

Functional Collection Programming with Semi-Ring Dictionaries

AMIR SHAIKHHA, University of Edinburgh, United Kingdom

MATHIEU HUOT, University of Oxford, United Kingdom

JACLYN SMITH, University of Oxford, United Kingdom

DAN OLTEANU, University of Zurich, Switzerland

This paper introduces semi-ring dictionaries, a powerful class of compositional and purely functional collections that subsume other collection types such as sets, multisets, arrays, vectors, and matrices. We develop SDQL, a statically typed language centered around semi-ring dictionaries, that can encode expressions in relational algebra with aggregations, functional collections, and linear algebra. Furthermore, thanks to the semi-ring algebraic structures behind these dictionaries, SDQL unifies a wide range of optimizations commonly used in databases and linear algebra. As a result, SDQL enables efficient processing of hybrid database and linear algebra workloads, by putting together optimizations that are otherwise confined to either database systems or linear algebra frameworks. Through experimental results, we show that a handful of relational and linear algebra workloads can take advantage of the SDQL language and optimizations. Overall, we observe that SDQL achieves competitive performance to Typer and Tectorwise, which are state-of-the-art in-memory systems for (flat, not nested) relational data, and achieves an average 2× speedup over SciPy for linear algebra workloads. Finally, for hybrid workloads involving linear algebra processing over nested biomedical data, SDQL can give up to one order of magnitude speedup over Trance, a state-of-the-art nested relational engine.

CCS Concepts: • **Software and its engineering** → *Domain specific languages*; • **Computing methodologies** → *Linear algebra algorithms*.

Additional Key Words and Phrases: Linear Algebra, Relational Algebra, Domain-Specific Languages.

1 INTRODUCTION

The development of domain-specific languages (DSLs) for data analytics has been an important research topic across many communities for more than 40 years. The DB community has produced SQL, one of the most successful DSLs, which is based on the relational model of data [20]. For querying against complex nested objects, the nested relational algebra [12] was introduced, which relaxes the flatness requirement. The PL community has been active in building language-integrated query languages [59] and functional collection DSLs based on monad calculus [74]. Finally, the HPC community has developed various linear algebra frameworks around the notion of tensors [50, 96].

These languages are developed in isolation, despite many similarities existing among their constructs. Consider sets and vectors, the main collection types behind relational and linear algebra, respectively. The optimization rules applicable to set union and intersection can also be applied to vector element-wise addition and multiplication:

$$(S_1 \cap S_2) \cup (S_1 \cap S_3) = S_1 \cap (S_2 \cup S_3)$$

$$(V_1 \circ V_2) + (V_1 \circ V_3) = V_1 \circ (V_2 + V_3)$$

This is the distributivity law applied in the set semi-ring used in relational engines and respectively the sum-product semi-ring used in linear algebra packages.

In this paper, we introduce semi-ring dictionaries, a powerful class of dictionaries that subsume collection data types such as sets, multisets, arrays, vectors, and matrices. The basic idea is that a dictionary with a semi-ring value domain also forms a semi-ring; thus, one can arbitrarily nest semi-ring dictionaries. We also present SDQL, a semi-ring dictionary-based DSL, which provides a query

Authors' addresses: Amir Shaikhha, University of Edinburgh, United Kingdom; Mathieu Huot, University of Oxford, United Kingdom; Jaclyn Smith, University of Oxford, United Kingdom; Dan Olteanu, University of Zurich, Switzerland.

language that is more expressive than relational, nested relational, and linear algebra. SDQL unifies several optimizations such as pushing aggregates/marginalization past aggregates/products that are common in relational databases/probabilistic graphical models [3]. Particularly advantageous for hybrid data analytics workloads, SDQL can also apply algebraic optimizations inside and across the boundary of different domains.

1.1 Motivating Example

The following setting is used throughout the paper to exemplify SDQL. Biomedical data analysis presents an interesting application domain for language development. Biological data comes in a variety of formats that use complex data models [21]. In addition, the affordability of genomic sequencing, the advancement of image processing, and the improvement of medical data management present many opportunities to integrate complex datasets and develop targeted treatments [39].

Consider a biomedical analysis focused on the role of mutational burden in cancer. High tumor mutational burden (TMB) has been shown to be a confidence biomarker for cancer therapy response [13, 27]. A subcalculation of TMB is gene mutational burden (GMB). Given a set of genes and variants for each sample, gene mutational burden (GMB) associates variants to genes and counts the total number of mutations present in a given gene per tumor sample. The `Genes` input is a relational-formatted input containing metadata about a gene and the `Variants` input is a domain-specific, variant call format (VCF) [25], which contains top-level variant information and nested mutational information for each sample. This burden-based analysis provides a basic measurement of how impacted a given gene is by somatic mutations, which can be used directly as a likelihood measurement for immunotherapy response [27], or can be used as features for predictive learning.

The biological community has developed countless DSLs to perform such analyses; these languages can be tightly scoped to a class of transformations [36, 58] or describe more generic workflow execution tasks [99]. Modern biomedical analyses also leverage SQL-flavoured query languages and machine learning frameworks for classification. An analyst may need to use multiple languages to perform integrative tasks, and additional packages downstream to perform inference. The development of generic solutions that consolidate and generalize complex biomedical workloads is crucial for advancing biomedical infrastructure and analyses.

1.2 Contributions

The contributions of this paper are as follows:

- We introduce semi-ring dictionaries (Section 2.3) that subsume various collection types including (nested) sets, multisets, arrays, vectors, and matrices.
- We introduce SDQL, a statically typed, functional language (Section 2) based on semi-ring dictionaries that is more expressive than relational algebra and nested relational algebra with difference and aggregations; these languages can be translated into SDQL. Group-by aggregates and hash join operators can also be expressed (Section 3).
- SDQL supports the expression of linear algebra constructs; including vectors, matrices, and linear algebra operations (Section 4).
- SDQL unifies a wide range of optimizations essential for database query engines and linear algebra processing frameworks (Section 5).
- We give operational semantics, show type safety, and correctness of SDQL optimizations (Section 6).
- Through experimental results, we show that SDQL achieves competitive performance to Typer and Tectorwise, which are state-of-the-art in-memory database systems, and achieves an average 2× speedup in comparison with the SciPy framework for linear algebra workloads. Furthermore,

Core Grammar	Description
$e ::= \text{sum}(x \text{ in } e)e$	Collection Aggregation
$\{ e \rightarrow e, \dots \}$	Dictionary Construction
$\{ \}_{T,T}$	Empty Dictionary
$e(e)$	Dictionary Lookup
$\langle a = e, \dots \rangle$	Record Construction
$e.a$	Field Access
$\text{let } x = e \text{ in } e \mid x$	Variable Binding & Access
$\text{if}(e)\text{then } e \text{ else } e$	Conditional
$e + e \mid e * e$	Addition & Multiplication
$\text{promote}_{S,S}(e)$	Scalar Promotion
$n \mid r \mid \text{false} \mid \text{true}$	Numeric & Boolean Values
$T ::= \{ T \rightarrow T \}$	Dictionary Type
$\langle a:T, \dots \rangle$	Record Type
S	Scalar Type
$S ::= \text{int} \mid \text{real} \mid \text{bool}$	Numeric & Boolean Types

Fig. 1. Grammar of the core part of SDQL.

for hybrid workloads involving linear algebra processing over nested biomedical data, we show that SDQL achieves up to one order of magnitude speedup over a state-of-the-art query processing engine for nested data (Section 7).

2 LANGUAGE

SDQL is a purely functional, domain-specific language inspired by efforts from languages developed in both the programming languages (e.g., Haskell, ML, and Scala) and the databases (e.g., AGCA [51] and FAQ [3]) communities. This language is appropriate for collections with sparse structure such as database relations, functional collections, and sparse tensors. SDQL also provides facilities to support dense arrays. Figure 1 shows the grammar of SDQL for both expressions (e) and types (T). Next, we show the building blocks of SDQL.

2.1 Semi-Ring Structure

A semi-ring structure is defined over a data type T with two binary operators $+$ and $*$. Each binary operator has an identity element; $\mathbf{0}_T$ is the identity element for $+$ and $\mathbf{1}_T$ is for $*$. When clear from the context, we use 0 and 1 as identity elements. Furthermore, the following algebraic laws hold for all elements a, b , and c :

$$\begin{aligned}
 a + (b + c) &= (a + b) + c & 0 + a &= a + 0 = a & 1 * a &= a * 1 = a \\
 a + b &= b + a & a * (b * c) &= (a * b) * c & 0 * a &= a * 0 = 0 \\
 a * (b + c) &= a * b + a * c & (a + b) * c &= a * c + b * c
 \end{aligned}$$

The last two rules are distributivity laws, and are the base of many important optimizations for semi-ring structures [4].

2.2 Semi-Ring Scalar

Values of type **bool** form the *Boolean Semi-Ring*, with disjunction and conjunction as binary operators, and **true** and **false** as identity elements. Values of type **int** and **real** form *Natural Numbers Semi-Ring* (\mathbb{N}) and *Real Numbers Semi-Ring* (\mathbb{R}), respectively.

The addition operator can only support elements of the same data type. However, the multiplication operator can involve elements of different scalar data type. In such a case, the element

s with a weaker data type S_1 is *promoted* to an element from the super type S_2 using the syntax `promotesS1,S2(s)`. The subtyping relation is `bool <: int <: real`.

2.3 Semi-Ring Dictionary (SD)

A dictionary with keys of type K , and values of type V is represented by the data type `{ K -> V }`. The expression `{ k1 -> v1, ..., kn -> vn }`, constructs a dictionary of n elements with keys k_1, \dots, k_n and values v_1, \dots, v_n . The expression `{ }K,V` constructs an empty dictionary of type `{ K -> V }`, and we might drop the type subscript when it is clear from the context. The expression `dict(k)` performs a lookup for key k in the dictionary `dict`.

If the value elements with type V form a semi-ring structure, then the dictionary also forms a semi-ring structure, referred to as a semi-ring dictionary (SD) where addition and multiplication are point-wise operations, that is the values of elements with the same key are added or multiplied. The elements of an SD with 0_V as values are made implicit and can be removed from the dictionary. This means that two SDs with the same set of k_i and v_i pairings are equivalent regardless of their 0_V -valued k_i s.

We are interested in a more general multiplication operation between for instance a SD and other semi-rings. This multiplication is a generalization of outer products, and is exactly outer-products when it is restricted to types defined by scalar types and records. In more detail, the multiplication `dict * s`, where `dict` is an SD with k_i and v_i as keys and values, results in an SD with k_i as the keys, and $v_i * s$ as the values. For the expression `s * dict`, where s is not an SD and `dict` is an SD with keys k_i and values v_i , the result is an SD with k_i as keys and $s * v_i$ as values. Note that the multiplication operator is not commutative by default.¹

Example 1. Consider the following two SDs: `{ "a"-> 2, "b"-> 3 }` named as `dict1` and `{ "a"-> 4, "c"-> 5 }` named as `dict2`.

The result of `dict1 + dict2` is `{ "a"-> 6, "b"-> 3, "c"-> 5 }`. This is because `dict1` is equivalent to `{ "a"-> 2, "b"-> 3, "c"-> 0 }` and `dict2` is equivalent to `{ "a"-> 4, "b"-> 0, "c"-> 5 }`, and element-wise addition of them results in `{ "a"-> 2+4, "b"-> 3+0, "c"-> 0+5 }`.

The result of `dict1 * dict2` is `{ "a"-> 2 * dict2, "b"-> 3 * dict2 }`. The expression `2 * dict2` is evaluated to `{ "a"-> 2*4, "c"-> 2*5 }`. By performing similar computations, `dict1 * dict2` is evaluated to `{ "a"-> { "a"-> 8, "c"-> 10 }, "b"-> { "a"-> 12, "c"-> 15 } }`.

On the other hand, `dict2 * dict1` is `{ "a"-> 4 * dict1, "c"-> 5 * dict1 }`. After performing similar computations, the expression is evaluated to `{ "a"-> { "a"-> 8, "b"-> 12 }, "c"-> { "a"-> 10, "b"-> 15 } }`. △

2.4 Semi-Ring Record

Records are constructed using `< a1 = e1, ..., an = en >` and the field a_i of record `rec` can be accessed using `rec.ai`. When all the fields of a record are semi-rings, the record also forms a semi-ring with element-wise addition and multiplication.

The multiplication operator `*` of records is defined similarly to the one for SDs. The multiplication of a record with another semi-ring element results in a record with the same field names, but with the elements multiplied by the other operand. The multiplication of a scalar element with a record results in a record with the same fields and the elements left-multiplied by the other operand.

Example 2. Assume the expression `d * r`, where the value of term `d` is `{ "a"-> 2, "b"-> 3 }`, and `r` is `< c = 4.0 >`. This expression is evaluated as `{ "a"-> < c = 8.0 >, "b"-> < c = 12.0 > }`. △

¹To be more precise, `*` is commutative up to reordering. This means that there is an equivalence between `a*b` and `b*a` as long as the underlying scalar semi-rings have commutative multiplications, referred to as commutative semi-rings.

Extension	Definition	Description
$\{ e_0, \dots, e_k \}$	$\{ e_0 \rightarrow \text{true}, \dots, e_k \rightarrow \text{true} \}$	Set Construction
$\text{dom}(e)$	$\text{sum}(x \leftarrow e) \{ x.\text{key} \}$	Key Set of Dictionary
$\text{range}(dn)$	$\{ 0 \rightarrow \text{true}, \dots, dn-1 \rightarrow \text{true} \}$	Range Construction
$[e_0, \dots, e_k]$	$\{ 0 \rightarrow e_0, \dots, k \rightarrow e_k \}$	Array Construction
$\{ T \}$	$\{ T \rightarrow \text{bool} \}$	Set Type
$[T]$	$\{ \text{dense_int} \rightarrow T \}$	Array Type

Fig. 2. Extended constructs of SDQL.

2.5 Dictionary Summation

The expression $\text{sum}(x \text{ in } d)e$ specifies iteration over the elements of dictionary d , where each element x is a record with the attribute $x.\text{key}$ specifying the key and $x.\text{val}$ specifying the value. This iteration computes the summation of the result of the expression e using the corresponding addition operator, and by starting from an appropriate additive identity element. In the case that e has a scalar type, this expression computes the summation using the corresponding scalar addition operator. If the expression e is an SD, then the SD addition is used as the addition operator.

Example 1 (Cont.). Consider the expression $\text{sum}(x \leftarrow d)x.\text{val}$ where d is a dictionary with value of $\{ "a" \rightarrow 2, "b" \rightarrow 3 \}$. This expression is evaluated to 5, which is the result of adding the values $(2 + 3)$ in dictionary d . Let us consider the expression $\text{sum}(x \leftarrow d) \{ x.\text{key} \rightarrow x.\text{val} * 2 \}$, with the same value as before for d . This expression is evaluated to $\{ "a" \rightarrow 4, "b" \rightarrow 6 \}$, which is the result of the addition of $\{ "a" \rightarrow 2*2 \}$ and $\{ "b" \rightarrow 3*2 \}$. \triangle

2.6 Set and Array

Collection types other than dictionaries, such as arrays and sets, can be defined in terms of dictionaries (cf. Figure 2). Arrays can be obtained by using *dense integers* (`dense_int`), which are continuous integers ranging from 0 to $k-1$, as keys and the elements of the array as values. Sets can be obtained by using the elements of the set as keys and Booleans as values. Arrays and sets of elements of type T are represented as $[| T |]$ and $\{ T \}$, respectively.

2.7 Type System

Figure 3 shows the type system of SDQL. For the case of scalar values, the operands are promoted to a common type, and the result expression will have that type. As discussed earlier, an interesting rule for the type system is for the multiplication operator, which is defined inductively. Multiplying a scalar with a dictionary results in a dictionary with the same keys, but with the values multiplied with the scalar value. Multiplying a dictionary with another term also results in a dictionary with the same keys, and values multiplied with that term. Note that the multiplication operator is not commutative. The typing rules for the multiplication of record types are defined similarly.

Example 2 (Cont.). In Example 2, term d is a dictionary of type $\{ \text{string} \rightarrow \text{int} \}$, and r is a record of type $\langle c: \text{double} \rangle$. The type of the expression $d * r$ is $\{ \text{string} \rightarrow \langle c: \text{double} \rangle \}$, as can be confirmed by the typing rules. The soundness of type system is shown later in Section 6. \triangle

3 EXPRESSIVENESS FOR DATABASES

This section exhibits the power of SDQL for expressing database workloads. We start by showing the translation of relational algebra to SDQL (Section 3.1). We consider nested relational calculus and its translation to SDQL (Section 3.2), and then consider aggregations within these languages

²We do not include data types such as `dense_int`, `string`, and other enumerated types (cf. Section 9) in the grammar and type system, to make the language minimalistic for presentation purposes.

$$\begin{array}{c}
\frac{\Gamma \vdash e1:\{ T1 \rightarrow T2 \} \quad \Gamma, x:\langle \mathbf{key}:T1, \mathbf{val}:T2 \rangle \vdash e2:T3}{\Gamma \vdash \mathbf{sum}(x \mathbf{in} e1)e2:T3} \quad \frac{\{ \}_{T1,T2} : \{ T1 \rightarrow T2 \}}{e1:\{ T1 \rightarrow T2 \} \quad e2:T1} \\
\frac{k_1:T1 \quad v_1:T2 \quad \dots \quad k_n:T1 \quad v_n:T2}{\{ k_1 \rightarrow v_1, \dots, k_n \rightarrow v_n \}:\{ T1 \rightarrow T2 \}} \quad \frac{e1(e2):T2}{e:\langle a_1:T_1, \dots, a_k:T_k \rangle} \\
\frac{\langle a_1=e_1, \dots, a_n=e_n \rangle:\langle a_1:T_1, \dots, a_n:T_n \rangle}{e.a_i:T_i} \\
\frac{\Gamma \vdash e1:T1 \quad \Gamma, x:T1 \vdash e2:T2 \quad x:T \in \Gamma}{\Gamma \vdash \mathbf{let} x = e1 \mathbf{in} e2:T2} \quad \frac{\Gamma \vdash x:T}{\mathbf{if}(e1)\mathbf{then} e2 \mathbf{else} e3:T} \\
\frac{e1:T \quad e2:T}{e1 + e2:T} \quad \frac{e1:T1 \quad e2:T2 \quad T1 \otimes T2 \text{ is well-defined}}{e1 * e2:T1 \otimes T2} \quad \frac{e:S1 \quad S1 <: S2}{\mathbf{promotes}_{S1, S2}(e):S2} \\
\begin{array}{|c|c|c|c|c|}
\hline
S1 \otimes S1 & S \otimes \{ T1 \rightarrow T2 \} & S \otimes \langle a1:T1, \dots \rangle & \{ T1 \rightarrow T2 \} \otimes T0 & \langle a1:T1, \dots \rangle \otimes T0 \\
\hline
\text{|||} & \text{|||} & \text{|||} & \text{|||} & \text{|||} \\
\hline
S1 & \{ T1 \rightarrow S \otimes T2 \} & \langle a1:S \otimes T1, \dots \rangle & \{ T1 \rightarrow T2 \otimes T0 \} & \langle a1:T1 \otimes T0, \dots \rangle \\
\hline
\end{array}
\end{array}$$

Fig. 3. Type system of SDQL.

and their translation to SDQL (Section 3.3). Finally, we show how SDQL can express the hash join operator, an important operator for query processing engines (Section 3.4).

3.1 Relational Algebra

In his seminal work, Codd [20] introduced relational model of data and a corresponding algebra, named as relational algebra. Relational algebra became the foundation of many query languages used in database management systems, including SQL.

In general, a relation $R(a_1, \dots, a_n)$ (with set semantics) is represented as a dictionary of type $\{ \langle a_1: A_1, \dots, a_n: A_n \rangle \rightarrow \mathbf{bool} \}$ in SDQL. By using the variable order of $[a_1, \dots, a_n]$, the factorized representation of this relation in SDQL is a nested dictionary of type $\{ A_1 \rightarrow \{ \dots \rightarrow \{ A_n \rightarrow \mathbf{int} \} \dots \} \}$.

Example 3. Consider the following data for the Genes input, which is a flat relation providing positional information of genes on the genome:

Genes	name	desc	contig	start	end	gid
	NOTCH2	notch receptor 2	1	119911553	120100779	ENSG00000134250
	BRCA1	DNA repair associate	17	43044295	43170245	ENSG00000012048
	TP53	tumor protein p53	17	7565097	7590856	ENSG00000141510

This relation is represented as follows in SDQL:

```
{ <name="NOTCH2",desc="notch receptor 2", contig=1, start=119911553, end=120100779,
gid="ENSG00000134250">, <name="BRCA1",desc="DNA repair associate", contig=17,
start=43044295, end=43170245, gid="ENSG00000012048">, <name="TP53",desc="tumor
protein p53", contig=17, start=7565097, end=7590856, gid="ENSG00000141510"> }
```

△

Figure 4 shows the translation rules for the relational algebra operators. Next, we explain the translation of these operators to SDQL.

Selection. Consider the translation of relation R in SDQL, which is represented as $[[R]]$. The selection operator, represented as $\sigma_p(R)$, filters the elements that satisfy a predicate p . For each element x of this relation, if the predicate is satisfied, we return the singleton set containing x . **key**. Otherwise, we return an empty set. As the body of the loop returns a set, this loop performs a set union, which results in a filtered relation.

$$\begin{aligned}
[[\sigma_p(\mathbb{R})]] &= \text{sum}(x \leftarrow [[\mathbb{R}]]) \text{if}(p(x.\text{key}))\{ x.\text{key} \} \text{ else } \{ \} \\
[[\pi_f(\mathbb{R})]] &= \text{sum}(x \leftarrow [[\mathbb{R}]])\{ f(x.\text{key})\} \\
[[\mathbb{R} \cup \mathbb{S}]] &= [[\mathbb{R}]] + [[\mathbb{S}]] \\
[[\mathbb{R} \cap \mathbb{S}]] &= \text{sum}(x \leftarrow [[\mathbb{R}]]) \text{if}([[\mathbb{S}]](x.\text{key}))\{ x.\text{key} \} \text{ else } \{ \} \\
[[\mathbb{R} - \mathbb{S}]] &= \text{sum}(x \leftarrow [[\mathbb{R}]]) \text{if}([[\mathbb{S}]](x.\text{key}))\{ \} \text{ else } \{ x.\text{key} \} \\
[[\mathbb{R} \times \mathbb{S}]] &= \text{sum}(x \leftarrow [[\mathbb{R}]]) \text{sum}(y \leftarrow [[\mathbb{S}]]) \\
&\quad \{ \text{concat}(x.\text{key}, y.\text{key}) \} \\
[[\mathbb{R} \bowtie_{\theta} \mathbb{S}]] &= [[\sigma_{\theta}(\mathbb{R} \times \mathbb{S})]]
\end{aligned}$$

Fig. 4. Translation from relational algebra (with set semantics) to SDQL.

Projection. This operator projects a subset of attributes specified by the function f , and is represented as $\pi_f(\mathbb{R})$. Similar to selection, we iterate over the elements of $[[\mathbb{R}]]$; at each iteration we return a singleton set with the applied projection function f on each row of relation ($f(x.\text{key})$).

Example 3 (Cont.). Only a subset of the attributes in the Genes relation are commonly used in a biomedical analysis. This can be achieved using the following expression:

```
sum(g in Genes)
{ <gene=g.key.name, contig=g.key.contig, start=g.key.start, end=g.key.end> }
```

△

Union. Set union is achieved by using the $+$ operation of the boolean semi-ring, i.e., boolean disjunction, on the values of elements with the same key. For the elements that exist only in one of the collections, the value associated with the element in the other collection is considered as **false**.

Intersection. Set intersection is achieved by iterating over the elements of the first collection. At each iteration, if an element with the same key exists in the other collection, a singleton set of that element key is returned, otherwise an empty set is returned.

Difference. This operator is symmetric to intersection with the difference that if the element key exists in the second collection, an empty set is returned. Otherwise, a singleton set is returned.

Cartesian Product. For this operation, we use nested loops iterating over the elements x and y of relations \mathbb{R} and \mathbb{S} , respectively. For each combination of tuples, we return a singleton set that has the combination of the tuples of these two relations as its element.

Join. This operator can be expressed in terms of a Cartesian product followed by selection. This expression is inefficient because one has to consider all combinations of elements of relations \mathbb{R} and \mathbb{S} . In the case of equality joins, this situation can be improved by leveraging data locality as will be shown in Section 3.4.

3.2 Nested Relational Calculus

Relational algebra does not allow nested relations; a relation in the first normal form (1NF) when none of the attributes is a set of elements [20]. Nested relational calculus allows attributes to be relations as well. In order to make the case more interesting, we consider a variant nested relational calculus with bag semantics and without difference operator, referred to as NRC^+ [52].

Nested relations are represented as dictionaries mapping each row to their multiplicities. As the rows can contain other relations, the keys of the outer dictionary can also contain dictionaries.

Example 4. Consider the Variants input, which contains top-level metadata for genomic variants and nested genotype information for every sample. Genotype calls denoting the number of alternate alleles in a sample. An example of the nested Variants input is as follows:

Variants	contig	start	reference	alternate	genotypes	
					sample	call
	17	43093817	C	A		
					TCGA-AN-A046	0
					TCGA-BH-A0B6	1
	1	119967501	G	C		
					TCGA-AN-A046	1
					TCGA-BH-A0B6	2

This nested relation is represented as follows in SDQL:

```
{ <contig=17, start=43093817, reference="C", alternate="A", genotypes=
  { <sample="TCGA-AN-A046", call=0> -> 1, <sample="TCGA-BH-A0B6", call=1> -> 1 } >
  -> 1,
  <contig=1, start=119967501, reference="G", alternate="C", genotypes=
    { <sample="TCGA-AN-A046", call=1> -> 1, <sample="TCGA-BH-A0B6", call=2> -> 1 } >
    -> 1 }
```

△

Figure 5 shows the translation from positive nested relational calculus (without difference) to SDQL. Next, we explain the translation of non-trivial constructs.

Bag Construction. The empty bag construction is expressed by an empty dictionary. The singleton bag construction is achieved by constructing a dictionary with the given element as its key, and the multiplicity of one as its value.

Flattening. The flattening operation is only performed on an input parameter that is nested. Thus, the translated input is a dictionary where the key is also a dictionary. In order to flatten the input dictionary, one has to union its keys; however, one needs to multiply the multiplicity with the keys to take into account the bag semantics, represented as $x.val * x.key$.

For-comprehensions. Similar to the flattening operator, bag semantics requires that the translation of the body of the loop be multiplied by the multiplicity.

Bag Union. Similar to set union in relational algebra, bag union in NRC⁺ is also achieved by addition on the translation of the operands.

Bag Product. Similar to Cartesian Product in relational algebra, we iterate over each combination of the elements of the two inputs. The key of the result dictionary is a pair of the keys of inputs. The value is the multiplication of the values of two inputs in order to take into account the bag semantics.

Example 5. The gene burden analysis uses data from Variants to calculate the mutational burden for every gene within every sample. The program first iterates over the top-level of Variants, iterates over the top-level of Genes, then assigning a variant to a gene if the variant lies within the mapped position on the genome. The program then iterates into the nested **genotypes** information of Variants to return sample, gene, and burden information; here, the **call** attribute provides the count of mutated alleles in that sample. This expression is represented as follows in NRC⁺:

```
for v in vcf union
  for g in genes union
    if (v.contig = g.contig && v.start >= g.start && g.end >= v.start)
      then for c in v.genotypes union
        {sample := c.sample, gene := g.name, burden := c.call}
```

This expression is equivalent to the following SDQL expression:

```
sum(v in Variants)
  sum(g in Genes)
    if(g.key.contig==v.key.contig&&g.key.start<=v.key.start&&g.key.end>=v.key.start)
      sum(c in v.key.genotypes)
```


$$\begin{aligned}
[[\text{let } x = e_1 \text{ in } e_2]] &= \text{let } x = [[e_1]] \text{ in } [[e_2]] \\
[[\emptyset_T]] &= \{ \}_{T, \text{int}} \\
[[\text{sng}(e)]] &= \{ [[e]] \rightarrow 1 \} \\
[[\text{flatten}(e)]] &= \text{sum}(x \leftarrow [[e]])x.\text{val} * x.\text{key} \\
[[\text{for } x \text{ in } e_1 \text{ union } e_2]] &= \text{sum}(y \leftarrow [[e_1]]) \text{let } x = y.\text{key} \text{ in } y.\text{val} * [[e_2]] \\
[[e_1 \uplus e_2]] &= [[e_1]] + [[e_2]] \\
[[e_1 \times e_2]] &= \text{sum}(x \leftarrow [[e_1]]) \text{sum}(y \leftarrow [[e_2]]) \\
&\quad \{ \langle \text{fst}=x.\text{key}, \text{snd}=y.\text{key} \rangle \rightarrow x.\text{val} * y.\text{val} \}
\end{aligned}$$
Fig. 5. Translation from NRC⁺ (positive nested relational calculus with bag semantics) [52] to SDQL.

Relational Algebra:

$$\begin{aligned}
[[\Gamma_{\emptyset;f}(e)]] &= \text{sum}(x \leftarrow [[e]])x.\text{val} * [[f]](x.\text{key}) \\
[[\Gamma_{g;f}(e)]] &= \text{let } \text{tmp} = \text{sum}(x \leftarrow [[e]])\{ [[g]](x.\text{key}) \rightarrow x.\text{val} * [[f]](x.\text{key}) \} \\
&\quad \text{in } \text{sum}(x \leftarrow \text{tmp})\{ \langle \text{key}=x.\text{key}, \text{val}=x.\text{val} \rangle \rightarrow 1 \}
\end{aligned}$$

NRC^{agg}:

$$\begin{aligned}
[[\text{sumBy}_{\emptyset}^f(e)]] &= \text{sum}(x \leftarrow [[e]])x.\text{val} * [[f]](x.\text{key}) \\
[[\text{sumBy}_g^f(e)]] &= \text{let } \text{tmp} = \text{sum}(x \leftarrow [[e]])\{ [[g]](x.\text{key}) \rightarrow x.\text{val} * [[f]](x.\text{key}) \} \\
&\quad \text{in } \text{sum}(x \leftarrow \text{tmp})\{ \langle \text{key}=x.\text{key}, \text{val}=x.\text{val} \rangle \rightarrow 1 \} \\
[[\text{groupBy}_g(e)]] &= \text{let } \text{tmp} = \text{sum}(x \leftarrow [[e]])\{ [[g]](x.\text{key}) \rightarrow \{x.\text{key} \rightarrow x.\text{val}\} \} \\
&\quad \text{in } \text{sum}(x \leftarrow \text{tmp})\{ \langle \text{key}=x.\text{key}, \text{val}=x.\text{val} \rangle \rightarrow 1 \}
\end{aligned}$$
Fig. 6. Translation of aggregate operators of relational algebra and NRC^{agg} [85] to SDQL.

```

{ <sample = c.key.sample, gene = g.key.name, burden = c.key.call>
  -> g.val * c.val * v.val }
else
{ }

```

The type of this output is $\{ \langle \text{sample}:\text{string}, \text{gene}:\text{string}, \text{burden}:\text{real} \rangle \rightarrow \text{int} \}$. The multiplication of multiplicities of the outer and inner bags of Variants and Genes are pushed inside the inner singleton dictionary construction.

△

3.3 Aggregation

An essential operator used in query processing workloads is aggregation. Both relational algebra and nested relational calculus need to be extended in order to support this operator. The former is extended with the group-by aggregate operator $\Gamma_{g;f}$, where g specifies the set of keys that are partitioned by, and f specifies the aggregation function. NRC^{agg} is an extended version of the latter with support for two aggregation operators; sumBy_g^f is similar to group-by aggregates in relational algebra, whereas groupBy_g only performs partitioning without performing any aggregation.

Figure 6 shows the translation of aggregations in relational algebra and NRC^{agg} to SDQL.

Scalar Aggregate. This operator can be implemented by iterating over the elements of the relation and computing the appropriate aggregate function f (cf. first and third rules of Figure 6). As the relations have bag semantics, there could be duplicates of an element in the input relation, the multiplicity of which is shown by $x.\text{val}$; thus, the aggregate result for each element needs to be multiplied by $x.\text{val}$. The following example shows the translation of sum and count queries:

```
// select sum(R.A) from R
```

```
sum(r <- R) r.val * r.key.A
// select count(*) from R
sum(r <- R) r.val
```

Group-by Aggregate. The key difference between this operator and its non-grouped variant is that at each iteration, a group-by aggregate returns a single dictionary with the key specified by the grouping function g , and the value specified using the aggregate function f (cf. second and fourth rules of Figure 6). The following example shows the translation of group-by sum and group-by count queries:

```
// select R.B, sum(R.A) from R group by R.B
let tmp = sum(r <- R) { r.key.B -> r.val * r.key.A }
in sum(x <- tmp) { <key=x.key, val=x.val> -> 1 }
// select R.B, count(*) from R group by R.B
let tmp = sum(r <- R) { r.key.B -> r.val }
in sum(x <- tmp) { <key=x.key, val=x.val> -> 1 }
```

Group-by. This operator performs grouping without aggregation. This means that the output is a nested relation, that is only supported by NRC^{agg} , not relational algebra. Similar to the group-by aggregate operator, at each iteration it returns a singleton dictionary with the key specified by the grouping function g ; however, the value is again an inner singleton dictionary with $x.\text{key}$ as key and $x.\text{val}$ as value (cf. last rule of Figure 6).

Inefficiency of Group-by Operators. Even though relational algebra and nested relational calculus are extended with a group-by aggregate operator, their usage is still suboptimal. This is because these languages need to have an internal implementation utilizing dictionaries for the grouping phase (i.e., the creation of the variable tmp in the second, fourth, fifth rules of Figure 6). Nevertheless, as there is no first-class support for dictionaries, the grouped structure is thrown away when the final aggregate result is produced. This additional phase involves an additional iteration over the elements, as illustrated in the next example.

Example 6. As the final step for computing gene burden, one has to perform sum-aggregate of the genotype call (now denoted burden) for each sample corresponding to that gene. By naming the previous NRC expression as gv , the following NRC^{agg} expression specifies the full burden analysis:

```
let gmb = groupBysampleburdens(gv)
for x in gmb union
  {sample := x.sample, burdens := sumBygeneburden(x.burdens)}
groupBysampleburdens(sumBysample.geneburden(gv))
```

This expression is translated as the following SDQL expression:

```
let tmp = sum(x <- gv) { x.key.sample -> { x.key -> x.val } }
let gmb = sum(x <- tmp) { <sample=x.key.sample, burdens=
  sum(y <- x.val) { <gene=y.key.gene, burden=y.key.burden> -> y.val } }
sum(x <- gmb) { <sample = x.key.sample, burdens =
  let tmp = sum(b <- x.key.burdens) { b.key.gene -> x.val * b.val * b.key.burden }
  sum(t <- tmp) { <sample=t.key, burden=t.val> -> 1 }
  > -> 1 }
```

This expression is of type $\{ \text{sample: string, burdens: } \{ \text{gene: string, burden: real} \} \text{ -> int} \} > \text{-> int}$, which is consistent with the type of the corresponding NRC^{agg} expression.

△

Generalized Aggregate. Both scalar and group-by aggregate operators can be generalized to support other forms of aggregates such as minimum and maximum by supplying appropriate semi-ring structure (i.e., addition, multiplication, zero, and one). For example, in the case of maximum,

Domain	Addition	Multiplication	Zero	One	Name	Ring
real	+	×	0	1	real sum-product	✓
int	+	×	0	1	integer sum-product	✓
\mathbb{N}	+	×	0	1	natural sum-product	✗
$(0, \infty]$	min	×	∞	1	min-product	✗
$[0, \infty)$	max	×	0	1	max-product	✗
$(-\infty, \infty]$	min	+	∞	0	min-sum	✗
$[-\infty, \infty)$	max	+	$-\infty$	0	max-sum	✗
$[-\infty, \infty]$	max	min	$-\infty$	$+\infty$	max-min	✗
bool	∨	∧	false	true	Boolean	✗

Table 1. Different semi-ring structures for scalar types.

the maximum function is supplied as the addition operator, and the numerical addition needs to be supplied as the multiplication operator [62]. An extended set of semi-rings for scalar values are presented in Table 1. To compute aggregates such as average, one has to compute both summation and count using two aggregates. The performance of this expression can be improved as discussed later in Section 5.1.2.

3.4 Hash Join

The nested-loop join operator (cf. Section 3.1) is inefficient, due to iterating over every combination of the elements of the two input relations. In the case of equality joins, this situation can be improved by partitioning the elements of both relations based on their join key, and then only combining the elements of the two relations that fall into the same partition. As an example, consider the following nested join between two relations R and S:

```
sum(r in R)
  sum(s in S)
    if(part(r.key) == part(s.key)) then { join(r.key, s.key) -> r.val * s.val }
    else {}
```

This equality join can be expressed as follows:

```
let Sp = sum(s in S) { part(s.key) -> { s.key -> s.val } } in
let Rp = sum(r in R) { part(r.key) -> { r.key -> r.val } } in
sum(rp in Rp)
  let pkey = rp.key in
  sum(r in rp.val)
    sum(s in Sp(pkey))
      { join(r.key, s.key) -> r.val * s.val }
```

In this expression, the two nested dictionaries Sp and Rp are the result of partitioning the relations S and R using the function part. In order to join the two relations, it is sufficient to iterate over one of the partitioned relations (Rp) and find the corresponding partition from the other relation (Sp(pkey)). This can be improved by fusing (cf. Section 5.1) the creation of Rp and its usage:

```
let Sp = sum(s in S) { part(s.key) -> { s.key -> s.val } } in
sum(r in R)
  let pkey = part(r.key) in
  sum(s in Sp(pkey))
    { join(r.key, s.key) -> r.val * s.val }
```

In the specific case of implementing a dictionary using a hash-table, this join algorithm corresponds to a hash join operator. The first loop corresponds to the build phase and the second loop corresponds to the probe phase.

Example 5 (Cont.). Let us consider again the join between Gene and Variants. The previous expression used nested loops in order to handle join, which is inefficient. The following expression uses hash join instead:

```

let Vp =
  sum(v in Variants)
    { v.key.contig -> { <start=v.key.start, genotypes=v.key.genotypes> -> v.val } }
sum(g in Genes)
  sum(v in Vp(g.key.contig))
    sum(m in v.key.genotypes)
      if(g.key.start<=v.key.start&&g.key.end>=v.key.start)
        { <sample = m.key.sample, gene = m.key.gene, burden = m.key.call> -> m.val *
          v.val }
      else
        { }

```

△

3.5 Groupjoin

Consider an aggregation over the result of join between two relations. The aggregate can be interleaved by the join computation. This is achieved by decomposing the aggregate function into functions that are only dependent on one of the relations. Then, one can push the decomposed functions into their corresponding relations. Finally, the result of these partial aggregates are joined together.

As an example, consider the summation of $f(r) * g(s)$ on the elements r and s that successfully join, grouped by the join key:

```

sum(r in R)
  sum(s in S)
    if(part(r.key) == part(s.key)) then { part(r.key) -> f(r) * g(s) }
    else { }

```

In this case, the partial aggregate $g(s)$ can be pushed to relation S , whereas the partial aggregate $f(r)$ is pushed to relation R . As a result, one can produce the following SDQL expression, which materializes the partial aggregate $g(s)$ into S_{agg} . The partial aggregate $f(r)$ is computed while scanning over relation R and the result is pipelined into the final aggregate computation as follows:

```

let Sagg = sum(s in S) { part(s.key) -> g(s) }
sum(r in R)
  sum(gs in Sagg(part(r.key)))
    { part(r.key) -> f(r) * gs.val }

```

In essence, this optimization has the effect of fusing a partitioned join operator with an aggregate operator. In fact, this expression corresponds to the implementation of a groupjoin operator [61].

4 EXPRESSIVENESS FOR LINEAR ALGEBRA

In this section, we show the power of SDQL for expressing linear algebra workloads. We first show the representation of vectors in SDQL, followed by the representation of matrices in SDQL. We also show the translation of linear algebra operators to SDQL expressions.

4.1 Vectors

SDQL represents vectors as dictionaries mapping indices to the element values; thus, vectors with elements of type S are SDQL expressions of type $\{ \text{int} \rightarrow S \}$. This representation is similar to

$$\begin{aligned}
[[V_1 + V_2]] &= [[V_1]] + [[V_2]] \\
[[a \cdot V]] &= [[a]] * [[V]] \\
[[V_1 \circ V_2]] &= \text{sum}(x \text{ in } [[V_1]]) \{ x.\text{key} \rightarrow x.\text{val} * [[V_2]](x.\text{key}) \} \\
[[V_1 \cdot V_2]] &= \text{sum}(x \text{ in } [[V_1]]) x.\text{val} * [[V_2]](x.\text{key}) \\
[[\sum_{a \in V} a]] &= \text{sum}(x \text{ in } [[V]]) x.\text{val}
\end{aligned}$$

Fig. 7. Translation of vector operations to SDQL.

functional pull arrays in array processing languages [45]. The key difference is that the size of the array is not stored separately.

Example 7. Consider the vector V of size 4 $[a_0 \ 0 \ a_1 \ a_2]$.

This vector is represented in SDQL as $\{ \emptyset \rightarrow a_0, 2 \rightarrow a_1, 3 \rightarrow a_2 \}$. △

Figure 7 shows the translation of vector operations to SDQL.

Vector Addition. This operation is expressed as the addition of the translated dictionaries in SDQL, which results in a dictionary where the values of the elements with the same key are summed.

Scalar-Vector Multiplication. The multiplication of a scalar value with a vector is translated to the multiplication of the translated scalar SDQL expression with the translated dictionary. The result expression is evaluated to a dictionary with the same keys as the translated dictionary, with the values multiplied by the scalar expression.

Vector Hadamard Product. The Hadamard product of two vectors, or the element-wise multiplication, is achieved by iterating over the elements of the translated dictionary of the first vector, and constructing a singleton dictionary with its key, and the value multiplied by looking up the value associated with the translated dictionary of the second vector. If an element with the same key (index) does not exist in the second dictionary, the singleton dictionary will have a zero value. When the result dictionary is constructed, singleton dictionaries are ignored when computing the union of the intermediate dictionaries.

Vector Dot Product. This operation is achieved by iterating over the elements of the translation of the first vector, and summing the multiplication of the associated value and the corresponding value of the second vector.

Vector Summation. Finally, the summation of the elements of a vector is expressed by iterating over the elements of the vector and adding its values.

Example 7 (Cont.). Consider another vector U of size 4: $[b_0 \ b_1 \ b_2 \ 0]$.

The expression $V \circ U$ is evaluated to the following SDQL value:

$\{ \emptyset \rightarrow a_0 * b_0, 2 \rightarrow a_1 * b_2, 3 \rightarrow a_2 * 0 \}$

As the value associated with the key 3 is zero, this dictionary is equivalent to:

$\{ \emptyset \rightarrow a_0 * b_0, 2 \rightarrow a_1 * b_2 \}$

This value corresponds to the result of evaluating $V \circ U$, that is the vector $[a_0 b_0 \ 0 \ a_1 b_2 \ 0]$. △

4.2 Matrices

Matrices are considered as dictionaries mapping the row and column indices to the element value. This means that matrices with elements of type S are SDQL expressions with the type $\{ \langle \text{row}: \text{int}, \text{col}: \text{int} \rangle \rightarrow S \}$.

Example 8. Consider the following matrix M of size 2×4 : $\begin{bmatrix} c_0 & 0 & 0 & c_1 \\ 0 & c_2 & 0 & 0 \end{bmatrix}$.

This matrix is in SDQL as $\{ \langle \text{row}=0, \text{col}=0 \rangle \rightarrow c_0, \langle \text{row}=0, \text{col}=3 \rangle \rightarrow c_1, \langle \text{row}=1, \text{col}=1 \rangle \rightarrow c_2 \}$. △

Figure 8 shows the translation of matrix operations to SDQL.

```

[[MT]] = sum(x in [[M]] )
          { <row=x.key.col, col=x.key.row> -> x.val }
[[M1 + M2]] = [[M1]] + [[M2]]
[[a · M]] = [[a]] * [[M]]
[[M1 ◦ M2]] = sum(x in [[M1]]) { x.key -> x.val * [[M2]](x.key) }
[[M1 × M2]] = sum(x in [[M1]]) sum(y in [[M2]])
                if(x.key.col == y.key.row) then
                    { <row=x.key.row, col=y.key.col> -> x.val * y.val }
                else { }
[[M · V]] = sum(x in [[M]]) { x.key.row -> x.val * [[V]](x.key.col) }
[[Trace(M)]] = sum(x in [[M]]) if(x.key.row==x.key.col) then x.val else 0

```

Fig. 8. Translation of matrix operations to SDQL.

Matrix Transpose. The transposition of a matrix is expressed by iterating over the elements of the translated dictionary and constructing a dictionary where the key is a record with the same value, but with the row and column swapped.

Matrix Addition, Scalar-Matrix Multiplication, Matrix Hadamard Product. These operators are expressed similarly to the corresponding vector operators.

Matrix-Matrix Multiplication. This operator is expressed by iterating over each combination of the elements of two matrices. At each iteration, if the column of the element from the first matrix is the same as the row of the element of the second matrix, a singleton dictionary is created, where the key is with the row of the first element, and column of the second element, and the value is the multiplication of both elements. Otherwise, an empty dictionary is created.

Matrix-Vector Multiplication. This operator is expressed by iterating over the elements of the translated matrix, and constructing a singleton dictionary where the key is the row of this element, and the value is the multiplication of this element with the element from the vector associated with its column.

Matrix Trace. The trace of a matrix is the result of summation of the elements of a diagonal of a matrix. This can be expressed by iterating over the elements of a matrix and adding the value of that element if its row and column are identical, and otherwise adding zero.

Example 8 (Cont.). Consider the expression $M \cdot V$ evaluated to the following dictionary after translating to SDQL: $\{ \emptyset \rightarrow c_0 * a_0 + c_1 * a_2, 1 \rightarrow c_2 * \emptyset \}$.

This expression is the dictionary representation of the following vector, which is the result of the matrix-vector multiplication: $[c_0 a_0 + c_1 a_2 \quad 0]$. △

Example 9. Computing the covariance matrix is an essential technique in machine learning and is useful for training various models such as linear regression [2]. The covariance matrix of a matrix A is computed as $A^T \times A$. In our biomedical example, computing the covariance matrix enables us to train different machine learning models on top of the aggregate Variant dataset. △

Point-wise Operations. In many machine learning applications, it is necessary to support point-wise application of functions such as \cos , \sin , and \tan on matrices. SDQL can easily support these operators by adding the corresponding scalar functions and using `sum` to apply them at each point.

Inefficiency of Operators. Note that the presented operators are highly inefficient. For example, matrix-matrix multiplication requires iterating over every combination of elements, whereas with a more efficient representation, this can be significantly improved. This improved representation is shown later in Section 5.3.

<i>Vertical Loop Fusion:</i>	
<code>let y=sum(x in e1)</code> <code>{f1(x.key)->x.val}</code> <code>sum(x in y){f2(x.key)->x.val}</code>	\rightsquigarrow <code>sum(x in e1)</code> <code>{ f2(f1(x.key))-> x.val }</code>
<code>let y=sum(x in e1)</code> <code>{x.key->f1(x.val)}</code> <code>sum(x in y){x.key->f2(x.val)}</code>	\rightsquigarrow <code>sum(x in e1)</code> <code>{ x.key -> f2(f1(x.val)) }</code>
<i>Horizontal Loop Fusion:</i>	
<code>let y1=sum(x in e1)f1(x)</code> <code>let y2=sum(x in e1)f2(x)</code> <code>f3(y1, y2)</code>	\rightsquigarrow <code>let tmp = sum(x in e1)</code> <code><y1 = f1(x), y2 = f2(x)></code> <code>f3(tmp.y1, tmp.y2)</code>
<i>Loop Factorization:</i>	
<code>sum(x in e1)e2 * f(x)</code>	\rightsquigarrow <code>e2 * sum(x in e1)f(x)</code>
<code>sum(x in e1)f(x)* e2</code>	\rightsquigarrow <code>(sum(x in e1)f(x))* e2</code>
<i>Loop-Invariant Code Motion:</i>	
<code>sum(x in e1)</code> <code>let y = e2</code> <code>f(x, y)</code>	\rightsquigarrow <code>let y = e2</code> <code>sum(x in e1)</code> <code>f(x, y)</code>

Fig. 9. Transformation rules for loop optimizations.

5 EFFICIENCY

In this section, we present loop optimizations and data layout representations for SDQL. Figure 9 summarizes the transformation rules required for such optimizations.

5.1 Loop Fusion

5.1.1 Vertical Loop Fusion. One of the essential optimizations for collection programs is deforestation [23, 32, 92, 100]. This optimization can remove an unnecessary intermediate collection in a vertical pipeline of operators, and is thus named as vertical loop fusion. The benefits of this optimization are manifold. The memory usage is improved thanks to the removal of intermediate memory, and the run time is improved because the removal of the corresponding loop.

As a classic example in functional programming, a sequence of two map operators can be naïvely expressed as follows in SDQL:

```
let R1 = sum(r in R) { f1(r.key) -> r.val } in
sum(r1 in R1) { f2(r1.key) -> r1.val }
```

There is no need to materialize the results of the first map into R1. Instead, by applying the first vertical loop fusion rule from Figure 9 one can fuse these two operators and remove the intermediate collection:

```
sum(r in R) { f2(f1(r.key)) -> r.val }
```

Another interesting example is the fusion of two filter operators. The pipeline of these operators is expressed as the following SDQL expression:

```
let R1 = sum(r in R) if(p1(r.key)) { r.key -> r.val } else { } in
sum(r1 in R1) if(p2(r1.key)) { r1.key -> r1.val } else { }
```

The conditional construct in both these expressions can be pushed to the value of dictionary:

```
let R1 = sum(r in R) { r.key -> p1(r.key) * r.val } in
```



```
sum(r1 in R1) { r1.key -> p2(r1.key) * r1.val }
```

By then applying the second rule of vertical fusion, the following fused expression is derived:

```
sum(r in R) { r.key -> p1(r.key) * p2(r.key) * r.val }
```

This expression uses a single iteration over the elements of R , and the result collection has a zero multiplicity for elements where $p1$ or $p2$ is **false**.

Similarly, in linear algebra programs there are cases where the materialization of intermediate vectors can be avoided. As an example, consider the Hadamard product of three vectors, which is naïvely translated as the following SDQL expression:

```
let Vt = sum(x in V1) { x.key -> x.val * V2(x.key) } in
sum(x1 in Vt) { x1.key -> x1.val * V3(x1.key) }
```

Again, the intermediate vector Vt is not necessary. By applying the second vertical loop fusion rule from Figure 9, one can avoid the materialization of Vt as follows:

```
sum(x in V1) { x.key -> x.val * V2(x.key) * V3(x.key) }
```

This expression performs a single iteration over the elements of the vector $V1$.

In query processing engines, pull and push-based pipelining [64, 73] has the same role as vertical loop fusion, as it has been shown before [77]. Similarly, in functional array processing languages, pull arrays and push arrays [5, 19, 93] are responsible for fusion of arrays.

5.1.2 Horizontal Loop Fusion. Another form of loop fusion involves simultaneous iterations over the same collection, referred to as horizontal loop fusion. More specifically, in query processing workloads, there could be several aggregate computations over the same relation. In such cases, one can share the scan over the same relation and compute all the aggregates simultaneously. For example, in order to compute the average, one can use the following two aggregates over the same relation R :

```
let Rsum = sum(r in R) r.key.A * r.val in
let Rcount = sum(r in R) r.val in
Rsum / Rcount
```

In such a case, one can iterate over the input relation only once, and compute both aggregates as a tuple:

```
let RsumRcount = sum(r in R) < Rsum = r.key.A * r.val, Rcount = r.val > in
RsumRcount.Rsum / RsumRcount.Rcount
```

In this optimized expression, the average is computed by dividing the element of the tuple storing summation over the count.

5.2 Loop Hoisting

5.2.1 Loop Factorization. One of the most important algebraic properties of the semi-ring structure is the distributive law, which enables factoring out a common factor in addition of two expressions. This algebraic law can be generalized to the case of summation over a collection, as presented in Figure 9.

Consider a nested relation NR with type $\{<A:real, B:int, C:\{<D:real> -> int\} -> int\}$ where we are interested in computing the multiplication of the attributes A and D . This can be achieved as follows:

```
sum(x in NR) sum(y in x.key.C) x.key.A * x.val * y.key.D * y.val
```

The subexpression $x.key.A * x.val$ is independent of the inner loop, and can be factored out:

```
sum(x in NR) x.key.A * x.val * sum(y in x.key.C) y.key.D * y.val
```

This optimization can also benefit expressions involving dictionary construction, such as group by expressions. As an example, consider the same aggregation as before, where we are interested in grouping by attribute B:

```
sum(x in NR) sum(y in x.key.C) { x.key.B -> x.key.A * x.val * y.key.D * y.val }
```

According to the semantics of SDQL (cf. Section 6), we can rewrite the dictionary construction as follows:

```
sum(x in NR) sum(y in x.key.C) { x.key.B -> 1 } * x.key.A * x.val * y.key.D * y.val
```

Again, we can factor out the terms independent of the inner loop:

```
sum(x in NR) { x.key.B -> 1 } * x.key.A * x.val * sum(y in x.key.C) y.key.D * y.val
```

This expression is equivalent to:

```
sum(x in NR) { x.key.B -> x.key.A * x.val * sum(y in x.key.C) y.key.D * y.val }
```

In this expression the intermediate dictionaries corresponding to each group are only constructed for each element of the outer relation, instead of each element of the inner relation.

5.2.2 Loop-Invariant Code Motion. In addition to multiplication operands, one can hoist let-bindings invariant to the loop. Consider the following example, where one computes the aggregate $A * E * D$ where E comes from looking up (using hash join) for another relation S :

```
sum(x in NR) sum(y in x.key.C) let E = S(x.key.B) in x.key.A*x.val*E*y.key.D*y.val
```

In this case, the computation of E is independent of the inner loop and thus can be hoisted outside following the last rule of Figure 9:

```
sum(x in NR) let E = S(x.key.B) in sum(y in x.key.C) x.key.A*x.val*E*y.key.D*y.val
```

Additionally, this optimization enables further loop factorization, which results in the following optimized expression:

```
sum(x in NR) let E = S(x.key.B) in x.key.A*x.val*E* sum(y in x.key.C) y.key.D*y.val
```

5.3 Curried Representation

Currying a function of type $T1 \times T2 \Rightarrow T3$ results in a function of type $T1 \Rightarrow (T2 \Rightarrow T3)$. Similarly, dictionaries with a pair key can be curried into a nested dictionary. More specifically, a dictionary of type $\{ \langle a: T1, b: T2 \rangle \rightarrow T3 \}$ can be curried into a dictionary of type $\{ T1 \rightarrow \{ T2 \rightarrow T3 \} \}$.

5.3.1 Factorized Relations. Relations can be curried following a specified order for their attributes. In the database community, this representation is referred to as *factorized representation* [65] using a *variable order*. Such representations allow a more compact representation for the join of two relations (e.g., in linear space instead of quadratic space), which is beyond the scope of this work.

In practice, a trie data structure can be used for factorized representation, and has proved useful for computational complexity improvements for joins, resulting into a class of join algorithms referred to as worst-case optimal joins [97].

Consider a relation $R(a_1, \dots, a_n)$ (with bag semantics), which is represented as a dictionary of type $\{ \langle a_1: A_1, \dots, a_n: A_n \rangle \rightarrow \text{int} \}$ in SDQL. By using the variable order of $[a_1, \dots, a_n]$, the factorized representation of this relation in SDQL is a nested dictionary of type $\{ A_1 \rightarrow \{ \dots \rightarrow \{ A_n \rightarrow \text{int} \} \dots \}$.

5.3.2 Curried Matrices. Matrices can also be curried as a dictionary with row as key, and another dictionary as value. The inner dictionary has column as key, and the element as value. Thus, a curried matrix with elements of type S is an SDQL expression of type $\{ \text{int} \rightarrow \{ \text{int} \rightarrow S \} \}$.

$$\begin{aligned}
[[M_1^T]] &= \text{sum}(\text{row in } [[M_1]]) \text{sum}(x \text{ in row.val}) \\
&\quad \{ x.\text{key} \rightarrow \{ \text{row.key} \rightarrow x.\text{val} \} \} \\
[[M_1 \circ M_2]] &= \text{sum}(\text{row in } [[M_1]]) \{ \text{row.key} \rightarrow \\
&\quad \text{sum}(x \text{ in row.val}) \{ x.\text{key} \rightarrow \\
&\quad \quad x.\text{val} * [[M_2]](\text{row.key})(x.\text{key}) \} \} \\
[[M_1 \times M_2]] &= \text{sum}(\text{row in } [[M_1]]) \{ \text{row.key} \rightarrow \\
&\quad \text{sum}(x \text{ in row.val}) \text{sum}(y \text{ in } [[M_2]](x.\text{key})) \\
&\quad \quad \{ y.\text{key} \rightarrow x.\text{val} * y.\text{val} \} \} \\
[[M \cdot V]] &= \text{sum}(\text{row in } [[M]]) \{ \text{row.key} \rightarrow \\
&\quad \text{sum}(x \text{ in row.val}) x.\text{val} * [[V]](x.\text{key}) \} \\
[[\text{Trace}(M)]] &= \text{sum}(\text{row in } [[M]]) \text{row.val}(r.\text{key})
\end{aligned}$$

Fig. 10. Translation of curried matrix operations to SDQL.

Example 8 (Cont.). Consider matrix M from Example 8. The curried representation of this matrix in SDQL is $\{ \emptyset \rightarrow \{ \emptyset \rightarrow c_0, 3 \rightarrow c_1 \}, 1 \rightarrow \{ 1 \rightarrow c_2 \} \}$. \triangle

The flat encoding of matrices presented in Section 4.2 results in inefficient implementation for various matrix operations, as explained before. By using a curried representation instead, one can provide more efficient implementations for matrix operations (cf. Figure 10).

Matrix-Matrix Multiplication. Instead of iterating over every combination of elements of two matrices, the curried representation allows a direct lookup on the elements of a particular row of the second matrix. Assuming that the dimension of the first matrix is $m \times n$, and the second matrix is of dimension $n \times k$, this improvement reduces the complexity from $O(mn^2k)$ down to $O(mnk)$.

Matrix Trace. The trace of a matrix can be computed by iterating over the rows of a matrix and a constant look up in the inner dictionary, instead of iterating over all elements of the matrix. Thus, the curried representation converts a quadratic computation to a linear one.

Example 9 (Cont.). By using curried matrices, the computation of the covariance can be simplified as follows:

```

let At = sum(row in A) sum(x in row.val) { x.key -> {row.key -> x.val} }
sum(row in At) { row.key ->
  sum(x in row.val) sum(y in A(x.key))
  { y.key -> x.val * y.val } }

```

Furthermore, performing vertical loop fusion results in the following optimized program:

```

sum(row in A)
  sum(x in row.val) { x.key ->
    sum(y in row.val) { y.key ->
      x.val * y.val } }

```

 \triangle

5.4 Row vs. Columnar Layout

Up to now, all collections were encoded as dictionaries that use hash table as their underlying implementations. However, both query engines and linear algebra frameworks in many cases use arrays to store relations and tensors. In this section, we show how SDQL can leverage `dense_int` type in order to use array for implementing collections.

As explained in Section 2, arrays are the special case of dictionaries with `dense_int` keys. The runtime environment of SDQL uses native array implementations for such dictionaries instead of

Dictionary	Factorized	Row	Columnar																																
<table border="1" style="border-collapse: collapse; text-align: left;"> <tr><td><A=a₁, B=b₁></td><td>1</td></tr> <tr><td><A=a₁, B=b₂></td><td>1</td></tr> <tr><td><A=a₂, B=b₃></td><td>1</td></tr> </table>	<A=a ₁ , B=b ₁ >	1	<A=a ₁ , B=b ₂ >	1	<A=a ₂ , B=b ₃ >	1	<table border="1" style="border-collapse: collapse; text-align: left;"> <tr><td rowspan="2">a₁</td><td>b₁</td><td>1</td></tr> <tr><td>b₂</td><td>1</td></tr> <tr><td>a₂</td><td>b₃</td><td>1</td></tr> </table>	a ₁	b ₁	1	b ₂	1	a ₂	b ₃	1	<table border="1" style="border-collapse: collapse; text-align: left;"> <tr><td>0</td><td><A=a₁, B=b₁></td></tr> <tr><td>1</td><td><A=a₁, B=b₂></td></tr> <tr><td>2</td><td><A=a₂, B=b₃></td></tr> </table>	0	<A=a ₁ , B=b ₁ >	1	<A=a ₁ , B=b ₂ >	2	<A=a ₂ , B=b ₃ >	<table border="1" style="border-collapse: collapse; text-align: left;"> <tr><td>0</td><td>a₁</td><td>0</td><td>b₁</td></tr> <tr><td>1</td><td>a₁</td><td>1</td><td>b₂</td></tr> <tr><td>2</td><td>a₂</td><td>2</td><td>b₃</td></tr> </table>	0	a ₁	0	b ₁	1	a ₁	1	b ₂	2	a ₂	2	b ₃
<A=a ₁ , B=b ₁ >	1																																		
<A=a ₁ , B=b ₂ >	1																																		
<A=a ₂ , B=b ₃ >	1																																		
a ₁	b ₁	1																																	
	b ₂	1																																	
a ₂	b ₃	1																																	
0	<A=a ₁ , B=b ₁ >																																		
1	<A=a ₁ , B=b ₂ >																																		
2	<A=a ₂ , B=b ₃ >																																		
0	a ₁	0	b ₁																																
1	a ₁	1	b ₂																																
2	a ₂	2	b ₃																																

Fig. 11. Different data layouts for relations.

hash-table data-structures. Next we see how arrays can be used to implement row and columnar layout for query engines and dense tensors for linear algebra processing.

5.4.1 Row Layout. In cases where input relations do not have duplicates, there is no need to keep the boolean multiplicity information in the corresponding dictionaries. Instead, relations can be stored as dictionaries where the key is an index, and the value is the corresponding row. This means that the relation $R(a_1, \dots, a_n)$ can be represented as a dictionary of type $\{ \text{id}_x\text{-type} \rightarrow \{a_1: A_1, \dots, a_n: A_n\} \}$. We later show in Section 9 how to handle dictionaries with values that do not form semi-ring. The key (of type $\text{id}_x\text{-type}$) can be an arbitrary *candidate key*, as it can uniquely specify a row. By using `dense_int` type as the key of this dictionary, the keys are consecutive integer values starting from zero; thus, we encode relations using an array representation. This means that the previously mentioned relation becomes an array of type $[\langle a_1: A_1, \dots, a_n: A_n \rangle]$.

5.4.2 Columnar Layout. Column store [40] databases represent relations using vertical fragmentation. Instead of storing all fields of a record together as in row layout, columnar layout representation stores the values of each field in separate collections.

In SDQL, columnar layout is encoded as a record where each field stores the array of its values. This representation corresponds to the array of struct representation that is used in many high performance computing applications. Generally, the columnar layout representation of the relation $R(a_1, \dots, a_n)$ is encoded as a record of type $\langle a_1: [|A_1|], \dots, a_n: [|A_n|] \rangle$ in SDQL.

5.4.3 Dense Tensors. So far, the given representations for vectors and matrices used hash tables for representing them. This representation is appropriate for sparse structures, but it is suboptimal for dense ones. Similar to row layout and columnar layout for relations, by using `dense_int` as the index for tensors, SDQL can have a more efficient layout for dense vectors and matrices. In this way, a vector is encoded as an array of elements and a matrix as a nested array of elements.

6 SEMANTICS

In this section, we first prove some simple typing properties for SDQL. Then we give it an operational semantics. Finally, we prove the correctness of the transformation rules presented in Section 5.

6.1 Typing

Next, we present the following typing properties that are essential for the type safety of SDQL.

LEMMA 6.1 (WELL-DEFINED \otimes). *Let \mathbf{T} denote the set of all the types of SDQL. \otimes is a well-defined partial operation $\mathbf{T} \times \mathbf{T} \rightarrow \mathbf{T}$.*

PROPOSITION 6.2 (TYPE UNIQUENESS). *Every term defined using the typing rules of Figure 3 has a unique type.*

PROOF SKETCH. By induction on the structure of terms and case analysis on each typing rule. It is easy for most rules by induction hypothesis. For dictionaries there are two cases on whether the dictionary is empty or not, and the type annotation ensures the property for the empty dictionary. For `sum` and `let` which have a bound variable, we use the induction hypothesis on e_1 first. \square

<i>Evaluation contexts</i>	
$E ::=$	$\text{sum}(x \text{ in } E) \ e \mid E(e) \mid v(E)$
	$\mid \{ v \rightarrow v, \dots, E \rightarrow e, \dots \}$
	$\mid \{ v \rightarrow v, \dots, v \rightarrow E, \dots \}$
	$\mid \langle a_{-1} = v, \dots, a_i = E, \dots \rangle \mid E.a$
	$\mid \text{let } x = E \text{ in } e \mid \text{if}(E) \text{ then } e \text{ else } e$
	$\mid E * e \mid v * E \mid E + e \mid v + E$
	$\mid \text{promotes}_{S,S}(E) \mid []$
<i>Values</i>	
$v ::=$	$\{ v \rightarrow v, \dots \} \mid \langle a = v, \dots \rangle$
	$\mid n \mid r \mid \text{false} \mid \text{true} \mid \mathbf{0}_T$

$$\frac{}{\text{sum}(x \text{ in}\{k_{\theta} \rightarrow v_{\theta}, \dots\})e_2 \rightarrow e_2[\langle \text{key}=k_{\theta}, \text{val}=v_{\theta} \rangle/x] + \text{sum}(x \leftarrow \{k_{\theta} \rightarrow v_1, \dots\})e_2}$$

$$\frac{e_2 : T}{\text{sum}(x \text{ in}\{\})e_2 \rightarrow \mathbf{0}_T} \quad \frac{}{\text{let } x=v \text{ in } e_2 \rightarrow e_2[v/x]} \quad \frac{}{\langle a_{\theta}=e_{\theta}, \dots \rangle.a_i \rightarrow e_i}$$

$$\frac{}{\{k_{\theta} \rightarrow v_{\theta_0}, \dots\} + \{k_{\theta} \rightarrow v_1_{\theta_0}, \dots\} \rightarrow \{k_{\theta} \rightarrow v_{\theta_0} + v_1_{\theta_0}, \dots\}}$$

$$\frac{}{\langle a_{\theta}=v_{\theta_0}, \dots \rangle + \langle a_{\theta}=v_1_{\theta_0}, \dots \rangle \rightarrow \langle a_{\theta}=v_{\theta_0} + v_1_{\theta_0}, \dots \rangle}$$

$$\frac{v_1 : T_3}{\{ \}_{T_1, T_2} * v_1 \rightarrow \{ \}_{T_1, T_2 \otimes T_3}} \quad \frac{}{\{k_{\theta} \rightarrow v_{\theta}, \dots\} * v_1 \rightarrow \{k_{\theta} \rightarrow (v_{\theta} * v_1), \dots\}}$$

$$\frac{}{\langle a_{\theta}=v_{\theta}, \dots \rangle * v_1 \rightarrow \langle a_{\theta}=(v_{\theta} * v_1), \dots \rangle}$$

$$\frac{v_1 : S}{v_1 * \{ \}_{T_1, T_2} \rightarrow \{ \}_{T_1, T_2}} \quad \frac{v_1 : S}{v_1 * \{k_{\theta} \rightarrow v_{\theta}, \dots\} \rightarrow \{k_{\theta} \rightarrow (v_1 * v_{\theta}), \dots\}}$$

$$\frac{v_1 : S}{v_1 * \langle a_{\theta}=v_{\theta}, \dots \rangle \rightarrow \langle a_{\theta}=(v_1 * v_{\theta}), \dots \rangle}$$

$$\frac{\exists j. k_j = k_1}{\{k_{\theta} \rightarrow v_{\theta}, \dots\}(k_1) \rightarrow v_j} \quad \frac{\nexists j. k_j = k_1 \quad \forall i. v_i : T}{\{k_{\theta} \rightarrow v_{\theta}, \dots\}(k_1) \rightarrow \mathbf{0}_T}$$

$$\frac{}{\text{if}(\text{true})\text{then } e_1 \text{ else } e_2 \rightarrow e_1} \quad \frac{}{\text{if}(\text{false})\text{then } e_1 \text{ else } e_2 \rightarrow e_2}$$

Fig. 12. Reduction rules for SDQL.

6.2 Operational Semantics

We now give a standard call-by-value small-step operational semantics to SDQL. The syntax for evaluation context and values as well as reduction rules are shown in Figure 12. All our types form a semi-ring with zero denoted by $\mathbf{0}_T$. $\mathbf{0}_T$ is a macro, defined by induction on T as follows. $\mathbf{0}_S$ is the constant 0 of the scalar type S . $\mathbf{0}_{\langle a:T, \dots \rangle} = \langle a:\mathbf{0}_T, \dots \rangle$. $\mathbf{0}_{T_1 \rightarrow T_2} = \{ \}_{T_1, T_2}$. For construction of records and dictionaries with multiple arguments, the evaluation order is from left to right. Next, we introduce the usual lemmas.

LEMMA 6.3 (DETERMINISTIC STRATEGY). *For every term $\Gamma \vdash e : T$, at most one reduction rule applies.*

PROOF SKETCH. Most cases are straightforward. The only challenging parts are dictionary addition and **sum** (that requires ranging over a dictionary). Technically, our dictionaries are unordered. This allows $+$ on semi-ring dictionaries to be commutative. A formal way to express that is to

define a congruence \equiv on terms such that for every permutation $\sigma : \{1, \dots, n\} \rightarrow \{1, \dots, n\}$, $\{k_1 \rightarrow v_1, \dots, k_n \rightarrow v_n\} \equiv \{k_{\sigma(1)} \rightarrow v_{\sigma(1)}, \dots, k_{\sigma(n)} \rightarrow v_{\sigma(n)}\}$. The complication is then that the evaluation semantics cannot be made deterministic for reduction involving dictionaries without assuming an order on the keys. This can be dealt with by noting that the evaluation has the confluence property. Then every term can be shown to be weakly terminating, and hence strongly terminating. This slightly complicates the exposition of the operational semantics so we will simply assume in this section that the keys are ordered. \square

LEMMA 6.4 (TYPE PRESERVATION). *If $\Gamma \vdash e : \tau$ and $e \rightarrow e'$ then $\Gamma \vdash e' : \tau$.*

PROOF SKETCH. By induction on the structure of e and case analysis on each reduction rule. \square

LEMMA 6.5 (FUNDAMENTAL LEMMA). *For every $x_1 : \tau_1, \dots, x_n : \tau_n \vdash e : \tau$ and every value $v_1 : \tau_1, \dots, v_n : \tau_n$, $e[v_i/x_i]$ reduces to a value.*

PROOF SKETCH. By induction on the structure of e , then case analysis on each typing rule. As usual, the quantification is for all n and not for fixed n . \square

THEOREM 6.6. *Every closed and well-typed term e reduces to a unique value.*

PROOF SKETCH. By choosing $\Gamma = \emptyset$ in Lemma 6.5. \square

6.3 Correctness of Optimizations

We prove correct the optimizations of Figure 9. As is usual, we denote by \rightarrow^* the transitive reflexive closure of \rightarrow . We say a rule $e \rightsquigarrow e'$ is sound (w.r.t. the evaluation semantics) if e and e' have the same operational semantics, i.e. $e \rightarrow^* v$ iff $e' \rightarrow^* v$.

PROPOSITION 6.7 (CORRECTNESS OF VERTICAL LOOP FUSION). *The vertical loop fusion rules of Figure 9 are sound.*

PROOF SKETCH. The correctness of the first rule can be proved by performing induction on the value of the dictionary $d = \{k_1 \rightarrow v_1, \dots, k_{n+1} \rightarrow v_{n+1}\}$ that is $e_1 \rightarrow^* d$. The correctness of base case (for $d = \{\}$) is obvious. For the induction step, one has to consider different cases based on whether $f_1(k_{n+1})$ is equivalent to $f_1(k_i)$ for $i \leq n$. If this is the case the proof is straightforward. If this is not the case, there will be two further cases. Assuming $f_1(k_{n+1}) \rightarrow^* k'_{p+1}$, either $f_2(k'_{p+1})$ is equivalent to $f_2(k'_j)$ for some $j \leq p$. For each of these cases, both LHS and RHS are evaluated to the same value.

The correctness of the second rule can be proved by computing the result of evaluation of both LHS and RHS for an arbitrary dictionary value for e_1 . \square

PROPOSITION 6.8 (CORRECTNESS OF HORIZONTAL LOOP FUSION). *The vertical loop fusion rules of Figure 9 are sound.*

PROOF SKETCH. By induction on the value of dictionary d which is the result of evaluating e_1 . \square

PROPOSITION 6.9 (CORRECTNESS OF LOOP FACTORIZATION). *The loop factorization rules of Figure 9 are sound.*

PROOF SKETCH. By induction on the values of the dictionary d which is the result of evaluating e_1 . For the inductive step, we use the distributive law of the semi-ring structure. \square

PROPOSITION 6.10 (CORRECTNESS OF LOOP-INVARIANT CODE MOTION). *The rewrite rule for loop-invariant code motion in Figure 9 is sound.*

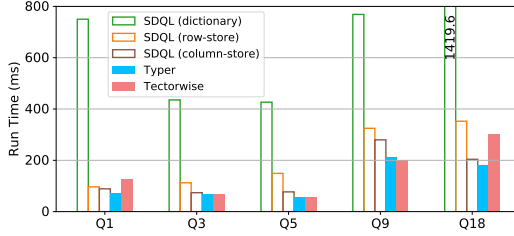


Fig. 13. Run time results for TPCCH queries comparing different data layouts in SDQL and state-of-the-art query processing engines.

PROOF SKETCH. e_1 reduces to a value $\{ k_1 \rightarrow v_1, \dots, k_n \rightarrow v_n \}$. The LHS reduces to $\sum_i (\text{let } y = e_2 \text{ in } 1) * f(x, y)[k_i, v_i/x]$, where $\sum_i g_i$ is a shorthand for $g_1 + \dots + g_n$. Assuming e_2 reduces to a value v , the first element of the summation reduces to $f(x, y)[k_1, v_1/x, v/y]$. This term then reduces to a value f_1 . Similarly, for each i , $f(x, y)[k_i, v_i/x, v/y]$ reduces to f_i . Hence, the LHS eventually reduces to $\sum_i f_i$. In the RHS, e_2 reduces first to the value v . Then the RHS reduces to $\text{sum}(x \text{ in } e_1) f(x, y)[v/y]$. We then conclude as before. e_1 reduces to a value $\{ k_1 \rightarrow v_1, \dots, k_n \rightarrow v_n \}$ and the RHS reduces to $\sum f_i$. In summary, what makes this optimization correct is that substituting x then y is the same as substituting y then x . \square

7 EXPERIMENTAL RESULTS

7.1 Experimental Setup

We run our experiments on a iMac equipped with an Intel Core i5 CPU running at 2.7GHz, 32GB of DDR3 RAM with OS X 10.13.6. We use CLang 1000.10.44.4 for compiling the generated C++ code using the O3 optimization flag. We use Scala 2.12.2, Spark 3.0.1, Python 3.7.4, NumPy 1.16.2, and SciPy 1.2.1 for our competitor systems.

In all of the experiments, we consider a single core usage of CPU, as the code generation of SDQL currently does not support parallel and vectorized platforms. Furthermore, we only measure the average run time execution without including the loading time.

7.2 Database Workloads

In this section, we investigate the performance of SDQL for online analytical processing (OLAP) workloads used in the databases. For this purpose, we use a representative subset of TPCCH queries, the main benchmark for such workloads in databases, involving joins and aggregations with a wide range of intermediate cardinalities [9, 46]. We compare the performance of generated optimized code for the dictionary layout, row layout, and columnar layout of SDQL with the open source implementation³ [46] of two state-of-the-art analytical query processing engines: 1) Typer for HyPer [64], and 2) Tectorwise for Vectorwise [105].

As Figure 13 shows, we observe that using row layout for input relations gives 4.2 \times speedup in comparison with the standard dictionary layout. Furthermore, using columnar layout representation gives a further 50% improvement over the row layout representation. This is thanks to the improved cache locality by not using unused columns. The columnar layout representation achieves competitive performance in average to Tectorwise, while having an average 20% overhead in comparison with Typer. This overhead can be overcome by using better memory management and string processing techniques used in Typer and Tectorwise.

³<https://github.com/TimoKersten/db-engine-paradigms>

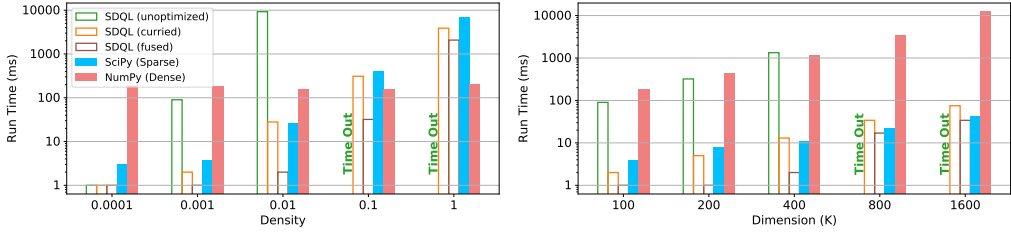


Fig. 14. Run time results for computing the covariance matrix comparing different optimizations in SDQL, NumPy, SciPy. The dimension for the input matrix of the left figure is 100000×100 , and the dimension of the input matrix of the right figure is $100000 \times K$ with density 0.001.

7.3 Linear Algebra Workloads

For linear algebra workloads, we consider the task of computing the covariance matrix $X^T X$ (cf. Section 4), where X is a synthetically generated input data matrix of varying dimensions and density. We consider the following different versions of the generated code from SDQL: 1) unoptimized, which is the uncurried representation of matrices, 2) curried, which uses the curried representation, and 3) fused, which additionally fuses the transpose and multiplication operators. As competitors, we use NumPy and SciPy, which use dense and sparse representations for matrices.

As Figure 14 shows, using curried representation can provide asymptotic improvements over the naïve representation, thanks to the improved matrix multiplication operator. Furthermore, performing fusion can provide $2\times$ speedup on average. The usage of dense representation (by NumPy) can provide better implementations as the matrix becomes more dense; however, for smaller densities, sparse representations (by SciPy and SDQL) can be up to two orders of magnitude faster. Finally, the most optimized version of the generated code by SDQL is in average $3\times$ faster than SciPy thanks to fusion and the efficient low-level code generated by SDQL.

7.4 Hybrid DB/LA Workload

As the final set of experiments, we consider a workload that performs linear algebra processing after performing nested relational computation on nested data. We use our motivating biomedical example as the workload and variant data from 1000 genomes dataset as input [90]. We consider the following four versions of the generated code from SDQL: 1) unoptimized code that uses uncurried representation for matrices, 2) curried version that uses curried representation for intermediate matrices, 3) a version that uses hash join for joining Genes and Variants, and 4) a version obtained by fusing intermediate dictionaries resulting from grouping and matrix transpose. As our competitor, we only consider Trance [85] for the query processing part that uses Spark MLLib [60] for the linear algebra processing. This is because relational query processing engines such as Typer, Tectorwise, and Pandas, as well as in-database machine learning frameworks such as IFAQ [84], LMFAO [75], and Morpheus [14, 55] do not support nested relations.

Figure 15 shows the experimental results for computing the covariance matrix of the join of Genes and Variants relations, by increasing the number of the elements of the former relation; this is synonymous to increasing the number of features in the covariant matrix by approximately 15, 30, 55, and 70. We observe that using curried representation gives asymptotic improvements, and allows SDQL to scale to larger inputs. Furthermore, using hash join, gives an additional $3\times$ speedup. This speedup can be larger for larger Genes relations. Performing fusion results in an additional 50% speedup thanks to the removal of intermediate dictionaries and less loop traversals. Finally, we observe around one order of magnitude performance improvement over Trance/MLLib thanks to the lack of need for unnesting, which is enabled by nested dictionaries provided by SDQL.

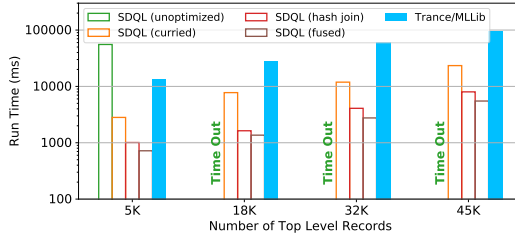


Fig. 15. Run time results for the biomedical query comparing different optimizations in SDQL and Trance [85]/MLLib [60].

8 RELATED WORK

Query Languages. There is a long history of query languages for nested collections in the literature. Nested relational model [74], monad calculus, and monoid comprehension [10–12, 28, 31, 35, 95, 101, 103] are examples of such query languages. Koch et. al [52], BQL [56], and Trance [85] use bags for nested relations. Representing flat relations as bags has been investigated before in AGCA [51], FAQ [3], and HoTTSQL [18]. SDQL extends all these lines of work by allowing nested dictionaries and representing relations as well as the intermediate group-by aggregates as dictionaries. Furthermore, although monadic and monoid structure was observed for collections, to the best of our knowledge SDQL is the first work that introduces semi-ring dictionaries $\{ K \rightarrow V \}$, when type K provides equality and V has semi-ring structure.

Query Compilation. Language-integrated queries [59] mainly aim to generate SQL code from nested functional queries [22, 102]. One of the main challenges for them is to resolve avalanche of queries during this translation, for which techniques such as query shredding has proved useful [16, 34]. Trance [85] has used query shredding for resolving load balancing in distributed query processing. SDQL takes an approach similar to the Kleisli system [103] and functional languages such as Haskell, in the sense that it directly translates nested collections to low-level code instead of SQL.

Just-in-time compilation of queries has been heavily investigated in the DB community [6, 24, 44, 51, 53, 63, 64, 66, 81, 82, 94, 98]. The programming language community also have investigated compilation of functional collection programs [49, 57, 77]. None of these efforts have focused on handling hybrid DB/LA workloads as opposed to SDQL.

Linear Algebra Languages. DSLs such as Lift [89], Halide [72], Diderot [17], and OptiML [91] can generate parallel code from their high-level programs, while DSLs such as Spiral [69] and LGen [88] exploit the memory hierarchy and make careful decisions on tiling and scheduling decisions. These DSLs exploit the memory hierarchy by relying on searching algorithms for making tiling and scheduling decisions.

SPL [104] is a language that expresses recursion and mathematical formulas. The LGen [87] and SLinGen [86] systems target small-scale computations involving fixed-size linear algebra expressions common in graphics and media processing applications. They use two-level DSLs, namely LL to perform tiling decisions and Σ -LL to enable loop level optimizations. The generated output is a C function that includes intrinsics to enable SIMD vector extensions. TACO [50] generates efficient low-level code for compound linear algebra operations on dense and sparse matrices. All these languages are limited to linear algebra workloads and do not support (nested) relational workloads.

Loop Fusion. Functional languages use deforestation [23, 32, 92, 100] to remove unnecessary intermediate collections. This optimization is implemented by rewrite rule facilities of GHC [42] in Haskell [32], and using multi-stage programming to implement them as a library has been proposed [43, 49, 77]. Functional array processing languages such as APL [41], SAC [33], Futhark [38],

and \tilde{F} [80] also need to support loop fusion. Such languages mainly use pull and push arrays [5, 8, 19, 48, 79, 93] to remove unnecessary intermediate arrays. None of these work support fusion for dictionaries and do not have efficient support for operators such as grouping and hash join.

DB/LA Frameworks. Hybrid database and linear algebra workloads, such as training machine learning models over databases are increasingly gaining attention. Traditionally, these workloads are processed in two isolated environments: 1) the training data set is constructed using a database system or libraries such as Python Pandas or SparkSQL [7], and then 2) the model is trained over the materialized dataset using frameworks such as scikit-learn [68], TensorFlow [1], PyTorch [67], R [71], MLlib [60], SystemML [30], or XGBoost [15]. There has been some efforts on avoiding the separation of the environments by defining ML tasks as user-defined functions inside the database system such as MADlib [37], Bismarck [29], and GLADE PF-OLA [70]; however, the training process is still executed after the training dataset is materialized.

Alternative approaches avoid the materialization of the training dataset. The current solutions are currently divided into three categories. First, systems such as Morpheus [14, 55] cast the in-database machine learning task as a linear algebra problem. For example, such tasks are expressed on top of linear algebra libraries of R [14] and NumPy [55]. The second category casts the in-database machine learning task as a multi-aggregate analytical query. Systems such as F [65, 76], AC/DC [47], and LMFAO [75]. The third category defines a new language that can express both workloads, such as Lara [54] and IFAQ [84]. Similarly, SDQL also falls into this category, and additionally supports nested data. Furthermore, to the best of our knowledge, SDQL is the only hybrid DB/LA framework for which type safety and the correctness of the optimizations are formally proved.

9 DISCUSSION

Further Applications. Throughout the paper, we only focused on three important scalar semi-rings, and the resulting record and dictionary semi-rings. FAQ [3] introduced several semi-ring structures with applications on graphical models, coding theory, and logic. Also, semi-rings were used for language recognition, reachability, and shortest path problems [26, 78, 83]. SDQL can support such applications by including additional semi-rings, similar to those presented in Table 1.

Ring Dictionaries. We have consistently talked about semi-ring structures, and how semi-ring dictionaries can be formed using value elements with such structures. There is another important structure, referred to as *ring*, which can be obtained by introducing an additive inverse element to a semi-ring structure. A ring structure, has the following additional axiom: $a + (-a) = 0$.

As it can be observed in Table 1, real and integer sum-products form ring structures. Similar to semi-ring dictionaries, one can obtain ring dictionaries by using values that form a ring. In this case, the additive inverse of a particular ring dictionary, is a ring dictionary with the same keys, but with inverse value elements.

Enumerated Types. In the type system of the language as well as the grammar we have only covered numeric and semi-ring dictionary types. However, the examples heavily used enumerated types such as `string`. Generally, there are two places where such types are used: i) keys and ii) values of dictionaries. For case i), we do not need the semi-ring structure. Checking the equivalence of two keys is the only operation, which is naturally supported for enumerated types such as `string`. For case ii), one needs to enhance the values of enumerated type, with a semi-ring structure. This can be achieved by wrapping them inside a singleton set, which clearly forms a semi-ring structure. In the implementation, one can remove this level of indirection by using `null` values for empty sets, and unboxing the underlying element for singleton sets.

REFERENCES

- [1] Martin Abadi, Paul Barham, Jianmin Chen, Zhifeng Chen, Andy Davis, Jeffrey Dean, Matthieu Devin, Sanjay Ghemawat, Geoffrey Irving, Michael Isard, et al. Tensorflow: A system for large-scale machine learning. In *Proceedings of the 12th USENIX Conference on Operating Systems Design and Implementation, OSDI'16*, pages 265–283, USA, 2016. USENIX Association.
- [2] Mahmoud Abo Khamis, Hung Q. Ngo, XuanLong Nguyen, Dan Olteanu, and Maximilian Schleich. In-database learning with sparse tensors. In *Proceedings of the 37th ACM SIGMOD-SIGACT-SIGAI Symposium on Principles of Database Systems, SIGMOD/PODS '18*, page 325–340, New York, NY, USA, 2018. Association for Computing Machinery.
- [3] Mahmoud Abo Khamis, Hung Q. Ngo, and Atri Rudra. FAQ: Questions Asked Frequently. In *Proceedings of the 35th ACM SIGMOD-SIGACT-SIGAI Symposium on Principles of Database Systems, PODS '16*, pages 13–28, New York, NY, USA, 2016. Association for Computing Machinery.
- [4] Srinivas M Aji and Robert J McEliece. The generalized distributive law. *IEEE transactions on Information Theory*, 46(2):325–343, 2000.
- [5] Johan Anker and Josef Svenningsson. An EDSL approach to high performance haskell programming. In *ACM Haskell Symposium*, pages 1–12, New York, NY, USA, 2013. ACM.
- [6] Michael Armbrust, Reynold S. Xin, Cheng Lian, Yin Huai, Davies Liu, Joseph K. Bradley, Xiangrui Meng, Tomer Kaftan, Michael J. Franklin, Ali Ghodsi, and Matei Zaharia. Spark SQL: Relational Data Processing in Spark. In *Proceedings of the 2015 ACM SIGMOD International Conference on Management of Data, SIGMOD '15*, pages 1383–1394, New York, NY, USA, 2015. ACM.
- [7] Michael Armbrust, Reynold S. Xin, Cheng Lian, Yin Huai, Davies Liu, Joseph K. Bradley, Xiangrui Meng, Tomer Kaftan, Michael J. Franklin, Ali Ghodsi, and Matei Zaharia. Spark sql: Relational data processing in spark. In *Proceedings of the 2015 ACM SIGMOD International Conference on Management of Data, SIGMOD '15*, pages 1383–1394, New York, NY, USA, 2015. ACM.
- [8] Emil Axelsson, Koen Claessen, Mary Sheeran, Josef Svenningsson, David Engdal, and Anders Persson. The Design and Implementation of Feldspar an Embedded Language for Digital Signal Processing. In *Proceedings of the 22Nd International Conference on Implementation and Application of Functional Languages, IFL'10*, pages 121–136, Berlin, Heidelberg, 2011. Springer-Verlag.
- [9] Peter Boncz, Thomas Neumann, and Orri Erling. *TPC-H Analyzed: Hidden Messages and Lessons Learned from an Influential Benchmark*, pages 61–76. Springer International Publishing, Cham, 2014.
- [10] Val Breazu-Tannen, Peter Buneman, and Limsoon Wong. *Naturally embedded query languages*. Springer, 1992.
- [11] Val Breazu-Tannen and Ramesh Subrahmanyam. *Logical and computational aspects of programming with sets/bags/lists*. Springer, 1991.
- [12] Peter Buneman, Shamim Naqvi, Val Tannen, and Limsoon Wong. Principles of programming with complex objects and collection types. *Theor. Comput. Sci.*, 149(1):3–48, September 1995.
- [13] Zachary R. Chalmers, Caitlin F. Connelly, David Fabrizio, Laurie Gay, Siraj M. Ali, Riley Ennis, Alexa Schrock, Brittany Campbell, Adam Shlien, Juliann Chmielecki, Franklin Huang, Yuting He, James Sun, Uri Tabori, Mark Kennedy, Daniel S. Lieber, Steven Roels, Jared White, Geoffrey A. Otto, Jeffrey S. Ross, Levi Garraway, Vincent A. Miller, Phillip J. Stephens, and Garrett M. Frampton. Analysis of 100,000 human cancer genomes reveals the landscape of tumor mutational burden. *Genome Medicine*, 9(1):34, 2017.
- [14] Lingjiao Chen, Arun Kumar, Jeffrey Naughton, and Jignesh M Patel. Towards linear algebra over normalized data. *Proceedings of the VLDB Endowment*, 10(11):1214–1225, 2017.
- [15] Tianqi Chen and Carlos Guestrin. Xgboost: A scalable tree boosting system. In *Proceedings of the 22nd ACM SIGKDD International Conference on Knowledge Discovery and Data Mining, KDD '16*, pages 785–794, New York, NY, USA, 2016. Association for Computing Machinery.
- [16] James Cheney, Sam Lindley, and Philip Wadler. Query shredding: efficient relational evaluation of queries over nested multisets. In *Proceedings of the 2014 ACM SIGMOD International Conference on Management of Data*, pages 1027–1038, 2014.
- [17] Charisee Chiw, Gordon Kindlmann, John Reppy, Lamont Samuels, and Nick Seltzer. Diderot: A Parallel DSL for Image Analysis and Visualization. In *Proceedings of the 33rd ACM SIGPLAN Conference on Programming Language Design and Implementation, PLDI'12*, pages 111–120. ACM, 2012.
- [18] Shumo Chu, Konstantin Weitz, Alvin Cheung, and Dan Suciu. Hottsql: Proving query rewrites with univalent sql semantics. *ACM SIGPLAN Notices*, 52(6):510–524, 2017.
- [19] Koen Claessen, Mary Sheeran, and Bo Joel Svensson. Expressive array constructs in an embedded gpu kernel programming language. In *Proceedings of the 7th Workshop on Declarative Aspects and Applications of Multicore Programming, DAMP '12*, pages 21–30, NY, USA, 2012. ACM.
- [20] E. F. Codd. A relational model of data for large shared data banks. *Commun. ACM*, 13(6):377–387, June 1970.

- [21] National Research Council (US) Committee. On the nature of biological data. In John C. Wooley and Herbert S. Lin, editors, *Catalyzing Inquiry at the Interface of Computing and Biology*, chapter 3. National Academies Press (US), 2005.
- [22] Ezra Cooper, Sam Lindley, Philip Wadler, and Jeremy Yallop. Links: Web programming without tiers. In *Proceedings of the 5th International Conference on Formal Methods for Components and Objects*, FMCO'06, pages 266–296, Berlin, Heidelberg, 2007. Springer-Verlag.
- [23] Duncan Coutts, Roman Leshchinskiy, and Don Stewart. Stream fusion. from lists to streams to nothing at all. In *ICFP '07*, 2007.
- [24] Andrew Crotty, Alex Galakatos, Kayhan Dursun, Tim Kraska, Ugur Çetintemel, and Stanley B Zdonik. Tupleware: "big" data, big analytics, small clusters. In *CIDR*, 2015.
- [25] Petr Daneczek et. al. The variant call format and VCFtools. *Bioinformatics*, 27(15):2156–2158, 2011.
- [26] Stephen Dolan. Fun with semirings: A functional pearl on the abuse of linear algebra. In *Proceedings of the 18th ACM SIGPLAN International Conference on Functional Programming*, ICFP '13, pages 101–110, New York, NY, USA, 2013. Association for Computing Machinery.
- [27] Laura Fancello, Sara Gandini, Pier Giuseppe Pelicci, and Luca Mazzarella. Tumor mutational burden quantification from targeted gene panels: major advancements and challenges. *Journal for ImmunoTherapy of Cancer*, 7(1):183, 2019. doi:10.1186/s40425-019-0647-4.
- [28] Leonidas Fegaras and David Maier. Optimizing object queries using an effective calculus. *ACM Trans. Database Syst.*, 25(4):457–516, December 2000.
- [29] Xixuan Feng, Arun Kumar, Benjamin Recht, and Christopher Ré. Towards a unified architecture for in-rdbms analytics. In *Proceedings of the 2012 ACM SIGMOD International Conference on Management of Data*, SIGMOD '12, pages 325–336, New York, NY, USA, 2012. ACM.
- [30] Amol Ghoting, Rajasekar Krishnamurthy, Edwin Pednault, Berthold Reinwald, Vikas Sindhwani, Shirish Tatikonda, Yuanyuan Tian, and Shivakumar Vaithyanathan. Systemml: Declarative machine learning on mapreduce. In *ICDE'11*, pages 231–242. IEEE, 2011.
- [31] Jeremy Gibbons, Fritz Henglein, Ralf Hinze, and Nicolas Wu. Relational algebra by way of adjunctions. *Proc. ACM Program. Lang.*, 2(ICFP), July 2018. doi:10.1145/3236781.
- [32] Andrew Gill, John Launchbury, and Simon L Peyton Jones. A short cut to deforestation. In *Proceedings of the conference on Functional programming languages and computer architecture*, FPCA, pages 223–232. ACM, 1993.
- [33] Clemens Grellck and Sven-Bodo Scholz. SAC—A functional array language for efficient multi-threaded execution. *Int. Journal of Parallel Programming*, 34(4):383–427, 2006.
- [34] Torsten Grust, Jan Rittinger, and Tom Schreiber. Avalanche-safe LINQ compilation. *PVLDB*, 3(1-2):162–172, September 2010.
- [35] Torsten Grust and MarcH. Scholl. How to comprehend queries functionally. *Journal of Intelligent Information Systems*, 12(2-3):191–218, 1999.
- [36] Hail, 2015. <https://github.com/hail-is/hail>.
- [37] Joseph M Hellerstein, Christopher Ré, Florian Schoppmann, Daisy Zhe Wang, Eugene Fratkin, Aleksander Gorajek, Kee Siong Ng, Caleb Welton, Xixuan Feng, Kun Li, et al. The madlib analytics library: or mad skills, the sql. *Proceedings of the VLDB Endowment*, 5(12):1700–1711, 2012.
- [38] Troels Henriksen, Niels GW Serup, Martin Elsmann, Fritz Henglein, and Cosmin E Oancea. Futhark: purely functional GPU-programming with nested parallelism and in-place array updates. In *Proceedings of the 38th ACM SIGPLAN Conference on Programming Language Design and Implementation*, pages 556–571. ACM, 2017.
- [39] Richard Hodson. Precision medicine. *Nature*, 537(7619):S49, 2016. doi:10.1038/537S49a.
- [40] S Idreos, F Grofflen, N Nes, S Manegold, S Mullender, and M Kersten. Monetdb: Two decades of research in column-oriented database. *IEEE Data Engineering Bulletin*, 2012.
- [41] Kenneth E Iverson. A Programming Language. In *Proceedings of the May 1-3, 1962, spring joint computer conference*, pages 345–351. ACM, 1962.
- [42] Simon Peyton Jones, Andrew Tolmach, and Tony Hoare. Playing by the rules: rewriting as a practical optimisation technique in ghc. In *Haskell workshop*, volume 1, pages 203–233, 2001.
- [43] Manohar Jonnalagedda and Sandro Stucki. Fold-based fusion as a library: A generative programming pearl. In *Proceedings of the 6th ACM SIGPLAN Symposium on Scala*, pages 41–50. ACM, 2015.
- [44] Manos Karpathiotakis, Ioannis Alagiannis, Thomas Heinis, Miguel Branco, and Anastasia Ailamaki. Just-in-time data virtualization: Lightweight data management with vida. In *CIDR*, 2015.
- [45] Gabriele Keller, Manuel MT Chakravarty, Roman Leshchinskiy, Simon Peyton Jones, and Ben Lippmeier. Regular, shape-polymorphic, parallel arrays in haskell. *ACM Sigplan Notices*, 45(9):261–272, 2010.
- [46] Timo Kersten, Viktor Leis, Alfons Kemper, Thomas Neumann, Andrew Pavlo, and Peter Boncz. Everything you always wanted to know about compiled and vectorized queries but were afraid to ask. *Proceedings of the VLDB Endowment*, 11(13):2209–2222, 2018.

- [47] Mahmoud Abo Khamis, Hung Q. Ngo, XuanLong Nguyen, Dan Olteanu, and Maximilian Schleich. Ac/dc: In-database learning thunderstruck. In *Proceedings of the Second Workshop on Data Management for End-To-End Machine Learning, DEEM'18*, pages 8:1–8:10, New York, NY, USA, 2018. ACM.
- [48] Oleg Kiselyov. Reconciling abstraction with high performance: A metaocaml approach. *Foundations and Trends in Programming Languages*, 5(1):1–101, 2018.
- [49] Oleg Kiselyov, Aggelos Biboudis, Nick Palladinos, and Yannis Smaragdakis. Stream fusion, to completeness. In *Proceedings of the 44th ACM SIGPLAN Symposium on Principles of Programming Languages, POPL 2017*, pages 285–299, New York, NY, USA, 2017. ACM.
- [50] Fredrik Kjolstad, Shoaib Kamil, Stephen Chou, David Lugato, and Saman Amarasinghe. The tensor algebra compiler. *Proc. ACM Program. Lang.*, 1(OOPSLA):77:1–77:29, October 2017.
- [51] Christoph Koch, Yanif Ahmad, Oliver Kennedy, Milos Nikolic, Andres Nötzli, Daniel Lupei, and Amir Shaikhha. DBToaster: higher-order delta processing for dynamic, frequently fresh views. *VLDBJ*, 23(2):253–278, 2014.
- [52] Christoph Koch, Daniel Lupei, and Val Tannen. Incremental view maintenance for collection programming. In *Proceedings of the 35th ACM SIGMOD-SIGACT-SIGAI Symposium on Principles of Database Systems, PODS '16*, page 75–90, New York, NY, USA, 2016. Association for Computing Machinery.
- [53] Konstantinos Krikellas, Stratis Viglas, and Marcelo Cintra. Generating code for holistic query evaluation. In *ICDE*, pages 613–624, 2010.
- [54] Andreas Kunft, Asterios Katsifodimos, Sebastian Schelter, Sebastian Breß, Tilmann Rabl, and Volker Markl. An intermediate representation for optimizing machine learning pipelines. *Proceedings of the VLDB Endowment*, 12(11):1553–1567, 2019.
- [55] Side Li, Lingjiao Chen, and Arun Kumar. Enabling and optimizing non-linear feature interactions in factorized linear algebra. In *Proceedings of the 2019 International Conference on Management of Data*, pages 1571–1588. ACM, 2019.
- [56] Leonid Libkin and Limsoon Wong. Query languages for bags and aggregate functions. *Journal of Computer and System sciences*, 55(2):241–272, 1997.
- [57] Geoffrey Mainland, Roman Leshchinskiy, and Simon Peyton Jones. Exploiting Vector Instructions with Generalized Stream Fusion. In *Proceedings of the 18th ACM SIGPLAN International Conference on Functional Programming, ICFP'13*, pages 37–48, New York, NY, USA, 2013. ACM.
- [58] Marco Masseroli, Pietro Pinoli, Francesco Venco, Abdulrahman Kaitoua, Vahid Jalili, Fernando Palluzzi, Heiko Muller, and Stefano Ceri. GenoMetric Query Language: A Novel Approach to Large-scale Genomic Data Management. *Bioinformatics*, 31(12):1881–1888, 2015.
- [59] Erik Meijer, Brian Beckman, and Gavin Bierman. LINQ: Reconciling Object, Relations and XML in the .NET Framework. In *Proceedings of the 2006 ACM SIGMOD International Conference on Management of Data, SIGMOD '06*, pages 706–706. ACM, 2006.
- [60] Xiangrui Meng, Joseph Bradley, Burak Yavuz, Evan Sparks, Shivaram Venkataraman, Davies Liu, Jeremy Freeman, DB Tsai, Manish Amde, Sean Owen, Doris Xin, Reynold Xin, Michael J. Franklin, Reza Zadeh, Matei Zaharia, and Ameet Talwalkar. Mllib: Machine learning in apache spark. *The Journal of Machine Learning Research*, 17(1):1235–1241, 2016.
- [61] Guido Moerkotte and Thomas Neumann. Accelerating queries with group-by and join by groupjoin. *Proceedings of the VLDB Endowment*, 4(11), 2011.
- [62] Mehryar Mohri. Semiring frameworks and algorithms for shortest-distance problems. *Journal of Automata, Languages and Combinatorics*, 7(3):321–350, 2002.
- [63] Fabian Nagel, Gavin Bierman, and Stratis D. Viglas. Code generation for efficient query processing in managed runtimes. *PVLDB*, 7(12):1095–1106, August 2014.
- [64] Thomas Neumann. Efficiently Compiling Efficient Query Plans for Modern Hardware. *PVLDB*, 4(9):539–550, 2011.
- [65] Dan Olteanu and Maximilian Schleich. Factorized databases. *SIGMOD Rec.*, 45(2):5–16, September 2016.
- [66] Shoumik Palkar, James J Thomas, Anil Shanbhag, Deepak Narayanan, Holger Pirk, Malte Schwarzkopf, Saman Amarasinghe, Matei Zaharia, and Stanford InfoLab. Weld: A common runtime for high performance data analytics. In *Conference on Innovative Data Systems Research (CIDR)*, 2017.
- [67] Adam Paszke, Sam Gross, Soumith Chintala, Gregory Chanan, Edward Yang, Zachary DeVito, Zeming Lin, Alban Desmaison, Luca Antiga, and Adam Lerer. Automatic Differentiation in PyTorch. In *NIPS 2017 Autodiff Workshop: The Future of Gradient-based Machine Learning Software and Techniques*, 2017.
- [68] Fabian Pedregosa, Gaël Varoquaux, Alexandre Gramfort, Vincent Michel, Bertrand Thirion, Olivier Grisel, Mathieu Blondel, Peter Prettenhofer, Ron Weiss, Vincent Dubourg, et al. Scikit-learn: Machine learning in python. *Journal of machine learning research*, 12(Oct):2825–2830, 2011.
- [69] Markus Puschel, José MF Moura, Jeremy R Johnson, David Padua, Manuela M Veloso, Bryan W Singer, Jianxin Xiong, Franz Franchetti, Aca Gacic, Yevgen Voronenko, et al. SPIRAL: code generation for DSP transforms. *Proceedings of the IEEE*, 93(2):232–275, 2005.

- [70] Chengjie Qin and Florin Rusu. Speculative approximations for terascale distributed gradient descent optimization. In *Proceedings of the Fourth Workshop on Data analytics in the Cloud*, page 1. ACM, 2015.
- [71] R Core Team. *R: A Language and Environment for Statistical Computing*. R Foundation for Stat. Comp., www.r-project.org, 2013.
- [72] Jonathan Ragan-Kelley, Connelly Barnes, Andrew Adams, Sylvain Paris, Frédo Durand, and Saman Amarasinghe. Halide: A language and compiler for optimizing parallelism, locality, and recomputation in image processing pipelines. In *Proceedings of the 34th ACM SIGPLAN Conference on Programming Language Design and Implementation, PLDI'13*, pages 519–530, New York, NY, USA, 2013. ACM.
- [73] Raghu Ramakrishnan and Johannes Gehrke. *Database Management Systems*. Osborne/McGraw-Hill, 2nd edition, 2000.
- [74] Mark A Roth, Herry F Korth, and Abraham Silberschatz. Extended algebra and calculus for nested relational databases. *ACM Transactions on Database Systems (TODS)*, 13(4):389–417, 1988.
- [75] Maximilian Schleich, Dan Olteanu, Mahmoud Abo Khamis, Hung Q. Ngo, and XuanLong Nguyen. A layered aggregate engine for analytics workloads. In *Proceedings of the 2019 International Conference on Management of Data, SIGMOD '19*, pages 1642–1659, New York, NY, USA, 2019. ACM.
- [76] Maximilian Schleich, Dan Olteanu, and Radu Ciucanu. Learning linear regression models over factorized joins. In *Proceedings of the 2016 International Conference on Management of Data, SIGMOD '16*, pages 3–18, New York, NY, USA, 2016. ACM.
- [77] Amir Shaikhha, Mohammad Dashti, and Christoph Koch. Push versus Pull-Based Loop Fusion in Query Engines. *Journal of Functional Programming*, 28:e10, 2018.
- [78] Amir Shaikhha, Mohammed Elseidy, Stephan Mihaila, Daniel Espino, and Christoph Koch. Synthesis of incremental linear algebra programs. *ACM Trans. Database Syst.*, 45(3), August 2020. doi:10.1145/3385398.
- [79] Amir Shaikhha, Andrew Fitzgibbon, Simon Peyton Jones, and Dimitrios Vytiniotis. Destination-passing Style for Efficient Memory Management. In *Proceedings of the 6th ACM SIGPLAN International Workshop on Functional High-Performance Computing, FHPC 2017*, pages 12–23, New York, NY, USA, 2017. ACM.
- [80] Amir Shaikhha, Andrew Fitzgibbon, Dimitrios Vytiniotis, and Simon Peyton Jones. Efficient differentiable programming in a functional array-processing language. *Proceedings of the ACM on Programming Languages*, 3(ICFP):97, 2019.
- [81] Amir Shaikhha, Yannis Klonatos, and Christoph Koch. Building efficient query engines in a high-level language. *ACM Transactions on Database Systems*, 43(1):4:1–4:45, April 2018.
- [82] Amir Shaikhha, Yannis Klonatos, Lionel Parreaux, Lewis Brown, Mohammad Dashti, and Christoph Koch. How to architect a query compiler. In *Proceedings of the 2016 International Conference on Management of Data, SIGMOD '16*, pages 1907–1922, New York, NY, USA, 2016. ACM.
- [83] Amir Shaikhha and Lionel Parreaux. Finally, a Polymorphic Linear Algebra Language. In *Proceedings of the 33rd European Conference on Object-Oriented Programming, ECOOP'19*, 2019.
- [84] Amir Shaikhha, Maximilian Schleich, Alexandru Ghita, and Dan Olteanu. Multi-layer optimizations for end-to-end data analytics. In *CGO*, page 145–157, 2020.
- [85] Jaclyn Smith, Michael Benedikt, Milos Nikolic, and Amir Shaikhha. Scalable querying of nested data. *Proceedings of the VLDB Endowment*, 14(3):445–457, 2020.
- [86] Daniele G. Spampinato, Diego Fabregat-Traver, Paolo Bientinesi, and Markus Püschel. Program generation for small-scale linear algebra applications. In *Proceedings of the 2018 International Symposium on Code Generation and Optimization, CGO 2018*, pages 327–339, New York, NY, USA, 2018. ACM.
- [87] Daniele G. Spampinato and Markus Püschel. A basic linear algebra compiler. In *Proceedings of Annual IEEE/ACM International Symposium on Code Generation and Optimization, CGO '14*, pages 23:23–23:32. ACM, 2014.
- [88] Daniele G. Spampinato and Markus Püschel. A basic linear algebra compiler for structured matrices. In *Proceedings of the 2016 International Symposium on Code Generation and Optimization*, pages 117–127. ACM, 2016.
- [89] Michel Steuwer, Christian Fensch, Sam Lindley, and Christophe Dubach. Generating Performance Portable Code Using Rewrite Rules: From High-level Functional Expressions to High-performance OpenCL Code. In *Proceedings of the 20th ACM SIGPLAN International Conference on Functional Programming, ICFP 2015*, pages 205–217, New York, NY, USA, 2015. ACM.
- [90] Peter H. Sudmant, Tobias Rausch, Eugene J. Gardner, Robert E. Handsaker, Alexej Abyzov, John Huddleston, Yan Zhang, Kai Ye, Goo Jun, Markus Hsi-Yang Fritz, et al. An integrated map of structural variation in 2,504 human genomes. *Nature*, 526(7571):75–81, 2015. doi:10.1038/nature15394.
- [91] Arvind Sujeth, HyoukJoong Lee, Kevin Brown, Tiark Rompf, Hassan Chafi, Michael Wu, Anand Atreya, Martin Odersky, and Kunle Olukotun. OptiML: An Implicitly Parallel Domain-Specific Language for Machine Learning. In *Proceedings of the 28th International Conference on Machine Learning (ICML-11)*, ICML '11, pages 609–616, 2011.

- [92] Josef Svenningsson. Shortcut fusion for accumulating parameters & zip-like functions. In *Proceedings of the Seventh ACM SIGPLAN International Conference on Functional Programming*, ICFP '02, pages 124–132. ACM, 2002.
- [93] Bo Joel Svensson and Josef Svenningsson. Defunctionalizing push arrays. In *Proceedings of the 3rd ACM SIGPLAN Workshop on Functional High-performance Computing*, FHPC '14, pages 43–52, NY, USA, 2014. ACM.
- [94] Ruby Y Tahboub, Grégory M Essertel, and Tiark Rompf. How to architect a query compiler, revisited. In *Proceedings of the 2018 International Conference on Management of Data*, pages 307–322, 2018.
- [95] Phil Trinder. Comprehensions, a Query Notation for DBPLs. In *Proc. of the 3rd DBPL workshop*, DBPL3, pages 55–68, San Francisco, CA, USA, 1992. Morgan Kaufmann Publishers Inc.
- [96] Nicolas Vasilache, Oleksandr Zinenko, Theodoros Theodoridis, Priya Goyal, Zachary DeVito, William S Moses, Sven Verdoolaege, Andrew Adams, and Albert Cohen. Tensor comprehensions: Framework-agnostic high-performance machine learning abstractions. *arXiv preprint arXiv:1802.04730*, 2018.
- [97] Todd L. Veldhuizen. Leapfrog Triejoin: A Simple, Worst-Case Optimal Join Algorithm. In *Proc. 17th International Conference on Database Theory (ICDT), Athens, Greece, March 24-28, 2014.*, pages 96–106, 2014.
- [98] Stratis Viglas, Gavin M. Bierman, and Fabian Nagel. Processing Declarative Queries Through Generating Imperative Code in Managed Runtimes. *IEEE Data Eng. Bull.*, 37(1):12–21, 2014.
- [99] Kate Voss, Jeff Gentry, and Geraldine Van Der Auwera. Full-stack genomics pipelining with GATK4+ WDL+ Cromwell [version 1; not peer reviewed]. *F1000Research*, page 4, 2017. doi:10.7490/f1000research.1114631.1.
- [100] Philip Wadler. Deforestation: Transforming programs to eliminate trees. In *ESOP'88*, pages 344–358. Springer, 1988.
- [101] Philip Wadler. Comprehending monads. In *Proceedings of the 1990 ACM Conference on LISP and Functional Programming*, LFP '90, pages 61–78, New York, NY, USA, 1990. ACM.
- [102] Limsoon Wong. Normal forms and conservative extension properties for query languages over collection types. *Journal of Computer and System Sciences*, 52(3):495–505, 1996.
- [103] Limsoon Wong. Kleisli, a functional query system. *Journal of Functional Programming*, 10(1):19–56, 2000.
- [104] Jianxin Xiong, Jeremy Johnson, Robert Johnson, and David Padua. SPL: A Language and Compiler for DSP Algorithms. In *Proceedings of the ACM SIGPLAN 2001 Conference on Programming Language Design and Implementation*, PLDI'01, pages 298–308, New York, NY, USA, 2001. ACM.
- [105] Marcin Zukowski, Peter A Boncz, Niels Nes, and Sándor Héman. MonetDB/X100 - A DBMS In The CPU Cache. *IEEE Data Eng. Bull.*, 28(2):17–22, 2005.