

The efficacy of tournament designs

Balázs R. Sziklai^a

Péter Biró^b

László Csató^c

13th December 2021

Abstract

Tournaments are a widely used mechanism to rank alternatives in a noisy environment. We investigate a fundamental issue of economics in tournament design: what is the best usage of limited resources, that is, how should the alternatives be compared pairwise to best approximate their true but latent ranking. We consider various formats including knockout tournaments, multi-stage championships consisting of round-robin groups followed by single elimination, and the Swiss-system. They are evaluated via Monte-Carlo simulations under six different assumptions on winning probabilities. Comparing the same pairs of alternatives multiple times turns out to be an inefficacious policy. The Swiss-system is found to be the most accurate among all these designs, especially in its ability to rank all participants. A possible explanation is that it does not eliminate an alternative after a single loss, while it takes the history of the comparisons into account. Hence, this particular format may deserve more attention from the decision-makers such as the governing bodies of major sports.

Keywords: Competitive balance; OR in sports; ranking; simulation; tournament design

MSC class: 62F07, 68U20

JEL classification number: C44, C63, Z20

^a Email: sziklai.balazs@krtk.hu

Centre for Economic and Regional Studies, Budapest, Hungary

Corvinus University of Budapest (BCE), Department of Operations Research and Actuarial Sciences, Budapest, Hungary

^b Email: biro.peter@krtk.hu

Centre for Economic and Regional Studies, Budapest, Hungary

Corvinus University of Budapest (BCE), Department of Operations Research and Actuarial Sciences, Budapest, Hungary

^c Corresponding author. Email: laszlo.csato@sztaki.hu

Institute for Computer Science and Control (SZTAKI), Eötvös Loránd Research Network (ELKH), Laboratory on Engineering and Management Intelligence, Research Group of Operations Research and Decision Systems, Budapest, Hungary

Corvinus University of Budapest (BCE), Department of Operations Research and Actuarial Sciences, Budapest, Hungary

1 Introduction

We study the following *ranking problem*. There is a set of alternatives (“players”), characterised by a single attribute (“strength”). The decision-maker does not know the true strengths but can observe the outcome of paired comparisons (“matches”) between any two players. The results of these clashes are noisy in the sense that a stronger player does not always defeat a weaker one, however, the winning probability monotonically increases as a function of the difference in ability. The aim is to rank *all* players according to their strengths as well as possible.

The schedule of paired comparisons is called *tournament format*. The economics, management science, and sports literature mostly discuss the situation when the players choose the intensity of their effort, and the principal’s objective is to provide incentives for achieving its goal(s) (Lazear and Rosen, 1981; Rosen, 1986; Taylor, 1995; Prendergast, 1999; Szymanski, 2003; Orrison et al., 2004; Brown and Minor, 2014; Bimpikis et al., 2019). On the contrary, here we consider the level of effort to be fixed: it is assumed that all players always choose to perform at their best. This can be a realistic hypothesis in many high-stake environments like crowdsourcing contests (Hou and Zhang, 2021), elections (Klumpp and Polborn, 2006), innovation races (Harris and Vickers, 1987; Yücesan, 2013; Ales et al., 2017), musical competitions (Ginsburgh and Van Ours, 2003), or sports tournaments (Palacios-Huerta and Volij, 2009).

There are two basic tournament formats. In the binary, knockout, or single-elimination (henceforth knockout) tournament, the loser of any match is immediately eliminated and cannot be the winner. The selection efficiency of this design has been extensively discussed in economics and statistics, especially concerning the effects of its seeding procedure (Hartigan, 1968; Israel, 1981; Hwang, 1982; Horen and Riezman, 1985; Knuth and Lossers, 1987; Chen and Hwang, 1988; Edwards, 1998; Schwenk, 2000; Glickman, 2008; Vu and Shoham, 2011; Groh et al., 2012; Prince et al., 2013; Kräkel, 2014; Hennessy and Glickman, 2016; Karpov, 2016; Adler et al., 2017; Dagaev and Suzdaltsev, 2018; Karpov, 2018; Arlegi and Dimitrov, 2020; Kulhanek and Ponomarenko, 2020; Arlegi, 2021). The second prominent format is the round-robin, in which all players face all the others and the players are ranked according to their number of wins (Harary and Moser, 1966; Rubinstein, 1980).

The exact probability p_{ij} of player i finishing in place j can be derived for a small number of players (David, 1959; Glenn, 1960; Searls, 1963). However, this approach becomes impossible for tournaments with a large number of matches and complicated branch structure. For instance, there are $2^{n(n-1)/2}$ possible outcomes in a round-robin tournament with n players.

Therefore, we estimate the probabilities by a Monte Carlo simulation, which is a standard methodology in the literature. Appleton (1995) aims to determine the chance that the best player wins a particular competition, including random and seeded knockout, round-robin, draw and process, and Swiss-system. McGarry and Schutz (1997) reveal the ranking efficacy of some traditional tournament structures for eight players under a variety of initial conditions. Mendonça and Raghavachari (2000) compare multiple round-robin tournament ranking methods with respect to their ability to replicate the true rank order of players’ strengths. Marchand (2002) computes the chances of a top-seeded player winning a standard and a random knockout tournament, and gives evidence that the outcome of the two “antagonistic” versions may not vary as much as expected. According to Ryvkin and Ortmann (2008), the predictive power—the probability of selecting the best player as the winner—of knockout and round-robin tournaments exhibits non-monotonicity as a

function of the number of players for fat-tailed distributions of abilities. [Ryvkin \(2010\)](#) explores two alternative measures of selection efficiency of these mechanisms, the expected ability of the winner and the expected rank of the winner.

Further papers approach the problem from the perspective of sports. [Scarf et al. \(2009\)](#) provide a comprehensive overview of tournament formats used in practice and present an extensive list of metrics, as well as a simulation framework. [Scarf and Yusof \(2011\)](#) continue this analysis by examining the effect of seeding policy on outcome uncertainty. [Goossens et al. \(2012\)](#) compare four league formats that have been considered by the Belgian Football Association. [Annis and Wu \(2006\)](#) assess the relative merits of playoff scenarios for NCAA I-A football, which differ in the number, selection, and seeding of playoff teams. [Lasek and Gagolewski \(2018\)](#) investigate the efficacy of league formats used in the majority of European top-tier association football competitions. [Csató \(2019\)](#) analyses four hybrid designs, consisting of knockout and round-robin stages, used in the recent IHF World Men’s Handball Championships.

Generally, the simulations reinforce the statistical principle that a larger sample (more matches played) leads to better estimates ([Lasek and Gagolewski, 2018](#); [Csató, 2019](#)). However, none of these works have addressed explicitly a fundamental issue of economics: what is the best usage of limited resources, i.e. which format should be followed if the aim is to approximate the true ranking with a given number of costly matches. Furthermore, except for [Appleton \(1995\)](#), the studies have not examined the Swiss-system.

It is important to note here that the choice of tournament format is driven by a variety of factors such as fairness ([Wright, 2014](#); [Kendall and Lenten, 2017](#)), incentive compatibility ([Preston and Szymanski, 2003](#); [Pauly, 2014](#); [Vong, 2017](#); [Dagaev and Sonin, 2018](#); [Csató, 2020, 2021](#)), or maximising attendance ([Krumer, 2020](#)). Nonetheless, the accuracy in ranking the competitors is clearly among the most important aspects of tournament design.

Our major contribution is in showing that the Swiss-system is basically more efficacious than any other tournament format containing the same number of matches, especially with respect to its ability to reproduce the *full* ranking of the players. On the other hand, increasing the number of matches between the same players seems to be wasteful: it is better to integrate two separate knockout contests in an ingenious way than to organise more matches in the same schedule.

2 Methodology

We test the efficacy of various tournament designs via Monte Carlo simulations.

2.1 Tournament formats

[Appleton \(1995\)](#) and [McGarry and Schutz \(1997\)](#) have studied tournaments with 8 or 16 players. This paper, similarly to [Scarf et al. \(2009\)](#), analyses a tournament with 32 competitors. The enlargement allows to consider a broader range of structures, e.g. multi-stage tournament with eight groups. Since the number of competitors in several contests is larger than 16, this modification strengthens the applicability of our results, too.

Deriving a full ranking of the players raises two difficulties. First, certain formats, such as the knockout tournament, do not give a complete order, at least in their traditional configuration. Second, all ties should be resolved. The first issue is handled by organising extra matches between the players who are already eliminated, thus each competitor plays

the same number of matches in each tournament format. For tie-breaking, the same structure is used recursively except for the Swiss-system, where the traditional Buchholz tie-breaking rule—which reflects the strength of opponents—is applied. These additional clashes are only used for tiebreaking and do not count into the number of matches in our evaluation.

The following designs are implemented.

Round-robin: Each player plays one match with all other players. Ties are resolved by recursion, namely, if some players are tied, they play a mini round-robin tournament until a full ranking can be obtained.

Double round-robin: Same as the round-robin but two matches are played for all pairs of players.

Knockout: In each round, players are paired to play a match. The loser is eliminated, while the winner proceeds to the next round. The process is repeated until a sole winner remains, which requires n rounds for 2^n players. In our simulation, the eliminated players also enter into a knockout tournament. That is, all players eliminated in the first round continue the competition and will be ranked between the 17th and 32nd places. Analogously, players eliminated in the second round compete further for the places from the 9th to the 16th, and so on. Consequently, each player plays five matches.

Triple knockout: A knockout system where elimination/progression is decided on the basis of three matches instead of only one.

Draw and process: It is a double elimination tournament. The players play two parallel knockout championships, seeded such that any players who clash in the first or second rounds of the first tournament (draw) cannot meet in the second tournament (proceed) until the final or semi-final, respectively. The final ranking is obtained by comparing the outcome of the two parts as follows.

Suppose that the first k positions of the final ranking have already been determined by looking at the first m positions of the knockout results, thus the player(s) ranked at the $(m + 1)$ th place in the knockout tournaments are considered. If the same player occupies these positions, it will be the $(k + 1)$ st in the final ranking. If two different players occupy these positions, there are three different cases. If both of them have already obtained a rank in the final ranking, the investigation continues with the player(s) ranked $(m + 2)$ th. If exactly one of them has already obtained a rank in the final ranking, the other one will be the $(k + 1)$ th. Otherwise, if none of them have already obtained a rank, they play a tiebreaker match. The winner will occupy the $(k + 1)$ th position and the loser will be the $(k + 2)$ th in the final ranking.

This format is applied e.g. in croquet ([Croquet Association, 2021](#), Chapter F1d: Two-Life Events).

Multi-stage tournament with 8 groups: The players are divided into eight groups of four players each, where they play a round-robin tournament. The top two from each group advance to a knockout tournament to allocate the first 16 places in the upper bracket, while the bottom two from each group play a knockout tournament in the lower bracket.

Multi-stage tournament with 4 groups: Analogous to the previous format, but now there are four groups composed of eight players each. Again, the upper and the bottom half of the players form two knockout tournaments.

Double group: Similarly to the multi-stage tournament with four groups, the players are divided into four groups of eight players each, where they play a round-robin tournament. After that, the first half (top four players in each group) forms four four-player round-

robin groups. Finally, the best players of the second group stage compete in a knockout tournament to rank the top eight, and the worst players of the second group stage play for the 9–16 positions. For the bottom half of the players from the first group stage, this process is mirrored to determine the ranks 17–32.

Swiss-system: It is a non-eliminating tournament format with a fixed number of rounds. The matching algorithm pairs players with (approximately) the same score in every round but two players cannot meet more than once (Biró et al., 2017). In our simulation, the pairing is based on an integer program that aims to match the players with the highest score first. The winner is the player having the most wins at the end. Ties are resolved after the final round by the Buchholz scores, which sums the scores of all opponents. In contrast to the previous designs, the Swiss-system depends on one parameter, the number of rounds.

This mechanism is commonly used in bridge, chess (FIDE, 2020, Chapter C04: FIDE Swiss Rules), croquet (Croquet Association, 2021, Chapter F3: Swiss Events), Go, and esports (Blizzard Entertainment, 2020).

A random seeding is used for each format, hence, for example, the players are paired randomly in the first round of the Swiss-system tournament.

2.2 Match prediction and simulation

Efficacy can be defined as the capability of a tournament to reproduce the ranking of the players according to their strength. In the real-world, this ranking is naturally hidden, although there are good proxy measures (e.g. Elo scores) based on past performance. Here we assume that the power ranking is known and the matches are decided accordingly.

The ranking is represented by a symmetric probability matrix: for each pair of players A and B , the fixed winning probability $p_{AB} = 1 - p_{BA}$ determines the likelihood that player A wins against player B . The ranking is transitive, furthermore, if $p_{AB} > 0.5$ and $p_{BC} > 0.5$, then $p_{AB} \geq \max\{p_{AB}; p_{BC}\}$.

Appleton (1995) uses normally distributed ratings, McGarry and Schutz (1997) consider fixed, linearly structured values, whereas Scarf et al. (2009) estimate winning probabilities from historical data of the UEFA Champions League. We combine these approaches by examining three theoretical and three real-world scenarios, thus all simulations are carried out with six different sets of winning probabilities.

In the first theoretical scenario, even the weakest player has a reasonable chance to win against the strongest player ($\text{skill} = 1$). In the third, only top players can compete with the best ($\text{skill} = 10$). The middle models a transition between these two extremities ($\text{skill} = 5$). In each case, a random real number `roll` is drawn uniformly between 0 and 1 to decide the outcome of a match. Let `rank(A)` and `rank(B)` represent the positions of the two players in the real power ranking, respectively. The result of the match between players A and B is determined by the following formula:

$$\text{roll} > \text{skill} \times [\text{rank}(A) - \text{rank}(B)] / 100 + 0.5.$$

If the condition holds, that is, the value of `roll` is higher than the constant on the right hand side, player A wins, otherwise player B wins. For instance, if A is the strongest player and B is the second one under $\text{skill} = 10$, then the former wins with a probability of 60%. On the other hand, the winning probability of player A is reduced to 51% if $\text{skill} = 1$.

We also consider real data from three competitions in different sports such that Elo scores are used as an indicator of performance:

- Chess: the players of the [World Chess Cup 2017](#);
- Soccer: the clubs participating in the [2017/18 UEFA Champions League](#);
- Tennis: the contestants of the [2017 Monte-Carlo Rolex Masters – Singles](#) tournament.

Elo data are obtained from https://en.wikipedia.org/wiki/Chess_World_Cup_2017 for chess, <http://clubelo.com/> for soccer (retrieved on 12th September 2017), and <http://tennisabstract.com/> for tennis (retrieved 9th April 2017), respectively. This is a convenient approach for our model since the Elo rating system is explicitly designed to reflect the winning probabilities of the players against each other.

2.3 Tournament metrics

Efficacy is quantified by looking at the differences between the real and observed rankings. Two types of indicators are used for this purpose, the average rank of the top players and the (weighted) number of inversions. The former has been applied by [Scarf et al. \(2009\)](#). It compares the top k players in the observed ranking to the k strongest players by dividing the sum of the ranks of the players finishing in the top k position with the theoretical minimum of $1 + 2 + \dots + k = k(k + 1)/2$.

However, if $k = 3$, this metric does not differentiate between the rankings $3 \succ 2 \succ 1$ (when the third best player wins the tournament) and $1 \succ 2 \succ 3$ (when the strongest player wins the tournament). Consequently, the number of inversions is also computed: the number of times when a weaker player is ranked above a stronger one. In the previous example, the number of inversions is equal to 3 for the ranking $3 \succ 2 \succ 1$, but it is 0 for the ranking $1 \succ 2 \succ 3$.

Furthermore, people tend to care more about the winners and the top places of the rankings attract more attention, hence differences from the real power ranking are more noticeable here ([Can, 2014](#)). Therefore, we also propose a novel weighted inversion metric that sums the reciprocals of the logarithms of discordant positions. For instance, if the third player wins the tournament, this increases the measure by $1/\log(2) + 1/\log(3)$, which is considerably greater than the inversion generated by the player ranked 9th coming in as the 7th, namely, $1/\log(8) + 1/\log(9)$.

These measures characterise the efficacy of tournament formats sufficiently well. A lower value of them is always preferred to a higher one.

Since the result of one tournament is stochastic, a Monte Carlo simulation is carried out. We mainly focus on the averages of the metrics, which converge to a characteristic expected efficacy of the format due to the central limit theorem.

3 Results

According to Table 1, the number of matches substantially differs for the tournament designs considered. However, the strength of the players can be estimated only by playing matches, thus the efficacy of any ranking mechanism depends highly on the number of matches played. This is shown in Figures 1–3 by three measures, the weighted number of inversions, as well as the average rank of the winner and the first eight players. For the Swiss-system, the number of rounds is varied between 5 and 14 to contain at least as many matches as the knockout tournament.

Table 1: The number of matches in the tournament formats with 32 players

Tournament format	Number of matches
Round-robin	496
Double round-robin	992
Knockout	80
Triple knockout	240
Draw and process	160
Multi-stage with 8 groups	112
Multi-stage with 4 groups	176
Double group	208
Swiss-system	$16 \times$ number of rounds

The analysis is centred around two issues: (1) What is the best way to increase the number of matches? (2) How should the competition be designed for a given number of matches?

Concerning the first question, we compare the knockout and round-robin structures, together with the draw and process that consists of essentially two knockout contests. As expected, the two round-robin formats outperform the others. The gain from playing two round-robin championships instead of one is higher when the competition is less balanced: the number of inversions is reduced by approximately 15% for our chess data, 25% for soccer and tennis, as well as for `skill` = 1, but 40% if `skill` = 10.

Using a triple knockout system rather than a simple one is clearly uneconomical, the maximal gain in the number of inversions is less than 8% under all probability models. Integrating two knockout competitions according to the draw and process system is robustly more efficacious than playing three matches for elimination. Interestingly, the relative advantage of draw and process over knockout does not change for its ability to select the winner, which is somewhat counter-intuitive since the latter mechanism is explicitly designed for this purpose.

To conclude, increasing the number of matches in the same design is not a parsimonious way to improve efficacy. It would be better to devise a more sophisticated pairing algorithm.

In order to answer the second question, all formats except for the round-robins can be compared to a Swiss-system tournament with the same number of matches, see Table 1. The corresponding Swiss-system is robustly preferred to any group-based tournament (multi-stage with 4 or 8 groups, double group). In the case of real data, the advantage of the Swiss-system is found to be higher if the competition is less balanced, that is, in tennis. The gain from the Swiss-system compared to a more simple design is the lowest in chess, which can be surprising because the Swiss-system is applied in this particular sport, showing the strength of traditions. The tournament measures of the Swiss-system converge to the corresponding measures of round-robin since the latter is equivalent to a Swiss-system where the number of rounds is the number of players minus one.

Note that the metrics of the Swiss-system are non-monotonic as a function of all matches played if `skill` = 10. Analogously, the ability of the round-robin tournament to select the winner is unexpectedly weak in the view of how the Swiss-system and double round-robin perform under `skill` = 5 and `skill` = 10. Finally, the draw and process design is competitive against the Swiss-system if the aim is to determine a sole winner, especially for `skill` = 10 when the winning probability of the stronger player often equals

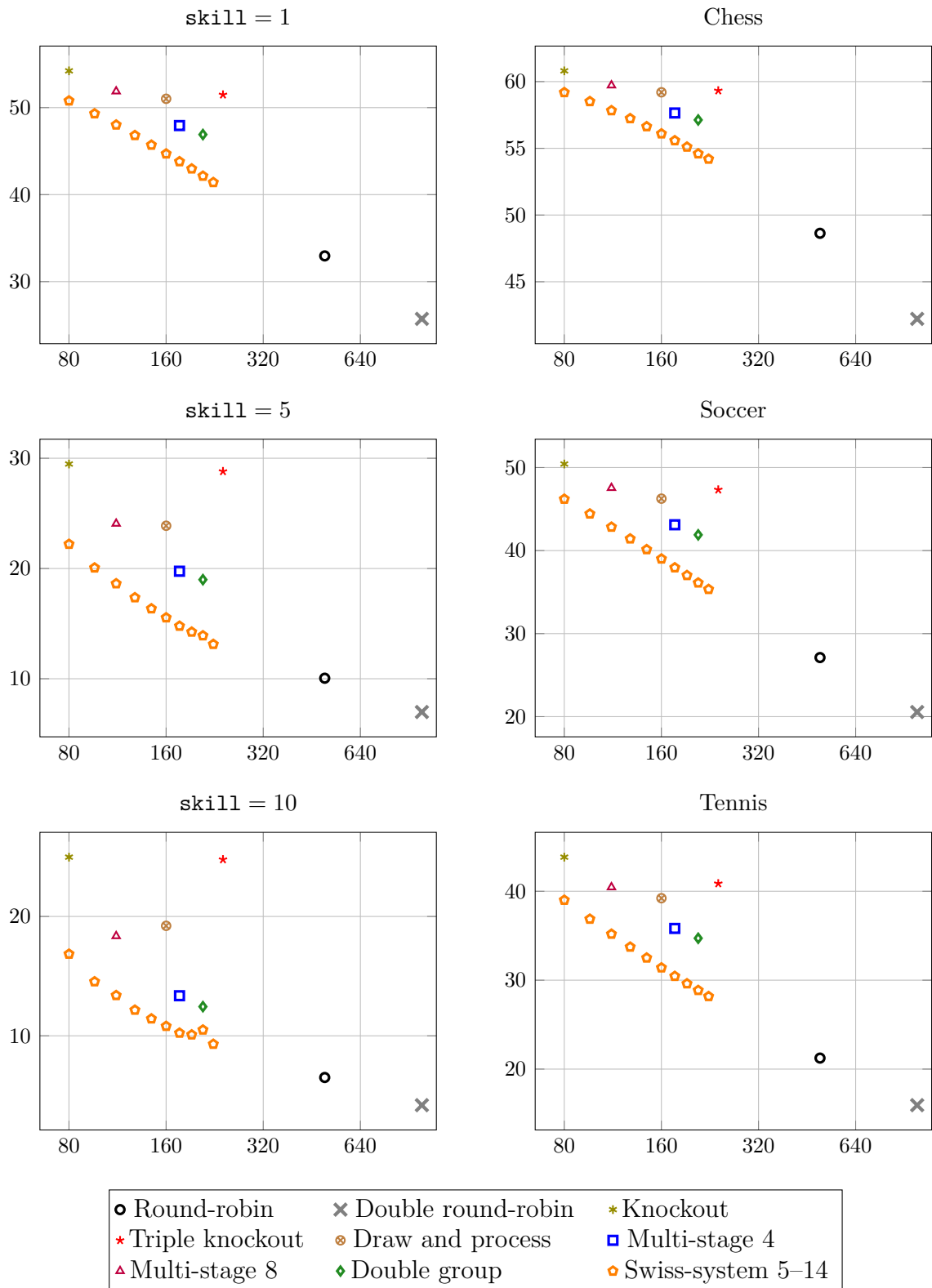


Figure 1: The connection between the weighted number of inversions and the number of matches (logarithmic scale on the horizontal axis)

one (under this assumption, the best player always wins against the players ranked 6–32). The same observation holds for the knockout format. A possible explanation is that the best player can suffer an unexpected loss, thus playing more matches is favourable for

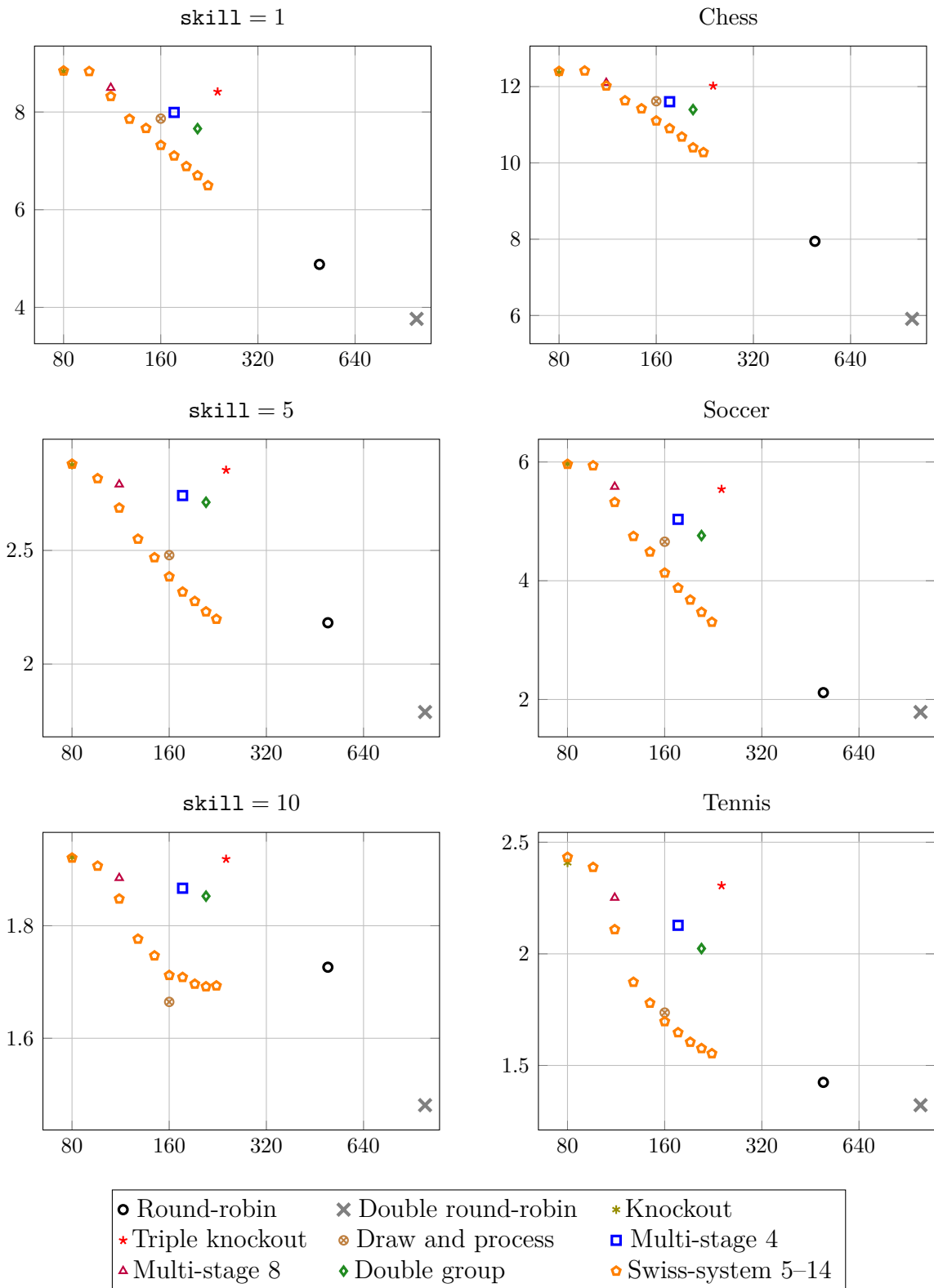


Figure 2: The connection between the average rank of Top 1 and the number of matches (logarithmic scale on the horizontal axis)

reproducing the full ranking but not necessarily for selecting the winner.

These results are based only on averages. Figure 4 presents the discrete distribution of the number of inversions for the knockout format and the Swiss-system with five rounds

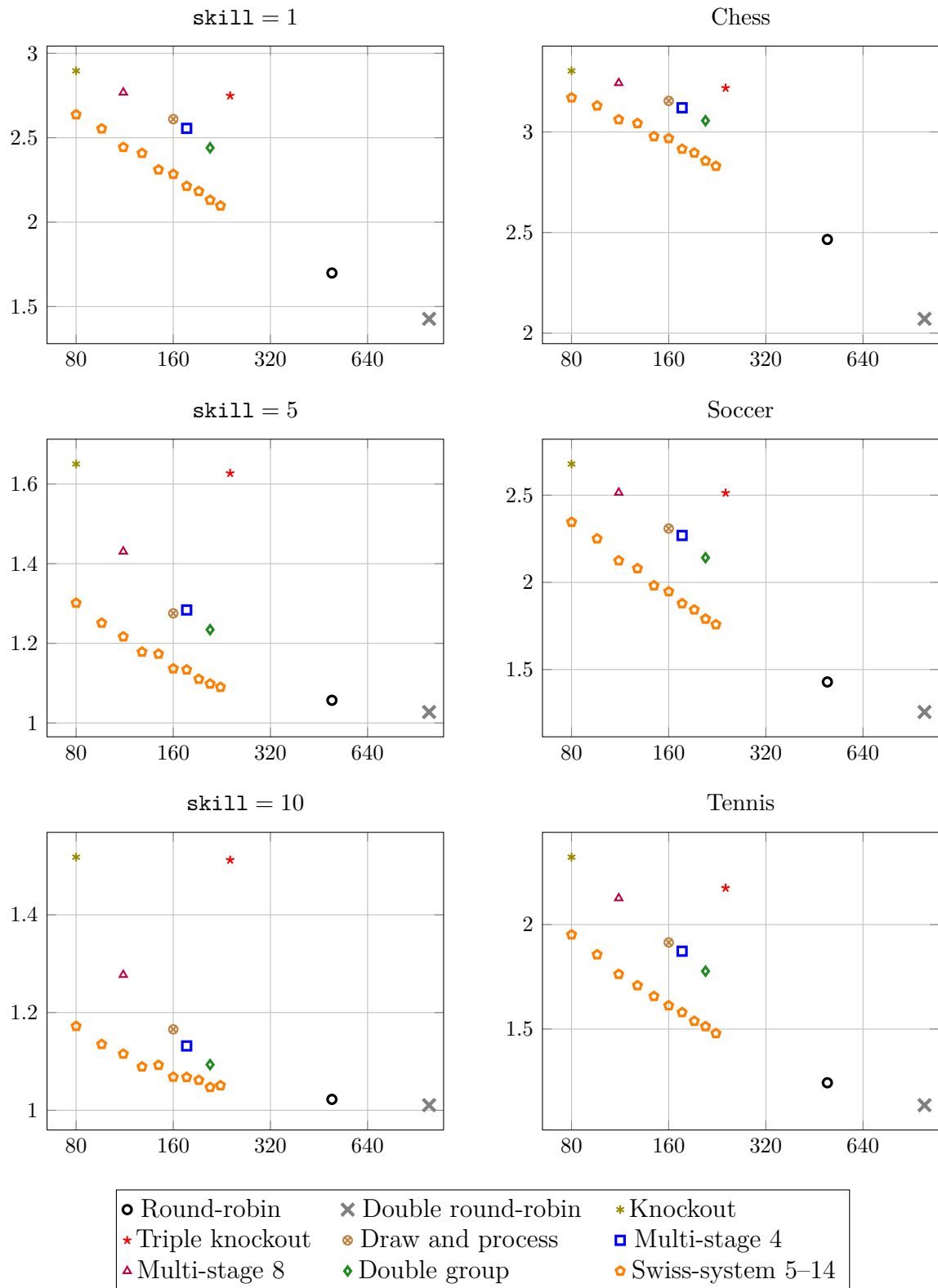


Figure 3: The connection between the average rank of Top 8 and the number of matches (logarithmic scale on the horizontal axis)

in the model $\text{skill} = 5$, based on 100 thousand simulation runs. Since the distribution can be well approximated by the normal distribution, the averages reliably describe the efficacy of the tournaments.

Number of inversions, $\text{skill} = 5$

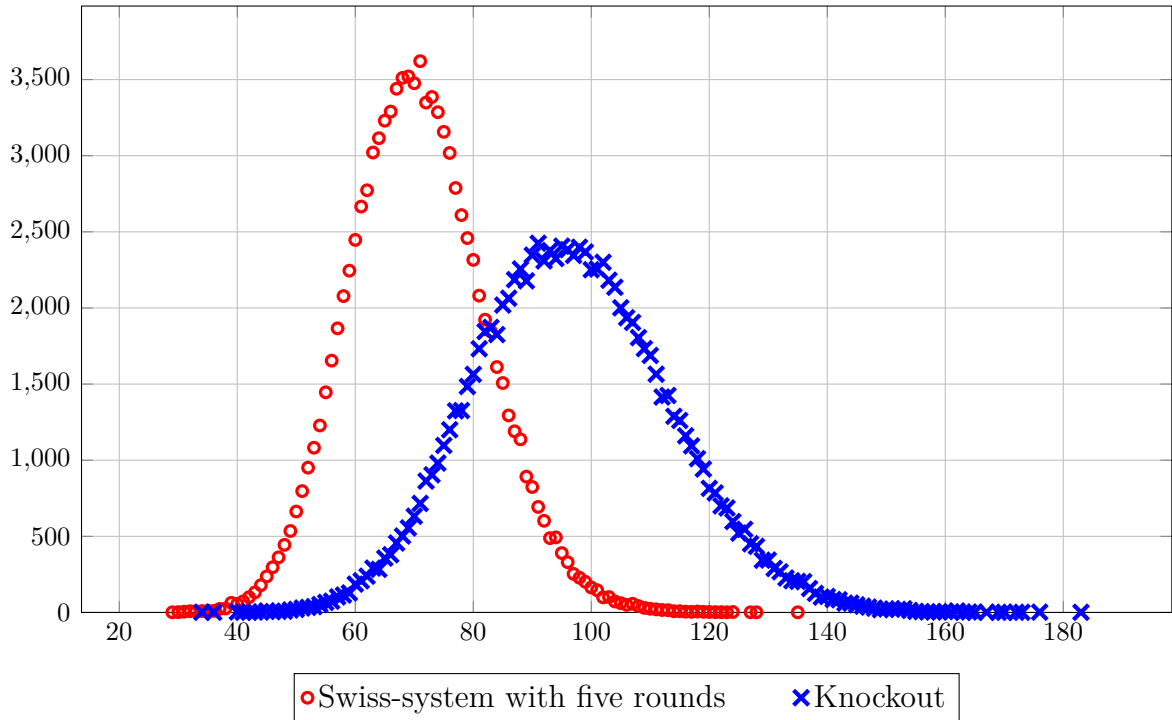


Figure 4: The distribution of a tournament metric for two formats

Table 2: The probability that the Swiss-system with five rounds leads to a ranking having a smaller number of inversions than the knockout

Model	Probability
skill=1	0.6350
skill=5	0.9044
skill=10	0.9379
chess	0.5598
soccer	0.6676
tennis	0.7095

Table 2 reports the derived estimations that the Swiss-system with five rounds outperforms the knockout design with respect to rank reversals. The advantage of the Swiss-system increases as the skill differences become more pronounced, which reinforces the message of Figures 1–3.

The main lessons can be summarised as follows: (1) the Swiss-system is more efficacious than any other tournament formats containing the same number of matches, with the possible exception of the average rank of the winner (Top 1) when its performance is similar to the knockout and draw and process designs; (2) in the ability to reproduce the true ranking, the superiority of the Swiss-system increases with the number of matches taken into consideration; (3) draw and process, composed from two knockout modules, outperforms multi-stage tournaments for selecting the best player but not in the (weighted) number of inversions; (4) triple knockout shows a poor performance compared to the high number of matches played. All our findings are robust with respect to the derivation of the winning probabilities and the tournament metric chosen.

4 Conclusions

The Swiss-system has been shown to be an efficacious and reasonable alternative to traditional tournament formats. Its advantage is probably explained by taking directly the outcomes of previous matches into consideration. This feature is similar to the knockout format but the negative effects of an unexpected loss are mitigated.

Consequently, the Swiss-system is worth adopting in further sports. This does not seem to be a hopeless endeavour: a similar format has emerged as the front runner to replace the current design of the most prestigious club competition in European soccer, the UEFA Champions League (Guyon, 2021). Its application is especially recommended if the lower positions of the ranking should also be firm because of financial or other reasons. Our result is reinforced by the arguments of Appleton (1995, p. 538) in favour of the Swiss-system.

There remain several promising research directions. First, only a random seeding has been tested for each format, but an appropriate seeding can improve the efficacy of some designs. Intuition suggests that it might have the largest effect in the knockout tournament, even though the outcome of the standard and the random versions does not differ as much as one might expect (Marchand, 2002). Second, each player plays the same number of matches in all our ranking mechanisms. Perhaps a similar accuracy can be achieved by removing certain clashes, especially if it is sufficient to rank the top players only. Third, as the Swiss-system turns out to be a competitive tournament format, connected issues such as the optimal ranking (Csató, 2013, 2017) and the details of the pairing algorithm (Biró et al., 2017) may require further investigation.

Acknowledgements

The research was supported by the MTA Premium Postdoctoral Research Program grant PPD2019-9/2019, by the Higher Education Institutional Excellence Program 2020 of the Ministry of Innovation and Technology in the framework of the ‘Financial and Public Services’ research project (TKP2020-IKA-02) at Corvinus University of Budapest and by the Hungarian National Research, Development and Innovation Office, grant number K128573.

References

- Adler, I., Cao, Y., Karp, R., Peköz, E. A., and Ross, S. M. (2017). Random knockout tournaments. *Operations Research*, 65(6):1589–1596.
- Ales, L., Cho, S.-H., and Körpeoğlu, E. (2017). Optimal award scheme in innovation tournaments. *Operations Research*, 65(3):693–702.
- Annis, D. H. and Wu, S. S. (2006). A comparison of potential playoff systems for NCAA IA football. *The American Statistician*, 60(2):151–157.
- Appleton, D. R. (1995). May the best man win? *Journal of the Royal Statistical Society: Series D (The Statistician)*, 44(4):529–538.
- Arlegi, R. (2021). How can an elimination tournament favor a weaker player? *International Transactions in Operational Research*, in press. DOI: [10.1111/itor.12955](https://doi.org/10.1111/itor.12955).

- Arlegi, R. and Dimitrov, D. (2020). Fair elimination-type competitions. *European Journal of Operational Research*, 287(2):528–535.
- Bimpikis, K., Ehsani, S., and Mostagir, M. (2019). Designing dynamic contests. *Operations Research*, 67(2):339–356.
- Biró, P., Fleiner, T., and Palincza, R. P. (2017). Designing chess pairing mechanisms. In Frank, A., Recski, A., and Wiener, G., editors, *Proceedings of the 10th Japanese-Hungarian Symposium on Discrete Mathematics and Its Applications*, pages 77–86.
- Blizzard Entertainment (2020). *Hearthstone Tournament Player Handbook v2.5*. 15 October. https://assets.blz-contentstack.com/v3/assets/bltc965041283bac56c/blt7180e70eed2edb7c/5f88cab321bd3d0cf67e06d6/Hearthstone_Tournament_Player_Handbook_v2.5.pdf.
- Brown, J. and Minor, D. B. (2014). Selecting the best? Spillover and shadows in elimination tournaments. *Management Science*, 60(12):3087–3102.
- Can, B. (2014). Weighted distances between preferences. *Journal of Mathematical Economics*, 51:109–115.
- Chen, R. and Hwang, F. K. (1988). Stronger players win more balanced knockout tournaments. *Graphs and Combinatorics*, 4(1):95–99.
- Croquet Association (2021). *Regulations for Tournaments 2021*. <https://www.croquet.org.uk/?p=tournament/regulations>.
- Csató, L. (2013). Ranking by pairwise comparisons for Swiss-system tournaments. *Central European Journal of Operations Research*, 21(4):783–803.
- Csató, L. (2017). On the ranking of a Swiss system chess team tournament. *Annals of Operations Research*, 254(1-2):17–36.
- Csató, L. (2019). A simulation comparison of tournament designs for the World Men’s Handball Championships. *International Transactions in Operational Research*, in press. DOI: [10.1111/itor.12691](https://doi.org/10.1111/itor.12691).
- Csató, L. (2020). The incentive (in)compatibility of group-based qualification systems. *International Journal of General Systems*, 49(4):374–399.
- Csató, L. (2021). *Tournament Design: How Operations Research Can Improve Sports Rules*. Palgrave Pivots in Sports Economics. Palgrave Macmillan, Cham, Switzerland.
- Dagaev, D. and Sonin, K. (2018). Winning by losing: Incentive incompatibility in multiple qualifiers. *Journal of Sports Economics*, 19(8):1122–1146.
- Dagaev, D. and Suzdaltsev, A. (2018). Competitive intensity and quality maximizing seedings in knock-out tournaments. *Journal of Combinatorial Optimization*, 35(1):170–188.
- David, H. A. (1959). Tournaments and paired comparisons. *Biometrika*, 46(1/2):139–149.
- Edwards, C. T. (1998). Non-parametric procedure for knockout tournaments. *Journal of Applied Statistics*, 25(3):375–385.

- FIDE (2020). *Handbook*. <https://handbook.fide.com/>.
- Ginsburgh, V. A. and Van Ours, J. C. (2003). Expert opinion and compensation: Evidence from a musical competition. *American Economic Review*, 93(1):289–296.
- Glenn, W. A. (1960). A comparison of the effectiveness of tournaments. *Biometrika*, 47(3/4):253–262.
- Glickman, M. E. (2008). Bayesian locally optimal design of knockout tournaments. *Journal of Statistical Planning and Inference*, 138(7):2117–2127.
- Goossens, D. R., Beliën, J., and Spieksma, F. C. R. (2012). Comparing league formats with respect to match importance in Belgian football. *Annals of Operations Research*, 194(1):223–240.
- Groh, C., Moldovanu, B., Sela, A., and Sunde, U. (2012). Optimal seedings in elimination tournaments. *Economic Theory*, 49(1):59–80.
- Guyon, J. (2021). Réforme de la Ligue des champions : avantages et inconvénients du << championnat incomplet >>. *Le Monde*. 13 February. https://www.lemonde.fr/sport/article/2021/02/13/reforme-de-la-ligue-des-champions-avantages-et-inconvenients-du-championnat-incomplet_6069847_3242.html.
- Harary, F. and Moser, L. (1966). The theory of round robin tournaments. *The American Mathematical Monthly*, 73(3):231–246.
- Harris, C. and Vickers, J. (1987). Racing with uncertainty. *The Review of Economic Studies*, 54(1):1–21.
- Hartigan, J. A. (1968). Inference from a knockout tournament. *The Annals of Mathematical Statistics*, 39(2):583–592.
- Hennessy, J. and Glickman, M. (2016). Bayesian optimal design of fixed knockout tournament brackets. *Journal of Quantitative Analysis in Sports*, 12(1):1–15.
- Horen, J. and Riezman, R. (1985). Comparing draws for single elimination tournaments. *Operations Research*, 33(2):249–262.
- Hou, T. and Zhang, W. (2021). Optimal two-stage elimination contests for crowdsourcing. *Transportation Research Part E: Logistics and Transportation Review*, 145:102156.
- Hwang, F. K. (1982). New concepts in seeding knockout tournaments. *The American Mathematical Monthly*, 89(4):235–239.
- Israel, R. B. (1981). Stronger players need not win more knockout tournaments. *Journal of the American Statistical Association*, 76(376):950–951.
- Karpov, A. (2016). A new knockout tournament seeding method and its axiomatic justification. *Operations Research Letters*, 44(6):706–711.
- Karpov, A. (2018). Generalized knockout tournament seedings. *International Journal of Computer Science in Sport*, 17(2):113–127.

- Kendall, G. and Lenten, L. J. A. (2017). When sports rules go awry. *European Journal of Operational Research*, 257(2):377–394.
- Klumpp, T. and Polborn, M. K. (2006). Primaries and the New Hampshire effect. *Journal of Public Economics*, 90(6-7):1073–1114.
- Knuth, D. E. and Lossers, O. P. (1987). A random knockout tournament. *SIAM Review*, 29(1):127–129.
- Kräkel, M. (2014). Optimal seedings in elimination tournaments revisited. *Economic Theory Bulletin*, 2(1):77–91.
- Krumer, A. (2020). Testing the effect of kick-off time in the UEFA Europa League. *European Sport Management Quarterly*, 20(2):225–238.
- Kulhanek, T. and Ponomarenko, V. (2020). Surprises in knockout tournaments. *Mathematics Magazine*, 93(3):193–199.
- Lasek, J. and Gagolewski, M. (2018). The efficacy of league formats in ranking teams. *Statistical Modelling*, 18(5-6):411–435.
- Lazear, E. P. and Rosen, S. (1981). Rank-order tournaments as optimum labor contracts. *Journal of Political Economy*, 89(5):841–864.
- Marchand, É. (2002). On the comparison between standard and random knockout tournaments. *Journal of the Royal Statistical Society: Series D (The Statistician)*, 51(2):169–178.
- McGarry, T. and Schutz, R. W. (1997). Efficacy of traditional sport tournament structures. *Journal of the Operational Research Society*, 48(1):65–74.
- Mendonça, D. and Raghavachari, M. (2000). Comparing the efficacy of ranking methods for multiple round-robin tournaments. *European Journal of Operational Research*, 123(3):593–605.
- Orrison, A., Schotter, A., and Weigelt, K. (2004). Multiperson tournaments: An experimental examination. *Management Science*, 50(2):268–279.
- Palacios-Huerta, I. and Volij, O. (2009). Field centipedes. *American Economic Review*, 99(4):1619–35.
- Pauly, M. (2014). Can strategizing in round-robin subtournaments be avoided? *Social Choice and Welfare*, 43(1):29–46.
- Prendergast, C. (1999). The provision of incentives in firms. *Journal of Economic Literature*, 37(1):7–63.
- Preston, I. and Szymanski, S. (2003). Cheating in contests. *Oxford Review of Economic Policy*, 19(4):612–624.
- Prince, M., Cole Smith, J., and Geunes, J. (2013). Designing fair 8- and 16-team knockout tournaments. *IMA Journal of Management Mathematics*, 24(3):321–336.

- Rosen, S. (1986). Prizes and incentives in elimination tournaments. *American Economic Review*, 76(4):701–715.
- Rubinstein, A. (1980). Ranking the participants in a tournament. *SIAM Journal on Applied Mathematics*, 38(1):108–111.
- Ryvkin, D. (2010). The selection efficiency of tournaments. *European Journal of Operational Research*, 206(3):667–675.
- Ryvkin, D. and Ortmann, A. (2008). The predictive power of three prominent tournament formats. *Management Science*, 54(3):492–504.
- Scarf, P., Yusof, M. M., and Bilbao, M. (2009). A numerical study of designs for sporting contests. *European Journal of Operational Research*, 198(1):190–198.
- Scarf, P. A. and Yusof, M. M. (2011). A numerical study of tournament structure and seeding policy for the soccer World Cup Finals. *Statistica Neerlandica*, 65(1):43–57.
- Schwenk, A. J. (2000). What is the correct way to seed a knockout tournament? *The American Mathematical Monthly*, 107(2):140–150.
- Searls, D. T. (1963). On the probability of winning with different tournament procedures. *Journal of the American Statistical Association*, 58(304):1064–1081.
- Szymanski, S. (2003). The economic design of sporting contests. *Journal of Economic Literature*, 41(4):1137–1187.
- Taylor, C. R. (1995). Digging for golden carrots: An analysis of research tournaments. *The American Economic Review*, 85(4):872–890.
- Vong, A. I. K. (2017). Strategic manipulation in tournament games. *Games and Economic Behavior*, 102:562–567.
- Vu, T. and Shoham, Y. (2011). Fair seeding in knockout tournaments. *ACM Transactions on Intelligent Systems and Technology (TIST)*, 3(1):9.
- Wright, M. (2014). OR analysis of sporting rules – A survey. *European Journal of Operational Research*, 232(1):1–8.
- Yücesan, E. (2013). An efficient ranking and selection approach to boost the effectiveness of innovation contests. *IIE Transactions*, 45(7):751–762.