

A Social Welfare Maximization Mechanism for Blockchain Storage

Yunshu Liu^{*}, Zhixuan Fang[†], Man Hon Cheung[‡], Wei Cai[§] and Jianwei Huang^{||}

Abstract—Miners in the blockchain system are suffering from the ever-increasing storage costs, which in general have not been properly compensated by the users’ transaction fees. In the long run, this may lead to less participation of miners in the system and jeopardize the blockchain security. In this work, we mitigate such a blockchain storage sustainability issue by proposing a social welfare maximization mechanism, which encourages each user to pay sufficient transaction fees for the storage costs and consider the waiting time costs imposing on others. We model the interactions between the protocol designer, users, and miners as a three-stage Stackelberg game. In Stage I, the protocol designer optimizes the consensus parameters associated with the transaction fee per byte values and waiting time costs to maximize the social welfare. In Stage II, the users decide the transaction generation rates to maximize their payoffs. In Stage III, the miners select the transactions and record them into the blockchain to maximize their payoffs. Through characterizing the Nash equilibrium of the three-stage game, we find that the protocol designer can not only achieve maximum social welfare in Stage II and III of the model, but also incentivize each user pays sufficient transaction fees for storage costs. We also find that for users who generate transactions at lower rates, they may pay higher waiting time price per transaction for the waiting time costs they impose on other users. Ethereum-based numerical results showed that our proposed mechanism dominates the existing protocol in both social welfare and fees, achieves a higher fairness index than the existing protocol, and performs well even under heterogeneous-storage-cost miners.

I. INTRODUCTION

With the booming of cryptocurrencies, its underlying blockchain protocol imposes the ever-increasing and significant storage costs on the solid-state storage drives [1] of the operation nodes (often referred to as *miners* [2]). Take the second-largest cryptocurrency, Ethereum, as an example, its data size grows by nearly 16 folds from 385 gigabytes in Feb. 2017 to 6.0 terabytes in Jan. 2020 [3]. Currently, it costs a miner \$2000 per month to store the entire blockchain [1].

A key concern for such ever-increasing and significant storage costs is that it may not be properly compensated

by the current blockchain incentive mechanisms in the near future. Note that miners’ storage costs are compensated by both the transaction fees and the block reward. Currently, the block reward accounts for the majority of miners’ revenues both in Bitcoin¹ and Ethereum,² which together with the transaction fees will be able to fully compensate storage costs. However, as the block reward is designed to gradually decrease in many blockchain systems (e.g. Bitcoin [4]) to give the cryptocurrency anti-inflationary properties, whether the transaction fees alone are sufficient to compensate the storage costs in the long run becomes a critical issue. As a matter of fact, Ethereum’s average transaction fees in the first half of 2020 is \$7.32 million per month [5], much smaller than the aggregated monthly storage costs of all Ethereum nodes storing the entire blockchain (more than 10,000 nodes [6] and \$2000 monthly storage costs per node).

With the huge storage costs and insufficient transaction fees, miners will have less incentive to stay in the system, which jeopardizes blockchain system security. For example, the number of miners storing the Ethereum blockchain has declined 66% since 2018 [7]. Such a problem may be catastrophic to the blockchain in the long-run: With fewer miners, the blockchain will be more vulnerable to a single point of failure [8], and the whole system will be less decentralized, becoming easier for the malicious miners to launch attacks [9]. To maintain a healthy decentralized ecosystem, it is critically important to mitigate the issue of insufficient transaction fees.

Despite the heated discussion on the above issue in the technical community,³ to the best of our knowledge, there has not been a *theoretical* mechanism design on this topic. This motivates us to take the first step in this paper to propose such a mechanism to mitigate the blockchain storage sustainability issue.

In this work, we focus on understanding the following two questions:

- First, how to incentivize users to pay sufficient transaction fees for the storage costs?
- Second, how to design an incentive mechanism to maximize social welfare?

To answer the above two questions, we first model the miners’ *transaction selection* (i.e., how miners select transactions in mining) and users’ *transaction generation* (i.e. how

^{*}Y. Liu is with the Department of Information Engineering, The Chinese University of Hong Kong, Hong Kong.

[†]Z. Fang is with Institute for Interdisciplinary Information Sciences, Tsinghua University, Beijing, China; and Shanghai Qi Zhi Institute, Shanghai, China.

[‡]M. H. Cheung is with the Department of Computer Science, City University of Hong Kong, Hong Kong.

[§]W. Cai is with the School of Science and Engineering, The Chinese University of Hong Kong, Shenzhen, China; and Shenzhen Institute of Artificial Intelligence and Robotics for Society (AIRS), Shenzhen, China.

^{||}J. Huang is with the School of Science and Engineering, The Chinese University of Hong Kong, Shenzhen, China; and Shenzhen Institute of Artificial Intelligence and Robotics for Society (AIRS), Shenzhen, China.

¹<https://bitinfocharts.com/bitcoin/>

²<https://bitinfocharts.com/ethereum/>

³<https://ethereum-magicians.org/search?q=state%20rent>

users generate transactions at different fee per byte values) in blockchain operation process. We then propose an incentive mechanism to maximize the social welfare and guarantee sufficient transaction fees. It is important for the mechanism design to take both the miners' transaction selection and users' transaction generation into consideration. For transaction selection, each miner will tradeoff between a transaction's fee and storage costs, determining which transaction can be recorded in blockchain. For transaction generation, each user will tradeoff between paying high transaction fee and bearing high transaction waiting time, affecting the fee payment. Without considering the miners' transaction selection and users' transaction generation, the decisions of miners and users may be suboptimal and the incentive mechanism may be ineffective.

The key results and contributions are summarized as follows:

- *Mechanism design on blockchain storage:* To the best of our knowledge, this is one of the first theoretical studies on the mechanism design mitigating blockchain storage sustainability issue. The mitigation of this issue ensures the long-term operation and system security of blockchain system, as the ever-increasing storage costs becomes a significant burden to miners and causes the loss of them.
- *Analyzing the interaction among the protocol designer, users, and miners:* The interaction of the protocol designer, users, and miners interaction is complex as it involves strategic decision on three parties, and users and miners all need to follow a set of rules designed by the protocol designer. The analysis of such interaction is analytical challenging as it involves three parties and each miner faces an integer programming coupled with other miners decisions.
- *Achieving maximum social welfare and sufficient fee:* We prove that the protocol designer's decisions fee per byte choices and the waiting time price vector can not only achieve maximum social welfare in Stage II and III of the model, but also incentivize each user who generates transactions pays sufficient transaction fees for storage costs. Surprisingly, we also find that for users who generate transactions at lower rates, they may pay higher waiting time price per transaction for the waiting time costs they impose on other users.
- *Ethereum-based numerical results:* In numerical analysis, we set the parameters based on Ethereum blockchain. Compared with the existing protocol, the result shows that our proposed mechanism achieves significantly social welfare improvement while guarantees users pay sufficient fees. Moreover, our proposed mechanism achieves a higher fairness index and outperforms the existing protocol even under heterogeneous-storage-cost miners.

The rest of the paper is organized as follows. Section II reviews the related literature, and Section III introduces the system model. We derive the closed-form Nash equilibrium in Section IV. We conclude this paper in Section VI.

II. LITERATURE REVIEW

There are extensive studies related to the mechanism design regarding blockchain storage, which can be mainly classified into two categories, namely the user fee determination in blockchain and mechanism design in the blockchain.

A. User Fee Determination in Blockchain

There is some literature [10]–[14] analyzing how users set transaction fees regarding the transaction waiting time. Huberman *et al.* in [10] found that shortening the transaction waiting time is the primary reason for users to pay transaction fees. Following this work, other literature analyzed how waiting time affects users' setting transaction fees. Easley *et al.* in [11] showed that as the average transaction waiting time increases, the ratio of users who pay fees also increases. Li *et al.* in [12] analyzed the case where users choose between paying a fixed-level fee or not paying the fee. They revealed the over-long waiting time will cause low-waiting-time-cost users do not pay transaction fees. Other studies in [13], [14] also considered the factors that impact the waiting time. Besides the block interval, these works proved that the block propagation time will also cause waiting time and this is the reason why users pay transaction fees. However, all these works mainly analyzed the homogeneous users case, and they did not consider the mechanism to mitigate the blockchain storage sustainability issue. In this paper, we will propose such a mechanism by encouraging heterogeneous users to pay sufficient fees for storage costs while maximizing the social welfare.

B. Mechanism Design in Blockchain

Mechanism design in the blockchain is concerned with designing an appropriate consensus rule that produces a desirable equilibrium based on the interaction among agents in blockchain (e.g. users and miners). The social welfare maximization is one of the most common objectives within this research area [15]–[18]. Jiao *et al.* in [15] proposed a social welfare maximization auction, where mobile miners bid for the online mining resource from a service provider. The social welfare maximization mechanism can also be used to offload the resource-consuming mining task of blockchain in a distributed manner [16], [17]. Chen *et al.* in [18] designed a blockchain-based social welfare maximization trading mechanism to encourage users to participate in data trading for the Internet of Vehicle applications. In this work, we also adopt social welfare maximization as the objective. Moreover, we propose a novel pricing rule based on users' transaction generation rates, which helps each user to consider the waiting time costs imposed on others. We show that such a pricing rule guarantees the maximum social welfare.

III. SYSTEM MODEL

In this section, we describe the system model of the blockchain. We first introduce the high-level operation process of the blockchain system and our key assumptions in Section III-A and III-B, respectively. Then we propose a three-stage Stackelberg game to characterize the blockchain system

in Section III-C. Finally, we introduce the model in Stage III, II, and I backwardly in Sections III-D, III-E, and III-F respectively.

A. Blockchain Operation

In this subsection, we briefly introduce the operation process of blockchain.

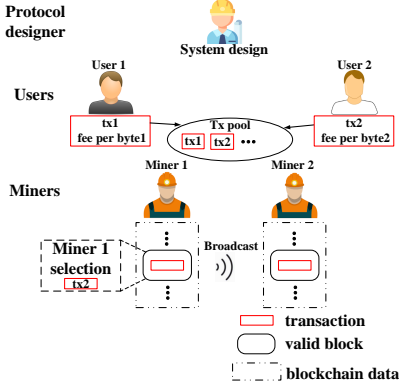


Fig. 1: Blockchain operation.

Fig. 1 illustrates the typical blockchain operation [19], which involves three key entities, namely the protocol designer, the users, and the miners interacting in three steps:

- 1) Mechanism design: The protocol designer determines the consensus protocol for the system. Take Ethereum as an example, Ethereum online community⁴ acts as the protocol designer of it. A lot of Ethereum Improvement Proposals (EIP) have been discussed within the community and some of them have been implemented (e.g. EIP-1234 planned to decrease block reward by 33% and was implemented in 2018).
- 2) Transaction generation: User 1 generates transaction 1 (tx1) with transaction fee per byte value (fee per byte1).⁵ The transaction fee of a transaction satisfies:

$$\text{transaction fee} = \text{transaction size} \times \text{fee per byte}.$$

The transaction fee serves as an incentive for miners to include the transaction (tx1) into a future valid *block*.⁶ The generated transaction enters the transaction pool (tx pool).

- 3) Mining: We describe the process of miners mining one block. First, each miner selects a set of a transaction from the transaction pool to include in the initial block (e.g. miner 1 selects tx2). Then, the blockchain protocol randomly assigns one miner's initial block as the valid block (e.g. through solving a cryptographic puzzle in proof-of-work (PoW) protocol), which is miner 1's block. Then miners broadcast the valid block through the peer-to-peer (P2P) network. All miners need to append the

⁴<https://www.reddit.com/r/ethereum/>

⁵Users directly set the fee per byte rather than the transaction fee in Bitcoin [20].

⁶A block is a container of transactions. In Bitcoin [4], it contains the cryptographic hash of the previous block, a time-stamp, and the data [8].

valid block to their local copy of the blockchain to reach consensus. Finally, the miner who produces the valid block (miner 1) can get transaction 2's fee and the block reward (newly issued token) as a bonus and miners repeat Step 3 to mine the next block.

Based on the operation process of blockchain, we introduce the key assumptions and mathematical model of blockchain in next subsections.

B. Key assumptions

To facilitate the later analysis, we make the following assumptions about blockchain operation:

Assumption 1. The protocol designer sets two fee per byte choices for users.

We assume the protocol designer offers users two fee per byte choices (e.g. fee per byte1 in Fig. 1 can only take either one of these two values ρ_1 and ρ_2). On the one hand, two fee per byte choices characterize users' tradeoff between transaction fees and waiting time. On the other hand, the design of fee per byte choices allows the protocol designer to motivate users to pay sufficient fees for storage costs. Here we consider a two-fee-per-byte-choice case for mathematical convenience, but our result can be generalized to any finite-fee-per-byte-choice case.

C. Three-stage Stackelberg Game

In blockchain operation, the protocol designer is the first one to make a decision, designing the consensus rules. Then users set transaction generation rates at different fee per byte levels following the consensus rules. After the users making decisions, miners can record transactions in the blockchain. Thus, we model the process as a three-stage Stackelberg game with the protocol designer, $N(\geq 2)$ users, and $M(\geq 2)$ miners as the decision-makers, illustrated in Fig. 2. As in other blockchain literature [11] [21], we analyze the process in a quasi-static state. That is to say, no users or miners join or leave the system, and they maintain the behavior at system equilibrium.

- In Stage I, the protocol designer decides the two fee per byte choices ρ_1 and ρ_2 and the waiting time price vector \mathbf{P} to maximize the social welfare (sum of users and miners payoffs). Each user pays the waiting time price vector to all the other users, which compensates the waiting costs he incurs. The protocol designer should consider all the participants of platform (users and miners), thus social welfare maximization is a reasonable objective and have been widely used [22] [23].
- In Stage II, each user n sets transaction generation rate λ_{n1} and λ_{n2} , which denote the generation rates of transactions with fee-per-byte values being ρ_1 and ρ_2 , respectively. A user can simultaneously generate transactions at different fee per byte values.⁷

⁷Such behavior is supported by Ethereum data. All top-3 transaction fee spenders generate transactions with significantly different gas prices (10 times) for different applications simultaneously [24].

- Stage III comprises infinite rounds of mining. Without loss of generality, we examine the round τ of mining ($\tau = 1, 2, \dots$). The newly generated transactions enter transaction pool \mathcal{Q}^τ , which is the set of all unrecorded transactions till round τ . Each miner m selects a set of unrecorded transaction \mathcal{X}_m^τ and includes it in his initial block. Then, a miner finds a valid block. We assume the zero block propagation delay such that miners reach consensus instantly.⁸ All the miners store the valid block to reach consensus and the model enters round $\tau + 1$ of mining.

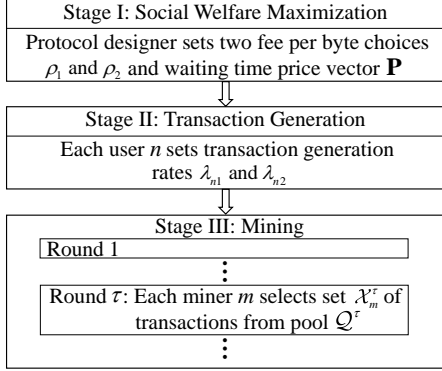


Fig. 2: Three-stage Stackelberg game.

To sum up, the differences between our social welfare maximization (SWM) mechanism and the existing blockchain protocol are as follows:

- 1) Fee per byte choices: The SWM mechanism offers two fee per byte choices for users, while the existing protocol accepts any non-negative value.
- 2) Waiting time prices: The SWM mechanism imposes the waiting time price on users, while there is no such price in the existing protocol.

These differences will lead to different users behaviors and the system performance.

1) *Example of Stage III:* Fig. 3 shows an example of Stage III, for the case of $N = M = 2$. We use \emptyset to represent no pending transactions to be recorded in blockchain, red rectangle to represent a valid block found by a miner, and arrow to represent that a valid block is appended to all miners' local storage of blockchain. Notice that we label the transactions from user n in the increasing order of generation time as $tx_{n,k}$ ($k = 1, 2, \dots$).

- Round 1: Users 1 and 2 generate transactions $tx_{1,1}$ and $tx_{2,1}$ respectively. Both miner 1 and 2 select $tx_{2,1}$ to be included in their own initial blocks. Miner 2 finds the valid block, thus $tx_{2,1}$ is recorded into the blockchain and $tx_{1,1}$ is left to the next round.
- Round 2: Users generate no transactions. Miner 1 selects no transaction and miner 2 selects $tx_{1,1}$. Miner 1 finds a valid block. Thus no transaction is recorded into the blockchain and $tx_{1,1}$ is left to the next round.

⁸This is a valid assumption because the average block propagation delay in Bitcoin is roughly 2% of block interval time [25]

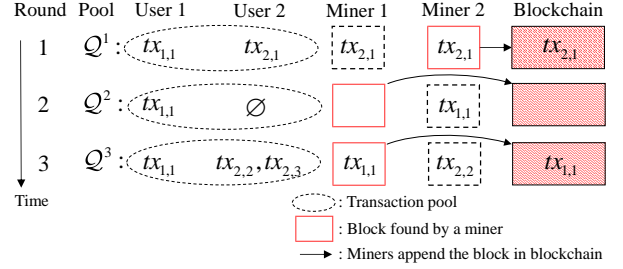


Fig. 3: An example of Stage III.

- Round 3: User 2 generates two transactions $tx_{2,2}$ and $tx_{2,3}$. Miner 1 and 2 select $tx_{1,1}$ and $tx_{2,2}$, respectively. Miner 1 finds a valid block, thus $tx_{1,1}$ is recorded into the blockchain, while $tx_{2,2}$ and $tx_{2,3}$ are left to the next round.

Notice that, at end of each round, *both* miners need to store the valid block to reach consensus. However, only the miner who finds the valid block can get the transaction fees from his selection. Next, we will introduce the model backwardly.

D. Stage III: Round τ of Mining

The mining stage consists of infinite rounds of mining and $M \geq 2$ miners. Without loss of generality, we illustrate the round τ ($\tau = 1, 2, \dots$) of mining in Stage III.

In round τ , each miner selects a set of transaction in order to maximize their own payoffs and we formulate their interaction as a non-cooperative game. We model the time duration of round τ follows an exponential distribution with mean $\frac{1}{\mu}$.⁹

1) *Miners:* We denote the set of miners as $\mathcal{M} = \{1, \dots, M\}$. The mining power (e.g. computing power in PoW) of miner $m (\in \mathcal{M})$ is denoted by $\alpha_m > 0$. We normalize the total mining power of all miners to $\sum_{m \in \mathcal{M}} \alpha_m = 1$, such that α_m represents the probability of miner m successfully finds the valid block in round τ .

2) *Miners' strategies:* From the transaction pool \mathcal{Q}^τ in round τ , each miner m simultaneously selects a set $\mathcal{X}_m^\tau (\subseteq \mathcal{Q}^\tau)$ of transaction to be included in his initial block. For the ease of analysis, we assume that a block contains at most one transaction.¹⁰ That is, each block contains either no transaction or one transaction, thus miner m 's strategy satisfies $|\mathcal{X}_m^\tau| \in \{0, 1\}$. Here we adopt a benign assumption where each miner either selects the highest-fee-per-byte transaction from transaction pool or selects no transaction.¹¹

To simplify the description, we use $\mathcal{X}_m^\tau = \{(n, k)\}$ (or \emptyset) to represent that miner m selects $tx_{n,k}$ (or no transaction) in

⁹Such an exponential-distribution model is supported by real data analysis [26] and is also commonly done in blockchain analysis [11] [21].

¹⁰This assumption characterizes the reality of block size limit, which has been adopted in [11] [12]. Actually, blockchain platform IOTA adopts one transaction per block rule [27]. Multiple transactions per block means each miner's strategy space become multi-dimensional, making the problem much more challenging to solve. We will generalize this assumption in future work.

¹¹Miners typically give priority to transactions paying at the highest fee per byte [20].

round τ .¹²

3) *Miners' payoff functions*: Miner m 's payoff comprises of storage costs and transaction fees.¹³

- **Storage costs**: Let C_s denote a miner's storage costs per byte and we assume that all miners have homogeneous storage costs per byte C_s for mathematical simplicity. Notice that our designed protocol characterized in Theorem 3 and 4 can also be generalized to heterogeneous storage costs case since the fee per byte choices are determined by all miners' aggregated storage costs per byte. Thus, storing a transaction $tx_{n,k}$ with size $s_{n,k}$ imposes storage costs $s_{n,k}C_s$ to a miner. If any miner j ($\in \mathcal{M}$) selects transaction $tx_{n,k}$ ($\mathcal{X}_j^\tau = \{(n,k)\}$) and successfully finds the valid block (with probability α_j), miner m needs to store that block and bare the storage costs $s_{n,k}C_s$ for the transaction $tx_{n,k}$ that miner j selects [2]. Overall, miner m will bare the storage costs of

$$C^\tau(\mathcal{X}_m^\tau, \mathcal{X}_{-m}^\tau) = \sum_{j \in \mathcal{M}} \alpha_j \sum_{(n,k) \in \mathcal{X}_j^\tau} s_{n,k} C_s \quad (1)$$

in round τ ,¹⁴ where $-m$ represents all the miners other than m .

Negative externality in transaction selection: When a miner selects a transaction and finds a valid block, it imposes storage costs to all the other miners, so it is a *negative externality*.

- **Transaction fees**: We denote the transaction fee of any $tx_{n,k}$ as $f_{n,k}$. Only the miner who successfully finds the valid block gets the transaction fees from his selection. Thus miner m will get the total transaction fees of $\sum_{(n,k) \in \mathcal{X}_m^\tau} f_{n,k}$ with probability α_m .

Combining the storage costs and transaction fees, we obtain miner m 's payoff in round τ as:

$$v_m^\tau(\mathcal{X}_m^\tau, \mathcal{X}_{-m}^\tau) = \alpha_m \sum_{(n,k) \in \mathcal{X}_m^\tau} f_{n,k} - C^\tau(\mathcal{X}_m^\tau, \mathcal{X}_{-m}^\tau). \quad (2)$$

4) *Game formulation*: We formulate the round τ of mining as a non-cooperative game, where miners simultaneously select the transactions (to be included in his initial block) to maximize their own payoffs.

Game 1. [Stage III: Transaction Selection Game in round τ] In Stage III, Transaction Selection Game in round τ ($\tau = 1, 2, \dots$) is a tuple $\Phi^\tau = (\mathcal{M}, \mathcal{X}^\tau, \mathbf{V}^\tau)$ defined by:

- *Players*: The set of miners \mathcal{M} .

¹²When a miner has already selected a transaction but a transaction with higher fee per byte arrives, miners can instantly change to select the higher-fee-per-byte one since the mining process is memoryless and the success rate of finding a valid block is independent of the included transaction [26].

¹³Here we do not consider the block reward and the cost of running the mining machine since they are not affected by each miner's selection of transaction in the block. Besides, the transaction fees are the key to cover blockchain storage costs as the block reward gradually shrinks.

¹⁴We neglect the storage costs of non-transaction data since it is very small. For example, on June 2nd, 2020, the average block size of Bitcoin is 1.284 MB and non-transaction data in a block takes up less than 1 KB. <https://www.blockchain.com/charts/avg-block-size>.

- *Strategies*: Each miner $m \in \mathcal{M}$ selects a set \mathcal{X}_m^τ of transactions. Miner m 's strategy space is $\{\mathcal{X}_m^\tau | \mathcal{X}_m^\tau \subseteq \mathcal{Q}^\tau, |\mathcal{X}_m^\tau| \in \{0, 1\}\}$. The set of feasible strategy profile of all miners is $\mathcal{X}^\tau = \{\mathcal{X}_m^\tau | \mathcal{X}_m^\tau \subseteq \mathcal{Q}^\tau, |\mathcal{X}_m^\tau| \in \{0, 1\}\}^M$.
- *Payoffs*: The vector $\mathbf{V}^\tau = (v_m^\tau, \forall m \in \mathcal{M})$ contains the payoff functions of the miners defined in Equation (2).

In Game 1, each miner prefers selecting the high-fee transaction and needs to consider others' strategies to maximize their own payoffs. Specifically, on one hand, miner m gets high revenue for selecting a high-fee transaction and finding the next block. Meanwhile, a miner may even select an insufficient-fee transaction if all the other miners select that transaction and he will eventually bear the storage costs of it.

E. Stage II: Transaction Generation

In Stage II, $N \geq 2$ users choose the strategies (set the *transaction generation rates*) to maximize their own payoffs, and we formulate their interaction as a non-cooperative game.

1) *Users' strategies*: We denote the set of users as $\mathcal{N} = \{1, \dots, N\}$. After the protocol designer sets two fee per byte choices ρ_1 and ρ_2 in Stage I, each user n ($\in \mathcal{N}$) generates transactions with fee per byte values being ρ_i ($i = 1, 2$) following a Poisson process.

User n 's strategy is to set the *transaction generation rates* $(\lambda_{n1}, \lambda_{n2})$, where λ_{ni} ($i = 1, 2$) is the rate of user n generating transactions with fee per byte values being ρ_i . The transaction generation rates $(\lambda_{n1}, \lambda_{n2})$ are bounded and satisfy following constraints:

$$\begin{cases} \lambda_{n1} + \lambda_{n2} \leq \frac{\mu}{N}, \\ \lambda_{n1}, \lambda_{n2} \geq 0, \end{cases} \quad (3)$$

where μ is the block generation rate and $\frac{\mu}{N}$ is each user's maximum transaction generation rate. It ensures the blockchain have enough capacity to record all transactions.

We label the transactions from user n by the increasing order of generation time as $tx_{n,k}$ ($k = 1, 2, \dots$).

2) *Transaction waiting time*: Here we define the waiting time of any transaction $tx_{n,k}$ as the time lapse between the generation time and the recorded time.

- **Generation time**: We denote the generation time of transaction $tx_{n,k}$ as $t_{n,k}^g$.
- **Recorded time**: When miners select transaction $tx_{n,k}$ and find a valid block in a round τ ($= 1, 2, \dots$), then round τ ends, and transaction $tx_{n,k}$ in the valid block is recorded in the blockchain. Thus, round τ 's ending time $time(\tau)$ is the transaction recorded time, i.e.,

$$t_{n,k}^r = \begin{cases} time(\tau), & \text{if } tx_{n,k} \text{ is recorded in round } \tau, \\ \infty, & \text{if } tx_{n,k} \text{ is never recorded in blockchain.} \end{cases} \quad (4)$$

- **Waiting time** is the recorded time minus the generation time, i.e. $w_{n,k} = t_{n,k}^r - t_{n,k}^g$. Notice that the rate of transactions entering the transaction pool affects the waiting time $w_{n,k}$, thus it is a function of all users transaction generation rates (i.e. $w_{n,k}(\boldsymbol{\lambda})$ and $\boldsymbol{\lambda} = ((\lambda_{n1}, \lambda_{n2}), \forall n \in \mathcal{N})$). Since the waiting time depends on how mines select

transactions in Stage III, we will illustrate $w_{n,k}$ in Lemma 1 of Section IV-A.

Negative externality in transaction generation: When user n generates a transaction and miners record it into the blockchain, other transactions in the transaction pool have to wait. Thus, user n 's transactions increase the waiting time of all the other users' transactions, which is a *negative externality*.

3) *User n 's payoff from one transaction $tx_{n,k}$:* User n 's payoff from one transaction $tx_{n,k}$ depends on whether $tx_{n,k}$ is recorded in blockchain.

- If $tx_{n,k}$ is recorded in blockchain: The payoff from $tx_{n,k}$ includes utility from one transaction recorded in the blockchain, transaction fee, waiting time costs, and waiting time price.
- User n 's utility from $tx_{n,k}$ recorded in blockchain: When $tx_{n,k}$ is recorded in blockchain, user n will get certain level of satisfaction R_n (i.e. utility). For example, a user gets a certain level of utility when successfully purchasing a kitty in Ethereum-based game cryptokitties. Since users get distinct levels of utilities from different blockchain applications, we consider two user types with $N_H (\geq 1)$ high-utility users as type H and $N_L = N - N_H (\geq 1)$ low-utility users as type L. Thus, user n 's utility of having one transaction recorded in blockchain is written as

$$R_n = \begin{cases} R_H, & \text{if user } n \text{ is type H,} \\ R_L, & \text{if user } n \text{ is type L,} \end{cases} \quad (5)$$

where $R_H > R_L$.

- $tx_{n,k}$'s transaction fee: When $tx_{n,k}$ is recorded in blockchain, user n pays the transaction fee $f_{n,k}$ to miners. The transaction fee equals to transaction size multiplies fee per byte:

$$f_{n,k} = s_{n,k} \rho_{n,k}. \quad (6)$$

Since the protocol designer only offers two fee per byte choices ρ_1 and ρ_2 , the fee per byte satisfies $\rho_{n,k} \in \{\rho_1, \rho_2\}$. For all transactions, we assume their sizes follow an i.i.d. distribution with mean \bar{s} .

- Waiting time costs of $tx_{n,k}$: The transaction waiting time $w_{n,k}$ imposes costs to user n . We model such costs as a linear function of waiting time, i.e. $\gamma w_{n,k}(\lambda)$, where γ is the waiting time cost factor. Factor γ reflects the patience level of users. A higher γ means that the users are less patient.
- Waiting time price of $tx_{n,k}$: Since user n 's transaction $tx_{n,k}$ increases the transaction waiting time of any other user $l (\neq n)$, we introduce the waiting time price p_{nl} to address this negative externality, where user n pays to l to compensate the waiting costs n incurs. The waiting time price p_{nl} is defined in following Equation (7) and set by the protocol designer.

$$p_{nl} = \begin{cases} P_{HH}, & \text{if both user } n \text{ and } l \text{ are type H,} \\ P_{HL}, & \text{if user } n \text{ is type H and user } l \text{ is type L,} \\ P_{LH}, & \text{if user } n \text{ is type L and user } l \text{ is type H,} \\ P_{LL}, & \text{if both user } n \text{ and } l \text{ are type L.} \end{cases} \quad (7)$$

To sum up, user n 's payoff when $tx_{n,k}$ is recorded in blockchain can be written as

$$\theta_{n,k} = R_n - f_{n,k} - \gamma w_{n,k}(\lambda) - \sum_{l \neq n} p_{nl}. \quad (8)$$

- If $tx_{n,k}$ is never recorded in blockchain, user n will not get the satisfaction level R_n and not pay the fee $f_{n,k}$. Users n will not pay waiting time price since the transaction does not increase the transaction waiting time of others. However, user n still needs to wait to get this unrecorded result, thus user n still bears waiting time costs $\gamma w_{n,k}$. Thus user n 's payoff when $tx_{n,k}$ is not recorded in blockchain can be written as

$$\theta_{n,k} = -\gamma w_{n,k}(\lambda). \quad (9)$$

To simplify the formulation, we define the indicator function to indicate whether $tx_{n,k}$ is recorded in blockchain as follows

$$\mathbf{1}(n, k) = \begin{cases} 1, & \text{if } tx_{n,k} \text{ is recorded in blockchain} \\ 0, & \text{if } tx_{n,k} \text{ is never recorded in blockchain.} \end{cases} \quad (10)$$

Such that user n 's payoff from $tx_{n,k}$ is rewritten as

$$\theta_{n,k} = \mathbf{1}(n, k) (R_n - \sum_{l \neq n} p_{nl} - f_{n,k}) - \gamma w_{n,k}(\lambda). \quad (11)$$

4) *Users' payoff functions:* User n 's payoff comprises of the payoff from all his transactions and the waiting time price that any other user l 's transactions pay to him. We define the number of any user n 's generated transactions from time 0 to t as $TX_n(t)$. Since the transaction generation process (i.e. Poisson process) proceeds infinitely, we define the payoff in long-term average form as follows:

$$u_n = \lim_{t \rightarrow \infty} \frac{\sum_{k=1}^{TX_n(t)} \mathbb{E}(\theta_{n,k}) + \sum_{l \neq n} \sum_{k=1}^{TX_l(t)} \mathbf{1}(l, k) p_{ln}}{t}, \quad (12)$$

where $\mathbb{E}(\theta_{n,k})$ is user n 's expected payoff from transaction $tx_{n,k}$ and expectation is taken in terms of waiting time $w_{n,k}$, and p_{ln} is the waiting time price of user l 's transaction, which is paid to user n to compensate the waiting time costs of n 's transactions.

Here we assume that each user does not consider his strategic decision's influence on other users (i.e., each user is a price taker and ignores any influence he may have on the transaction fee interaction). This assumption holds for a blockchain system with many users.

5) *Game formulation:* We formulate users' transaction generation as a non-cooperative game, where users set transaction generation rates simultaneously to maximize their own payoffs.

Game 2. [Stage II: Transaction Generation Game] In Stage II, Transaction Generation Game is a tuple $\Omega = (\mathcal{N}, \Lambda, \mathcal{U})$ defined by:

- *Players:* The set of users \mathcal{N} .
- *Strategies:* Each user $n \in \mathcal{N}$ sets transaction generation rate $(\lambda_{n1}, \lambda_{n2})$. User n 's strategy space is $\Lambda_n = \{(\lambda_{n1}, \lambda_{n2}) | (\lambda_{n1}, \lambda_{n2}) \text{ satisfies Equation (3)}\}$. The feasible set of all strategy profiles is $\Lambda = \Lambda_1 \times \dots \times \Lambda_N$.

- *Payoffs:* The vector $\mathbf{U} = (u_n, \forall n \in \mathcal{N})$ contains the payoff functions of the users defined in Equation (12).

In Game 2, each user faces a *tradeoff* between paying a high fee and suffering a high transaction waiting time. Since miners prefer to include transactions with higher fees, user n will experience lower average waiting time by generating more high-fee transactions. However, if paying a high fee is too costly, user n would be better off by generating more low-fee transactions and bearing a higher average waiting time.

F. Stage I: Social Welfare Maximization

In Stage I, the protocol designer sets fee per byte choices and the waiting time prices to maximize the social welfare of the blockchain system. We refer it as social welfare maximization (SWM) mechanism.

1) *Decision variables:* The protocol designer's decision variables are the two different fee per byte choices ρ_1 and ρ_2 ($\rho_1 > \rho_2 \geq 0$), and the waiting time price vector $\mathbf{P} = (P_{HH}, P_{HL}, P_{LH}, P_{LL})$, aiming to address two negative externalities in Stage II and III. Two fee per byte choices encourage users to pay sufficient transaction fees for storage costs and mitigate the negative externality in the transaction selection stage. The waiting time price vector encourages a user to consider the waiting time costs impose on others, dealing with the negative externality in the transaction generation stage.

2) *Sufficient fee condition:* At the equilibrium of the model, for any user n who generates transactions (i.e. $\lambda_{n1}^{\text{NE}} + \lambda_{n2}^{\text{NE}} > 0$), his average fee per byte value should be able to cover all miners aggregated storage costs per byte, which is

$$\frac{\rho_n^{\text{NE}}}{\lambda_{n1}^{\text{NE}} + \lambda_{n2}^{\text{NE}}} = \frac{\lambda_{n1}^{\text{NE}} \rho_1 + \lambda_{n2}^{\text{NE}} \rho_2}{\lambda_{n1}^{\text{NE}} + \lambda_{n2}^{\text{NE}}} \geq MCs, \forall n, \lambda_{n1}^{\text{NE}} + \lambda_{n2}^{\text{NE}} > 0. \quad (13)$$

3) *Social Welfare:* The objective of the protocol designer is SWM, which maximizes the sum of users' and miners' long term average payoffs. We first define the miner's long term average payoff, then we define the social welfare.

Based on miner m 's ($m \in \mathcal{M}$) payoff v_m^τ in round τ in Equation (2), we define miner m 's long term average payoffs as

$$v_m = \lim_{t \rightarrow \infty} \frac{\sum_{\tau=1}^{\text{Round}(t)} v_m^\tau}{t}, \quad (14)$$

where $\text{Round}(t)$ is the number of rounds from time 0 to t .

The social welfare is defined as the sum of users' and miners' long-term average payoffs, which is defined in the following Equation (15).

$$sw = \sum_{n \in \mathcal{N}} u_n + \sum_{m \in \mathcal{M}} v_m. \quad (15)$$

Notice that the social welfare sw is a function of fee per byte choices (ρ_1, ρ_2) and the waiting time price vector $\mathbf{P} = (P_{HH}, P_{HL}, P_{LH}, P_{LL})$. For users' payoffs, fee per byte choices play a role in each user's payoff from each transaction in Equation (11) and the waiting time price vector controls each user's waiting time price in Equation (11) and (12). For miners' payoffs, fee per byte choices directly affect each miner's payoff in Equation (2).

4) *SWM:* We formulate the SWM problem for the protocol designer in problem (16). The constraint of the optimization is the sufficient fee condition characterized in Equation (13).

$$\begin{aligned} \max \quad & sw(\rho_1, \rho_2, P_{HH}, P_{HL}, P_{LH}, P_{LL}) \\ \text{s.t.} \quad & \text{Equation (13)} \\ \text{var.} \quad & \rho_1 > \rho_2 \geq 0, P_{HH}, P_{HL}, P_{LH}, P_{LL}. \end{aligned} \quad (16)$$

It is very challenging to solve problem (16) since it is coupled with the equilibrium strategies of users in Stage II and miners in Stage III. In the next section, we will derive the equilibrium of Stage III and II backwardly, which enables us to solve problem (16).

IV. NASH EQUILIBRIUM ANALYSIS

In this section, we analyze the Nash equilibrium of the three-stage Stackelberg game by backward induction. We derive the Nash equilibrium of Stage III in Section IV-A, the Nash equilibrium of Stage II in Section IV-B, and the solution of SWM problem of Stage I in Section IV-C, respectively.

A. Miners' Transaction Selection Game in Stage III

Given the protocol designer's decision in Stage I and users' strategies in Stage II, we analyze the round τ in Stage III.

To characterize the solution of the game, we define the Nash equilibrium in Definition 1 and the subgame perfect Nash equilibrium in Definition 2.

Definition 1 (Nash Equilibrium). A strategy profile $\mathcal{X}^{\tau, \text{NE}} = (\mathcal{X}_m^{\tau, \text{NE}}, \mathcal{X}_{-m}^{\tau, \text{NE}})$ constitutes a Nash equilibrium if

$$v_m^\tau(\mathcal{X}_m^{\tau, \text{NE}}, \mathcal{X}_{-m}^{\tau, \text{NE}}) \geq v_m^\tau(\mathcal{X}_m^\tau, \mathcal{X}_{-m}^{\tau, \text{NE}}), \forall \mathcal{X}_m^\tau, \forall m \in \mathcal{M}. \quad (17)$$

Definition 2 (Subgame Perfect Nash Equilibrium (SPNE)). A Nash equilibrium at round τ is subgame perfect if and only if it is a Nash equilibrium at every round $\tau' (\geq \tau)$.

In round $\tau' (\geq \tau)$, if the transaction pool contains at least one transaction (i.e. $\mathcal{Q}^{\tau'} \neq \emptyset$), we define the highest-fee-per-byte transaction in transaction pool $\mathcal{Q}^{\tau'}$ as follows

$$(n^{\tau'}, k^{\tau'}) = \arg \max_{(n,k) \in \mathcal{Q}^{\tau'}} \rho_{n,k}.$$

Then, we summarize the SPNE of Stage III, the round τ of mining, in the following Theorem 1.

Theorem 1. The strategy profile $(\mathcal{X}_m^{\tau', \text{NE}}, \forall m \in \mathcal{M})$ at round $\tau' (\geq \tau)$ constitutes a SPNE, where

$$\mathcal{X}_m^{\tau', \text{NE}} = \begin{cases} \{(n^{\tau'}, k^{\tau'})\}, & \text{if } \mathcal{Q}^{\tau'} \neq \emptyset \text{ and } \rho_{n^{\tau'}, k^{\tau'}} \geq Cs, \\ \emptyset, & \text{otherwise.} \end{cases}$$

We leave all the proof of lemmas, propositions, and theorems in the online appendix [28] due to space limits.

An interesting intuition of Theorem 1 is the fee per byte threshold for any miner selecting $tx_{n,k}$ is Cs . If $\rho_{n,k} \geq Cs$, all miners will select $tx_{n,k}$ when it is the highest-fee-per-byte one. However, this fee per byte threshold Cs is insufficient to cover all miners' aggregated storage costs per byte, i.e. MCs .

$$\lim_{t \rightarrow \infty} \frac{\sum_{k=1}^{TX_n(t)} \mathbb{E}[w_{n,k}(\boldsymbol{\lambda})]}{t} = \begin{cases} \frac{\lambda_{n1}}{\mu - \sum_{l \in \mathcal{N}} \lambda_{l1}} + \frac{\mu \lambda_{n2}}{(\mu - \sum_{l \in \mathcal{N}} \lambda_{l1})(\mu - \sum_{l \in \mathcal{N}} (\lambda_{l1} + \lambda_{l2}))}, & \text{if } Cs \leq \rho_2 < \rho_1, \\ \frac{\lambda_{n1}}{\mu - \sum_{l \in \mathcal{N}} \lambda_{l1}}, & \text{if } \rho_2 \leq Cs < \rho_1 \text{ and } \lambda_{n2} = 0, \\ \infty, & \text{if } \rho_2 \leq Cs < \rho_1 \text{ and } \lambda_{n2} > 0, \\ 0, & \text{if } \rho_2 < \rho_1 < Cs \text{ and } (\lambda_{n1} = 0 \text{ and } \lambda_{n2} = 0), \\ \infty, & \text{if } \rho_2 < \rho_1 < Cs \text{ and } (\lambda_{n1} > 0 \text{ or } \lambda_{n2} > 0). \end{cases} \quad (18)$$

The key reason behind such an insight is *negative externality in transaction selection* introduced in Section III-D. Although a miner's transaction selection will impose storage costs to others, each miner only considers the individual payoff maximization and neglects such costs, which leads to insufficient-fee transactions that can be recorded in the blockchain.

1) *Transaction waiting time*: According to miners strategies at SPNE of Stage III, the process of recording transactions into blockchain is a two-class M/M/1 queue [29], where transactions with fee per byte values equaling to ρ_1 have preemptive-resume priority over ones with fee per byte values equaling to ρ_2 . The reason for the M/M/1 queue is that transaction generation follows the Poisson process and block generation time follows exponential distribution. The reason for preemptive-resume priority is that miners can instantly change to select the higher-fee-per-byte transaction, which has been discussed in footnote 12 of miners' strategies in Section III-D.

Based on the expected waiting time of two-class M/M/1 queue [29], we summarize user n 's long-term average transaction waiting time in following Lemma 1.

Lemma 1. *Each user $\forall n(\in \mathcal{N})$'s long-term average waiting time is in Equation (18).*

B. Users' Transaction Generation Game In Stage II

Based on the SPNE of Stage III, we analyze Stage II in this subsection.

Since the waiting time prices change a user's net utility get from a transaction, we further define each user n 's net transaction utility h_n as follows:

$$h_n = \begin{cases} h_L = R_L - [N_H P_{LH} + (N_L - 1)P_{LL}], & \text{if } n \text{ is type L,} \\ h_H = R_H - [(N_H - 1)P_{HH} + N_L P_{HL}], & \text{if } n \text{ is type H,} \end{cases} \quad (19)$$

where R_L and R_H are utilities of having one transaction recorded in blockchain defined in Equation (5) and P_{LH}, P_{LL}, P_{HH} , and P_{HL} are waiting time price set by the protocol designer. The net transaction utility h_n reflects the utility a user can get from a transaction after paying the waiting time prices.

Based on the net transaction utility, we further define type B as big net transaction utility user type (i.e. $B = \arg \max_{l \in \{L, H\}} h_l$) and type S as small net transaction utility user type (i.e. $S =$

$\arg \min_{l \in \{L, H\}} h_l$). We illustrate type H and L and corresponding type of B and S in Table. I. For example, if $h_H \geq h_L$, type H corresponds to big net transaction utility user type B and type L corresponds to small net transaction utility user type S .

TABLE I: Type H and L and corresponding type of B and S .

If $h_H \geq h_L$	$H = B$	$L = S$
If $h_H < h_L$	$H = S$	$L = B$

We consider a symmetric strategy equilibrium (SNE) of Stage II where the same type of users adopt the same strategy. This equilibrium concept has been widely used in blockchain analysis [11] [12]. At the SNE of Stage II, a type B user's equilibrium strategy is denoted as $(\lambda_{B1}^{NE}, \lambda_{B2}^{NE})$, representing his rates of generating transactions with fee per byte values being ρ_1 and ρ_2 , respectively. Thus, the SNE of Stage II can be written as $\{(\lambda_{B1}^{NE}, \lambda_{B2}^{NE}), (\lambda_{S1}^{NE}, \lambda_{S2}^{NE})\}$.

For the users' fee per byte choices ρ_1 and ρ_2 , we only consider the situation where $\rho_1 > \rho_2 \geq Cs$. The reason is as follows: when $\rho_i < Cs$ ($i = 1, 2$), all miners will not select transactions with fee per byte values being ρ_i in Stage III. Then each user n will always set $\lambda_{ni}^{NE} = 0$ at equilibrium. Otherwise his transactions with fee per byte values being ρ_i will not be recorded in blockchain, resulting in infinite waiting time and waiting costs. To facilitate the later analysis, we define $\pi_B(\rho_i)$ and $\pi_S(\rho_i)$ in Equation (20), which characterizes type B and S users' strategies at the SNE, respectively. We further define $\Delta_1(\rho_1)$ and $\Delta_2(\rho_2)$ in Equation (22-23), which together determine the condition of different SNE.

The SNE of Stage II is summarized in following theorem.

Theorem 2. *When $\rho_1 > \rho_2 \geq Cs$,*

- *Case 1: if $\Delta_1(\rho_1) \leq \bar{s}\rho_2$ and $\Delta_2(\rho_2) > \bar{s}\rho_1$, then $\{(\lambda_{B1}^{NE}, \lambda_{B2}^{NE}) = (\pi_B(\rho_1), 0), (\lambda_{S1}^{NE}, \lambda_{S2}^{NE}) = (\pi_S(\rho_1), 0)\}$ constitutes a SNE in Stage II.*
- *Case 2: if $\Delta_1(\rho_1) \leq \bar{s}\rho_2$ and $\Delta_2(\rho_2) \leq \bar{s}\rho_1$, then both $\{(\lambda_{B1}^{NE}, \lambda_{B2}^{NE}) = (\pi_B(\rho_1), 0), (\lambda_{S1}^{NE}, \lambda_{S2}^{NE}) = (\pi_S(\rho_1), 0)\}$ and $\{(\lambda_{B1}^{NE}, \lambda_{B2}^{NE}) = (0, \pi_B(\rho_2)), (\lambda_{S1}^{NE}, \lambda_{S2}^{NE}) = (0, \pi_S(\rho_2))\}$ constitute SNE in Stage II.*
- *Case 3: if $\Delta_1(\rho_1) > \bar{s}\rho_2$ and $\Delta_2(\rho_2) \leq \bar{s}\rho_1$, then $\{(\lambda_{B1}^{NE}, \lambda_{B2}^{NE}) = (0, \pi_B(\rho_2)), (\lambda_{S1}^{NE}, \lambda_{S2}^{NE}) = (0, \pi_S(\rho_2))\}$ constitutes a SNE in Stage II.*

where $\pi_B(\rho_i) \geq \pi_S(\rho_i)$ ($i = 1, 2$).

$$\begin{aligned}
\pi_B(\rho_i) &\triangleq \begin{cases} 0, & \text{if } h_B \leq \bar{s}\rho_i + \frac{\gamma}{\mu}, \\ \sigma(\rho_i), & \text{if } h_B > \bar{s}\rho_i + \frac{\gamma}{\mu} \text{ and } h_S \leq \bar{s}\rho_i + \frac{\gamma}{\mu - N_B\sigma(\rho_i)}, \\ \min\left\{\frac{\mu}{N_B + N_S}, \frac{[\mu - \eta(\rho_i)][(h_B - \bar{s}\rho_i)\eta(\rho_i) - \gamma]}{N_B[(h_B - \bar{s}\rho_i)\eta(\rho_i) - \gamma] + N_S[(h_S - \bar{s}\rho_i)\eta(\rho_i) - \gamma]}\right\}, & \text{if } h_S > \bar{s}\rho_i + \frac{\gamma}{\mu - N_B\sigma(\rho_i)}, \end{cases} \\
\pi_S(\rho_i) &\triangleq \begin{cases} 0, & \text{if } \left(h_B \leq \bar{s}\rho_i + \frac{\gamma}{\mu}\right) \text{ or } \left(h_B > \bar{s}\rho_i + \frac{\gamma}{\mu} \text{ and } h_S \leq \bar{s}\rho_i + \frac{\gamma}{\mu - N_B\sigma(\rho_i)}\right), \\ \frac{\mu - N_B\pi_B(\rho_i)}{N_S} - \frac{\gamma(N_S - 1) + \sqrt{\gamma^2(N_S - 1)^2 + 4N_S(h_S - \bar{s}\rho_i)\gamma[\mu - N_B\pi_B(\rho_i)]}}{2(h_S - \bar{s}\rho_i)N_S^2}, & \text{if } h_S > \bar{s}\rho_i + \frac{\gamma}{\mu - N_B\sigma(\rho_i)}, \end{cases} \quad (20)
\end{aligned}$$

where $\sigma(\rho_i) \triangleq \min\left\{\frac{\mu}{N_B} - \frac{\gamma(N_B - 1) + \sqrt{\gamma^2(N_B - 1)^2 + 4\gamma\mu N_B(h_B - \bar{s}\rho_i)}}{2N_B^2(h_B - \bar{s}\rho_i)}, \frac{\mu}{N_B + N_S}\right\}$

and $\eta(\rho_i) \triangleq \frac{\gamma(N_B + N_S - 1) + \sqrt{\gamma^2(N_B + N_S - 1)^2 + 4\gamma\mu[N_B(h_B - \bar{s}\rho_i) + N_S(h_S - \bar{s}\rho_i)]}}{2[N_B(h_B - \bar{s}\rho_i) + N_S(h_S - \bar{s}\rho_i)]}$.

Theorem 2 characterizes two equilibria, where all users generate transactions with fee per byte values being either ρ_1 or ρ_2 (i.e. $\{(\lambda_{B1}^{NE}, \lambda_{B2}^{NE}) = (\pi_B(\rho_1), 0), (\lambda_{S1}^{NE}, \lambda_{S2}^{NE}) = (\pi_S(\rho_1), 0)\}$ and $\{(\lambda_{B1}^{NE}, \lambda_{B2}^{NE}) = (0, \pi_B(\rho_2)), (\lambda_{S1}^{NE}, \lambda_{S2}^{NE}) = (0, \pi_S(\rho_2))\}$). Theorem 2 also shows that a type B user's transaction generation rate is higher than a type S counterpart (i.e. $\pi_B(\rho_i) \geq \pi_S(\rho_i)$ ($i = 1, 2$)). A type B user's transaction net utility is higher, hence a higher incentive to generate transactions.

Corollary 1. Consider the three cases of SNE in Theorem 2. Given ρ_2 , the switching point between SNE Case 1 and SNE Case 2 is $\Delta_2(\rho_2) = \bar{s}\rho_1$ and the switching point between SNE Case 2 and SNE Case 3 is $\Delta_1(\rho_1) = \bar{s}\rho_2$.

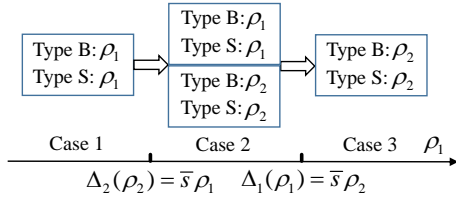


Fig. 4: SNE of Stage II characterized by Theorem 2.

Fig. 4 illustrates the switching point characterized by Corollary 1. The trend of the figure demonstrates users' tradeoff between paying high fee per byte and bearing high waiting time. When ρ_1 is small, all users generate transactions with the high fee per byte ρ_1 at SNE, because paying low fee per byte ρ_2 means high waiting time. But as ρ_1 increases, the SNE of all users only generating transactions with low fee per byte values ρ_2 emerges. The reason is that as ρ_1 increases, paying the high fee per byte ρ_1 becomes costly and users prefer to pay the low fee per byte ρ_2 and bare large waiting time.

C. Protocol Designer's SWM in Stage I

In this subsection, we will derive the optimal solution for the SWM mechanism (i.e. Equation (16)) in closed-form based on how users generate transactions at SNE of Stage II and how miners select transactions at SPNE of Stage III.

To characterize the optimality of the SWM mechanism, we define the *social optimum* as the maximum value of the objective function (social welfare) in the following problem

(21). The social optimum is the maximum achievable social welfare under the SWM mechanism.

$$\begin{aligned}
\max \quad & sw(\rho_1, \rho_2, P_{HH}, P_{HL}, P_{LH}, P_{LL}) \\
\text{var.} \quad & \forall \rho_1, \rho_2, P_{HH}, P_{HL}, P_{LH}, P_{LL}. \quad (21)
\end{aligned}$$

Then we establish the feasibility and optimality of the SWM mechanism in the following Proposition 1.

Proposition 1. There always exist the fee per byte choices (ρ_1^*, ρ_2^*) and the waiting time price vector $\mathbf{P}^* = (P_{HH}^*, P_{HL}^*, P_{LH}^*, P_{LL}^*)$, under which the SNE of Stage II and the SPNE of III achieves following goals simultaneously:

- Satisfaction of the sufficient fee condition defined in Equation (13).
- The social optimum.

The sufficient fee condition means that for any user n who generates transactions at Nash equilibrium, his average fee per byte is able to cover all miners' aggregated transaction costs per byte.

Proposition 1 demonstrates the effectiveness of our SWM mechanism. Despite two negative externalities in Stage II and III, the mechanism provides enough freedom for the protocol designer to achieve the social optimum and mitigate the blockchain storage sustainability issue simultaneously.

Next, we present the solution to problem (16). For ease of presentation, the solution is divided into two cases based on the utility of a type H user having one transaction recorded in the blockchain, i.e. R_H .

- 1) Case 1: $R_H \leq M\bar{s}Cs + \frac{\gamma}{\mu}$:

Theorem 3. If $R_H \leq M\bar{s}Cs + \frac{\gamma}{\mu}$, then

- the following equilibrium achieves social optimum:
 - at SNE of Stage II, each user $n \in \mathcal{N}$ adopts strategy $(\lambda_{n1}^{NE*}, \lambda_{n2}^{NE*}) = (0, 0)$,
 - at SPNE of Stage III, each miner $m \in \mathcal{M}$ adopts strategy following Theorem 1.
- The protocol designer's decision to achieve such equilibrium is
 - fee per byte choices are $(\rho_1^*, \rho_2^*) = (MCs + \frac{\gamma}{\bar{s}\mu}, MCs)$,

$$\Delta_1(\rho_1) \triangleq h_B - \frac{\gamma\mu}{[\mu - N_B\pi_B(\rho_1) - N_S\pi_S(\rho_1)]^2}. \quad (22)$$

$$\Delta_2(\rho_2) \triangleq \max\left\{h_B - \frac{\gamma}{\mu} - \frac{\gamma\pi_B(\rho_2)[2\mu - N_B\pi_B(\rho_2) - N_S\pi_S(\rho_2)]}{\mu[\mu - N_B\pi_B(\rho_2) - N_S\pi_S(\rho_2)]^2}, h_S - \frac{\gamma}{\mu} - \frac{\gamma\pi_S(\rho_2)[2\mu - N_B\pi_B(\rho_2) - N_S\pi_S(\rho_2)]}{\mu[\mu - N_B\pi_B(\rho_2) - N_S\pi_S(\rho_2)]^2}\right\} \quad (23)$$

$$\begin{cases} P_{HH}^* = P_{HL}^* = \frac{R_H - \rho_2^* \bar{s}}{N_H + N_L - 1} - \frac{\gamma[\mu - (N_H - 1)\lambda_{H2}^{NE*} - N_L\lambda_{L2}^{NE*}]}{(N_H + N_L - 1)(\mu - N_H\lambda_{H2}^{NE*} - N_L\lambda_{L2}^{NE*})^2}, \\ P_{LH}^* = P_{LL}^* = \frac{R_L - \rho_2^* \bar{s}}{N_H + N_L - 1} - \frac{\gamma[\mu - N_H\lambda_{H2}^{NE*} - (N_L - 1)\lambda_{L2}^{NE*}]}{(N_H + N_L - 1)(\mu - N_H\lambda_{H2}^{NE*} - N_L\lambda_{L2}^{NE*})^2}. \end{cases} \quad (24)$$

– the waiting time price vector is

$$\mathbf{P}^* = (P_{HH}^*, P_{HL}^*, P_{LH}^*, P_{LL}^*) = (0, 0, 0, 0).$$

In Case 1, both types of users have low utilities of a transaction recorded in blockchain (i.e. $R_L < R_H < M\bar{s}Cs + \frac{\gamma}{\mu}$), which are insufficient to cover a transaction's aggregated storage costs (i.e. $M\bar{s}Cs$) plus waiting time costs (i.e. $\frac{\gamma}{\mu}$). Thus the protocol designer will set the fee per byte choices high enough to prevent both types of users from generating any transactions. In this case, each type of users bears zero waiting time price vector, since users do not generate transactions.

2) *Case 2: $R_H > M\bar{s}Cs + \frac{\gamma}{\mu}$:*

Theorem 4. *If $R_H > M\bar{s}Cs + \frac{\gamma}{\mu}$, then*

- the following equilibrium achieves social optimum:
 - at SNE of Stage II, each type H user adopts strategy $(\lambda_{H1}^{NE*}, \lambda_{H2}^{NE*}) = (0, \min\{\frac{\mu}{N_H + N_L}, \frac{1}{N_H}(\mu - \sqrt{\frac{\gamma\mu}{R_H - M\bar{s}Cs}})\})$, and each type L user adopts strategy

$$\lambda_{L1}^{NE*} = 0, \quad \lambda_{L2}^{NE*} = \begin{cases} 0, & \text{if } R_L \leq M\bar{s}Cs + \frac{\gamma(N_H + N_L)^2}{N_L^2\mu}, \\ \frac{\mu}{N_H + N_L} - \frac{1}{N_L}\sqrt{\frac{\gamma\mu}{R_L - M\bar{s}Cs}}, & \text{otherwise,} \end{cases}$$
 - at SPNE of Stage III, each miner $m \in \mathcal{M}$ adopts strategy following Theorem 1.
- The protocol designer's decision to achieve such equilibrium is
 - fee per byte choices are $(\rho_1^*, \rho_2^*) = (\frac{R_H}{\bar{s}} - \frac{\gamma}{\bar{s}\mu}, M\bar{s}Cs)$,
 - the waiting time price vector $\mathbf{P}^* = (P_{HH}^*, P_{HL}^*, P_{LH}^*, P_{LL}^*)$ satisfies Equation (24).

At SNE of Stage II characterized by Theorem 4, a type H user's aggregated transaction generation rates is higher than a type L one's (i.e. $\lambda_{H1}^{NE*} + \lambda_{H2}^{NE*} > \lambda_{L1}^{NE*} + \lambda_{L2}^{NE*}$). The reason is that a transaction from either type of user imposes the same aggregated storage costs and waiting time costs to all users and miners, yet a type H user's transaction yields a higher utility of being recorded (i.e. $R_H > R_L$). Hence the protocol designer let a type H user generate more transaction to achieve the social optimum.

To achieve the equilibrium characterized by Theorem 4, the protocol designer sets the low fee per byte $\rho_2^* = M\bar{s}Cs$ to guarantee the sufficient fee condition. Since users will generate transactions at SNE in Case 2, the waiting time price vector

in Equation (24) is necessary in Case 2, which lets each user consider the waiting time costs imposing to others.

Then we analyze the effect of waiting time price vector of the SWM mechanism.

3) *Effect of waiting time price vector:* To characterize the effect of waiting time price vector on users, we define type H and L users' aggregated waiting time prices as $(N_H - 1)P_{HH}^* + N_L P_{HL}^*$ and $N_H P_{LH}^* + (N_L - 1)P_{LL}^*$, respectively. The aggregated waiting time price represents the sum of a user's payment on waiting time prices for one transaction. We compare the aggregated waiting time prices for two types of users in the following Corollary 2.

Corollary 2. *If $R_H > M\bar{s}Cs + \frac{\gamma}{\mu}$, then under the protocol designer's decision characterized by Theorem 4,*

- if $R_L \leq R_H - \frac{\gamma(\lambda_{H2}^{NE*} - \lambda_{L2}^{NE*})}{(\mu - N_H\lambda_{H2}^{NE*} - N_L\lambda_{L2}^{NE*})^2}$, the protocol designer assigns higher aggregated waiting time price for type H, i.e.

$$(N_H - 1)P_{HH}^* + N_L P_{HL}^* \geq N_H P_{LH}^* + (N_L - 1)P_{LL}^*,$$
- if $R_L \in (R_H - \frac{\gamma(\lambda_{H2}^{NE*} - \lambda_{L2}^{NE*})}{(\mu - N_H\lambda_{H2}^{NE*} - N_L\lambda_{L2}^{NE*})^2}, R_H)$, the protocol designer assigns higher aggregated waiting time price for type L, i.e.

$$(N_H - 1)P_{HH}^* + N_L P_{HL}^* < N_H P_{LH}^* + (N_L - 1)P_{LL}^*.$$

An interesting observation from Corollary 2 is that the protocol designer can assign higher aggregated waiting time prices for type L user. The reason is when R_L is close to R_H , each type L user has a tendency to generate many transactions and cause excessive waiting time costs to others. To prevent this, the protocol designer needs to assign higher price. Notice that the waiting time price vector is assigned for each transaction, although type H user may bear a higher aggregated price per transaction, the total payment for a type H user n is still higher than a type L user l , which is

$$\begin{aligned} & \lim_{t \rightarrow \infty} \frac{TX_n(t)[(N_H - 1)P_{HH}^* + N_L P_{HL}^*]}{t} \\ & > \lim_{t \rightarrow \infty} \frac{TX_l(t)[N_H P_{LH}^* + (N_L - 1)P_{LL}^*]}{t}. \end{aligned} \quad (25)$$

This is because a type H user's transaction generation rate is higher.

V. PERFORMANCE EVALUATIONS

In this section, we evaluate the performance of our proposed SWM mechanism (SWM) by comparing it with the existing

blockchain protocol (Existing). We study the impact of various system parameters on the social welfare, fee per byte payment, user payoff, and fairness on both schemes. We further analyze the impact of heterogeneity of miners' storage costs.

A. Social Welfare and Fee Per Byte

In this subsection, we study how user parameters (waiting cost factor and transaction recorded utility) affect on both schemes in terms of social welfare and fee per byte.

1) *Waiting cost factor*: The parameters are summarized as follows: we set the blockchain-related parameters based on Ethereum. The blockchain throughput is $\mu = 15$ and the number of miners are $M = 10^4$, which is based on the number of full nodes in Ethereum [6]. The average transaction size is $\bar{s} = 150$ bytes.¹⁵ Storage costs per byte are set based on the average price of SSD disk per byte, i.e., $C_s = 5 \times 10^{-10}$ (USD/byte).¹⁶ The No. type H and L users are $N_H = N_L = 194.5k$, where $N_H + N_L$ equals to the average daily active users of Ethereum in Oct. 2020 [30]. For users' parameters, we set type H and L users transaction recorded utilities as $R_H = 2R_L = 1.8 \times 10^{-3}$ and the waiting cost factor $\gamma = [10^{-5}, 10^{-3}]$. Under such a setting, the daily transactions of existing protocol is between 0.95 to 1.25 million, covering the range of daily transactions on Oct. 2020, which is 0.96 to 1.25 million.¹⁷

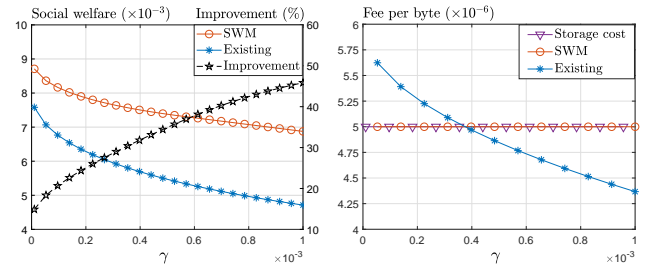
Fig. 5 illustrates the impact of the waiting cost factor γ in terms of the social welfare SW and the average fee per byte ρ_n^{NE} .

- Fig. 5(a): The social welfares of both schemes decrease in γ , due to the increased waiting time cost with the increasing waiting cost factor. Improvement in the figure is the SWM mechanism's social welfare improvement over the existing protocol, which increases in γ and the average improvement is 33.73%. The reason for such an improvement is that the SWM mechanism addresses the negative externality in the system. Each user needs to consider the waiting time cost imposes on others, which avoids overlong transaction waiting time. As the waiting time cost increases with γ , considering such negative externality brings more social welfare improvement.
- Fig. 5(b): The aggregated storage costs per byte (i.e. MC_s) are shown as storage cost in the figure. The fee per byte under the SWM mechanism can cover aggregated storage costs per byte, which satisfies the sufficient fee condition. However, the fee per byte in the existing protocol decreases in γ and sufficient fee condition does not hold when $\gamma \geq 3.76 \times 10^{-3}$. The reason for the insufficient fee is: as the waiting time cost increases with γ , users generate fewer transactions, weakening the fee competition.

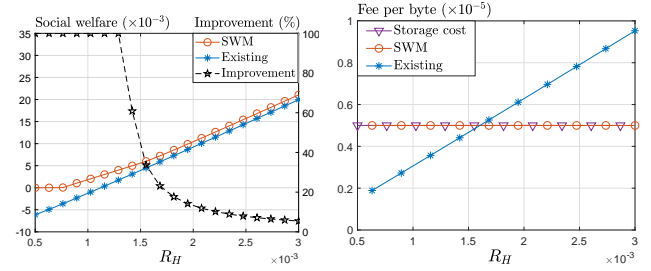
¹⁵<https://ethereum.stackexchange.com/questions/30175/what-is-the-size-of-a-simple-ethereum-transaction-versus-a-bitcoin-transaction>

¹⁶<https://www.amazon.com/ssd/s?k=ssd>

¹⁷<https://etherscan.io/chart/tx>



(a) Social welfare vs. waiting cost factor γ . (b) Users' average fee per byte vs. waiting cost factor γ .
Fig. 5: Impact of waiting cost factor γ on system performance.



(a) Social welfare vs. type H users' transaction recorded utility R_H . (b) Users' average fee per byte vs. type H users' transaction recorded utility R_H .
Fig. 6: Impact of type H users' transaction recorded utility R_H on system performance.

2) *Transaction recorded utility*: For users' parameters, we set type H and L users transaction recorded utility satisfy $R_H = 2R_L \in [5 \times 10^{-4}, 3 \times 10^{-3}]$ and the waiting cost factor $\gamma = 5 \times 10^{-5}$. The rest parameters are the same as Section V-A1.

Fig. 6 illustrates the type H user's transaction recorded utility R_H in terms of the social welfare SW and the average fee per byte ρ_n^{NE} .

- Fig. 6(a): The social welfares of both schemes increase in R_H , due to the increased utility from recorded transactions. Improvement in the figure is the SWM mechanism's social welfare improvement over the existing protocol decreases in γ and the average improvement is 45.68%. The reason for such a decrease in improvement is that as each user's utility from a transaction increases with R_H , users generate more transactions, hence intensifying the fee competition. The intense fee competition prevents users from generating too many transactions and causing excessive waiting time cost on others.
- Fig. 6(b): The SWM mechanism can always satisfy the sufficient fee condition. However, the fee per byte in the existing protocol increases in R_H , and sufficient fee condition only holds when $R_H \geq 1.6 \times 10^{-3}$. The reason for the fee per byte increase is that the increase of R_H intensifies the fee competition.

Based on Fig. 5 and 6, we have the following observation:

Observation 1. *The SWM mechanism improves social welfare*

significantly compared with the existing blockchain protocol while guarantees users pay sufficient fees.

Observation 1 demonstrates that the SWM mechanism dominates existing protocol in both social welfare and fees.

B. User Payoff and Fairness

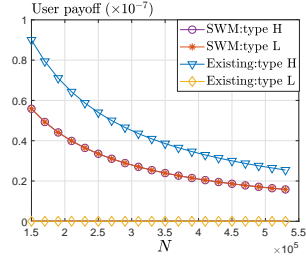


Fig. 7: Users' payoffs vs. No. users N .

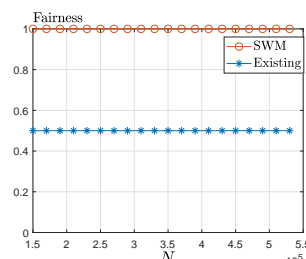


Fig. 8: Jain's fairness index vs. No. users N .

In this subsection, we analyze the impact of No. users N on user payoff and fairness. The range of No. users is set based on minimum and maximum of daily active users of Ethereum in 2020, i.e. $N \in [153k, 537k]$. Users parameters are set as $R_H = 2R_L = 1.8 \times 10^{-3}$, and $\gamma = 5 \times 10^{-5}$. The rest parameters are the same as Section V-A1.

In Fig. 7, we plot the type H and L users' payoffs under two schemes against No. users N . Users' payoffs decrease with N under both two schemes, due to the increased competition of system throughput. Compared with the existing protocol, the SWM mechanism achieves a lower type H user's payoff but a higher type L user's payoff since type H users compensate type L users by paying higher aggravated waiting time price.

In Fig. 8, we study the users' payoffs distribution by plotting Jain's fairness index [31] (defined as $(\sum_{n \in \mathcal{N}} u_n)^2 / (N \sum_{n \in \mathcal{N}} u_n^2)$) again N . We makes the following observation:

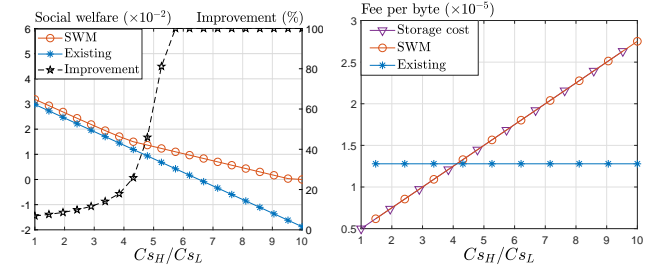
Observation 2. *The SWM mechanism achieves a higher fairness index than the existing protocol.*

Such an observation means the user payoff is more evenly distributed in SWM, due to the type H compensates the type L by paying higher aggravated waiting time price.

C. Impact of Heterogeneous Storage Costs

So far we have studied the blockchain mechanism design under homogeneous-storage-cost miners. However, miners' storage costs can be heterogeneous (e.g. Ethereum offers different data storage modes consuming different amount of storage), which will affect the performance of the mechanism. In this subsection, we study the impact of such heterogeneity on our SWM mechanism and the existing blockchain protocol.

We conduct the numerical analysis to analyze the impact of heterogeneous storage costs. According to the two storage modes in Ethereum, we consider half miners are high-storage-cost and the other half are low-storage-cost with storage costs per byte C_{s_H} and C_{s_L} , respectively. We analyze the storage costs ratio within the range $C_{s_H}/C_{s_L} \in [1, 10]$ based on



(a) Social welfare vs. storage costs (b) User's average fee per byte vs. storage costs ratio C_{s_H}/C_{s_L} .

Fig. 9: Impact of heterogeneity of storage costs.

the ratio of storage consumption of two Ethereum storage modes.¹⁸ Low storage costs per byte are set based on the price of SSD disk per byte, i.e., $C_{s_L} = 5 \times 10^{-10}$ (USD/byte).¹⁹ Users parameters are set as $R_H = 2R_L = 4 \times 10^{-3}$ and $\gamma = 5 \times 10^{-5}$. The rest of the parameters are the same as those in Section V-A1.

For the SWM mechanism, we need to reformulate its optimization problem (16) as storage costs are heterogeneous. We formulate the SWM problem as

$$\begin{aligned} \max \quad & sw(\rho_1, \rho_2, P_{HH}, P_{HL}, P_{LH}, P_{LL}) \\ \text{s.t.} \quad & \overline{\rho_n^{NE}} \geq \frac{M(C_{s_L} + C_{s_H})}{2}, \forall n, \lambda_{n1}^{NE} + \lambda_{n2}^{NE} > 0, \\ \text{var.} \quad & \rho_1 > \rho_2 \geq 0, P_{HH}, P_{HL}, P_{LH}, P_{LL}. \end{aligned} \quad (26)$$

The only difference between problem (26) and (16) is the constraint of sufficient fee condition, due to the difference of storage costs.

To simplify problem (26), we only consider the feasible region $\rho_1 > \rho_2 \geq \frac{M(C_{s_L} + C_{s_H})}{2}$, such that the constraint is always satisfied. Then we derive the equilibrium by iterating users' and miners' best responses until the convergence, where the details are given in [28].

In Fig. 9, we illustrate the impact of storage costs' heterogeneity on social welfare SW and the average fee per byte $\overline{\rho_n^{NE}}$.

- Fig. 9(a): The social welfares of both schemes decrease in C_{s_H}/C_{s_L} , due to the increased storage cost with the increasing storage costs ratio. Improvement in the figure is the SWM mechanism's social welfare improvement over the existing protocol increases in C_{s_H}/C_{s_L} and the average improvement is 61.49%. The reason for such an improvement is that the SWM mechanism addresses the negative externality in the system. Each miner does not record insufficient-fee transactions. As the storage costs increase with C_{s_H}/C_{s_L} , considering such negative externality brings more social welfare improvement.
- Fig. 9(b): The aggregated storage costs per byte (i.e. $\frac{M(C_{s_L} + C_{s_H})}{2}$) are shown as storage cost in the figure. The fee per byte under the SWM mechanism can

¹⁸Ethereum mainly offers full node synchronization mode and archival mode. On Jan. 2021, full node synchronization mode requires 610 GB of disk space while an archival node requires 6.0 TB.

¹⁹<https://www.amazon.com/ssd/s?k=ssd>

cover aggregated storage costs per byte, which satisfies the sufficient fee condition. However, the fee per byte in the existing protocol remains unchanged with C_{sH}/C_{sL} and sufficient fee condition does not hold when $C_{sH}/C_{sL} \geq 4.12$. The reason for the unchanged fee per byte is that despite half miners' storage costs increase with C_{sH}/C_{sL} , they bear the storage costs from the insufficient-fee transactions which low-storage-cost miners admit. Hence they are forced to also select those insufficient-fee transactions, otherwise they will bare the storage costs and get zero fee. Then users do not need to pay a higher fee per byte as C_{sH}/C_{sL} increases.

Based on Fig. 9, we have the following observation:

Observation 3. *The SWM mechanism can still outperform the existing protocol in both social welfare and fees even under heterogeneous-storage-cost miners.*

Observation 3 demonstrates the effectiveness of the SWM mechanism under heterogeneous-storage-cost miners.

VI. CONCLUSION

In this paper, we proposed a social welfare maximization mechanism to mitigate the blockchain storage sustainability issue. Specifically, we modeled the interaction among the protocol designer, users, and miners as a three-stage Stackelberg game, where users are heterogeneous in the utility of one transaction recorded in the blockchain. We derived the Nash equilibrium in closed-form. Moreover, we showed that our proposed mechanism can always achieve maximum social welfare and guarantee users who generate transactions pay sufficient transaction fees for storage costs. Surprisingly, we further found that for users who generate transactions at lower rates, they may pay higher waiting time price per transaction for the waiting time costs they impose on other users. Ethereum-based numerical results showed that our proposed mechanism dominates the existing protocol in both social welfare and fees, achieves a higher fairness index than the existing protocol, and performs well even under heterogeneous-storage-cost miners.

In future work, we will study a more practical incentive mechanism design problem where users and miners interact with each other repeatedly and miners can choose to join or leave the system at any time.

REFERENCES

- [1] "Launch an ethereum archive node now on quiknode," <https://medium.com/quiknode/welcoming-the-newest-member-of-the-quiknode-family-the-eth-archive-node-ac66201e0793>.
- [2] W. Wang, D. T. Hoang, P. Hu, Z. Xiong, D. Niyato, P. Wang, Y. Wen, and D. I. Kim, "A survey on consensus mechanisms and mining strategy management in blockchain networks," *IEEE Access*, vol. 7, pp. 22 328–22 370, 2019.
- [3] <https://etherscan.io/chartsync/chainarchive>.
- [4] S. Nakamoto, "Bitcoin: A peer-to-peer electronic cash system," <https://bitcoin.org/bitcoin.pdf>, 2008.
- [5] <https://studio.glassnode.com/compare?a=ETH&c=usd&e=&m=fees.VolumeSum&mAvg=0&mMedian=0&mScl=lin&miner=&resolution=1month&s=1440896401&sameAxis=true&u=1601510400&zoom=>
- [6] <https://www.ethernodes.org/>.
- [7] <https://thebitcoin.pub/t/ethereum-essentials-node-nuances/52785>.
- [8] W. Cai, Z. Wang, J. B. Ernst, Z. Hong, C. Feng, and V. C. Leung, "Decentralized applications: The blockchain-empowered software system," *IEEE Access*, vol. 6, pp. 53 019–53 033, 2018.
- [9] "Bitcoinwiki. weaknesses," <https://en.bitcoin.it/wiki/Weaknesses>.
- [10] G. Huberman, J. Leshno, and C. C. Moallemi, "Monopoly without a monopolist: An economic analysis of the bitcoin payment system," working paper, Columbia Business School, 2017.
- [11] D. Easley, M. O'Hara, and S. Basu, "From mining to markets: The evolution of bitcoin transaction fees," *Journal of Financial Economics*, 2019.
- [12] J. Li, Y. Yuan, S. Wang, and F.-Y. Wang, "Transaction queuing game in bitcoin blockchain," in *IEEE Intelligent Vehicles Symposium (IV)*, June 2018.
- [13] P. R. Rizun, "A transaction fee market exists without a block size limit," *Block Size Limit Debate Working Paper*, 2015.
- [14] R. Zhang and B. Preneel, "On the necessity of a prescribed block validity consensus: Analyzing bitcoin unlimited mining protocol," in *Proceedings of the 13th International Conference on emerging Networking Experiments and Technologies*, 2017, pp. 108–119.
- [15] Y. Jiao, P. Wang, D. Niyato, and K. Suankaewmanee, "Auction mechanisms in cloud/fog computing resource allocation for public blockchain networks," *IEEE Transactions on Parallel and Distributed Systems*, vol. 30, no. 9, pp. 1975–1989, 2019.
- [16] L. Yang, M. Li, H. Zhang, H. Ji, M. Xiao, and X. Li, "Distributed resource management for blockchain in fog-enabled iot networks," *IEEE Internet of Things Journal*, 2020.
- [17] Z. Xiong, Y. Zhang, D. Niyato, P. Wang, and Z. Han, "When mobile blockchain meets edge computing," *IEEE Communications Magazine*, vol. 56, no. 8, pp. 33–39, 2018.
- [18] C. Chen, J. Wu, H. Lin, W. Chen, and Z. Zheng, "A secure and efficient blockchain-based data trading approach for internet of vehicles," *IEEE Transactions on Vehicular Technology*, vol. 68, no. 9, pp. 9110–9121, 2019.
- [19] A. Narayanan, J. Bonneau, E. Felten, A. Miller, and S. Goldfeder, *Bitcoin and cryptocurrency technologies: a comprehensive introduction*. Princeton University Press, 2016.
- [20] <https://metamug.com/article/security/bitcoin-transaction-fee-satoshi-per-byte.html>.
- [21] I. Tsabary and I. Eyal, "The gap game," in *Proceedings of the 2018 ACM SIGSAC conference on Computer and Communications Security*, 2018, pp. 713–728.
- [22] Y. Jiao, P. Wang, D. Niyato, and K. Suankaewmanee, "Auction mechanisms in cloud/fog computing resource allocation for public blockchain networks," *IEEE Transactions on Parallel and Distributed Systems*, vol. 30, no. 9, pp. 1975–1989, 2019.
- [23] C. Chen, J. Wu, H. Lin, W. Chen, and Z. Zheng, "A secure and efficient blockchain-based data trading approach for internet of vehicles," *IEEE Transactions on Vehicular Technology*, vol. 68, no. 9, pp. 9110–9121, 2019.
- [24] "Top 50 gas spenders," <https://etherscan.io/gastracker#gassender>.
- [25] C. Decker and R. Wattenhofer, "Information propagation in the bitcoin network," in *IEEE P2P 2013 Proceedings*. IEEE, 2013, pp. 1–10.
- [26] R. Bowden, H. P. Keeler, A. E. Krzesinski, and P. G. Taylor, "Block arrivals in the bitcoin blockchain," *arXiv preprint arXiv:1801.07447*, 2018.
- [27] <https://www.iota.org/>.
- [28] "Online appendix," https://www.dropbox.com/s/otoi915dms9g6k6/Liuyunshu_OnlineAppendix.pdf?dl=0.
- [29] J. F. Shortle, J. M. Thompson, D. Gross, and C. M. Harris, *Fundamentals of queueing theory*. John Wiley & Sons, 2018, vol. 399.
- [30] <https://etherscan.io/chart/active-address>.
- [31] R. K. Jain, D.-M. W. Chiu, W. R. Hawe *et al.*, "A quantitative measure of fairness and discrimination," *Tech. Report DEC-TR-301, Eastern Research Lab*, 1984.