

A DATA AUGMENTATION METHOD BY MIXING UP NEGATIVE CANDIDATE ANSWERS FOR SOLVING RAVEN’S PROGRESSIVE MATRICES

Wentao He, Jialu Zhang, Chenglin Yao, Shihe Wang, Jianfeng Ren*, Ruibin Bai

The School of Computer Science, University of Nottingham Ningbo China

ABSTRACT

Raven’s Progressive Matrices (RPMs) are frequently-used in testing human’s visual reasoning ability. Recently developed RPM-like datasets and solution models transfer this kind of problems from cognitive science to computer science. In view of the poor generalization performance due to insufficient samples in RPM datasets, we propose a data augmentation strategy by image mix-up, which is generalizable to a variety of multiple-choice problems, especially for image-based RPM-like problems. By focusing on potential functionalities of negative candidate answers, the visual reasoning capability of the model is enhanced. By applying the proposed data augmentation method, we achieve significant and consistent improvement on various RPM-like datasets compared with the state-of-the-art models.

Index Terms— Raven’s Progressive Matrices, RAVEN, data augmentation, visual reasoning

1. INTRODUCTION

Visual recognition has been widely explored and deeply exploited [1–4]. To bridge the gap between visual-recognition and relational-reasoning, significant efforts are needed to develop visual reasoning strategies [5]. In computer vision community, data augmentation techniques have been proved effective for many deep learning problems, including the latest development in image classification [6, 7], object detection [8], and synthetic data generation [9, 10]. In this paper, we aim to improve the performance of visual reasoning system [11, 12] through data augmentation, especially for the problem of Raven’s Progressive Matrices (RPMs) [13, 14].

RPMs (see Fig. 1 for an example) are one of the frequently-used tests on human visual reasoning in cognitive science. As the RPM test assesses human’s visual reasoning ability using pictorial matrices containing visually simple patterns, it minimizes the impact of language barrier and culture bias [13]. An RPM problem is formed by a 3×3 pictorial matrix with

the last one left blank. The task is to identify the missing entry from 8 candidate answers.

Researchers have made considerable efforts to develop a system that attempts to automatically solve the RPM problem [11, 12, 15–18]. Santoro *et al.* [16] constructed the first RPM-like dataset named Procedurally Generated Matrices (PGM) and developed a reasoning algorithm named Wild Relation Network (WRen). Zhang *et al.* [15] developed another dataset called Relational and Analogical Visual Reasoning (RAVEN), which has more varieties on problem configurations (7 different problem settings). Later Zhang *et al.* [11] developed the CoPINet architecture under the principle of contrasting, which achieved the state-of-the-art performance on the RAVEN dataset. Very recently, Hu *et al.* [12] argued that RAVEN has a shortcut to solutions and developed an impartial I-RAVEN dataset and a solution algorithm named Stratified Rule-Aware Network (SRAN).

In RPM problems such as RAVEN, besides the correct answer, 7 incorrect answers often serve as the negative candidate answers to confuse humans. For machine learning algorithms, more negative candidate answers will result in an increasing number of training samples, which is beneficial to the model training process. More specifically, more negative candidate answers will confine the search space, and define the decision boundary more accurately. Thus, we develop a data augmentation algorithm by generating more negative candidate answers, train the models with more samples and consequently improve the model performance.

The commonly-used data augmentation approaches like image rotation, cropping and flipping have good performance on natural images [7]. However, these approaches are not suitable for RPM problems, as they only complicate the visual recognition process, but do not help the visual reasoning process. For example, rotation angle is an irrelevant attribute in RPM problems. In this paper, we conduct a gray-level pixel-wise morphological operation that convexly combines candidate answers, by mixing up the correct answer with negative candidates. New batches of synthetic training samples are hence generated using the original training set, and used to jointly train the models with the original training set. To the best of our knowledge, this is the first research attempt of introducing data augmentation in solving the RPM problems.

The main contributions of our work are summarized as

* Corresponding author (Jianfeng.Ren@nottingham.edu.cn).

This work was supported in part by the National Natural Science Foundation of China under Grant 72071116, and in part by the Ningbo Municipal Bureau Science and Technology under Grants 2019B10026 and 2017D10034.

follow: (1) We propose a data augmentation mechanism that is generalizable to multiple-choice problems like RPMs, by mixing up the negative candidate answers. (2) As a plug-and-play tool, the proposed method achieves significant and consistent improvement on benchmark datasets compared with the state-of-the-art approaches.

2. PROPOSED DATA AUGMENTATION BY IMAGE MORPHOLOGICAL MIX-UP

2.1. Problem Formulation

An example of RPM-like problem from RAVEN dataset is shown in Fig. 1. Given a 3×3 RPM-like question matrix with the last one missing $\mathbf{Q} = \{q_0, q_1, \dots, q_7\}$, the aim is to find the missing image \hat{a}_i from the candidate answer set $\mathbf{A} = \{a_0, a_1, \dots, a_7\}$.

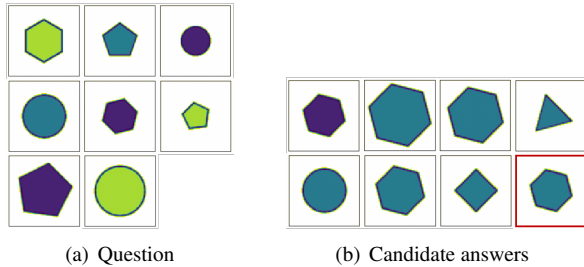


Fig. 1. An example of RAVEN dataset [15] with question panel (left) and candidate answer set (right). The original gray-scale images are shown in pseudo-colors for better visualization. The correct answer is marked in red.

We follow the formulation widely adopted in recently developed solution methods based on deep neural models [11, 12, 16], i.e., by training a customized model containing functional reasoning modules using sufficient labeled training data. The model is able to generalize on testing data with input \mathbf{Q} and each of candidates $a_i \in \mathbf{A}$, and outputs one predicted answer \hat{a}_i from candidates. The underlying principle for aforementioned algorithms is to make a selection from the candidate answers with maximum probability P given \mathbf{Q}, \mathbf{A} :

$$\hat{a}_i = \arg \max_{a_i \in \mathbf{A}} P(a_i | \mathbf{Q}, \mathbf{A}). \quad (1)$$

The probability of each candidate $P(a_i | \mathbf{Q}, \mathbf{A})$ is computed through the deep convolutional neural network. The model receives 8 grouped inputs combined using the question \mathbf{Q} and one candidates a_i from \mathbf{A} . In CoPINet [11], for instance, where the model is built upon the Perception Branch \mathcal{F} , the Contrast Module h , and Multi-layer Perceptron (MLP), the probability scores s for candidate answers are calculated as:

$$\begin{aligned} \forall a_i \in \mathbf{A} \quad s_i &= h(P(a_i | \mathbf{Q}, \mathbf{A})) \\ &= h(\text{MLP}(\mathcal{F}(\mathbf{Q} \cup a_i))). \end{aligned} \quad (2)$$

2.2. Proposed Gray-level Morphological Mix-Up Operation

The idea of mixing up images, which is counter-intuitive to data augmentation [19], has proven its effectiveness by a line of works [20–23]. Traditionally, the following operations [20] are applied on raw inputs x and one-hot labels y in training:

$$\begin{aligned} \tilde{x} &= \lambda x_i + (1 - \lambda)x_j, \\ \tilde{y} &= \lambda y_i + (1 - \lambda)y_j. \end{aligned} \quad (3)$$

In visualization, the parameter λ determines how two images x_i, x_j are mixed, and from human’s perspective if $\lambda \approx 0.5$ the two images are more likely to be displayed in balanced transparency. The mixed-up images may confuse humans when making decisions, as the generated synthetic images are visually messy and chaotic for human’s perception. However, it may help machine learning models to learn some hidden relationships in undiscovered search space, and consequently gain stable performance improvement.

The RPM-like problems are distinct from general image recognition tasks in several aspects, and hence it may not work well by directly applying the *mixup* defined in Eqn. (3). RPM-like problems consist of two parts: visual recognition and logic reasoning. The input images are formed up by visually simple patterns, with combinations of regular polygons in gray-scale intensity form. Visual recognition part is hence relatively simple and more emphasis should be put on logic reasoning. The image mix-up should help more in logic reasoning rather than its original objective in visual recognition. Finally, the visual attributes in RPM-like problems come from a finite set. Previous image *mixup* routine in Eqn. (3) may produce visual attributes such as intensity values outside the finite set.

To address these challenges, we propose a mix-up algorithm significantly different from previous ones, based on the concept of gray-level morphological operations. The proposed image mix-up method does not generate images with new visual attribute values outside the finite set, but mixes up the visual attributes of two images, without explicitly extracting the visual attributes. Formally, we define the following gray-level morphological operation for a pair of gray-scale images I_1 and I_2 of the size $n \times m$:

$$\mathcal{OR}(I_1, I_2) = \min_{i \in n, j \in m} \{I_1(i, j), I_2(i, j)\}. \quad (4)$$

Eqn. (4) can be interpreted as combining of two images onto one canvas. One example of the proposed image mix-up operation is shown in Fig. 2. We can see that no new visual attribute values (intensity values, shape variations, etc.) are generated during this process. The new images are generated by mixing up the visual attributes from two original images, but without explicitly extracting the visual attributes.

2.3. Proposed Data Augmentation by Image Mix-up

For data augmentation in RPM problems, we aim to increase the training samples by generating more negative candidate answers. Formally, given the training samples (\mathbf{Q}, \mathbf{A}) , where \mathbf{A} contains ground-truth a_{gt} and negative candidates \mathbf{A}_N : $\mathbf{A} = \{a_{gt}\} \cup \mathbf{A}_N$, the objective is to generate more negative candidate answers \mathbf{A}_N^* using the proposed gray-level morphological operation, i.e. $\mathcal{OR}(a_i, a_{gt})$:

$$\forall a_i \in \mathbf{A}_N, \quad a_i^* = \mathcal{OR}(a_i, a_{gt}) \in \mathbf{A}_N^*. \quad (5)$$

We mix up the negative candidate answers with ground-truths, so that new generated answers have partial information from the ground-truth answer. We build a set of extra training samples $(\mathbf{Q}, \mathbf{A}^*)$ in Fig. 2, where $\mathbf{A}^* = \{a_{gt}\} \cup \mathbf{A}_N^*$.

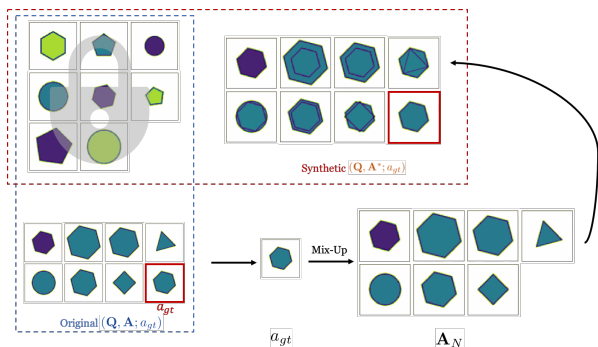


Fig. 2. An example of applying proposed mix-up operation to a_{gt} and \mathbf{A}_N on the training set. The new negative candidate answers \mathbf{A}_N^* used in training are generated by mixing up the ground-truth with original negative candidate answers.

The proposed data augmentation method generates extra synthetic training data by introducing the ground-truth information into negative candidate answers. Such a formulation allows the models to explore possible interpolation functions on the “blank space” that was not covered by the original training data. A visualization is provided in Fig. 3.

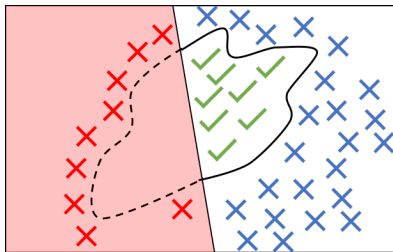


Fig. 3. Visualization of the effect of the proposed data augmentation method. With more training samples (red cross), a more precise decision boundary could be obtained. For simplicity, the search space is represented in 2-D.

The left pink area indicates “blank space” that original datasets (green and blue) cannot cover. By data augmenta-

tion, extra negative candidate answers (red cross) introduce extra decision support and a better estimation of the decision boundary of the model (dotted line). In addition, the proposed method generates negative candidate answers using the original finite set of visual attribute values without explicitly extracting the visual attributes, and the generated visual attribute values are still within the finite set. The proposed method hence does not significantly complicate the visual recognition problem, so that the trained network will focus more on logic reasoning, which is the core challenge of RPM problems.

3. EXPERIMENTAL RESULTS

We evaluate the proposed data augmentation method on two large benchmark datasets: RAVEN [15] and I-RAVEN [12]. We show that by utilizing the proposed data augmentation method, we achieve a significant and consistent performance improvement compared with state-of-the-art approaches.

3.1. Datasets Description

RAVEN [15] dataset has 70,000 samples. Each question contains 16 images, including a 3×3 image matrix with the last one missing, and 8 images of candidate answers. In RAVEN, given the first 8 images of the question, the objective is to deduce the reasoning rules from the first 8 images and choose the most suitable image from the 8 candidate answers as the correct one. The dataset consists of 7 problem configurations, and examples of these configurations are shown in Fig. 4. Readers may refer to [15] for more information on RAVEN.

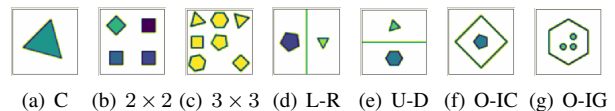


Fig. 4. 7 different configurations in RAVEN [15] dataset.

I-RAVEN [12] dataset is a variant of RAVEN. I-RAVEN was constructed due to the argument by Hu *et al.* that there exist defects in choice panels of the original RAVEN dataset, which leads to a shortcut to answer. They hence built a dataset with impartial candidate answers. The I-RAVEN shares the same settings and configurations with original RAVEN except the distinction in candidate answers.

3.2. Evaluation and Comparison

In our experiments, we compare the proposed data augmentation method with the state-of-the-art methods on both datasets, i.e., CoPINet [11] and SRAN [12], for RAVEN and I-RAVEN respectively. Both models were compared to a variety of other methods published on the most up-to-date conferences [15–17]. We train the two models with a combination of original and synthetic training data, where the

Methods	Published in	Acc	Center	2×2 Grid	3×3 Grid	L-R	U-D	O-IC	O-IG
WReN [16]	ICML(2018)	34.0%	58.4%	38.9%	37.7%	21.6%	19.7%	38.8%	22.6%
ResNet+DRT [15]	CVPR(2019)	59.6%	58.1%	46.5%	50.4%	65.8%	67.1%	69.1%	60.1%
LEN [17]	NIPS(2019)	72.9%	80.2%	57.5%	62.1%	73.5%	81.2%	84.4%	71.5%
CoPINet [11]	NIPS(2019)	91.4%	95.1%	77.5%	78.9%	99.1%	99.7%	98.5%	91.4%
Proposed CoPINet+OR		93.1%	98.1%	79.0%	83.5%	99.6%	99.6%	98.9%	93.1%

Table 1. The reasoning accuracy on RAVEN dataset. The results for other models are referred from [11].

Methods	Published in	Acc	Center	2×2 Grid	3×3 Grid	L-R	U-D	O-IC	O-IG
WReN [16]	ICML(2018)	23.8%	29.4%	26.8%	23.5%	21.9%	21.4%	22.5%	21.5%
ResNet+DRT [15]	CVPR(2019)	40.4%	46.5%	28.8%	27.3%	50.1%	49.8%	46.0%	34.2%
LEN [17]	NIPS(2019)	41.4%	56.4%	31.7%	29.7%	44.2%	44.2%	52.1%	31.7%
CoPINet [11]	NIPS(2019)	46.1%	54.4%	36.8%	31.9%	51.9%	52.5%	52.2%	42.8%
SRAN [12]	AAAI(2021)	60.8%	78.2%	50.1%	42.4%	70.1%	70.3%	68.2%	46.3%
Proposed SRAN+OR		73.0%	93.3%	55.6%	51.8%	82.8%	82.3%	88.1%	57.3%

Table 2. The reasoning accuracy on I-RAVEN dataset. The results for other models are referred from [12].

synthetic data are generated by the proposed data augmentation. Specifically, both datasets originally consist of 42,000 samples for training, 14,000 for validation, and 14,000 for test. With the proposed data augmentation method, we produce extra 42,000 synthetic samples, forming up to 84,000 training samples in total. Note that validation or testing data are not modified. We show that by doubling the training data, significant performance improvement on both models can be achieved. It is expected that with even more training samples, a further performance improvement can be achieved.

On the RAVEN dataset, Table 1 demonstrates an improvement of 1.7% on the mean accuracy by applying the proposed data augmentation method on top of the state-of-the-art model CoPINet [11], and consistent improvement can be witnessed on most of the problem configurations. Particularly, on Center, 2 × 2 Grid, 3 × 3 Grid configurations, more than 2.5% of performance improvement can be achieved compared with CoPINet. The proposed method also significantly outperforms other compared approaches on the RAVEN dataset.

On the I-RAVEN dataset, the proposed method is applied on top of the state-of-the-art model, SRAN [12]. Table 2 shows that the proposed data augmentation method results in a performance gain of 12.2% on the average performance accuracy. From the experimental results shown in Table 1 and 2, we can see that the proposed method could consistently and significantly boost the performance of the state-of-the-art approaches on both datasets.

3.3. The Impact of Image Size

The results reported in [12] are based on the images of size 224 × 224, but other models [11, 15–17] are evaluated on the images of size 80 × 80. Therefore, we conduct a series of

experimental studies on the I-RAVEN dataset with images of these two different sizes. We also evaluate the performance of CoPINet model on I-RAVEN dataset with image size of 224. The mean accuracy arises from 46.1% to 50.7%, which shows the positive effect of a larger image size, and that SRAN (60.8%) outperforms CoPINet on I-RAVEN by 10.1%. By utilizing the proposed dataset augmentation method, the accuracy is further boosted to 61.8% and 73.0% on the I-RAVEN dataset with image size of 80 × 80 and 224 × 224, respectively. All the experimental results demonstrate the effectiveness of the proposed data augmentation method.

Methods	80 × 80	224 × 224
CoPINet	46.1%	50.7%
SRAN	46.8%	60.8%
Proposed SRAN+OR	61.8%	73.0%

Table 3. Comparison for different input sizes on I-RAVEN.

4. CONCLUSION

In this paper, we propose a data augmentation method for RPM problems by generating more negative candidate answers through image mix-up using gray-level morphological operations. The proposed approach is systematically evaluated on benchmark datasets and outperforms the state-of-the-art models. It can serve as a plug-and-play tool to existing solution models and receive consistent improvement on accuracy. Additionally, the proposed data augmentation method is expected to be widely beneficial in various multiple-choice problems. In future, we will explore the feasibility of applying the proposed approach on other problems.

5. REFERENCES

- [1] Shaoqing Ren, Kaiming He, Ross Girshick, and Jian Sun, “Faster r-cnn: Towards real-time object detection with region proposal networks,” in *Advances in neural information processing systems*, 2015, pp. 91–99.
- [2] Kaiming He, Xiangyu Zhang, Shaoqing Ren, and Jian Sun, “Deep residual learning for image recognition,” in *Proceedings of the IEEE conference on computer vision and pattern recognition*, 2016, pp. 770–778.
- [3] Joseph Redmon, Santosh Divvala, Ross Girshick, and Ali Farhadi, “You only look once: Unified, real-time object detection,” in *Proceedings of the IEEE conference on computer vision and pattern recognition*, 2016, pp. 779–788.
- [4] Vijay Badrinarayanan, Alex Kendall, and Roberto Cipolla, “Segnet: A deep convolutional encoder-decoder architecture for image segmentation,” *IEEE transactions on pattern analysis and machine intelligence*, vol. 39, no. 12, pp. 2481–2495, 2017.
- [5] Rowan Zellers, Yonatan Bisk, Ali Farhadi, and Yejin Choi, “From recognition to cognition: Visual commonsense reasoning,” in *Proceedings of the IEEE Conference on Computer Vision and Pattern Recognition*, 2019, pp. 6720–6731.
- [6] Agnieszka Mikolajczyk and Michał Grochowski, “Data augmentation for improving deep learning in image classification problem,” in *2018 international interdisciplinary PhD workshop*. IEEE, 2018, pp. 117–122.
- [7] Kailai Zhang, Zheng Cao, and Ji Wu, “Circular shift: An effective data augmentation method for convolutional neural network on image classification,” in *2020 IEEE International Conference on Image Processing (ICIP)*, 2020, pp. 1676–1680.
- [8] Zhun Zhong, Liang Zheng, Guoliang Kang, Shaozi Li, and Yi Yang, “Random erasing data augmentation,” in *AAAI*, 2020, pp. 13001–13008.
- [9] Leon A Gatys, Alexander S Ecker, and Matthias Bethge, “A neural algorithm of artistic style,” *arXiv preprint arXiv:1508.06576*, 2015.
- [10] Jun-Yan Zhu, Taesung Park, Phillip Isola, and Alexei A Efros, “Unpaired image-to-image translation using cycle-consistent adversarial networks,” in *Proceedings of the IEEE international conference on computer vision*, 2017, pp. 2223–2232.
- [11] Chi Zhang, Baoxiong Jia, Feng Gao, Yixin Zhu, Hongjing Lu, and Song-Chun Zhu, “Learning perceptual inference by contrasting,” in *Advances in Neural Information Processing Systems*, 2019, pp. 1075–1087.
- [12] Sheng Hu, Yuqing Ma, Xianglong Liu, Yanlu Wei, and Shihao Bai, “Stratified rule-aware network for abstract visual reasoning,” in *AAAI*, 2021.
- [13] John C Raven and JH Court, *Raven’s progressive matrices*, Western Psychological Services Los Angeles, CA, 1938.
- [14] Warren B Bilker, John A Hansen, Colleen M Brensinger, Jan Richard, Raquel E Gur, and Ruben C Gur, “Development of abbreviated nine-item forms of the raven’s standard progressive matrices test,” *Assessment*, vol. 19, no. 3, pp. 354–369, 2012.
- [15] Chi Zhang, Feng Gao, Baoxiong Jia, Yixin Zhu, and Song-Chun Zhu, “Raven: A dataset for relational and analogical visual reasoning,” in *Proceedings of the IEEE Conference on Computer Vision and Pattern Recognition*, 2019, pp. 5317–5327.
- [16] Adam Santoro, Felix Hill, David Barrett, Ari Morcos, and Timothy Lillicrap, “Measuring abstract reasoning in neural networks,” in *International Conference on Machine Learning*, 2018, pp. 4477–4486.
- [17] Kecheng Zheng, Zheng-Jun Zha, and Wei Wei, “Abstract reasoning with distracting features,” in *Advances in Neural Information Processing Systems*, 2019, pp. 5842–5853.
- [18] Youngsung Kim, Jinwoo Shin, Eunho Yang, and Sung Ju Hwang, “Few-shot visual reasoning with meta-analogical contrastive learning,” *Advances in Neural Information Processing Systems*, pp. 16857–16867, 2020.
- [19] Connor Shorten and Taghi M Khoshgoftaar, “A survey on image data augmentation for deep learning,” *Journal of Big Data*, vol. 6, no. 1, pp. 60, 2019.
- [20] Hongyi Zhang, Moustapha Cisse, Yann N. Dauphin, and David Lopez-Paz, “mixup: Beyond empirical risk minimization,” in *International Conference on Learning Representations*, 2018.
- [21] Hiroshi Inoue, “Data augmentation by pairing samples for images classification,” *arXiv preprint arXiv:1801.02929*, 2018.
- [22] Cecilia Summers and Michael J Dinneen, “Improved mixed-example data augmentation,” in *2019 IEEE Winter Conference on Applications of Computer Vision (WACV)*. IEEE, 2019, pp. 1262–1270.
- [23] Daojun Liang, Feng Yang, Tian Zhang, and Peter Yang, “Understanding mixup training methods,” *IEEE Access*, vol. 6, pp. 58774–58783, 2018.