

Discovery of the propargyl radical (CH₂CCH) in TMC-1: one of the most abundant radicals ever found and a key species for cyclization to benzene in cold dark clouds^{*}

M. Agúndez¹, C. Cabezas¹, B. Tercero^{2,3}, N. Marcelino¹, J. D. Gallego³, P. de Vicente³, and J. Cernicharo¹

¹ Instituto de Física Fundamental, CSIC, Calle Serrano 123, E-28006 Madrid, Spain

e-mail: marcelino.agundez@csic.es, jose.cernicharo@csic.es

² Observatorio Astronómico Nacional, IGN, Calle Alfonso XII 3, E-28014 Madrid, Spain

³ Observatorio de Yebes, IGN, Cerro de la Palera s/n, E-19141 Yebes, Guadalajara, Spain

Received; accepted

ABSTRACT

We present the first identification in interstellar space of the propargyl radical (CH₂CCH). This species was observed in the cold dark cloud TMC-1 using the Yebes 40m telescope. The six strongest hyperfine components of the 2_{0,2}-1_{0,1} rotational transition, lying at 37.46 GHz, were detected with signal-to-noise ratios in the range 4.6-12.3σ. We derive a column density of 8.7 × 10¹³ cm⁻² for CH₂CCH, which translates to a fractional abundance relative to H₂ of 8.7 × 10⁻⁹. This radical has a similar abundance to methyl acetylene, with an abundance ratio CH₂CCH/CH₃CCH close to one. The propargyl radical is thus one of the most abundant radicals detected in TMC-1, and it is probably the most abundant organic radical with a certain chemical complexity ever found in a cold dark cloud. We constructed a gas-phase chemical model and find calculated abundances that agree with, or fall two orders of magnitude below, the observed value depending on the poorly constrained low-temperature reactivity of CH₂CCH with neutral atoms. According to the chemical model, the propargyl radical is essentially formed by the C + C₂H₄ reaction and by the dissociative recombination of C₃H_n⁺ ions with n = 4-6. The propargyl radical is believed to control the synthesis of the first aromatic ring in combustion processes, and it probably plays a key role in the synthesis of large organic molecules and cyclization processes to benzene in cold dark clouds.

Key words. astrochemistry – line: identification – molecular processes – ISM: molecules – radio lines: ISM

1. Introduction

Cold dark clouds like TMC-1 have revealed as extraordinary chemical laboratories, able to synthesize in situ a great variety of molecules. Most detected species are neutral. Some cations have been detected, mostly protonated forms of closed-shell abundant molecules (e.g., Agúndez et al. 2015b; Marcelino et al. 2020; Cernicharo et al. 2020c, 2021a,b), and a few hydrocarbon and nitrile anions have been also observed (e.g., Cernicharo et al. 2020a), but the vast majority of species detected are electrically neutral. In general, molecular ions are observed with low abundances, below 10⁻¹⁰ relative to H₂, due to their high reactivity.

A large fraction of the neutral species observed in cold dark clouds, and the most abundant ones, are closed-shell molecules. Among them, the long known unsaturated carbon chains stand out as the most prevalent type of molecules (Agúndez & Wakelam 2013). However, in recent times it has been found that cold dark clouds contain also a variety of organic molecules of increasing complexity, going from the nearly saturated propylene (Marcelino et al. 2007), various isomers of the partially saturated molecules C₄H₄, C₅H₄, C₄H₃N, and C₅H₃N (Cernicharo et al. 2021c,d; Marcelino et al. 2021; McGuire et al. 2020; Lee et al. 2021), the five-membered ring C₅H₅CN (McCarthy et al. 2020), and the aromatic ring C₆H₅CN (McGuire et al. 2018; Burkhardt

et al. 2021). These detections reveal that there are chemical processes not yet well characterized that are able to synthesize large complex organic molecules under very cold conditions.

About two thirds of the neutral species detected in these cold environments are open-shell radicals. With the exception of a few small radicals like OH, CH, C₂H, C₄H, and NO, observed radicals have low abundances because, as ions, they are highly reactive species (see, e.g., Agúndez & Wakelam 2013). In addition, they tend to suffer from spectral dilution due to line splitting resulting from the coupling of the electron spin with the rotation, and also often with the spin of nuclei. These facts complicate the detection of radicals in cold clouds. Recent examples of detections of radicals are HCCO, HCS, and NCO (Agúndez et al. 2015a, 2018; Marcelino et al. 2018). However, the chemical routes to form molecules of increasing complexity are made of reactions involving reactive species like radicals and ions. Detecting them is therefore of paramount importance to unveil the synthetic pathways postulated by chemical models. Here we report the detection of the propargyl radical (CH₂CCH) in TMC-1. This species is one of the most abundant radicals ever found in cold dark clouds, and it is a potential key intermediate in the formation of complex organic molecules like aromatic rings.

2. Observations

The propargyl radical (CH₂CCH) is an asymmetric rotor, with a planar geometry, C_{2v} symmetry, and a ground electronic state ²B₁. Calculations indicate that this radical has a very small

^{*} Based on observations carried out with the Yebes 40m telescope (projects 19A003, 20A014, and 20D023). The 40m radiotelescope at Yebes Observatory is operated by the Spanish Geographic Institute (IGN, Ministerio de Transportes, Movilidad y Agenda Urbana).

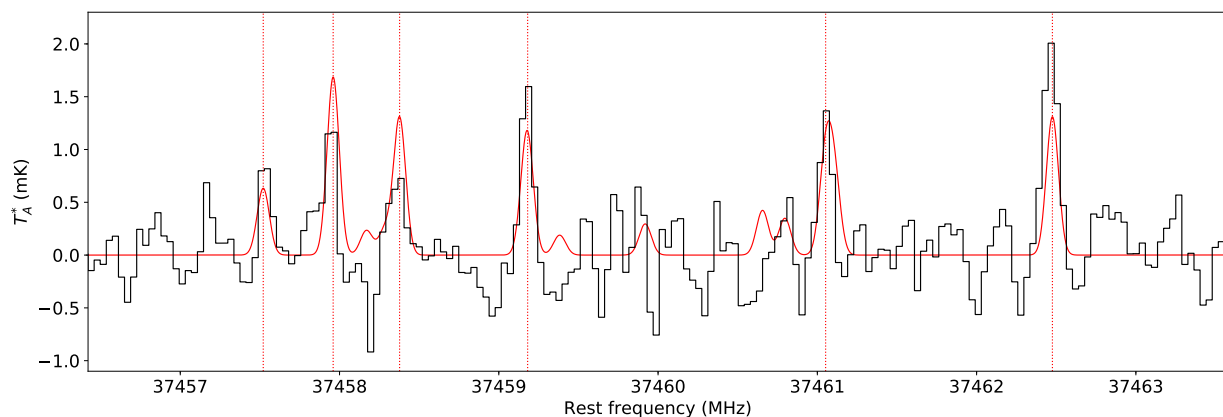


Fig. 1. Spectrum of TMC-1 taken with the Yebes 40m telescope around 37.46 GHz (black histogram). The frequencies of the six most intense hyperfine components of the $2_{0,2}-1_{0,1}$ transition of ortho CH_2CCH are indicated by red dotted vertical lines. Transition quantum numbers, frequencies, and derived line parameters are given in Table 1. The synthetic spectrum (red line) was computed for a column density of ortho CH_2CCH of $6.5 \times 10^{13} \text{ cm}^{-2}$, a rotational temperature of 10 K, an emission size of $40''$ of radius, and a linewidth of 0.72 km s^{-1} (see text).

electric dipole moment, 0.14 D according to Botschwina et al. (1995) and 0.115 D according to Woon & Herbst (2009), something that was confirmed experimentally by measuring it to be 0.150 D (Küpfer et al. 2002). In spite of this small dipole moment, Tanaka et al. (1997) were able to measure in the laboratory the fine and hyperfine structure of various rotational transitions lying at 18.7 GHz and in the 37–38 GHz range, with frequency uncertainties of a few kHz.

Based on their laboratory measurements, Tanaka et al. (1997) searched for the $2_{0,2}-1_{0,1}$ transition of CH_2CCH , lying at 37.46 GHz, toward TMC-1 using the Nobeyama 45m telescope. They did not detect the radical after an integration time of 6 h in which they reached a noise level of 12 mK per 37 kHz channel. Our line survey of TMC-1 carried out with Yebes 40m telescope has a much higher sensitivity, with a T_A^* rms noise level of 0.30 mK per 38.15 kHz channel in the region around 37.46 GHz, which has enabled a robust detection of the propargyl radical.

The data in which the detection of CH_2CCH is based is part of a line survey of TMC-1 in the Q band carried out with the Yebes 40m telescope. We used the cryogenic receiver for the Q band, built within the Nanocosmos project¹, which covers the 31.0–50.4 GHz frequency range with horizontal and vertical polarizations. Receiver temperatures vary from 17 K at 32 GHz to 25 K at 50 GHz. The spectrometers are FFTS, which cover a bandwidth of 8×2.5 GHz in each polarization with a spectral resolution of 38.15 kHz. The system is described in detail by Tercero et al. (2021). The line survey was carried out during various observing sessions and several results have been already published. Results like the detection of the negative ions C_3N^- and C_5N^- (Cernicharo et al. 2020a), the discoveries of HC_4NC (Cernicharo et al. 2020b), HC_3O^+ (Cernicharo et al. 2020c), and HC_5NH^+ (Marcelino et al. 2020) were based on the data taken during November 2019 and February 2020. An additional observing run was carried out in October 2020, which allowed to improve the sensitivity and resulted in the detection of HDCCN (Cabezas et al. 2021), HC_3S^+ (Cernicharo et al. 2021a), and CH_3CO^+ (Cernicharo et al. 2021b), and the observational study of $\text{C}_4\text{H}_3\text{N}$ isomers (Marcelino et al. 2021). A final observing run was performed in December 2020 and January 2021, resulting in the discovery of CH_2CHCCH (Cernicharo et al. 2021c) and CH_2CCHCCH (Cernicharo et al. 2021d). All observations were carried out using the frequency switching technique, with a fre-

quency throw of 10 MHz during the two first observing runs and 8 MHz in the later ones. The intensity scale, the antenna temperature T_A^* , was calibrated using two absorbers at different temperatures and the atmospheric transmission model ATM (Cernicharo 1985; Pardo et al. 2001). The uncertainty in T_A^* is estimated to be around 10%. To convert to main beam brightness temperature (T_{mb}) one has to divide T_A^* by $B_{\text{eff}}/F_{\text{eff}}$. The parameters of the Yebes 40m antenna² at the frequency of interest here, 37.46 GHz, are $B_{\text{eff}} = 0.56$ and $F_{\text{eff}} = 0.97$, while the half power beam width (HPBW) is $47.8''$. All data have been reduced with the program CLASS of the GILDAS software package³.

3. Results

The spectrum of TMC-1 at 37.46 GHz has a T_A^* rms noise level of 0.30 mK and show various emission lines which can be assigned to the six strongest hyperfine components of the $2_{0,2}-1_{0,1}$ transition of ortho CH_2CCH (see Fig. 1). The energy levels, transition frequencies, and line strengths of CH_2CCH were taken from the Cologne Database for Molecular Spectroscopy (CDMS; Müller et al. 2005)⁴, which is based on a fit to the laboratory frequencies measured by Tanaka et al. (1997), and is implemented in MADEX (Cernicharo 2012). We considered separately the ortho and para species and adopted a dipole moment of 0.150 D, as measured by Küpfer et al. (2002).

The six observed lines are precisely centered at the calculated frequencies from the CDMS, adopting a systemic velocity of 5.83 km s^{-1} for TMC-1 (Cernicharo et al. 2020b). The values of V_{LSR} derived are very close to this value (see Table 1), with deviations in frequency of 32 kHz for one line and < 20 kHz for the rest, which is within the uncertainty given by the spectral resolution of 38.15 kHz and the error in the Gaussian fit. The six lines are also detected at a significant level, between 4.6σ and 12.3σ (see Table 1). We therefore consider that the detection of CH_2CCH in TMC-1 is robust.

To further support the detection of the propargyl radical in TMC-1 we calculated a synthetic spectrum. The observed lines have similar upper level energies and thus it is not possible to derive a rotational temperature. Nevertheless, given the low dipole moment of CH_2CCH (0.150 D), which results in low critical

² http://rt40m.oan.es/rt40m_en.php

³ <http://www.iram.fr/IRAMFR/GILDAS>

⁴ <https://cdms.astro.uni-koeln.de/>

¹ <https://nanocosmos.iff.csic.es>

Table 1. Observed line parameters of CH₂CCH in TMC-1.

Transition ^a	ν_{calc}^b (MHz)	A_{ul}^c (s ⁻¹)	T_A^* peak (mK)	$\Delta\nu^d$ (km s ⁻¹)	V_{LSR} (km s ⁻¹)	$\int T_A^* d\nu$ (mK km s ⁻¹)	SNR ^e (σ)
2 _{0,2} -1 _{0,1} $J = 3/2-1/2$ $F_1 = 2-1$ $F = 2-1$	37457.521	3.72×10^{-9}	0.96 ± 0.30	0.61 ± 0.26	5.57 ± 0.13	0.62 ± 0.24	4.8
2 _{0,2} -1 _{0,1} $J = 5/2-3/2$ $F_1 = 3-2$ $F = 4-3$	37457.960	5.51×10^{-9}	1.32 ± 0.30	0.66 ± 0.22	5.84 ± 0.09	0.93 ± 0.24	6.9
2 _{0,2} -1 _{0,1} $J = 5/2-3/2$ $F_1 = 2-1$ $F = 3-2$	37458.377	5.45×10^{-9}	0.75 ± 0.30	0.89 ± 0.43	5.80 ± 0.23	0.71 ± 0.34	4.6
2 _{0,2} -1 _{0,1} $J = 5/2-3/2$ $F_1 = 3-2$ $F = 3-2$	37459.181	3.71×10^{-9}	1.73 ± 0.30	0.64 ± 0.12	5.72 ± 0.06	1.17 ± 0.21	8.8
2 _{0,2} -1 _{0,1} $J = 5/2-3/2$ $F_1 = 2-1$ $F = 2-1$	37461.052	5.45×10^{-9}	1.39 ± 0.30	0.68 ± 0.15	5.68 ± 0.07	1.01 ± 0.20	7.3
2 _{0,2} -1 _{0,1} $J = 3/2-1/2$ $F_1 = 2-1$ $F = 3-2$	37462.476	5.50×10^{-9}	2.07 ± 0.30	0.86 ± 0.10	5.78 ± 0.05	1.90 ± 0.20	12.3

The line parameters T_A^* peak, $\Delta\nu$, V_{LSR} , and $\int T_A^* d\nu$ and the associated errors are derived from a Gaussian fit to each line profile. ^a Quantum numbers from the coupling scheme of Tanaka et al. (1997). ^b Calculated frequencies ν_{calc} from the CDMS entry. ^c A_{ul} is the Einstein coefficient of spontaneous emission. ^d $\Delta\nu$ is the full width at half maximum (FWHM). ^e Signal-to-noise ratio is computed for a spectral resolution equal to the linewidth. That is, $\text{SNR} = [S]/[N]$, where the signal is evaluated from the line area as $[S] = [\int T_A^* d\nu / \Delta\nu]$, while the noise is evaluated as $[N] = [\text{rms} \times \sqrt{\delta\nu / (\Delta\nu \times \nu_{\text{calc}} / c)}]$, where we used the inverse square-root dependence of noise on spectral resolution, as given by the radiometer equation. In the expressions of $[S]$ and $[N]$, rms is 0.30 mK, $\delta\nu$ is the spectral resolution (0.03815 MHz), c is the speed of light in km s⁻¹, and the rest of parameters are given in the table with the appropriate units.

densities (probably as low as a few 10² cm⁻³), we can safely assume that rotational levels are thermalized and the rotational temperature is equal to the kinetic temperature of ~ 10 K (Fehér et al. 2016). To compute the synthetic spectrum we adopted a full width at half maximum (FWHM) of 0.72 km s⁻¹, which is the arithmetic mean of the values derived from the six observed lines (see Table 1), and assumed that the emission from CH₂CCH is distributed in the sky as a circle with a radius of 40'', as observed for various hydrocarbons in TMC-1 (Fossé et al. 2001). The observed intensities are reproduced with a column density of ortho CH₂CCH of 6.5×10^{13} cm⁻². As shown in Fig. 1, the computed relative and absolute intensities of the six hyperfine components agree well with the observed ones. It is also seen that weaker components are not detected because the calculated intensities are within the noise of the spectrum. That is, there are no missing hyperfine components of the 2_{0,2}-1_{0,1} transition.

There are two rotational transitions of para CH₂CCH covered by our Q band line survey of TMC-1, the 2_{1,2}-1_{1,1} and the 2_{1,1}-1_{1,0}, lying a 37.2 GHz and 37.8 GHz, respectively. The ground state of the para species is located 14.3 K above the ground state of the ortho species. Treating ortho and para as separate species and assuming an ortho-to-para ratio equal to the statistical value of 3, the most intense component of these two transitions is calculated with $T_A^* = 0.5$ mK, which is within the noise in these spectral regions. A deeper integration that reduces the noise level should allow to detect these lines. Therefore, the non detection of these two transitions of para CH₂CCH is consistent with the detection of the transition of ortho CH₂CCH shown in Fig. 1. Assuming an ortho-to-para ratio of 3, the column density derived for CH₂CCH (including ortho and para species) in TMC-1 is 8.7×10^{13} cm⁻². Adopting a column density of H₂ of 10²² cm⁻² (Cernicharo & Guélin 1987), the fractional abundance of CH₂CCH relative to H₂ is 8.7×10^{-9} .

4. Discussion

It is remarkable that the propargyl radical is one of the most abundant radicals ever found in TMC-1. Only a few simple radicals like OH, CH, C₄H, and NO have been detected with abundances above that derived for CH₂CCH (see, e.g., Agúndez & Wakelam 2013). Moreover, CH₂CCH has an abundance similar to its closed-shell counterpart CH₃CCH, which has a column density of (1.1-1.3) × 10¹⁴ cm⁻² (Gratier et al. 2016; Cabezas et al. 2021). Therefore, the abundance ratio CH₂CCH/CH₃CCH is close to one. This fact is unusual since in TMC-1, in particular,

and in cold dark clouds, in general, a radical resulting from removing one hydrogen atom from a closed-shell molecule is usually less abundant than the corresponding closed-shell molecule. The only other example of a radical being more abundant than the corresponding closed-shell molecule is the cyanomethyl radical, in which case the abundance ratio CH₂CN/CH₃CN in TMC-1 is in the range 3-9 (Gratier et al. 2016; Cabezas et al. 2021). The large abundance of CH₂CCH and the fact that it is as abundant as, but more reactive than, CH₃CCH makes this radical a very interesting intermediate in the build up of chemical complexity in cold dark clouds like TMC-1.

To get insight into the chemical implications of the detection of the propargyl radical in TMC-1 we carried out chemical model calculations. We are interested in various aspects: whether the high abundance derived for CH₂CCH can be accounted for by a gas-phase chemical model, which are the main formation and destruction pathways of CH₂CCH, and which kind of chemical routes are opened by the presence of this abundant radical. We adopt typical parameters of cold dark clouds, i.e., a gas kinetic temperature of 10 K, a volume density of H₂ of 2×10^4 cm⁻³, a visual extinction of 30 mag, a cosmic-ray ionization rate of H₂ of 1.3×10^{-17} s⁻¹, and the set of "low-metal" elemental abundances (see, e.g., Agúndez & Wakelam 2013). We use the gas-phase chemical network RATE12 from the UMIST database (McElroy et al. 2013), where we have revised the reactions involved in the formation and destruction of CH₂CCH and the related molecules CH₃CCH and CH₂CCH₂ (see Table A.1).

The abundance calculated for the propargyl radical is shown in Fig. 2, together with those of methyl acetylene and allene. It is seen that the calculated abundances of CH₃CCH and CH₂CCH₂ are very similar at any time, which points to allene being as abundant as methyl acetylene in cold dark clouds. Moreover, the peak abundance of CH₃CCH is close to the observed value. In the case of the radical CH₂CCH, the calculated abundance lies well below the observed value and the CH₂CCH/CH₃CCH abundance ratio falls well below one, in contrast with observations. To better understand the behavior of the calculated abundances it is useful to examine which are the main formation and destruction processes of each species in the chemical model. The propargyl radical is mostly formed through the neutral-neutral reaction



which has been measured to be rapid down to 15 K (Chastaing et al. 1999) and yields propargyl radical as main product, as indicated by extensive experimental and theoretical evidence (Kaiser

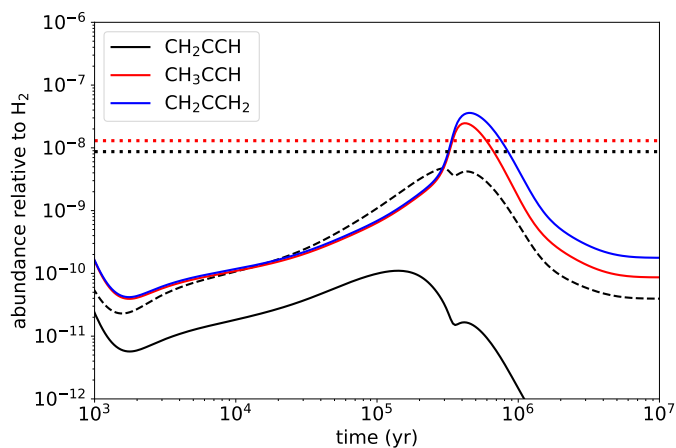


Fig. 2. Calculated fractional abundances of CH_2CCH and related molecules as a function of time. The black dashed line corresponds to the calculated abundance of CH_2CCH when the reactions of this radical with O and N atoms are removed. The abundances observed in TMC-1 are indicated by dotted horizontal lines.

et al. 1996; Bergeat & Loison 2001; Geppert et al. 2003; Chin et al. 2012; Mandal et al. 2018). A second formation pathway, which is also the main route to the two C_3H_4 isomers, is provided by the dissociative recombination of C_3H_n^+ ions with electrons



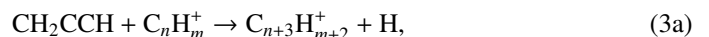
with $n = 4-7$, since ions with $n > 7$ are not included in the chemical network. Information on the product branching ratios is available to different degrees of detail for the dissociative recombination of the different ions C_3H_n^+ (Angelova et al. 2004; Geppert et al. 2004; Ehlerding et al. 2003; Larsson et al. 2005). For example, it is known that the CH_2CCH radical is the main product in the dissociative recombination of C_3H_4^+ (Geppert et al. 2004), while it is not formed at all during the dissociative recombination of C_3H_7^+ (Ehlerding et al. 2003; Larsson et al. 2005). Thus, the ions C_3H_n^+ with $n = 4-6$ contribute to the formation of CH_2CCH , while the closed-shell hydrocarbons CH_3CCH and CH_2CCH_2 are essentially formed upon dissociative recombination of C_3H_n^+ ions with $n = 5-7$ (Ehlerding et al. 2003; Angelova et al. 2004; Larsson et al. 2005). The synthesis of the ions C_3H_n^+ occurs through a series of reactions involving cations (see, e.g., Herbst & Leung 1989).

Reactions with neutral atoms are the main destruction process for the propargyl radical and the closed-shell molecules methyl acetylene and allene. There is experimental evidence that C atoms react fast with CH_3CCH and CH_2CCH_2 (Loison & Bergeat 2004), although these hydrocarbons do not react rapidly with either O or N atoms at low temperatures due to the presence of activation barriers (Adusei et al. 1996; Michael & Lee 1977). Information on the reactivity of CH_2CCH with neutral atoms is more limited. The propargyl radical reacts fast with O atoms at room and high temperature (Slagle et al. 1991), although it is not known whether this behavior is maintained at very low temperatures. The radical is also thought to react fast with C and N atoms (Smith et al. 2004; Loison et al. 2017), although there is no experimental or theoretical evidence. The reaction between CH_2CCH and H atoms has an activation barrier to produce any of the C_3H_2 isomers (Miller & Klippenstein 2003), and we assume that this reaction does not occur at 10 K. Reactions with O and N atoms are one of the main destruction channels of CH_2CCH in the chemical model and the main cause of the low calculated

abundance of this radical. If we assume that, as the C_3H_4 isomers, the propargyl radical does not react with O and N atoms, then the calculated abundance of CH_2CCH experiences an important enhancement, approaching those of the C_3H_4 isomers and becoming closer to the observed value (see black dashed line in Fig. 2). A study of the reactions of CH_2CCH with O and N atoms at low temperatures would certainly shed light on the chemistry of this important radical. If these reactions are found to be rapid at low temperatures, then a powerful formation mechanism of propargyl, in addition to reactions (1) and (2), would be needed to explain the high abundance of CH_2CCH observed in TMC-1. Alternatively, the gas-phase abundance of O atoms in TMC-1 could be lower than given by the chemical model if oxygen is significantly depleted on grains. If the C/O gas-phase elemental ratio is assumed to be above one, then the calculated abundance of propargyl increases up to the observed value. However, the abundances of other C-bearing molecules increase also, in many cases well above the observed values (see, e.g., Agúndez & Wakelam 2013).

Reactions involving CH_2CCH can be an important source of organic molecules of a certain chemical complexity, including aromatic rings, under cold conditions. As a matter of fact, CH_2CCH is one of the most abundant radicals found in TMC-1 and, given its radical nature, it is expected to show an enhanced reactivity compared to closed-shell molecules. On the other hand, CH_2CCH is a resonance-stabilized radical because it has a π -conjugated system (see discussion by Tanaka et al. 1997), which makes it to be less reactive than other radicals that do not have electron delocalization.

An illustration of a route to complex molecules under cold conditions is provided by the reactions of C_3H_4 isomers with CN and C_2H radicals (Carty et al. 2001; Balucani et al. 2002; Zhang et al. 2009), which are thought to form $\text{C}_4\text{H}_3\text{N}$ and C_5H_4 isomers, respectively, in TMC-1 (Marcelino et al. 2021; Cernicharo et al. 2021d). Similarly, reactions of the C_3H_3 radical with HCN and C_2H_2 could do the same job producing $\text{C}_4\text{H}_3\text{N}$ and C_5H_4 isomers, respectively, with an even higher efficiency, given that $\text{C}_3\text{H}_3/\text{C}_3\text{H}_4 \sim 1$ and $\text{HCN}/\text{CN} > 1$ (and probably $\text{C}_2\text{H}_2/\text{C}_2\text{H} > 1$). However, the propargyl radical does not react with either C_2H_2 or C_4H_2 at low temperature due to the existence of activation barriers (da Silva 2017; Indarto 2011). Therefore, reactions of CH_2CCH with polyynes and cyanopolyynes are probably not efficient to form complex molecules in cold dark clouds. Reactions of CH_2CCH with abundant radicals like CN, C_2H , and C_4H could however be efficient in producing complex molecules if they are rapid at low temperature, given the high abundance of the reactants involved. Information on the kinetics of these reactions is however not available. Another route to form large molecules from the propargyl radical consists of condensation reactions with hydrocarbon ions of the type



These reactions were assumed to proceed fast by Herbst & Leung (1989), although some empirical or theoretical evidence is needed to verify this hypothesis. In particular, it will be of great interest to investigate if these kind of reactions can lead to aromatic rings.

The CH_2CCH radical has a key role in the synthesis of benzene and polycyclic aromatic hydrocarbons (PAHs) in combustion processes, where it is thought that the reaction of two propargyl radicals is the main route to the formation of the first aromatic ring (Miller & Melius 1992). The recent detection of

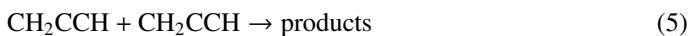
benzonitrile (C₆H₅CN) in TMC-1 (McGuire et al. 2018) and the experimental evidence that it is most likely formed from benzene reacting with CN (Cooke et al. 2020) highlights that benzene, and perhaps PAHs as well, are formed in situ in cold dark clouds. These environments have conditions very different to those of combustion flames, where the pressures and temperatures allow three-body recombination processes and reactions with activation barriers to proceed efficiently. However, the detection of abundant propargyl in TMC-1 presented here suggests that this radical could play a key role in the cyclization towards the first aromatic ring, as it does in combustion chemistry.

Herbst & Leung (1989) consider that the reaction



proceeds fast resulting in the cyclic species C₆H₅⁺, which can then lead to benzene after radiative association with H₂ and dissociative recombination of the ion C₆H₇⁺ with electrons (McEwan et al. 1999). Reaction (4) is included in our chemical model and it turns out to be one of the main sources of C₆H₅⁺, and thus of benzene, in cold dark clouds. In the protoplanetary nebula CRL 618 the synthesis of benzene, detected by Cernicharo et al. (2001), rely as well on the precursor ion C₆H₅⁺, although in that case it is mainly formed through the radiative association of C₂H₂ and C₄H₃⁺ (Woods et al. 2002).

Formation of benzene could also occur through the reaction CH₂CCH + C₃H₄ → C₆H₆ + H, although kinetic modeling of combustion experiments point to the presence of activation barriers for the two isomers of C₃H₄ (Faravelli et al. 2000). It is unknown if reactions of CH₂CCH with other closed-shell hydrocarbons, like the recently discovered C₄H₄ and C₅H₄ isomers (Cernicharo et al. 2021c,d), could lead to cyclization without activation barrier. The self-reaction of propargyl radicals



is a very attractive candidate to form benzene in cold dark clouds. Reaction (5) has been widely studied for conditions relevant to combustion experiments, as it is believed to be the key cyclization step to benzene and PAHs in flames. Reaction (5) is relatively fast at room temperature, with a slight negative dependence on temperature, and a variety of products like benzene, fulvene (c-C₅H₄=CH₂), and C₆H₅ + H, with branching ratios depending on the temperature (Miller & Klippenstein 2001; Shafir et al. 2003). It would be of great interest to study the behavior of reaction (5) at low temperatures. In particular, it would be interesting to see if the channels leading directly to benzene through radiative association and to C₆H₅ + H are open at the low temperatures of cold dark cloud conditions.

5. Conclusions

We reported the detection of the propargyl radical (CH₂CCH) in the cold dark cloud TMC-1. The high column density derived, 8.7 × 10¹³ cm⁻², is similar to that of the closed-shell counterpart CH₃CCH, making it one of the most abundant radicals detected in TMC-1. Due to its high abundance, it probably plays a key role in the synthesis of large organic molecules. In particular, it could be the key species in the cyclization to form aromatic rings like benzene in cold dark clouds.

Acknowledgements. We acknowledge the anonymous referee for a constructive report. We acknowledge funding support from Spanish MICIU through grants AYA2016-75066-C2-1-P, PID2019-106110GB-I00, and PID2019-107115GB-C21 and from the European Research Council (ERC Grant 610256: NANOCOS-MOS). M.A. also acknowledges funding support from the Ramón y Cajal programme of Spanish MICIU (grant RyC-2014-16277).

References

- Adusei, G. Y., Blue, A. S., & Fontijn, A. 1996, *J. Phys. Chem.*, 100, 16921
- Agúndez, M. & Wakelam, V. 2013, *Chem. Rev.*, 113, 8710
- Agúndez, M., Cernicharo, J., & Guélin, M. 2015a, *A&A*, 577, L5
- Agúndez, M., Cernicharo, J., de Vicente, P., et al. 2015b, *A&A*, 579, L10
- Agúndez, M., Marcelino, N., Cernicharo, J., & Tafalla, M. 2018, *A&A*, 611, L1
- Angelova, G., Novotny, O., Mitchell, J. B. A., et al. 2004, *Int. J. Mass Spectrom.*, 235, 7
- Balucani, N., Asvany, O., Kaiser, R. I., & Osamura, Y. 2002, *J. Phys. Chem. A*, 106, 4301
- Baulch, D. L., Bowman, C. T., Cobos, C. J., et al. 2005, *J. Phys. Chem. Ref. Data*, 34, 757
- Bergeat, A. & Loison, J.-C. 2001, *Phys. Chem. Chem. Phys.*, 3, 2038
- Botschwina, P., Oswald, R., Flügge, J., & Horn, M. 1995, *Z. Phys. Chem.*, 188, 29
- Bouwman, J., Goulay, F., Leone, S. R., & Wilson, K. R. 2012, *J. Phys. Chem. A*, 116, 3907
- Burkhardt, A. M., Loomis, R. A., Shingledecker, C. N., et al. 2021, *Nat. Astron.*, 5, 181
- Cabezas, C., Endo, Y., Roueff, E., et al. 2021, *A&A*, 646, L1
- Canosa, A., Sims, I. R., Travers, D., et al. 1997, *A&A*, 323, 644
- Canosa, A., Páramo, A., Le Picard, S., & Sims, I. R. 2007, *Icarus*, 187, 558
- Carty, D., Le Page, V., Sims, I. R., & Smith, I. W. M. 2001, *Chem. Phys. Lett.*, 344, 310
- Cernicharo, J. 1985, IRAM Internal Report 52
- Cernicharo, J. & Guélin, M. 1987, *A&A*, 176, 299
- Cernicharo, J., Heras, A. M., Tielens, A. G. G. M., et al. 2001, *ApJ*, 546, L123
- Cernicharo, J. 2012, in *European Conference on Laboratory Astrophysics*, eds. C. Stehlé, C. Joblin, & L. d'Hendecourt, EAS Publication Series, 58, 251
- Cernicharo, J., Marcelino, N., Pardo, J. R., et al. 2020a, *A&A*, 641, L9
- Cernicharo, J., Marcelino, N., Agúndez, M., et al. 2020b, *A&A*, 642, L8
- Cernicharo, J., Marcelino, N., Agúndez, M., et al. 2020c, *A&A*, 642, L17
- Cernicharo, J., Cabezas, C., Endo, Y., et al. 2021a, *A&A*, 646, L3
- Cernicharo, J., Cabezas, C., Bailleux, S., et al. 2021b, *A&A*, 646, L7
- Cernicharo, J., Agúndez, M., Cabezas, C., et al. 2021c, *A&A*, in press
- Cernicharo, J., Cabezas, C., Agúndez, M. et al. 2021d, *A&A*, in press
- Chastaing, D., James, P. L., Sims, I. R., & Smith, I. W. M. 1999, *Phys. Chem. Chem. Phys.*, 1, 2247
- Chin, C.-H., Chen, W.-K., Huang, W.-J., et al. 2012, *J. Phys. Chem. A*, 116, 7615
- Cooke, I. R., Gupta, D., Messinger, J. P., & Sims, I. R. 2020, *ApJ*, 891, L41
- da Silva, G. 2017, *J. Phys. Chem. A*, 121, 2086
- Ehlerding, A., Arnold, S. T., Viggiano, A. A., 2003, *J. Phys. Chem. A*, 107, 2179
- Faravelli, T., Goldaniga, A., Zappella, L., et al. 2000, *Proc. Combust. Inst.*, 28, 2601
- Fehér, O., Tóth, L. V., Ward-Thompson, D., et al. 2016, *A&A*, 590, A75
- Fossé, D., Cernicharo, J., Gerin, M., & Cox, P. 2001, *ApJ*, 552, 168
- Gepper, W. D., Naulin, C., Costes, M., et al. 2003, *J. Chem. Phys.*, 119, 10607
- Gepper, W. D., Thomas, R., Ehlerding, A., et al. 2004, *Int. J. Mass Spectrom.*, 237, 25
- Goulay, F., Trevitt, A. J., Meloni, G., et al. 2009, *J. Am. Chem. Soc.*, 131, 993
- Gratier, P., Majumdar, L., Ohishi, M., et al. 2016, *ApJS*, 225, 25
- Herbst, E. & Leung, C. M. 1989, *ApJS*, 69, 271
- Indarto, A. 2011, *Jurnal Teknik Kimia Indonesia*, 10, 81
- Kaiser, R. I., Lee, Y. T., & Suits, A. G. 1996, *J. Chem. Phys.*, 105, 8705
- Küpper, J., Merritt, J. M., & Miller, R. E. 2002, *J. Chem. Phys.*, 117, 647
- Larsson, M., Ehlerding, A., Geppert, W. D., et al. 2005, *J. Chem. Phys.*, 122, 156101
- Lee, K. L. K., Loomis, R. A., Burkhardt, A. M., et al. 2021, *ApJ*, 908, L11
- Loison, J.-C. & Bergeat, A. 2004, *Phys. Chem. Chem. Phys.*, 6, 5396
- Loison, J.-C., Agúndez, M., Wakelam, V., et al. 2017, *MNRAS*, 470, 4075
- Mandal, M., Ghosh, S., & Maiti, B. 2018, *J. Phys. Chem. A*, 122, 3556
- Marcelino, N., Cernicharo, J., Agúndez, M., et al. 2007, *ApJ*, 665, L127
- Marcelino, N., Agúndez, M., Cernicharo, J., et al. 2018, *A&A*, 612, L10
- Marcelino, N., Agúndez, M., Tercero, B., et al. 2020, *A&A*, 643, L6
- Marcelino, N., Tercero, B., Agúndez, M., & Cernicharo, J. 2021, *A&A*, 646, L7
- McCarthy, M. C., Lee, K. L. K., Loomis, R. A., et al. 2020, *Nat. Astron.*, 5, 176
- McElroy, D., Walsh, C., Markwick, A. J., et al. 2013, *A&A*, 550, A36
- McEwan, M. J., Scott, G. B. I., Adams, N. G., et al. 1999, *ApJ*, 513, 287
- McGuire, B. A., Burkhardt, A. M., Kalenskii, S., et al. 2018, *Science*, 359, 202
- McGuire, B. A., Burkhardt, A. M., Loomis, R. A., et al. 2020, *ApJ*, 900, L10
- Michael, J. V. & Lee, J. H. 1977, *Chem. Phys. Lett.*, 51, 303
- Miller, J. A. & Melius, C. F. 1992, *Combust. Flame*, 91, 21
- Miller, J. A. & Klippenstein, S. J. 2001, *J. Phys. Chem. A*, 105, 7254
- Miller, J. A. & Klippenstein, S. J. 2003, *J. Phys. Chem. A*, 107, 2680
- Müller, H. S. P., Schlöder, F., Stutzki, J., & Winnewisser, G. 2005, *J. Mol. Struct.*, 742, 215
- Pardo, J. R., Cernicharo, J., & Serabyn, E. 2001, *IEEE Trans. Antennas Propag.*, 49, 1683
- Shafir, E. V., Slagle, I. R., & Knyazev, V. D. 2003, *J. Phys. Chem. A*, 107, 8893
- Slagle, I. R., Gmurczyk, G. W., Batt, L., & Gutman, D. 1991, *Symp. (Int.) Combust. Proc.*, 23, 115
- Smith, I. W. M., Herbst, E., & Chang, Q. 2004, *MNRAS*, 350, 323
- Tanaka, K., Sumiyoshi, Y., Ohshishi, Y., et al. 1997, *J. Chem. Phys.*, 107, 2728
- Tercero, F., López-Pérez, J. A., Gallego, J. D., et al. 2021, *A&A*, 645, A37
- Woods, P. M., Millar, T. J., Zijlstra, A. A., & Herbst, E. 2002, *ApJ*, 574, L167
- Woon, D. E. & Herbst, E. 2009, *ApJS*, 185, 273
- Zhang, F., Kim, S., & Kaiser, R. I. 2009, *PCCP*, 11, 4707

Table A.1. Reactions involving CH₂CCH, CH₃CCH, and CH₂CCH₂ modified with respect to the UMIST RATE12 chemical network.

Reaction	α (cm ³ s ⁻¹)	β	γ (K)	Reference
CH + C ₂ H ₄ → CH ₃ CCH + H	1.12×10^{-10}	0	0	Value at 23 K (Canosa et al. 1997); branching ratio (Goulay et al. 2009).
CH + C ₂ H ₄ → CH ₂ CCH ₂ + H	2.74×10^{-10}	0	0	Value at 23 K (Canosa et al. 1997); branching ratio (Goulay et al. 2009).
C ₂ H + CH ₃ CHCH ₂ → CH ₂ CHCCH + CH ₃	1.79×10^{-10}	0	0	Value at 79 K and branching ratio (Bouwman et al. 2012).
CH ₂ + C ₂ H ₂ → CH ₂ CCH + H	2.00×10^{-11}	0	3330	Baulch et al. (2005). UMIST RATE12 incorrectly used expression for ¹ CH ₂ .
C ₂ + CH ₄ → CH ₂ CCH + H	1.30×10^{-11}	0	0	Value at 24 K (Canosa et al. 2007).
C + C ₂ H ₄ → CH ₂ CCH + H	3.10×10^{-10}	0	0	Value at 15 K (Chastaing et al. 1999); branching ratio (Bergeat & Loison 2001).
C ₂ H + CH ₃ → CH ₂ CCH + H	1.00×10^{-10}	0	0	Loison et al. (2017).
C + CH ₃ CCH → C ₄ H ₃ + H	2.47×10^{-10}	0	0	Value at 298 K (Loison & Bergeat 2004).
C + CH ₃ CCH → C ₄ H ₂ + H ₂	4.35×10^{-11}	0	0	Value at 298 K (Loison & Bergeat 2004).
C + CH ₂ CCH ₂ → C ₄ H ₂ + H ₂	2.70×10^{-10}	0	0	Value at 298 K (Loison & Bergeat 2004).
O + CH ₂ CCH → C ₂ H ₃ + CO	2.30×10^{-10}	0	0	Value at 295-750 K (Slagle et al. 1991). The main likely product is HCCCHO (see Loison et al. 2017), but it is not included in the network.
N + CH ₂ CCH → HC ₃ N + H ₂	5.00×10^{-11}	0	0	Loison et al. (2017).
N + CH ₂ CCH → C ₂ H ₂ + HCN	5.00×10^{-11}	0	0	Loison et al. (2017).
OH + CH ₂ CCH → C ₂ H ₃ + HCO	6.00×10^{-11}	0	0	Loison et al. (2017).
OH + CH ₂ CCH → C ₂ H ₄ + CO	6.00×10^{-11}	0	0	Loison et al. (2017).

The rate coefficient is given by the expression $k(T) = \alpha(T/300)^\beta \exp(-\gamma/T)$, where T is the gas kinetic temperature in units of K.

Appendix A: Updates with respect to UMIST RATE12

Table A.1 lists the chemical reactions involving CH₂CCH, CH₃CCH, and CH₂CCH₂ used in the chemical model, which either are not included in the gas-phase chemical network RATE12 from the UMIST database (McElroy et al. 2013) or are included with different rate coefficients. We have adopted rate coefficient expressions which are adequate, or at least reasonable, for a kinetic temperature of 10 K. Some of the reactions in Table A.1 are included in the RATE12 network but with rate coefficients expressions that result in unrealistic values at 10 K. This is the case of the reactions CH + C₂H₄ and C₂H + CH₃CHCH₂. In those cases in which there is information on product branching ratios, this information has been taken into account.