

# Multilingual Byte2Speech Text-To-Speech Models Are Few-shot Spoken Language Learners

Mutian He<sup>1</sup> Jingzhou Yang<sup>2</sup> Lei He<sup>2</sup>

## Abstract

We present a multilingual end-to-end Text-To-Speech framework that maps byte inputs to spectrograms, thus allowing arbitrary input scripts. Besides strong results on 40+ languages, the framework demonstrates capabilities to adapt to various new languages under extreme low-resource and even few-shot scenarios of merely 40s transcribed recording without the need of lexicon, extra corpus, auxiliary models, or particular linguistic expertise, while retains satisfactory intelligibility and naturalness matching rich-resource models. Exhaustive comparative studies are performed to reveal the potential of the framework for low-resource application and the impact of various factors contributory to adaptation. Furthermore, we propose a novel method to extract language-specific sub-networks for a better understanding of the mechanism of multilingual models.

## 1. Introduction

Recent years have witnessed the magnificent triumph of end-to-end deep learning approaches. Particularly for Text-To-Speech (TTS), handcrafted linguistic features are substituted by character or phoneme inputs, and a combination of WaveNet and Tacotron2 or transformer almost reaches human parity in quality and naturalness of speech (Shen et al., 2018; van den Oord et al., 2016; Li et al., 2019b). However, such a success relies on a rich resource of high-quality data. Hence, dataset requirements have become a bottleneck of research and application on neural TTS methods.

Various researches have been proposed for the data issue. However, most of them require extra resources. For instance, phoneme-input models reduce the modeling complexity and reach better performance (Yasuda et al., 2021), while lexicons and/or grapheme-to-phoneme (G2P) rules of the target

language are required. While character-input methods require knowledge of the script to define model inputs on non-alphabetic scripts such as Indic and Chinese ones. Also, some methods leverage the phonology of the target language to reduce data requirements (Cai et al., 2020; Chen et al., 2019; Demirsahin et al., 2018), thus linguistic expertise on the language is essential. Besides, a speech chain of synthesis and recognition plays a key role in the low-resource TTS by Ren et al. (2019) and Xu et al. (2020), which relies on an additional large paired corpus to train a recognizer. To conclude, all such methods are dependent on extra resources of data or knowledge on each target language, making them more difficult and costly to be extended to thousands of low-resource languages in the real world.

Alternatively, performances of lower-resource languages are improved when a multilingual model is trained on a cohort of languages (Li & Zen, 2016; Demirsahin et al., 2018; de Korte et al., 2020; Yang & He, 2020). Despite the immense diversity of languages, there is a limited phoneme inventory used by human speech. More, input scripts such as the Latin alphabet and their G2P rules are often shared between languages. Even for a separate writing system, the general knowledge of a model to learn a sequential mapping from scripts to speech can be leveraged. Therefore, we highlight transfer learning from rich-resource languages, using minimal resources on each target language. Particularly, we extend Li et al. (2019a)’s method to low-resource TTS to build a multilingual model that takes UTF-8 encodings as inputs, supporting arbitrary scripts covered by Unicode without the needs to look into writing systems of each language. We build a strong multilingual multispeaker transformer trained on a 900-hour corpus of 43 languages and dialects by 109 speakers, written in a broad range of scripts. Using a tier-wise progressive and language-balanced strategy, such a model learns to produce correct and natural speech similar to phoneme-based methods. Thus, the model makes steady progress to Universal TTS to integrate all possible voices of interests in a single model (Yang & He, 2020).

We then explore its capabilities for low-resource adaptation, and reveal that it is able to learn a brand new language such as Romanian and Greek in a few-shot regime with 10 samples or less than 1 minute of audio, and to reach phoneme-

<sup>1</sup>Department of Computer Science and Engineering, Hong Kong University of Science and Technology, Hong Kong.

<sup>2</sup>Microsoft, Beijing, China. Correspondence to: Mutian He<mhear@cse.ust.hk>, Lei He<helei@microsoft.com>.

based and single-language byte-based performance, using much fewer data. Moreover, with a carefully-chosen set of target languages, we investigate the contribution of various factors in our framework by exhaustive empirical studies. Besides, to better understand the mechanism of the model, we propose a novel approach to interpret a multilingual model by language-specific pruning, and show that it handles inputs with a combination of language-specific and language-agnostic parameters. To facilitate reproduction, we present implementation based on open code and dataset<sup>1</sup>. To conclude, the contributions of the paper are three-fold:

- We present a multilingual Byte2Speech framework applicable to arbitrary texts, and demonstrate results comparable with phoneme models on a variety of languages.
- We investigate its low-resource capabilities to adapt to new languages in few shots and to reach similar performance using data reduced by an order of magnitude.
- We propose a novel interpretation for multilingual models.

## 2. Methods

### 2.1. Framework

We adopt the multilingual and multispeaker transformer TTS framework in Yang & He (2020), and extend it to byte inputs. In detail, we train a 12-layer transformer to predict mel-spectrograms, with language and speaker embeddings concatenated with encoder outputs, while adding language ID to inputs shows no benefits in our experiments. Inputs texts are encoded in UTF-8, each byte as a token, and fed into the model along with [BOS] and [EOS], so the vocabulary sizes 256 except for special tokens like [BOS]. Hence in our inputs, a character can be represented in one or more tokens. Texts are directly used for training, with only basic pre-processing like rule-based transformations of digits and Chinese word segmentation. Besides, Unicode characters with separate parts can often be represented in multiple ways. For example, each precomposed Korean character stands for a syllable, but it is equivalent to record it by a combination of Jamo (letters). Similar cases include ligatures and letters with diacritic marks. Although using combining characters reveal more about constituents of a character, following our principle for using minimal language-specific knowledge, we do not apply any decomposition on characters and allow pre-composed characters to present in data as-is.

### 2.2. Training Corpus

We use 43 languages and dialects as our source languages, covering 32 distinct languages in ISO-639-1, along with

<sup>1</sup>The pipeline and audio demos are available at <https://github.com/mutiann/byte2speech>.

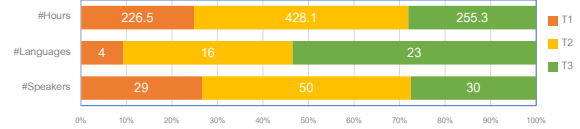


Figure 1. Statistics of the training corpus, as for amounts of data, languages, and speakers per tier.

regional variants<sup>2</sup>. A combination of these languages covers a majority of human scripts and phonemes. Particularly, besides Latin alphabets in 80% samples, there are also Cyrillic alphabets, Chinese logograms, syllabic scripts, abugidas like Hindi, and adjads like Arabic. With such diversity, relations between scripts and speech are highly disparate. Languages like Spanish use a phonemic orthography, while English pronunciation is full of edge cases. These alphabetical scripts record all phonemes, while abjads typically omit vowels. Furthermore, non-phonetic scripts such as Chinese do not record pronunciations, and in Japanese a single Chinese character might have 10 different readings. Making it worse, the dataset is highly imbalanced. We split the languages into three tiers by data richness. As shown in Figure 1, T1 languages<sup>3</sup> possess disproportional number of samples and speakers, while <10k samples are available for each T3 language. Therefore, despite rich resource as a whole, byte-based TTS remains challenging.

### 2.3. Training Strategy

Transformer TTS suffers from unstable training, requiring tricks such as alignment constraints to work (Chen et al., 2020), and byte inputs add to the complexity. Therefore, we apply a tier-wise progressive training, removing the need of other tricks. In our experiment all models are initialized by training on simple en-us (US English) samples for 30k steps. Starting from it, T1 data are added, and then T2 data at total 350k steps, and T3 at 650k. Besides, to handle the data imbalance, we apply language balance (Yang & He, 2020). For language  $i$  with  $N_i$  samples, we compute

$$c_i = N_i / \sum_j N_j$$

$$p_i = c_i^\alpha / \sum_j c_j^\alpha$$

During training, we first sample a language  $i$  with probability  $p_i$  using  $\alpha = 0.2$ , and then a training sample from it. To improve efficiency, we use 4 GPUs with dynamic batching (Li et al., 2019b). Alternative training settings lead to suboptimal performance according to experiments.

<sup>2</sup>For simplicity we use the term “language” for all of them.

<sup>3</sup>English (US), French (Canada), Spanish (Mexico), and Japanese

We discover that merely using the target during adaptation results in overfitting, and other source languages can serve as effective regularization. Therefore we adopt a multitask or **co-training** strategy by adding the target language with  $p_i = 0.25$ , and train with a mixture of sources and the target. To identify the impact of source languages, we consider four different settings by performing adaptation after each tier transition plus using en-us only, that is to co-train with en-us starting from 30k steps, T1 from 350k, added by T2 from 500k, and T3 from 700k. Exponential learning rate decay is applied in a period of 850k steps, with the step counter reset at adaptation and tier transitions.

## 2.4. Target Languages

To best reveal the impact of source languages, we pick single-speaker datasets of five different languages as targets with particular relations to languages in each tier. As for TTS, we discuss three aspects of relations: input scripts, pronunciation rules, and output speech for each language.

- Indian English (en-in), which, as for our data, is generally mutual-intelligible with other English variants, with a (mostly) shared phoneme inventory and writing system. However, there are many phonetic shifts, such as pronouncing “th” in “then” as voiced dental plosive similar to /d/.
- Romanian (ro-ro), which uses the Latin alphabet with five extra letters, and has a close-to-phonemic orthography that most (but not all) letters have one-to-one relationship with phonemes. The scripts, pronunciation rules, and phoneme inventory are similar to other Romance languages like Italian and French in T1, thus allow an effective transfer.
- Greek (el-gr), which uses Greek alphabet unseen in sources, thus the model needs to learn a new alphabet with each letter in two bytes. Greek orthography is of intermediate depth with one-to-N relations from phoneme to letters, but G2P is mostly regular using rules similar to other alphabets. Also, there are phonetic similarities with other European languages, giving chance to transfer.
- Thai (th-th), which is written in Thai abugida unseen in sources. There are other abugidas in T3 which, unlike the more common alphabets, first record a syllable and then modify its vowel by diacritics. Furthermore, Thai is a tonal language, and has complicated orthography with irregularities on many words. All of these may hinder adaptation.
- Mandarin Chinese (zh-cn) is a tonal language written in simplified Chinese logograms. Though there are characters overlapping with Japanese in T1 and Cantonese in T2 (which uses traditional Chinese), there are systematic differences in the spoken form. Therefore it is particularly challenging and the help of source languages is dubious.

Besides, we analyze the phoneme inventory languages in-

Table 1. CER (%) on sources, using best results of each model.

LANGUAGE	EN-US	DE-DE	ZH-HK	TE-IN
DATA SIZE	150H	30H	30H	5H
PHONEME	3.23	2.13	13.16	11.35
BYTE (T3)	2.43	1.18	15.67	9.58
BYTE (T3D)	2.46	1.26	47.82	9.65

volved. The training corpus covers all phonemes used in target languages since T2, showing the capability of the source model to articulate the targets. Thus the key for adaptation is to learn input scripts and G2P. While for lower tiers like T1, there is one phoneme from ro-ro absent, one from el-gr, two from th-th, and four from zh-cn. Those phonemes rare in source languages add to difficulties.

## 2.5. Evaluation Metrics

For each language, we generate mel-spectrograms for a 100-sample held-out set, added by mels of human recordings. Waveforms produced by Griffin-Lim are sent to Azure Speech-To-Text to obtain character error rate (CER) after text normalization on transcripts. Also we demonstrate the quality by mean square error (MSE) with ground truth mels both after collapsing unvoiced and dynamic time warping using FastDTW (Salvador & Chan, 2007). Besides, we create an intelligibility test set from online news scripts, and compute this CER-Ex metric. With much more ( $\sim 1000$ ) samples in more complicated sentences, the intelligibility and robustness in practice can be accurately measured.

Furthermore, we perform subjective tests on selected models. Five judges are invited for each test on intelligibility using the 100-sample held-out set, and 20 judges for mean opinion score (MOS) on a 20-sample evaluation set on which none of the models have mispronunciations, to best compare their naturalness. We use a pretrained WaveNet to generate waveform for subjective tests. Results are also compared with phoneme-based multilingual models by Yang & He (2020) trained on the same dataset as a topline.

# 3. Experiments

## 3.1. Source Languages

We first demonstrate intelligibility by CER as in Table 1. The Byte (T3) model achieves the best CER for all the languages using phonetic scripts including en-us from T1, German (de-de) from T2, and Telugu (te-in) from T3. All these results show that a sophisticated byte-based model is sufficient to learn pronunciations of various phonetic scripts and even produce fewer errors than phoneme-based models, possibly thanks to representation sharing of input tokens and our training strategy. This also applies to Telugu using

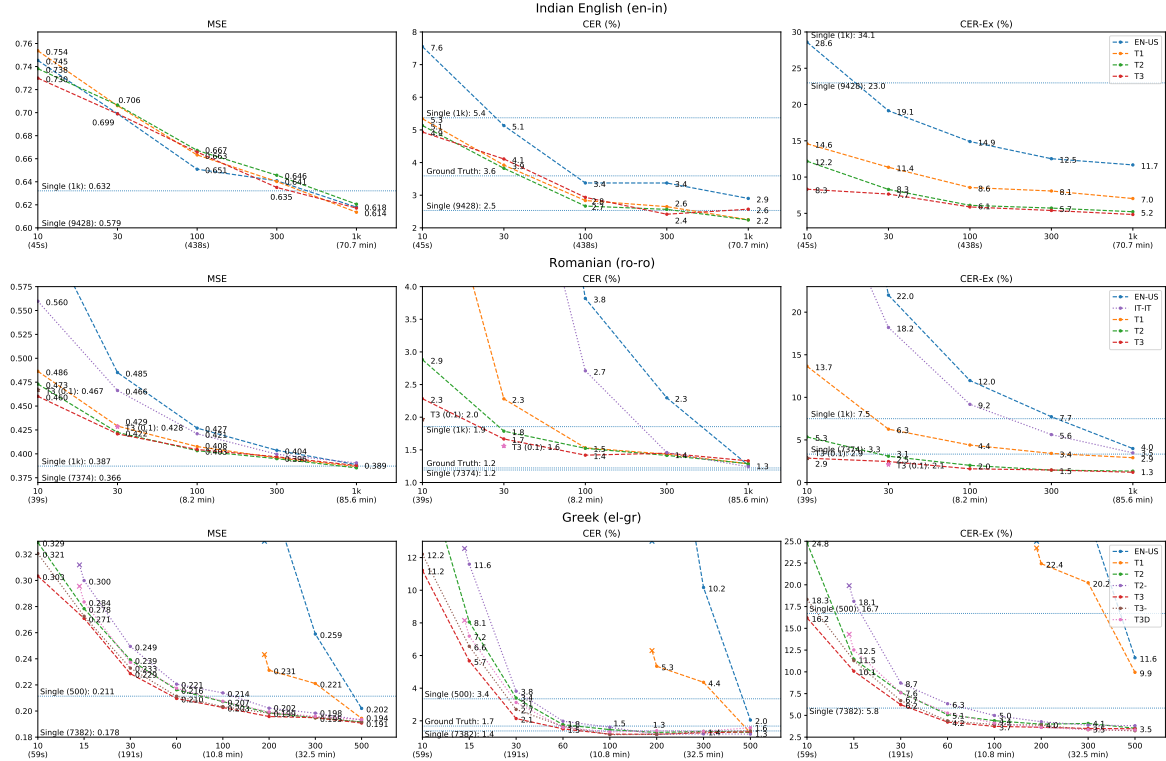


Figure 2. Objective results for Indian English (en-in), Romanian (ro-ro), and Greek (el-gr), with x-axis the number of samples or lengths of audio. For clarity, only one number is labeled for overlapping datapoints, and those too large are omitted. Crosses (x) represent failed models. Horizontal lines show ground truth and single-language results with the number of samples labeled.

a unique abugida and having much fewer data. As for the logographic Cantonese (zh-hk), due to rich homophones, CERs are both high, but the gap between models is limited, showing that byte models successfully memorizes and reproduces the pronunciations of thousands of Chinese characters sparsely scattered in data. Therefore, out Byte2Speech model can reach competitive intelligibility without lexicons.

### 3.2. Adaptation

We perform adaptation on targets using randomly sampled sub-datasets of different sizes, co-training with en-us, T1, added by T2, and then T3. We also show ground truth CERs and results of single-language byte models on the target, with a full-data topline, and a model using a small subset to compare with low-resource multilingual model.

Romanian as in Figure 2 are representative: as shown by CER, all models reach intelligibility close to ground truth and the full-data ( $>7k$  samples) single-language model using 1k samples, 30% better than the single-1k model. Besides, the results show the help of co-training strategy, as even co-training with only en-us reaches the same reduction. A similar conclusion can be drawn from CER-Ex statistics with an 83% reduction. Furthermore, all three results indicate that the performance can be consistently improved

when using higher tiers i.e. more source languages, especially on the extremely low-resource case, as shown by the huge gap of en-us versus T1 on 300 samples, and T1 versus T2 on 100, while with more data the differences are limited. Particularly, with T3 the adaptation enters the regime of few-shot learning: with merely 10 samples or 39s of recordings, the model successfully acquires a brand new language of Romanian with a fairly low CER of 2.3%.

The performance is further demonstrated on Greek that even for a brand new alphabet, the model learns most pronunciations with 10 samples, and easily reaches CER of 2.1%, close to ground truth and the full-data model, using 30 samples. Besides, on Greek the model manages to produce mels close to ground truth using much fewer data, as indicated by MSE results. A diverse source corpus proves critical as en-us and T1 models fail to produce any intelligible speech when the data size is reduced to 200 or 100 respectively.

Indian English is simpler as it is closer to a dialect instead of a separate language. Hence all models could easily reach a low CER even with few shots, and differences between tiers are mostly negligible as shown in MSE and CER. However, a significant CER gap between en-us and other tiers could still be found, showing the impact of a rich source corpus. Furthermore, it could be consistently found in all languages



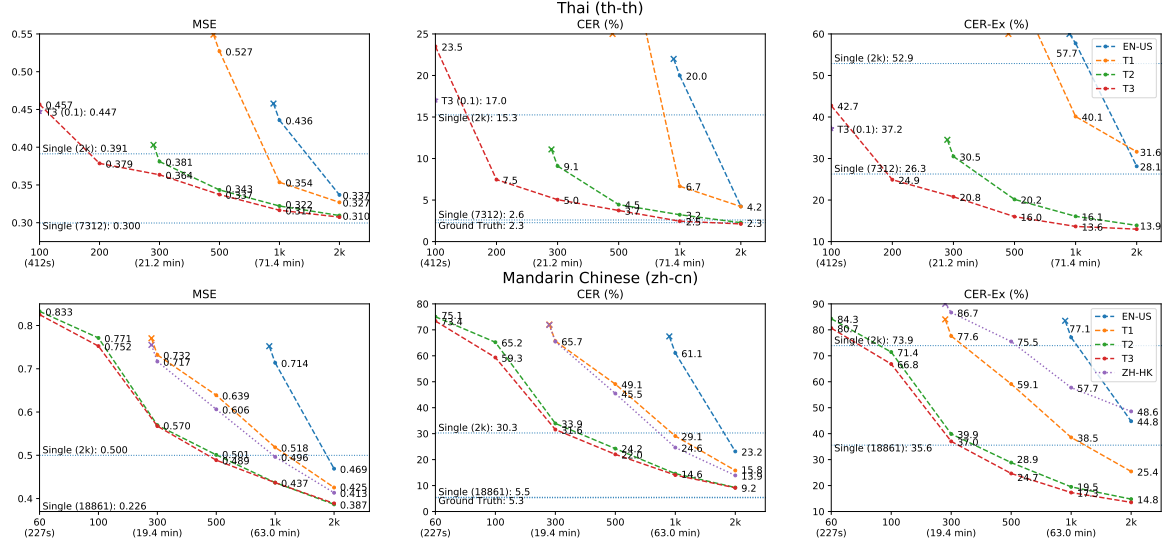


Figure 3. Objective results for Thai (th-th) and Mandarin Chinese (zh-cn).

and especially in en-in that by using a higher tier, CER-Ex is much better and may outperform the full-data model with a few samples. On CER-Ex the single-full model often produces mispronunciations and misalignments, while with adaptation from a more diverse source corpus, the model may generalize better to diverse inputs.

The task is harder for Thai and Mandarin Chinese as shown in Figure 3, but the main conclusions are consistent. As Thai involves a unique writing system and contains many irregular pronunciations, a 100-sample source dataset is necessary to reach a basic level of intelligibility with 23.5% CER, and to match ground truth CER, 1k samples are required. Nevertheless, less than 10% data is required to reach the same level of CER and MSE compared to single-language models, and better generalization is observed from CER-Ex. Although it remains formidable to acquire Thai in few shots, the effectiveness of adaptation from our multilingual model can still be demonstrated. Mandarin Chinese is more difficult as the pronunciation of each character must be memorized, therefore the number of samples matters more. That is why even with 2k samples the best model could still not reach the ground truth CER, and why T2 with zh-hk helps a lot. Higher tiers nonetheless contribute to performance, and similar MSE and CER are obtained using 25% or 15% amount of data. To conclude, though insufficient for few-shot learning, in these challenging cases our approach is still effective and leads to better low-resource performance.

### 3.3. Ablation studies

**Progressive or Direct** Tier-wise progressive training plays an important role: we carry on **T3D** experiments that directly use full corpus starting from the initialized 30k-step model. As shown in Table 1, the model fails on zh-hk.

Furthermore, we perform adaptation on Greek using T3D, starting from the step when reaching training loss identical to the standard T3 at 700k steps, as shown in Figure 2. Similarly T3D shows worse results. All these results prove the necessity of tier-wise progressive training.

**Diversity or Quantity** By adding each tier of sources, the training data greatly expanded. We question if the improved performance of adaptation is due to the increased language diversity, or simply more data. Therefore we downsampled the data in each tier: we create a **T2-** dataset with T1 and T2 languages but only with the size of T1, and a **T3-** dataset with T2 and T3 languages but only of T2 size. Starting from 30k steps we train the model with T1 languages in T2- until it reaches loss of the standard model at 350k steps, and then add the rest languages in T2- until it reaches loss at 500k. Similarly, we perform experiments on T3- dataset starting from the standard T1 at 350k steps. As shown by Greek in Figure 2, T2- adaptation has a performance close to T2 while much better than T1, although using the same number of source data; so is T3-, showing better performance than T2. In this way we demonstrate that the language diversity of the source corpus outweighs the data quantity.

**Diversity or Similarity** By intuition a target language can benefit from similar source languages, and other distant languages may even bring negative effects. This is also supported by the fact that T2 greatly helps zh-cn adaptation, while additional T3 data have limited impacts as in Figure 3. Therefore we examine the hypothesis by co-training selected targets only using a closely-related source, that is zh-hk for zh-cn, and Italian (it-it) for ro-ro. As indicated by the corresponding dotted curve in Figure 2 and Figure 3, by only using similar languages the results are not satisfactory, with all metrics around the T1 level. The results, combined

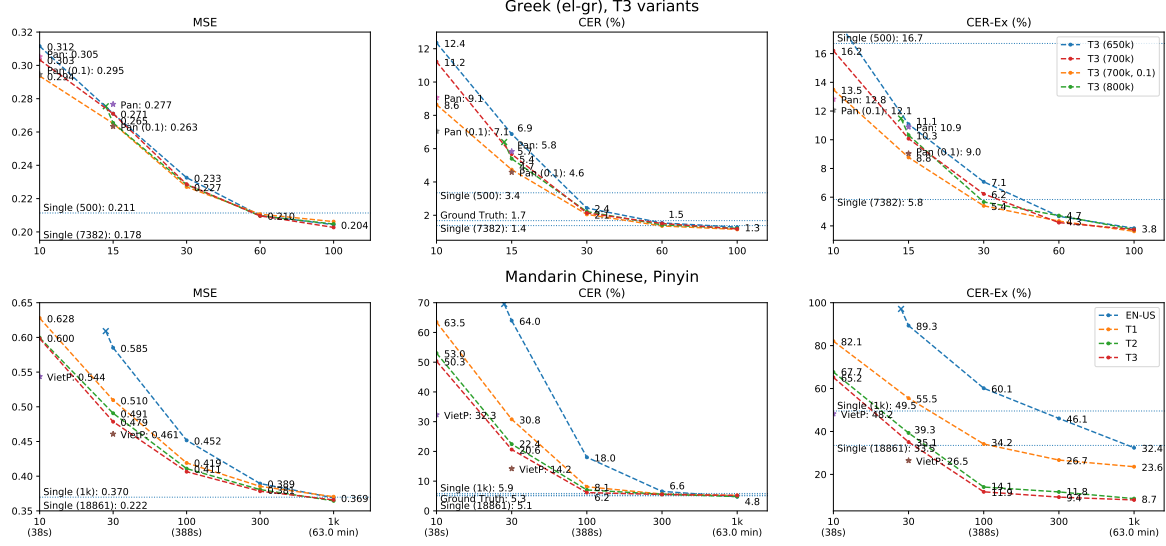


Figure 4. Objective results for alternative settings in Greek (el-gr) and Mandarin Chinese (zh-cn).

with en-us co-training on en-in, implies that the key to adaptation is not only by leveraging a similar language, but a combination of a diverse set of languages.

**When and How to Adapt** We start adaptation after a small period of training on sources, unlike common adaptation methods using a well-trained mature base. For example, T3 adaptation starts at 700k steps when the source model itself is far from convergence. Therefore we show the necessity to start from a semi-mature model such as 700k steps in T3, at least for low-resource scenarios. As shown in Figure 4, directly adding Greek to T3 languages as **T3 (650k)** results in performance regression, hence it is necessary to adapt after certain steps on sources. While **T3 (800k)** fails on 10-sample scenarios, possibly because a mature network loses its flexibility. The impact of timing is more significant on T2, with up to 14% absolute gap of CER between adaptations from 350/400/500/600k, as given in the appendix. All such results show that a semi-mature network is optimal for adaptation in our setting. Besides, we notice that at few-shot cases the model tends to overfit. Therefore we tune the proportion of the target by setting  $p_i = 0.1$ , enforcing extra regularization from other languages. As demonstrated by the Romanian **T3 (0.1)** points in Figure 2 and Greek in Figure 4, this may improve few-shot performance.

### 3.4. Extensibility to Language Expertise

Although we aim at using minimal language-specific resources, the framework can be easily extended. We experimented on two lines to show this potential. One is to investigate the G2P rule coverage. If a letter or multigraph with specific pronunciation is absent in training, it becomes impossible for the model to capture that pronunciation rule. Therefore, we investigate the Greek orthography and de-

fine a minimal set of 41 grapheme(s) to cover major G2P rules of Greek. In the randomly selected 10 and 15 samples, seven rarest elements of the minimal set never appear, while all of them appear in evaluations, leading to inevitable errors. Therefore, by using such language-specific expertise, we train on an alternative set of 10 and 15 samples, each forming a pangram when viewed together, covering all the elements in the minimal set. Other conditions are set identical to the standard T3. We pick the pangram sets with total script lengths close to the original 10- and 15-sample-set (with difference  $< 10\%$ ), to avoid the impact of different sample lengths. As shown in the datapoints labeled as **Pan** in Figure 4, the approach shows significant benefits on CER and CER-Ex, particularly on 10-sample cases with 19% and 21% reductions. In combination with 0.1 proportion, the **Pan (0.1)** model reaches 37% and 25% reductions on CER and CER-Ex for 10-sample cases.

Another approach is to use alternative inputs. Particularly, we experimented with Pinyin, a romanized phonetic scripts of Chinese. We transform zh-cn scripts into Pinyin by lexicon, with words segmented and tones labeled by numbers. As shown in Figure 4, with Pinyin inputs Mandarin Chinese obtains performance similar to other languages, reaching CER and CER-Ex close to or better than topline and ground truth in 100 samples. However, the gap is large on few-shot scenarios, potentially due to phonetic differences to most source languages. We observe that errors mostly occur on tones and pronunciation of the vowel /ü/ absent in the standard Latin alphabet. Therefore, we further turn to encourage transfer from Vietnamese in T3, which has similar tones to Chinese but uses a Latin alphabet with diacritics for tones. We adopt the diacritics and substitute /ü/ with /u/ in Vietnamese. The technique is proved useful that the

Table 2. Mean opinion score with 95% confidence interval on different voices. For adaptation to target languages, we report low and extremely low (XLow) resource results, with the number of samples annotated in the table. We also give results on full-resource single-language model, and the native name of languages to give an impression on input scripts.

LANGUAGE	EN-US	DE-DE	ZH-HK	VI-VN	TE-IN
NATIVE NAME	AMERICAN ENGLISH	DEUTSCH	廣東話	TIẾNG VIỆT	తెలుగు
RECORDING	4.27±0.13	3.95±0.13	4.01±0.13	4.59±0.08	4.45±0.13
PHONEME	3.54±0.10	3.67±0.09	3.83±0.10	4.18±0.08	4.15±0.12
BYTE	3.69±0.10	3.44±0.10	3.76±0.10	4.15±0.08	4.17±0.09
	EN-IN	RO-RO	EL-GR	TH-TH	ZH-CN (PINYIN)
	INDIAN ENGLISH	ROMÂNĂ	ΕΛΛΗΝΙΚΑ	ไทย	HAN4-YÜ3 PIN1-YIN1
RECORDING	4.72±0.08	4.71±0.09	4.48±0.11	4.65±0.09	3.82±0.12
PHONEME	4.48±0.08	4.16±0.10	4.20±0.10	4.08±0.09	3.34±0.09
BYTE SINGLE	4.56±0.08 (9K)	4.38±0.08 (7K)	4.41±0.08 (7K)	4.18±0.10 (7K)	3.58±0.09 (19K)
BYTE					
LOW	4.59±0.06 (1K)	4.37±0.09 (1K)	4.29±0.08 (500)	4.24±0.08 (2K)	3.46±0.09 (1K)
XLOW	4.37±0.09 (30)	3.74±0.10 (30)	3.30±0.12 (30)	3.75±0.11 (500)	2.75±0.09 (100)

Table 3. Word level intelligibility (%) on Romanian and Greek

LANGUAGE	PHONEME	10 SAMPLES	30 SAMPLES
RO-RO	99.9	99.4	99.3
EL-GR	98.9	93.5	96.8

**VietP** models as in Figure 4 greatly outperform baselines on 10 and 15 samples on all metrics. To conclude, we discover that although minimal language expertise is used in our framework, it is open to extra knowledge on the target to achieve better performance with fewer data.

### 3.5. Subjective Tests

We perform subjective tests to evaluate our methods in a more accurate way. As for the mean opinion score (MOS), results are given in Table 2. For most source languages, byte models show only slight regression from the phoneme-based model, including tonal and non-tonal languages written in various scripts. MOS is even better on en-us, possibly thanks to our training strategy. Therefore, multilingual byte models can produce natural speech on rich-resource source languages. On target languages, we choose to perform tests on a low-resource case (BYTE LOW), plus an extremely low or few-shot case (BYTE XLOW) with good intelligibility on each language. We report Pinyin result as low-resource zh-cn are full of errors and thus less meaningful. On Byte Xlow there is some gap compared to Byte Low models, while the low-resource model shows comparable MOS on en-in, ro-ro, and th-th, and only slight regression on el-gr and zh-cn, compared to the full-data BYTE SINGLE model, using only 5% to 29% data. Furthermore, both Byte Low and Byte Single models reach comparable or better performances than phoneme models on all target languages.

Results are consistent with objective metrics, showing the exceptional performance on low-resource adaptation.

We also demonstrate intelligibility on Romanian and Greek, using the 30 samples standard T3 model and the best available 10-sample model, that is Pan (0.1) for Greek and T3 (0.1) for Romanian. As in Table 3, for Greek few-shot models show good intelligibility with >90% words understandable, and for Romanian few-shot models are sufficient to produce close to 100% intelligibility in tests. The results are highly consistent with CER, indicating that CER is a reliable metric for perceptual intelligibility.

## 4. Interpretation

It was reported that multilingual BERT representations can be split into language-specific and -agnostic components (Libovický et al., 2019). As our model shows surprising results handling an extraordinarily diverse scripts and languages, we question if this explains such versatility. More, to better explain its mechanism we try to link such decomposition with model parameters to identify language-specific sub-networks. Therefore, we adopt data-driven pruning techniques using the Taylor criterion (Molchanov et al., 2017), with the goal to identify salient neurons instead of removing non-salient neurons. The criterion is to consider the impact on the loss  $\mathcal{L}$  when zeroing each activation  $h_i$  under an independent assumption, given training examples  $\mathcal{D}$ , that is

$$\Delta\mathcal{L}(h_i) = |\mathcal{L}(h_i = 0, \mathcal{D}) - \mathcal{L}(h_i, \mathcal{D})|$$

, which could be estimated using the Taylor expansion of  $\Delta\mathcal{L}(h_i)$  near  $h_i = 0$ . By using a first-order expansion,

$$\mathcal{L}(h_i = 0, \mathcal{D}) = \mathcal{L}(h_i, \mathcal{D}) - \frac{\partial\mathcal{L}}{\partial h_i} h_i + R_1(h_i = 0)$$

	bg	ru	hr	sk	da	nb	sv	de	ur	hi	vi	zh-cn	zh-hk
bg	95.5	19.1	19.0	17.8	15.7	16.1	16.2	16.3	16.7	16.4	16.4	14.3	14.7
ru	19.1	96.1	18.2	17.7	16.8	17.2	17.0	16.8	16.5	16.6	15.6	14.6	14.7
hr	19.0	18.2	96.7	20.0	17.1	17.2	16.9	17.1	17.3	16.3	16.2	15.4	16.0
sk	17.8	17.7	20.0	96.9	16.0	16.5	16.5	16.7	16.7	16.5	16.7	15.8	16.7
da	15.7	16.8	17.1	16.0	95.1	22.9	21.2	19.0	16.7	16.5	16.5	15.6	16.3
nb	16.1	17.2	17.2	16.5	22.9	95.9	21.9	18.8	16.7	16.5	16.6	15.6	16.3
sv	16.2	17.0	16.9	16.5	21.2	21.9	96.5	18.5	16.4	16.2	17.0	15.1	15.7
de	16.3	16.8	17.1	16.7	19.0	18.8	18.5	94.1	16.7	16.4	16.0	15.2	16.5
ur	16.7	16.5	17.3	16.7	16.7	16.7	16.4	16.7	96.9	20.3	17.4	16.2	16.6
hi	16.4	16.6	16.3	16.5	16.5	16.5	16.2	16.4	20.3	96.7	18.1	16.1	16.5
vi	16.4	15.6	16.2	16.7	16.5	16.6	17.0	16.0	17.4	18.1	97.7	17.1	18.2
zh-cn	14.3	14.6	15.4	15.8	15.6	15.6	15.1	15.2	16.2	16.1	17.1	96.9	20.9
zh-hk	14.7	14.7	16.0	16.7	16.3	16.3	15.7	16.5	16.6	16.5	18.2	20.9	97.5

Figure 5. Percentage of overlapping neurons between selected language-specific models from post-ReLU activations in encoder layer 6. Diagonal values show intra-language overlappings.

Ignoring  $R_1$ , the impact or saliency is approximated as

$$\Theta(h_i) = |\Delta\mathcal{L}(h_i)| = \left| \frac{\partial\mathcal{L}}{\partial h_i} h_i \right|$$

, which could be calculated in standard backpropagation.

We randomly sample 1k training examples for each language for saliency computation with T3 adaptation on zh-cn using 2k samples. As we use a transformer, we compute saliency after each feedforward layer (plus non-linearity if present). Therefore, the impact of zeroing a neuron is equivalent to zeroing the corresponding parameters. As layers are shared between steps, the saliency of each neuron is obtained by max pooling across steps and averaging between samples. We then sort neurons for each layer and prune the lower 75%, assuming the remained network of 25% parameters a language-specific model for each language, and inspect the proportion of overlapping neuron retained in both models, for each pair of languages. Besides, we randomly split samples of each language into halves and perform pruning separately, and inspect intra-language overlapping as well.

As shown in Figure 5, for each pair around 20% neurons are salient on both languages, while intra-language overlappings are above 90%, showing that there are language-specific parameters, and our method is meaningful as the difference of salient neurons are due to differences of languages but not samples. Besides, as results are from a deep encoder layer, it not a direct result of distinct language ID or character set.

Intuitively, languages with shared scripts have significant overlappings, such as bg (Bulgarian) and ru (Russian) from different branches of Slavic languages but both using Cyrillic alphabets. However what contribute more are the relations between the spoken forms, and those with greater lexical, phonetic, or phylogenetic similarity are more overlapped, as shown by the closely related Germanic languages, especially the Nordic branch (da, nb, sv). This even applies to languages with different scripts, such as ur (Urdu) and hi (Hindi), the same spoken language in two different scripts. The case is similar for mutually unintelligible languages,

such as vi (which is not phylogenetically related to but has rich loanwords from Middle Chinese), zh-hk (which preserve more phonetic traits of Middle Chinese), and the adaptation target zh-cn. Hence, during adaptation the structures and parameters from similar source languages might be utilized by the target. The phylogenetic relations can also be observed in the overlappings from bg to other Slavic languages, like hr (Croatian) and sk (Slovak) using the Latin alphabet: hr has more overlapping as bg and hr are both South Slavic languages while sk is a more distant West Slavic language. These results prove that our model captures various high-level relations between languages just like multilingual BERT (Rama et al., 2020). Therefore, unlike previous works that require manual design of language-specific and -agnostic modules such as per-language encoders (Nachmani & Wolf, 2019), we show that an architecture of multiple language-specific sub-networks with partially shared parameters may emerge from the multilingual training, and the model discovers and utilizes relations of languages for both source languages and the transfer to targets.

## 5. Related work

Various prior works attempt to build multilingual neural TTS models. Li et al. (2019a) is a closely related work which proposed byte-based speech recognition and synthesis model. However the work was done only on few languages and did not touch the low-resource scenarios. Other multilingual methods leverage per-language encoder (Nachmani & Wolf, 2019), possibly with parameters predicted from language ID (Nekvinda & Dusek, 2020). Adversarial training can be also introduced (Zhang et al., 2019).

Multilingual TTS helps low-resource languages to a great extent, both in multilingual training and adaptation (Li & Zen, 2016; Demirsahin et al., 2018; de Korte et al., 2020; Yang & He, 2020). Our framework is developed upon the phoneme-based multilingual transformer TTS with language balance (Yang & He, 2020), while remove the needs of phoneme-inputs, outperform their performance on low-resource adaptation, and explore the few-shot regime. Besides, transfer from other languages could be obtained by designing a unified set of phonemes (Cai et al., 2020), often derived from IPA (Chen et al., 2019; Demirsahin et al., 2018), or creating feature vectors by phonology (Staib et al., 2020). Alternative approaches for low-resource TTS include data augmentation using injected noise (Liu et al., 2020b), or leveraging other corpora like fine-tuning autoencoder with discrete latents trained on unpaired target speeches (Zhang & Lin, 2020; Liu et al., 2020a), or dual learning between recognition and synthesis, along with denoising autoencoding (Ren et al., 2019), and then added by rich-resource pretraining and knowledge distillation (Xu et al., 2020). While our method eliminates the need of these complicated pipelines, language-specific



expertise, or extra corpus.

## 6. Conclusions and Future Work

We present a systematic approach to build a novel multilingual Byte2Speech TTS model, and show that it is capable to match phoneme-based performance on both standard and low-resource adaptation scenarios. Future work will focus on improving the naturalness on low-resource scenarios.

## References

- Cai, Z., Yang, Y., and Li, M. Cross-lingual multi-speaker text-to-speech under limited-data scenario. *CoRR*, abs/2005.10441, 2020.
- Chen, M., Tan, X., Ren, Y., Xu, J., Sun, H., Zhao, S., and Qin, T. Multispeech: Multi-speaker text to speech with transformer. In Meng, H., Xu, B., and Zheng, T. F. (eds.), *Interspeech 2020, 21st Annual Conference of the International Speech Communication Association, Virtual Event, Shanghai, China, 25-29 October 2020*, pp. 4024–4028. ISCA, 2020. doi: 10.21437/Interspeech.2020-3139. URL <https://doi.org/10.21437/Interspeech.2020-3139>.
- Chen, Y., Tu, T., Yeh, C., and Lee, H. End-to-end text-to-speech for low-resource languages by cross-lingual transfer learning. In Kubin, G. and Kacic, Z. (eds.), *Interspeech 2019, 20th Annual Conference of the International Speech Communication Association, Graz, Austria, 15-19 September 2019*, pp. 2075–2079. ISCA, 2019. doi: 10.21437/Interspeech.2019-2730. URL <https://doi.org/10.21437/Interspeech.2019-2730>.
- de Korte, M., Kim, J., and Klabbers, E. Efficient neural speech synthesis for low-resource languages through multilingual modeling. In Meng, H., Xu, B., and Zheng, T. F. (eds.), *Interspeech 2020, 21st Annual Conference of the International Speech Communication Association, Virtual Event, Shanghai, China, 25-29 October 2020*, pp. 2967–2971. ISCA, 2020. doi: 10.21437/Interspeech.2020-2664. URL <https://doi.org/10.21437/Interspeech.2020-2664>.
- Demirsahin, I., Jansche, M., and Gutkin, A. A unified phonological representation of south asian languages for multilingual text-to-speech. In Agrawal, S. S. (ed.), *6th Intl. Workshop on Spoken Language Technologies for Under-Resourced Languages, SLTU 2018, 29-31 August 2018, Gurugram, India*, pp. 80–84. ISCA, 2018. doi: 10.21437/SLTU.2018-17. URL <https://doi.org/10.21437/SLTU.2018-17>.
- Johnson, M., Schuster, M., Le, Q. V., Krikun, M., Wu, Y., Chen, Z., Thorat, N., Viégas, F. B., Wattenberg, M., Corrado, G., Hughes, M., and Dean, J. Google’s multilingual neural machine translation system: Enabling zero-shot translation. *Trans. Assoc. Comput. Linguistics*, 5:339–351, 2017. URL <https://transacl.org/ojs/index.php/tacl/article/view/1081>.
- Li, B. and Zen, H. Multi-language multi-speaker acoustic modeling for LSTM-RNN based statistical parametric speech synthesis. In Morgan, N. (ed.), *Interspeech 2016, 17th Annual Conference of the International Speech Communication Association, San Francisco, CA, USA, September 8-12, 2016*, pp. 2468–2472. ISCA, 2016. doi: 10.21437/Interspeech.2016-172. URL <https://doi.org/10.21437/Interspeech.2016-172>.
- Li, B., Zhang, Y., Sainath, T. N., Wu, Y., and Chan, W. Bytes are all you need: End-to-end multilingual speech recognition and synthesis with bytes. In *IEEE International Conference on Acoustics, Speech and Signal Processing, ICASSP 2019, Brighton, United Kingdom, May 12-17, 2019*, pp. 5621–5625. IEEE, 2019a. doi: 10.1109/ICASSP.2019.8682674. URL <https://doi.org/10.1109/ICASSP.2019.8682674>.
- Li, N., Liu, S., Liu, Y., Zhao, S., and Liu, M. Neural speech synthesis with transformer network. In *The Thirty-Third AAAI Conference on Artificial Intelligence, AAAI 2019, Honolulu, Hawaii, USA, January 27 - February 1, 2019*, pp. 6706–6713. AAAI Press, 2019b. doi: 10.1609/aaai.v33i01.33016706. URL <https://doi.org/10.1609/aaai.v33i01.33016706>.
- Libovický, J., Rosa, R., and Fraser, A. How language-neutral is multilingual BERT? *CoRR*, abs/1911.03310, 2019.
- Liu, A. H., Tu, T., Lee, H., and Lee, L. Towards unsupervised speech recognition and synthesis with quantized speech representation learning. In *2020 IEEE International Conference on Acoustics, Speech and Signal Processing, ICASSP 2020, Barcelona, Spain, May 4-8, 2020*, pp. 7259–7263. IEEE, 2020a. doi: 10.1109/ICASSP40776.2020.9053571. URL <https://doi.org/10.1109/ICASSP40776.2020.9053571>.
- Liu, R., Wen, X., Lu, C., and Chen, X. Tone learning in low-resource bilingual TTS. In Meng, H., Xu, B., and Zheng, T. F. (eds.), *Interspeech 2020, 21st Annual Conference of the International Speech Communication Association, Virtual Event, Shanghai, China, 25-29 October 2020*, pp. 2952–2956. ISCA, 2020b. doi: 10.21437/Interspeech.2020-2180. URL <https://doi.org/10.21437/Interspeech.2020-2180>.
- Molchanov, P., Tyree, S., Karras, T., Aila, T., and Kautz, J. Pruning convolutional neural networks for resource efficient inference. In *5th International Conference on*

- Learning Representations, ICLR 2017, Toulon, France, April 24-26, 2017, Conference Track Proceedings*. OpenReview.net, 2017.
- Nachmani, E. and Wolf, L. Unsupervised polyglot text-to-speech. In *IEEE International Conference on Acoustics, Speech and Signal Processing, ICASSP 2019, Brighton, United Kingdom, May 12-17, 2019*, pp. 7055–7059. IEEE, 2019. doi: 10.1109/ICASSP.2019.8683519. URL <https://doi.org/10.1109/ICASSP.2019.8683519>.
- Nekvinda, T. and Dusek, O. One model, many languages: Meta-learning for multilingual text-to-speech. In Meng, H., Xu, B., and Zheng, T. F. (eds.), *Interspeech 2020, 21st Annual Conference of the International Speech Communication Association, Virtual Event, Shanghai, China, 25-29 October 2020*, pp. 2972–2976. ISCA, 2020. doi: 10.21437/Interspeech.2020-2679. URL <https://doi.org/10.21437/Interspeech.2020-2679>.
- Rama, T., Beinborn, L., and Eger, S. Probing multilingual BERT for genetic and typological signals. In Scott, D., Bel, N., and Zong, C. (eds.), *Proceedings of the 28th International Conference on Computational Linguistics, COLING 2020, Barcelona, Spain (Online), December 8-13, 2020*, pp. 1214–1228. International Committee on Computational Linguistics, 2020. doi: 10.18653/v1/2020.coling-main.105. URL <https://doi.org/10.18653/v1/2020.coling-main.105>.
- Ren, Y., Tan, X., Qin, T., Zhao, S., Zhao, Z., and Liu, T. Almost unsupervised text to speech and automatic speech recognition. In Chaudhuri, K. and Salakhutdinov, R. (eds.), *Proceedings of the 36th International Conference on Machine Learning, ICML 2019, 9-15 June 2019, Long Beach, California, USA*, volume 97 of *Proceedings of Machine Learning Research*, pp. 5410–5419. PMLR, 2019. URL <http://proceedings.mlr.press/v97/ren19a.html>.
- Salvador, S. and Chan, P. Toward accurate dynamic time warping in linear time and space. *Intelligent Data Analysis*, 11(5):561–580, 2007.
- Shen, J., Pang, R., Weiss, R. J., Schuster, M., Jaitly, N., Yang, Z., Chen, Z., Zhang, Y., Wang, Y., Ryan, R., Saurous, R. A., Agiomyrgiannakis, Y., and Wu, Y. Natural TTS synthesis by conditioning wavenet on MEL spectrogram predictions. In *2018 IEEE International Conference on Acoustics, Speech and Signal Processing, ICASSP 2018, Calgary, AB, Canada, April 15-20, 2018*, pp. 4779–4783. IEEE, 2018. doi: 10.1109/ICASSP.2018.8461368. URL <https://doi.org/10.1109/ICASSP.2018.8461368>.
- Staib, M., Teh, T. H., Torresquintero, A., Mohan, D. S. R., Foglianti, L., Lenain, R., and Gao, J. Phonological features for 0-shot multilingual speech synthesis. In Meng, H., Xu, B., and Zheng, T. F. (eds.), *Interspeech 2020, 21st Annual Conference of the International Speech Communication Association, Virtual Event, Shanghai, China, 25-29 October 2020*, pp. 2942–2946. ISCA, 2020. doi: 10.21437/Interspeech.2020-1821. URL <https://doi.org/10.21437/Interspeech.2020-1821>.
- van den Oord, A., Dieleman, S., Zen, H., Simonyan, K., Vinyals, O., Graves, A., Kalchbrenner, N., Senior, A. W., and Kavukcuoglu, K. Wavenet: A generative model for raw audio. In *The 9th ISCA Speech Synthesis Workshop, Sunnyvale, CA, USA, 13-15 September 2016*, pp. 125. ISCA, 2016. URL [http://www.isca-speech.org/archive/SSW\\_2016/abstracts/ssw9\\_DS-4\\_van\\_den\\_Oord.html](http://www.isca-speech.org/archive/SSW_2016/abstracts/ssw9_DS-4_van_den_Oord.html).
- Xu, J., Tan, X., Ren, Y., Qin, T., Li, J., Zhao, S., and Liu, T. LRSpeech: Extremely low-resource speech synthesis and recognition. In Gupta, R., Liu, Y., Tang, J., and Prakash, B. A. (eds.), *KDD '20: The 26th ACM SIGKDD Conference on Knowledge Discovery and Data Mining, Virtual Event, CA, USA, August 23-27, 2020*, pp. 2802–2812. ACM, 2020. URL <https://dl.acm.org/doi/10.1145/3394486.3403331>.
- Yang, J. and He, L. Towards universal text-to-speech. In Meng, H., Xu, B., and Zheng, T. F. (eds.), *Interspeech 2020, 21st Annual Conference of the International Speech Communication Association, Virtual Event, Shanghai, China, 25-29 October 2020*, pp. 3171–3175. ISCA, 2020. doi: 10.21437/Interspeech.2020-1590. URL <https://doi.org/10.21437/Interspeech.2020-1590>.
- Yasuda, Y., Wang, X., and Yamagishi, J. Investigation of learning abilities on linguistic features in sequence-to-sequence text-to-speech synthesis. *Comput. Speech Lang.*, 67:101183, 2021. doi: 10.1016/j.csl.2020.101183. URL <https://doi.org/10.1016/j.csl.2020.101183>.
- Zhang, H. and Lin, Y. Unsupervised learning for sequence-to-sequence text-to-speech for low-resource languages. In Meng, H., Xu, B., and Zheng, T. F. (eds.), *Interspeech 2020, 21st Annual Conference of the International Speech Communication Association, Virtual Event, Shanghai, China, 25-29 October 2020*, pp. 3161–3165. ISCA, 2020. doi: 10.21437/Interspeech.2020-1403. URL <https://doi.org/10.21437/Interspeech.2020-1403>.
- Zhang, Y., Weiss, R. J., Zen, H., Wu, Y., Chen, Z., Skerry-Ryan, R. J., Jia, Y., Rosenberg, A., and Ramabhad-

ran, B. Learning to speak fluently in a foreign language: Multilingual speech synthesis and cross-language voice cloning. In Kubin, G. and Kacic, Z. (eds.), *Interspeech 2019, 20th Annual Conference of the International Speech Communication Association, Graz, Austria, 15-19 September 2019*, pp. 2080–2084. ISCA, 2019. doi: 10.21437/Interspeech.2019-2668. URL <https://doi.org/10.21437/Interspeech.2019-2668>.

## A. Implementation Details

We follow the best setting of Li et al. (2019b) to use a 12-layer transformer with scaled sinusoidal position encoding and 8 heads in each attention module, along with a 5-layer convolutional post-net, except that encoder pre-net is not adopted. We follow the parameters used in Tacotron2 (Shen et al., 2018) to create acoustic features of mel spectrograms. As for training, we apply Adam optimizer with exponential learning rate decay from  $1e-3$  to  $1e-5$  in 850k steps using a decay rate of 0.01, which is reset at tier transitions and adaptations. We apply dynamic batching with at most 8000 output frames in each batch per GPU (Li et al., 2019b), and train with data parallelism on four V100 GPUs. On the source languages, the model uses total 1M steps to reach convergence, taking 6.3 days. On target languages, the time varies, depending on the difficulty of the language and the number of samples. Starting from T3, a 10-sample ro-ro model takes 100k steps to reach best CER, while a 1k-sample ro-ro model takes 300k steps, and a 1k-sample zh-cn one using characters takes 400k steps.

We follow the approach in Yang & He (2020) to add language embeddings and speaker embeddings from the corresponding MLPs after the encoder. Therefore, with byte inputs the language identity is not directly given to the encoder. We also attempted to inject the language embeddings at the input side, either by concatenating with input embeddings, or by special tokens (Johnson et al., 2017). However, in experiments we found that it leads to similar or even worse performance on source languages.

## B. Cross-lingual Experiments

Although not our focus, our model also supports cross-lingual speaker transfer similar to previous works (Yang & He, 2020), that is to transfer a speaker’s voice to another language. Audio samples are available on our webpage, showing the cross-language transfer on a Japanese female speaker and an American male speaker. As shown by the results, the model could generate English speech in the Japanese speaker’s voice, and Japanese speech in the American speaker’s voice, even though such cases are unseen during training. We further compare with the recordings for corresponding English utterances by the Japanese speaker,

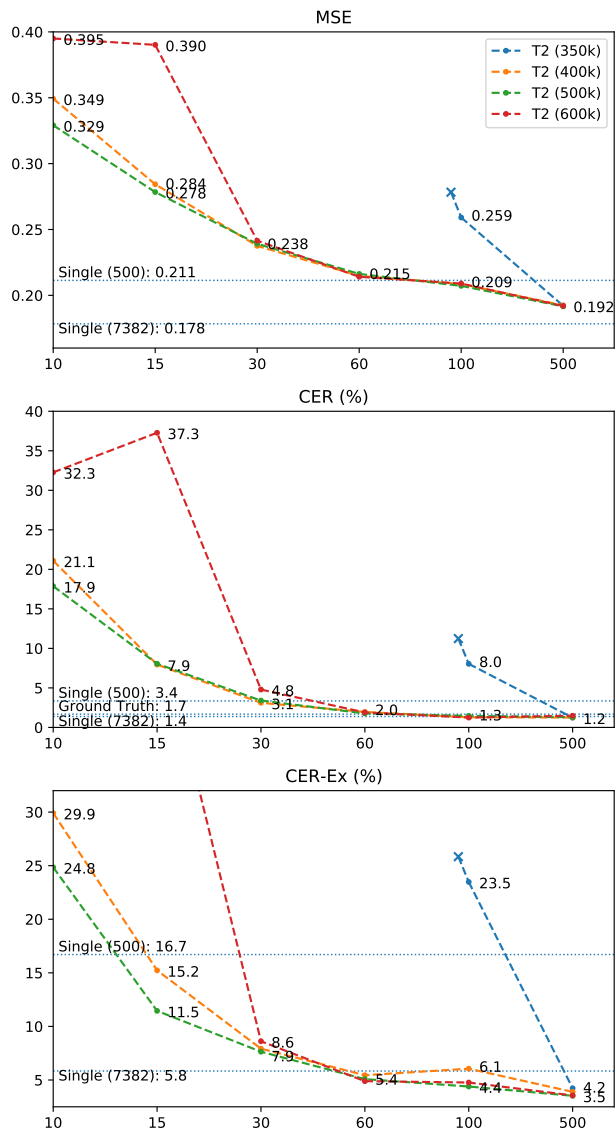


Figure 6. Objective results for alternative settings in Greek (el-gr) adapted from T2.

and find that by our model more natural English speech with less Japanese accent could be produced.

## C. Experimental Results

The figure for the impact of the timing to start adaptation at T3 is omitted in the paper, and given in Figure 6. It is similar to but much clearer than T3 that a semi-mature model that has been trained for 500k steps (i.e. 150k steps since transition to T2) is optimal in our experiments.