

Joint Network Topology Inference via Structured Fusion Regularization

Yanli Yuan, De Wen Soh, Xiao Yang, Kun Guo,
and Tony Q. S. Quek, *Fellow, IEEE*

Abstract—Joint network topology inference represents a canonical problem of jointly learning multiple graph Laplacian matrices from heterogeneous graph signals. In such a problem, a widely employed assumption is that of a simple *common* component shared among multiple networks. However, in practice, a more intricate topological pattern, comprising simultaneously of sparse, homogeneity and heterogeneity components, would exhibit in multiple networks. In this paper, we propose a general graph estimator based on a novel structured fusion regularization that enables us to jointly learn multiple graph Laplacian matrices with such complex topological patterns, and enjoys both high computational efficiency and rigorous theoretical guarantee. Moreover, in the proposed regularization term, the topological pattern among networks is characterized by a Gram matrix, endowing our graph estimator with the ability of flexible modelling different types of topological patterns by different choices of the Gram matrix. Computationally, the regularization term, coupling the parameters together, makes the formulated optimization problem intractable and thus, we develop a computationally-scalable algorithm based on the alternating direction method of multipliers (ADMM) to solve it efficiently. Theoretically, we provide a theoretical analysis of the proposed graph estimator, which establishes a non-asymptotic bound of the estimation error under the high-dimensional setting and reflects the effect of several key factors on the convergence rate of our algorithm. Finally, the superior performance of the proposed method is illustrated through simulated and real data examples.

Index Terms—Graph learning, heterogeneous graph signals, multiple graph inference, structured fusion regularization, topological patterns.

I. INTRODUCTION

Modern data analysis tasks typically involve large sets of structured data that reside on real-world networks such as social networks, wireless communication networks, and transportation networks [1], [2]. Graphs provide a flexible way of describing the nature of such data entities, where graph nodes represent the entities and weighted edges model the complex interactions between these entities. We refer to such structured data as graph signals. Many tools from the field of graph signal processing (GSP) exploit knowledge of the underlying network topology (e.g., as encoded in the graph Laplacian matrix) to process graph signals [3], [4]. However, there are often settings where the network topology is not

readily available and need to be learnt from the observations of graph signals [5].

To infer the underlying network topology, many *graph learning* methods have been developed to learn graph Laplacian matrices from the observed graph signals [6], [7]. The focus so far in the literature has been on estimating a *single* Laplacian matrix, by assuming a data model linking all observations to a single unknown graph [8]–[13]. However, in many applications it is more realistic to learn a collection of such graphs, due to the heterogeneity of the signals involved. By heterogeneous graph signals we mean data from several classes that share the same entities (nodes in the graph) but differ in their interaction patterns, with some edges common across all classes while other edges unique to each class. Examples of such heterogeneous graph signals include gene expression data from subjects with different stages of the same disease [14], webpages collected from a university department with different categories corresponding to the faculty, student, course [15], user profiles observed from social networks where the same set of users can have different types of social interactions [16], and so on. In these cases, joint network topology inference will typically provide more meaningful and interpretable results.

Nevertheless, joint network topology inference is challenging, because networks can possibly possess different types of complex topological patterns, comprising of sparse, heterogeneity and homogeneity components, in different scientific fields [17], [18]. As an illustration example, we present two types of complex topological patterns among three networks in Figure 1. Specifically, in Figure 1(a), the three networks are almost identical except that a handful of edges varies among them. Such a topological pattern naturally arise in gene regulatory networks for gene expression data from different stages of the same disease [14]. In Figure 1(b), there includes some nodes randomly rewiring most of their edges in each network, this property is common for hub nodes in social interaction networks [16]. Hence, any method must be general enough to discover different types of complex topological patterns in diverse applications. Unfortunately, the existing researches always employ an assumption of a simple common component shared among multiple networks, e.g., a smoothly time-varying topological pattern [19]–[22], regardless of many other desired types of intricate topological patterns in different applications.

In this paper, we introduce a general graph learning framework to jointly learn multiple graph Laplacian matrices from high-dimensional heterogeneous graph signals. Our framework

Yanli Yuan, De Wen Soh, Kun Guo and Tony Q. S. Quek are with the Singapore University of Technology and Design, Singapore (e-mail: yanli_yuan@mymail.sutd.edu.sg, dewen_soh@sutd.edu.sg, kun_guo@sutd.edu.sg and tonyquek@sutd.edu.sg).

Xiao Yang is with the State Key Laboratory of Integrated Service Institute of Information Science, Xidian University, Xi'an, Shaanxi, 710071, China (e-mail:XYang_2@stu.xidian.edu.cn.)

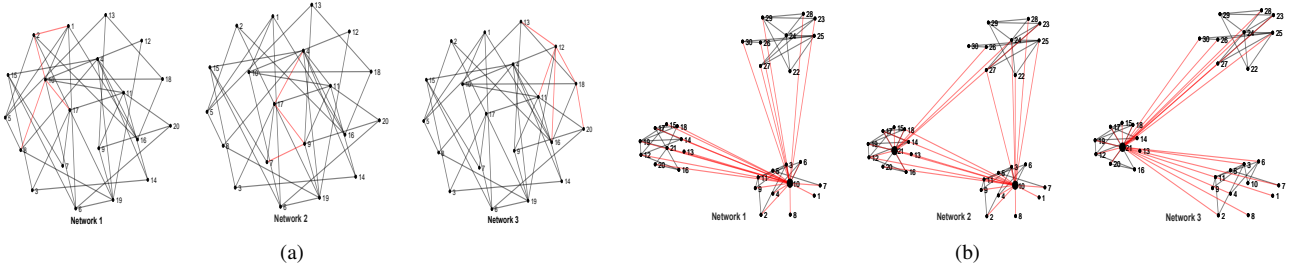


Fig. 1: The illustration of two types of complex topological patterns among three networks. The black lines are the edges shared in all three networks, while the red lines represent the unique edges. Generally, in both two cases, the topological pattern is complex, consisting of both heterogeneity and homogeneity components among the three networks, besides, all networks are sparse. However, the characteristics of the two topological patterns are different. (a) The three networks are almost identical except that a handful of edges varies among them. (b) There includes some nodes randomly rewiring most of their edges in each network.

can simultaneously achieve three goals: (1) modelling various types of complex topological patterns among networks, (2) computational efficiency, and (3) theoretical guarantees. More detailedly, the contributions are following:

First, we propose a novel graph estimator based on a structured fusion regularization. Such a regularization term helps incorporating the underlying topological patterns among graphs into the learning process, leading to a better capture of network topologies and in turn improving the estimation accuracy. Specifically, the proposed regularization term combines a ℓ_1 -norm with a weighted ℓ_2 -norm. On one hand, the ℓ_1 -norm encourages the sparsity in each learned graph Laplacian matrix. On the other hand, the weighted ℓ_2 -norm represents a family of group-structured norms [23], each of which is constructed by a Gram matrix. The Gram matrix typically reflects the in-group and across-group correlations between the edges of different graphs, which has natural tendency of fusing each group of edges according to their correlations. Thus, the Gram matrix can be chosen so as to model desired topological patterns depending on context. Different choices of the Gram matrix induce different topological patterns, which makes our proposed graph estimator general enough to learn various kinds of networks flexibly for different applications. In this work, we specify three choices of the Gram matrix as instances: e.g., the group graph lasso [24], time-varying graph lasso [25], and Laplacian shrinkage penalty [26] (see Section IV-A for details). In addition, our estimator can obviate the curse of dimensionality in high-dimensional setting, since it's able to improve statistical efficiency through fusing information from related graphs.

Second, we develop a message-passing algorithm using the alternating direction method of multipliers (ADMM) [27] to compute the proposed graph estimator. This is necessary because the structured fusion regularization term couples the parameters together, even though many algorithms exist to solve the single Laplacian matrix learning problem [5], [10], [13], [28], no ready-to-use methods exist for our considered multiple case. To make our algorithm more scalable, we rewrite the ADMM sub-problems in terms of proximal operators [29] and derive closed-form ADMM updates, which speed up our solver by several orders of magnitude over a

naive ADMM implementation.

Third, we provide a theoretical analysis of the proposed graph estimator. We establish a non-asymptotic bound of estimation error under the high-dimensional setting, where sample size is smaller than the ambient dimension of the latent variables. This bound illustrates theoretically the impact of topological patterns on the estimation accuracy. It also provides theoretical evidence of the advantage of using the structured fusion regularization in terms of convergence rate.

Finally, we apply our graph learning framework on both real and synthetic datasets. Experimental results show that our algorithm can find understandable network topologies, and different types of topological patterns from heterogeneous graph signals.

The rest of the paper is organized as follows. We first describe some related works in Section II, and then provide the preliminaries and problem formulation in Section III. We develop the general graph estimator in Section IV, where we elaborate the generality of structured fusion regularization and the proposed ADMM-based optimization algorithm. Theoretical analysis and experimental results are presented in Section V and VI, respectively. We conclude the paper in Section VII.

II. RELATED WORKS

This work relates to recent advancements in the GSP-based graph learning methods. Inferring a single graph Laplacian matrix from graph signals is a well-studied topic [5], [9], [30]–[32], and two overview papers about graph learning have been published recently [6], [7]. On the basis of the single-network counterpart, joint inference of multiple networks have been developed for different versions of the problem. A more widely studied one is that of inferring the topology of time-varying networks [19]–[22], [33]. However, these previous works have only assumed a common structure among multiple graphs and restricted small changes between consecutive graphs. One of the main contributions of our approach is that it is able to model many different types of topological patterns in networks, for example a small set of edges rewiring, a single node changing all its edges, or the entire network restructuring at a specific state. These facilitate a variety of applications,

several of which we examine in Section VI. We also provide theoretical guarantees of the proposed graph estimator, which are absent in previous works.

Another line of work focuses on the joint inference of multi-graphical models from heterogeneous populations without assuming the Laplacian constraints [34]–[36]. The primary goal is to jointly recover sparse precision matrices for the Gaussian-Markov random fields. Note that graphs estimated with these approaches often have negative edge weights. In contrast, our proposed method constrains to have non-negative edges in the estimated graph, because such graphs are often desired for many applications [3], [5].

Notations: Boldface upper-case or lower-case letters represent matrices and column vectors, and standard lower-case or upper-case letters stand for scalars. $\mathbf{A} \succeq 0$ means \mathbf{A} is a positive semi-definite matrix. $\sigma_{\max}(\mathbf{A})$ and $\sigma_{\min}(\mathbf{A})$ denote the maximum and minimum singular value of matrix \mathbf{A} . \mathbf{A}^\top , \mathbf{A}^{-1} , \mathbf{A}^\dagger , $\text{tr}(\mathbf{A})$, $\det(\mathbf{A})$, and $|\mathbf{A}|_+$ denote the transpose, inverse, pseudo-inverse, trace, determinant, and pseudo-determinant of \mathbf{A} , respectively. The vector consisting of all the diagonal elements of \mathbf{A} is denoted by $\text{diag}(\mathbf{A})$, the (i, j) -th entry of \mathbf{A} is denoted by A_{ij} or $[\mathbf{A}]_{ij}$, as well as, the spectral norm and the Frobenius norm of \mathbf{A} are expressed as $\|\mathbf{A}\|_2$ and $\|\mathbf{A}\|_F$, respectively. $\|\cdot\|_p$ denotes the ℓ_p -norm of a vector. We define $\|\cdot\|_{1,\text{off}}$ as the ℓ_1 -norm applied to the off-diagonal matrix entries. $\mathbf{1}$ stands for the all-one vector, and \mathbf{I} stands for the identity matrix. $[K]$ denotes the integer set $\{1, \dots, K\}$. $I(\cdot)$ denotes as an indicator function. Besides, we have $[x]_+ = \max(x, 0)$ and $[x]_- = \min(x, 0)$.

III. PRELIMINARIES AND PROBLEM FORMULATION

A. Fundamentals of GSP

The GSP framework [3] postulates that the network exists as a latent underlying structure, and that observations are generated as a result of a network process defined in such a graph. Formally, a rigorous definition of graph signals is following. Based on GSP theory, the eigenvectors of the graph Laplacian matrix can be used to perform harmonic analysis of graph signals, and the corresponding eigenvalues carry a notion of frequency. In particular, for a p -node undirected weighted graph, the adjacency matrix of the graph is defined as \mathbf{W} , which is a $p \times p$ symmetric matrix such that $W_{ij} = W_{ji}$ representing the edge weight between node i and node j . The graph Laplacian matrix is $\mathbf{L} = \mathbf{D} - \mathbf{W}$, where the diagonal matrix \mathbf{D} denotes the degree matrix with its i -th diagonal entry indicating the degree of node i (i.e., $\text{diag}(\mathbf{D})_i = \sum_{j=1}^N W_{ij}$). In general, the set of Laplacian matrices can be written as

$$\mathcal{L} = \{\mathbf{L} \in \mathbb{R}^{p \times p} \mid \mathbf{L} \succeq 0, L_{ij} = L_{ji} \leq 0, i \neq j, \text{ and } \mathbf{L} \cdot \mathbf{1} = 0\}. \quad (1)$$

As shown in (1), the graph Laplacian matrix is a real symmetric positive semidefinite matrix, so its eigenvalues are all non-negative.

Provided that the eigendecomposition of a graph Laplacian is $\mathbf{L} = \mathbf{U}\mathbf{\Lambda}\mathbf{U}^\top$, then the graph Fourier transform of a signal $\mathbf{x} \in \mathbb{R}^p$ is given by

$$\hat{\mathbf{x}} = \mathbf{U}^\top \mathbf{x}. \quad (2)$$

Equivalently, the inverse Fourier transform is

$$\mathbf{x} = \mathbf{U}\hat{\mathbf{x}}. \quad (3)$$

Using the notion of a graph Fourier transform, a graph signal can be obtained by the following model [9]:

$$\mathbf{x} = \boldsymbol{\mu} + \mathbf{U}h(\mathbf{\Lambda})\mathbf{U}^\top \mathbf{x}_0 = \boldsymbol{\mu} + h(\mathbf{L})\mathbf{x}_0, \quad (4)$$

where $h(\cdot)$ is a function of graph Laplacian, representing a graph-based filter, $\mathbf{x}_0 \in \mathbb{R}^p$ is the input data and $\boldsymbol{\mu}$ is a constant vector. The above filtered signal model (4) provides an unified representation of data residing on graphs, in which the graph Laplacian matrix captures pairwise relations between the entries of vectorized data and the graph-based filter measures the frequency characteristics of graph signals.

B. Graph learning from high-dimensional heterogeneous graph signals

In this paper, we consider graph signals that are observed from K related, but distinct networks $G = \{G_1, \dots, G_K\}$. Each network is an undirected weighted graph $G_k = \{\mathcal{V}, \mathcal{E}_k, \mathbf{L}_k\}$ with a set of p nodes and a specific set of edges \mathcal{E}_k characterized by the Laplacian matrix $\mathbf{L}_k \in \mathcal{L}$. Given that a graph signal $\mathbf{x} \in \mathbb{R}^p$ is collected from a designated graph G_k and the initial data is a white Gaussian signal $\mathbf{x}_0 \sim \mathcal{N}(\mathbf{0}, \mathbf{I})$, the observed data is thus a sample from a p -variate Gaussian distribution $\mathcal{N}(\boldsymbol{\mu}_k, h^2(\mathbf{L}_k))$. We adopt a decaying function¹

with form $h(\mathbf{L}_k) = \sqrt{\mathbf{L}_k^\dagger}$, which represents a class of smooth graph signals and was also studied in previous works [5], [13], [31]. Under these assumptions, the marginal distribution of \mathbf{x} is given by

$$p_k(\mathbf{x}) = \mathcal{N}(\boldsymbol{\mu}_k, \mathbf{L}_k^\dagger). \quad (5)$$

It can be seen from (5) that signals collected from G_k follow a degenerate Gaussian distribution with precision matrix \mathbf{L}_k .

Suppose that we have total $n = \sum_{k=1}^K n_k$ sequence of observations $\mathbf{X} = \{\mathbf{x}_i^{(k)}\}_{k=1}^K$, where $\mathbf{x}_i^{(k)} \in \mathbb{R}^p, i = 1, \dots, n_k$ are independent and identically distributed (i.i.d) samples from (5). The goal of graph learning is to learn the Laplacian matrix of each graph, i.e. $\mathbf{L}_1, \dots, \mathbf{L}_K$, from the observed data \mathbf{X} , which is formulated as maximizing the empirical log-likelihood defined by

$$\begin{aligned} \mathcal{F}_n(\mathbf{L} \mid \mathbf{X}) &= \frac{1}{n} \sum_{k=1}^K \sum_{i=1}^{n_k} \log p_k(\mathbf{x}_i^{(k)}) \\ &= \frac{1}{n} \sum_{k=1}^K n_k \left[\log(|\mathbf{L}_k|_+) - \text{tr}(\hat{\boldsymbol{\Sigma}}_k \mathbf{L}_k) \right]. \end{aligned} \quad (6)$$

Here, $\hat{\boldsymbol{\Sigma}}_k = \sum_{i=1}^{n_k} (\mathbf{x}_i^{(k)} - \boldsymbol{\mu}_k)(\mathbf{x}_i^{(k)} - \boldsymbol{\mu}_k)^\top$ denotes the sample covariance of signals associated with graph G_k , and from now on, $\mathbf{L} = \{\{\mathbf{L}_k\}_{k=1}^K \mid \mathbf{L}_k \in \mathcal{L}, k \in [K]\}$ represents the set of K graph Laplacians.

In the high-dimensional regime $Kp^2/2 \gg n$, it is well known that the maximum likelihood estimator is not consistent

¹Many other types of $h(\mathbf{L})$ can be chosen for modelling different characteristics of graph signals, we refer to [9], [31] for a detailed discussion of graph-based filter functions.

unless additional constraints are imposed on the model. Besides, our goal is to learn graphs that can exhibit both heterogeneity and homogeneity components. Thus, we generalize the learning problem as that of solving the following optimization:

$$\begin{aligned} & \underset{\{\mathbf{L}_k\}_{k=1}^K}{\text{maximize}} \quad \mathcal{F}_n(\mathbf{L} | \mathbf{X}) - \rho_n \mathcal{P}(\mathbf{L}) \\ & \text{subject to} \quad \mathbf{L}_k \in \mathcal{L}, \quad k \in [K]. \end{aligned} \quad (7)$$

Here, $\mathcal{P}(\mathbf{L})$ is to be specified as a regularization term that characterizes the topological patterns among multiple graphs. In the following, we propose a structured fusion penalty that enables us to incorporate prior knowledge about network structures in the learning process and will lead to more robust graph learning.

IV. JOINT NETWORK TOPOLOGY INFERENCE VIA STRUCTURED FUSION REGULARIZATION

A. Proposed structured fusion penalty

To facilitate encoding the topological patterns in the learned graphs, we propose a novel structured fusion penalty, which is defined as

$$\begin{aligned} \mathcal{P}(\mathbf{L}) &= \mathcal{P}_1(\mathbf{L}) + \rho_1 \mathcal{P}_2(\mathbf{L}) \\ &= \sum_{i \neq j} \|\mathbf{L}_{ij}\|_1 + \rho_1 \sum_{i \neq j} \sqrt{\mathbf{L}_{ij}^\top \tilde{\mathbf{J}} \mathbf{L}_{ij}}. \end{aligned} \quad (8)$$

Here, $\mathbf{L}_{ij} = ([\mathbf{L}_1]_{ij}, \dots, [\mathbf{L}_K]_{ij})^\top \in \mathbb{R}^K, i, j \in [p]$ is a vector of (i, j) -entries across the K graph Laplacians and $\tilde{\mathbf{J}} = \mathbf{J}^\top \mathbf{J}$ is a Gram matrix with \mathbf{J} being a given matrix or estimated from prior information.

The proposed structured fusion penalty combines a ℓ_1 -norm with a weighted ℓ_2 -norm. The ℓ_1 norm $\mathcal{P}_1(\mathbf{L}) = \sum_{i \neq j} \|\mathbf{L}_{ij}\|_1 = \sum_{k=1}^K \|\mathbf{L}_k\|_{1, \text{off}}$ encourages sparsity in each estimated graph Laplacian. We do not penalize the diagonal elements of each \mathbf{L}_k , since \mathbf{L}_k is required to satisfy $\mathbf{L}_k \mathbf{1} = \mathbf{0}$.

The weighted ℓ_2 norm $\mathcal{P}_2(\mathbf{L})$ represents a family of the group-structured norms which has the natural tendency of fusing each group of coefficients according to their correlations [23]. Specifically, the Gram matrix $\tilde{\mathbf{J}} = \mathbf{J}^\top \mathbf{J}$ reflects some underlying geometry or structure across K graphs, and different choices of $\tilde{\mathbf{J}}$ allow us to enforce different types of topological patterns among graphs. Hence, if we have some prior knowledge of the network topologies, we are able to encode it into $\tilde{\mathbf{J}}$. Next, we will introduce various choices of $\tilde{\mathbf{J}}$ that will enable (7) to learn multiple graphs with specific topological patterns.

- *The group graph lasso.* Assuming that $\mathbf{J} = \mathbf{I}$ is an identity matrix, then the penalty takes the form

$$\mathcal{P}_2(\mathbf{L}) = \sum_{i \neq j} \sqrt{\sum_{k=1}^K [\mathbf{L}_k]_{ij}^2}. \quad (9)$$

This group lasso penalty encourages the Laplacian matrices of K graphs are equally similar to each other. As a result, this penalty is best used in the cases where we expect only a handful of edges varies among the graphs.

- *Time-varying graph lasso.* Given that $\mathbf{J} = \begin{pmatrix} 0 & 0 & 0 & \dots & 0 \\ 1 & -1 & \ddots & \ddots & \vdots \\ 0 & 1 & -1 & \ddots & 0 \\ \vdots & \ddots & \ddots & \ddots & 0 \\ 0 & \dots & 0 & 1 & -1 \end{pmatrix}$ is a difference operator, then the penalty has the form

$$\mathcal{P}_2(\mathbf{L}) = \sum_{i \neq j} \sqrt{\sum_{k=2}^K ([\mathbf{L}_k]_{ij} - [\mathbf{L}_{k-1}]_{ij})^2}. \quad (10)$$

With the summation of the difference at consecutive time points, this penalty can be applied when we want to achieve an estimation of time-varying graphs that change smoothly over time.

- *The Laplacian shrinkage penalty.* For any $k, k' \in [K]$, let $\omega_{kk'} \geq 0$ measure the pairwise similarity between graphs G_k and $G_{k'}$. If $\omega_{kk'} > 0$, then the graphs G_k and $G_{k'}$ are related; if $\omega_{kk'} = 0$, then the graphs G_k and $G_{k'}$ are different enough to be considered independent. Setting the entries of the Gram matrix $\tilde{\mathbf{J}}$ with value $\tilde{J}_{kk'} = \begin{cases} \sum_{k' \neq k} \omega_{kk'}, & k = k' \\ -\omega_{kk'}, & k \neq k' \end{cases}$, then the weighted shrinkage penalty is defined as

$$\mathcal{P}_2(\mathbf{L}) = \sum_{i \neq j} \sqrt{\sum_{k, k'=1}^K \omega_{kk'} ([\mathbf{L}_k]_{ij} - [\mathbf{L}_{k'}]_{ij})^2} \quad (11)$$

If two graphs G_k and $G_{k'}$ share more similar components then the corresponding tuning parameter $\omega_{kk'}$ will be larger, which encourages many elements of $\mathbf{L}_k, \mathbf{L}_{k'}$ to be identical. This penalty is best used in situations when some graphs are expected to be more similar to each other than others.

Remark 1: In particular, when $\omega_{kk'} \rightarrow \infty$, the problem (7) with the penalty function stated in (11) reduces to a single graph learning problem. On the other hand, when $\omega_{kk'} \rightarrow 0$, the problem (7) with the penalty function stated in (11) reduces to learning K graphs separately.

The above examples highlights the generality of the proposed weighted ℓ_2 norm, which allows for incorporating various types of prior information of data into the learning process. Namely, any specific topological patterns among graphs, such as a desired level of group sparsity, or a group of time-varying edges, can easily be encoded in the Gram matrix, rendering our graph estimator the ability of flexible modelling different types of topological patterns.

The combined effect of the two norms in the proposed penalty is to find estimates of multiple graphs comprising simultaneously of sparse, homogeneity and heterogeneity components, which may be desirable in many settings. The simulation results in Section VI show that the proposed estimator can result in meaningful network topologies.

B. Optimization

Have given the explicit Gram matrix $\tilde{\mathbf{J}}$ and its associated penalty function in (8), we can obtain our structured fusion

graph estimator $\hat{\mathbf{L}}$ by solving the optimization problem (7), which represents a generic model for jointly learning multiple graph Laplacians with topological patterns specified in $\mathcal{P}(\mathbf{L})$. As $\mathcal{P}(\mathbf{L})$ makes the parameters coupled together, it is infeasible to solve the whole problem at once. Hence, we propose a algorithm called JEMGL (Jointly Estimation of Multiple Graph Laplacians), which is based on the ADMM method [27], to solve problem (7) efficiently. With ADMM, we split the problem up into a series of sub-problems and use a message-passing algorithm to converge on the globally optimal solution. The detailed ADMM-update procedure of $\hat{\mathbf{L}}$ is summarized in Algorithm 1 and can be found in Appendix A.

V. THEORETICAL GUARANTEES

In this section, we derive the non-asymptotic estimation error bound of our structured fusion graph estimator. To derive this bound, we generally adopt tools from [23] and [37], properly adjusted to our problem. We consider a high-dimensional setting $p \gg n_k, \forall k \in [K]$, where both n and p go to infinity.

Let $\mathbf{L}^* = \{\mathbf{L}_k^* \in \mathcal{L}\}_{k=1}^K$ be the set of the true Laplacian matrices of K graphs and $\hat{\mathbf{L}}_{\rho_n} = \{\hat{\mathbf{L}}_k \in \mathcal{L}\}_{k=1}^K$ be the optimal solution of the structured fusion graph estimator (7) with a fixed ρ_n . The following theorem establishes bounds and hence convergence rates for the error $\|\hat{\mathbf{L}}_{\rho_n} - \mathbf{L}^*\|$, in Frobenius norm.

Theorem 1. *Let $s = \#\{(i, j) : [\mathbf{L}_k^*]_{ij} \neq 0, k \in [K], i, j = 1, \dots, p, i \neq j\}$ denote the sparsity parameter. Suppose that $\tau \in (0, \min_k \frac{n_k}{n})$. For*

$$n \geq \max \left\{ \frac{2 \ln p}{\tau}, \frac{2^{13} 15^2 \lambda_{\mathbf{L}}^2 \kappa_{\mathbf{J}}^2 \nu^2}{\tau^3} s \ln p \right\}$$

and $\rho_n = 2 \left(1 + \sigma_{\min}(\tilde{\mathbf{J}}) \sqrt{K} \right) \left(\frac{1}{p} + 40 \sqrt{2} \nu \sqrt{\frac{\ln p}{n \tau}} \right)$, we have probability at least $(1 - 2K/p)$ that

$$\|\hat{\mathbf{L}}_{\rho_n} - \mathbf{L}^*\|_{\text{F}} \leq 24 \kappa_{\mathbf{J}} \lambda_{\mathbf{L}}^2 \tau^{-3/2} \left(\frac{\sqrt{s}}{p} + 40 \sqrt{2} \nu \sqrt{\frac{s \ln p}{n}} \right),$$

where $\kappa_{\mathbf{J}} = \left(1 + \sigma_{\min}(\tilde{\mathbf{J}}) \sqrt{K} \right) \left(1 + \rho_1 \sqrt{\sigma_{\max}(\tilde{\mathbf{J}})} \right)$, $\lambda_{\mathbf{L}} = \max_k \|\mathbf{L}_k^*\|_2$ and $\nu = \max_{k,i} [(\mathbf{L}_k^*)^\dagger]_{ii}$.

The proof of Theorem 1 can be found in Appendix B.

Theorem 1 reveals the sample complexity and convergence behaviour of the estimator error with respect to some factors, such as the number of network nodes p , the sparsity parameter s , the number of multiple related networks K , and some conditions on the true graph Laplacians. Besides, it also provides insights into the impact of the spectral properties of \mathbf{J} on the estimation accuracy. For instance, if K graphs are highly similar, then $\sigma_{\min}(\tilde{\mathbf{J}}) \approx 0$, leading to smaller sample complexity and estimation error bound. This makes sense, as information can be better shared when estimating parameters of similar graphs. These theoretical results suggest that our proposed structured fusion penalty is able to take advantage

of the network topologies information to improve statistical estimation efficiency.

VI. EXPERIMENTS

In this section, we evaluate our proposed framework for joint inference of networks on both synthetic and real data. We first introduce the general experimental settings and then compare the performance of our methods with those of benchmark methods.

A. Experiment setting

1) *Baselines for comparison:* We compare the performance of our proposed methods with two existing methods: time-varying graph learning with Tikhonov regularization (TGL-Tikhonov) [19] and the graphical Lasso based model for combinatorial graph Laplacian estimation (CGL-GLasso) [13]. For CGL-GLasso, estimation was carried out separately for each class with the same regularization parameter. (see Table I for a summary of all the methods we compare). We apply our JEMGL algorithm with different choices of Gram matrix and demonstrate the importance of using appropriate penalties for different types of topological patterns among graphs.

2) *Evaluation metrics:* To measure the graph Laplacians estimation quality, we calculate the relative error (RE) and F-score (FS) used in [13], each average over all K related graphs. RE is given by

$$\text{RE} := \frac{1}{K} \sum_{k=1}^K \frac{\|\hat{\mathbf{L}}_k - \mathbf{L}_k^*\|_{\text{F}}}{\|\mathbf{L}_k^*\|_{\text{F}}}, \quad (12)$$

where $\hat{\mathbf{L}}_k$ is the estimated graph Laplacian matrix of graph \mathcal{G}_k , and \mathbf{L}_k^* is the ground truth. RE reflects the accuracy of edge weights on the estimated graph. The FS is given by

$$\text{FS} := \frac{1}{K} \sum_{k=1}^K \frac{2\text{tp}_k}{2\text{tp}_k + \text{fn}_k + \text{fp}_k}, \quad (13)$$

where the true positive (tp_k) is the total number of edges that are included both in $\hat{\mathbf{L}}_k$ and \mathbf{L}_k^* , the false negative (fn_k) is the number of edges that are not included in $\hat{\mathbf{L}}_k$ but are included in \mathbf{L}_k^* , and the false positive (fp_k) is the number of edges that are included in $\hat{\mathbf{L}}_k$ but are not included in \mathbf{L}_k^* . The FS measures the accuracy of the estimated graph topology. The higher the FS is, the better the performance of capturing graph topology is.

B. Experiments on Synthetic Datasets

1) *Network construction:* In the simulation, we consider observations from a $K = 3$ related graphs. We illustrate three different types of topological patterns among K graphs.

- **Pattern 1.** The three graphs share a similar topology with only a handful of edges varies among the graphs. We set the graph adjacency matrix $\mathbf{W}_k = \mathbf{W}_c + \mathbf{U}_k, k = 1, 2, 3$, where \mathbf{W}_c is common in all graphs and \mathbf{U}_k represents unique structure of the k -th graph. The common part, \mathbf{W}_c , is generated as follows: we generate an undirected graph \mathcal{G} of size p following an Erdos-Renyi model [38]

TABLE I: List of alternative and proposed methods

Method	Algorithm	Penalty
CGL-GLasso	Single combinatorial graph Laplacian learning from smooth graph signals [13]	Graphical Lasso
TGL-Tikhonov	Time-varying graph learning from smooth graph signals [19]	Tikhonov regularization
JEMGL-GGL (proposed)	Joint estimation of multiple graph Laplacians	Group graph Lasso (9)
JEMGL-TVGL (proposed)	Joint estimation of multiple graph Laplacians	Time-varying graph Lasso (10)
JEMGL-LSP (proposed)	Joint estimation of multiple graph Laplacians	Laplacian shrinkage penalty (11)

with an edge connection probability 0.2 and edge weights uniformly from $[0.75, 2]$. The adjacency matrix of graph \mathcal{G} represents \mathbf{W}_c . For each \mathbf{U}_k , we first set $\mathbf{U}_k = \mathbf{0}$, then we randomly pick 5% pairs of symmetric off-diagonal entries and replace them with values randomly chosen from the interval $[-1, -0.5] \cup [0.5, 1]$. Finally, for each \mathbf{W}_k , we normalize the edge weights to $[0, 2]$ by setting $[\mathbf{W}_k]_{ij} = \begin{cases} 0, & [\mathbf{W}_k]_{ij} < 0; \\ 2, & [\mathbf{W}_k]_{ij} > 2. \end{cases}$

- **Pattern 2.** Three time-varying graphs. We first generate a Erdos-Renyi graph \mathcal{G}_1 with p nodes attached to other nodes with probability 0.3. The edge weights uniformly from $[0.75, 2]$. The second graph \mathcal{G}_2 is obtained by randomly down-sampling 10% of edges from \mathcal{G}_1 . Similarly, we obtain \mathcal{G}_3 by randomly down-sampling 10% edges from \mathcal{G}_2 .
- **Pattern 3.** Three graphs with two graphs are expected to be more similar to each other than the another one. We first generated a random modular graph \mathcal{G}_2 with p nodes and 3 modules (subgraphs), where the node attachment probability across modules and within modules are 0.1 and 0.5 respectively. We randomly assigned $\text{Unif}(0.75, 2)$ values to nonzero entries of the corresponding adjacency matrix \mathbf{W}_2 . For each of graph \mathcal{G}_1 and \mathcal{G}_3 , we removed one of the modules of \mathcal{G}_2 by setting the corresponding off-diagonal entries of \mathbf{W}_2 to 0.

In above setting, we use the pattern index to represent the level of heterogeneity among three graphs. As the pattern index increase, we gradually increase the proportion of individual connectivity in each graph. (i.e., graphs with pattern 1 share the largest ratio of common structure, while graphs with pattern 3 share the smallest ratio of common structure.)

2) *Graph signals generation:* After three graphs are constructed based on a topological pattern, the data is randomly generated through a smooth graph signal model $\mathbf{x}_i^{(k)} \sim \mathcal{N}(\mathbf{0}, \mathbf{L}_k^\dagger)$, $k = 1, 2, 3$.

3) *Implementation:* For all algorithms, we assume the number of graphs $K = 3$ is known. For our JEMGL algorithm, we chose ρ_1 by conducting a grid search over tuning range $10^{-2+2r/15}$ with $r = 0, 1, \dots, 20$. The Gram matrix $\tilde{\mathbf{J}}$ for Laplacian shrinkage penalty (11) is set as follows: For graphs with pattern 1, we set $w_{kk'} = 1, \forall k, k' \in [K]$; For graphs with pattern 2, we set $w_{kk'} = \begin{cases} 0, & k = k'; \\ 0.5, & |k - k'| > 1; \\ 1, & |k - k'| = 1. \end{cases}$; For graphs with pattern 3, we set $w_{kk'} = \begin{cases} 0, & k = k'; \\ 0.1, & |k - k'| > 1; \\ 1, & |k - k'| = 1. \end{cases}$

For CGL-GLasso [13] and TGL-Tikhonov [19], the tuning

parameter α is selected from the following set:

$$\{0\} \cup \left\{ 0.75^r \left(z_{\max} \sqrt{\log p / n} \right) \mid r = 1, 2, 3, \dots, 14 \right\}, \quad (14)$$

where $z_{\max} = \max_{i \neq j} [\mathbf{L}_k^\dagger]_{ij}$. All algorithms are terminated when the Frobenius norm of the change of \mathbf{L} between iterations is smaller than a threshold (by default 10^{-3}).

4) *Performance comparison:* In these experiments, our goal is to compare the best achievable performance of all methods. We set the number of graph nodes $p = 15$ and consider two cases: balanced sample sizes $n = (100, 100, 100)$, unbalanced sample sizes $n = (60, 90, 150)$. We performed 50 Monte-Carlo simulations for each set-up and reported the averaged relative error and F-score for each method. Table II (a) are comparison summaries for graphs with pattern 1, Table II (b) are comparison summaries for graphs with pattern 2 and Table II (c) are comparison summaries for graphs with pattern 3.

Overall, as shown in Table II, all methods are affected by unbalanced sample size, and present worse performance in terms of estimation accuracy. Noted also that the separate method (CGL-GLasso) give the best results for graphs with pattern 3 and the worst results for graphs with pattern 1, which is exact oppose to the results of other four joint estimation methods. This is precisely as it should be, since the joint estimation methods have advantage of learning related networks by sharing information. As the pattern index increases, the topologies become more and more different, and the results of the joint and separate methods will move closer. This indicates that as long as there is a substantial common structure, the joint methods are superior to separate estimations.

Additionally, considering the results in each sub-table, we can see that regardless of penalty type, our JEMGL algorithms outperforms the two baselines in most scenarios, with the TGL-Tikhonov methods slightly outperforming our methods for graphs with pattern 2. These results demonstrate the flexibility of our proposed structured fusion penalty in capturing different types of topological patterns in networks.

Regarding the selection of penalty type. While the JEMGL outperforms the two baselines regardless of the penalty type, even greater gains can be achieved by selecting the correct structural penalty. In real world cases, the Gram matrix $\tilde{\mathbf{J}}$ can be selected by cross-validation or by incorporating domain knowledge, using the descriptions in Section IV-A to choose the proper penalty based on exactly what type of topological patterns in the data. As shown in Table II, there are clear benefits from using certain penalties in certain situations. For example, graphs with pattern 1, which is well-suited to be analysed by a group graph lasso, choosing this penalty leads to a 8% higher F-score. For graphs with pattern 3, the Laplacian

TABLE II: The performance of learning multiple graphs with different patterns. (a) Comparison summaries for graphs with pattern 1. (b) Comparison summaries for graphs with pattern 2. (c) Comparison summaries for graphs with pattern 3.

(a) Pattern 1			
n	Methods	RE	FS
(100, 100, 100)	CGL-GLasso	0.492	0.473
	TGL-Tikhonov	0.319	0.670
	JEMGL-GGL	0.213	0.843
	JEMGL-TVGL	0.314	0.678
	JEMGL-LSP	0.222	0.763
(60, 90, 150)	CGL-GLasso	0.561	0.424
	TGL-Tikhonov	0.431	0.552
	JEMGL-GGL	0.333	0.652
	JEMGL-TVGL	0.437	0.548
	JEMGL-LSP	0.358	0.641

(b) Pattern 2			
n	Methods	RE	FS
(100, 100, 100)	CGL-GLasso	0.412	0.561
	TGL-Tikhonov	0.237	0.748
	JEMGL-GGL	0.374	0.625
	JEMGL-TVGL	0.231	0.753
	JEMGL-LSP	0.286	0.701
(60, 90, 150)	CGL-GLasso	0.502	0.451
	TGL-Tikhonov	0.362	0.639
	JEMGL-GGL	0.478	0.512
	JEMGL-TVGL	0.366	0.631
	JEMGL-LSP	0.387	0.601

(c) Pattern 3			
n	Methods	RE	FS
(100, 100, 100)	CGL-GLasso	0.401	0.584
	TGL-Tikhonov	0.391	0.592
	JEMGL-GGL	0.395	0.589
	JEMGL-TVGL	0.389	0.599
	JEMGL-LSP	0.301	0.695
(60, 90, 150)	CGL-GLasso	0.492	0.473
	TGL-Tikhonov	0.482	0.507
	JEMGL-GGL	0.487	0.476
	JEMGL-TVGL	0.484	0.493
	JEMGL-LSP	0.460	0.537

shrinkage penalty does the best job at reconstructing the three graphs. This structured fusion penalty, which to the best of our knowledge has not been previously explored in multiple graph Laplacians learning, allows us to model various types of topological patterns with high precision.

5) *Effect of Sample Size and Dimension*: Now, we investigate the effect of sample size and dimension on the performance of different methods. We evaluate the performance for data sampled from graphs with pattern 3. The total unknown parameters are $\frac{Kp^2}{2}$. We set the dimension $p = 30$ and modify the total sample size n from 150 to 4500 to examine results from high-dimensional to low-dimensional setting. We assume a balanced sample size, i.e., $n_k/n = 1/3, k = 1, 2, 3$. The results are presented in Fig. 2. Overall, the performance of all methods initially increases as more data are available. On one hand, JEMGL-LSP outperforms other methods at all set-

ups. On the other hand, for high-dimensional settings (i.e., $n/p \leq 45$), the joint estimation methods achieve better performance than that of CGL-Lasso method, while they perform similarly for a larger sample size. These results demonstrate that our proposed penalty can substantially improve the graph estimation accuracy, especially in high-dimensional setting.

C. Real Data

Here, we apply our JEMGL method to a real-world example to demonstrate how this approach can be used to find meaningful network topologies from heterogeneous graph signals.

We analyse the **Webkb** data set² from the World Wide Knowledge Base project at Carnegie Mellon University [15]. The data set contains webpages from websites at computer science departments in various universities. The webpages include seven categories: student, faculty, course, project, staff, department, and the other. For our analysis, only 1228 webpages corresponding to the three largest categories were selected: student (544 webpages), faculty (374 webpages) and course (310 webpages). The original data set was preprocessed by Cardoso-Cachopo [39]. The log-entropy weighting method [40] was used to calculate the word-document matrix $\mathbf{X} \in \mathbb{R}^{p \times n}$ with p and n denoting the number of distinct words and webpages. In particular, let $f_{ij}, i \in [p], j \in [n]$ be the number of times the i -th word appears in the j -th webpage and let $h_{ij} = \frac{f_{ij}}{\sum_{j=1}^n f_{ij}}$. Then, the log-entropy weight of the i -th word is defined as $e_i = 1 + \sum_{j=1}^n h_{i,j} \log(h_{i,j}) / \log(n)$. Finally, the (i, j) -th entry of the word-document matrix is given by $[\mathbf{X}]_{ij} = e_i \log(1 + f_{ij}), i \in [p], j \in [n]$, and it is normalized along each row. In our experiments, $p = 100$ words with the highest log-entropy weights out of a total of 4800 words were selected and $n = 1228$. We aim to construct the word network of each category from the word-document matrix \mathbf{X} . In this experiment, we adopt the Laplacian shrinkage penalty.

The resulting word networks from webpages of each category are shown Fig. 3. In Fig. 3, the black lines are links shared in all categories, and the color lines are uniquely presented in some categories. The resulting common network structure is shown in Fig. 3 (a), the estimated networks for the course, student and faculty categories are shown in Fig. 3 (b), (c) and (d) respectively. Clearly, most edges are black lines, which represents the homogeneity component shared in all categories. As a example, some standard phrases in computer science, such as comput-scienc, softwar-develop, program-language, and web-page etc. are significant across all the tree categories and can be found in Fig.3 (a).

The JEMGL also allows us to explore the heterogeneity between different categories. For instance, some links uniquely appear in 'Course' graph : theori-class, class-hour and soft-cours. As these are course-related terms, it is reasonable to expect these links are appeared in the course category. Similarly, it can be seen that words pairs select and class are only linked in the student category, since graduate students have to choose classes. On the other hand, some word

²The full data set can be downloaded from the machine learning repository at the University of California, Irvine, <http://www.ics.uci.edu/mllearn/>.

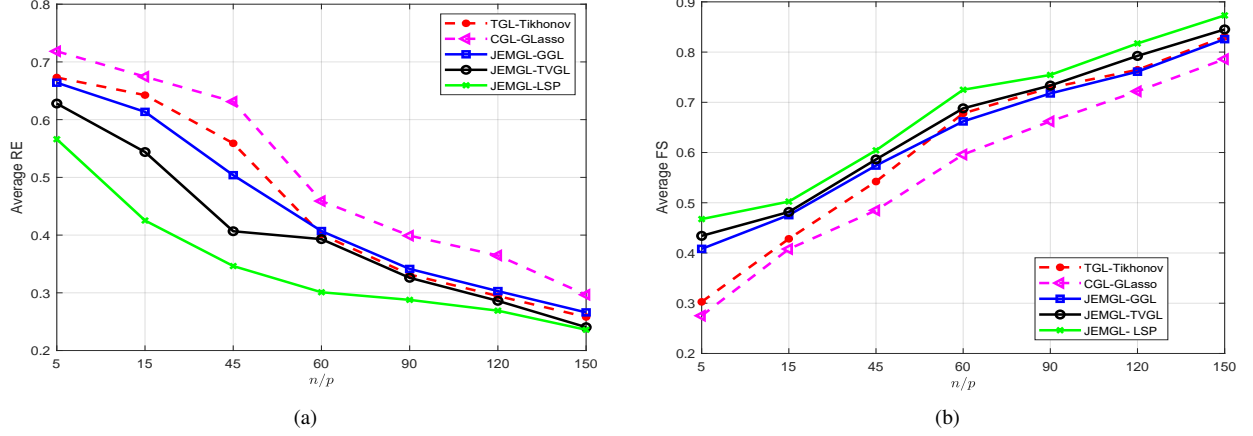


Fig. 2: The effects of sample size and dimension on learning three related graphs of all methods. (a) The average relative error of multiple graphs inference. (b) The average F-score of multiple graphs inference.

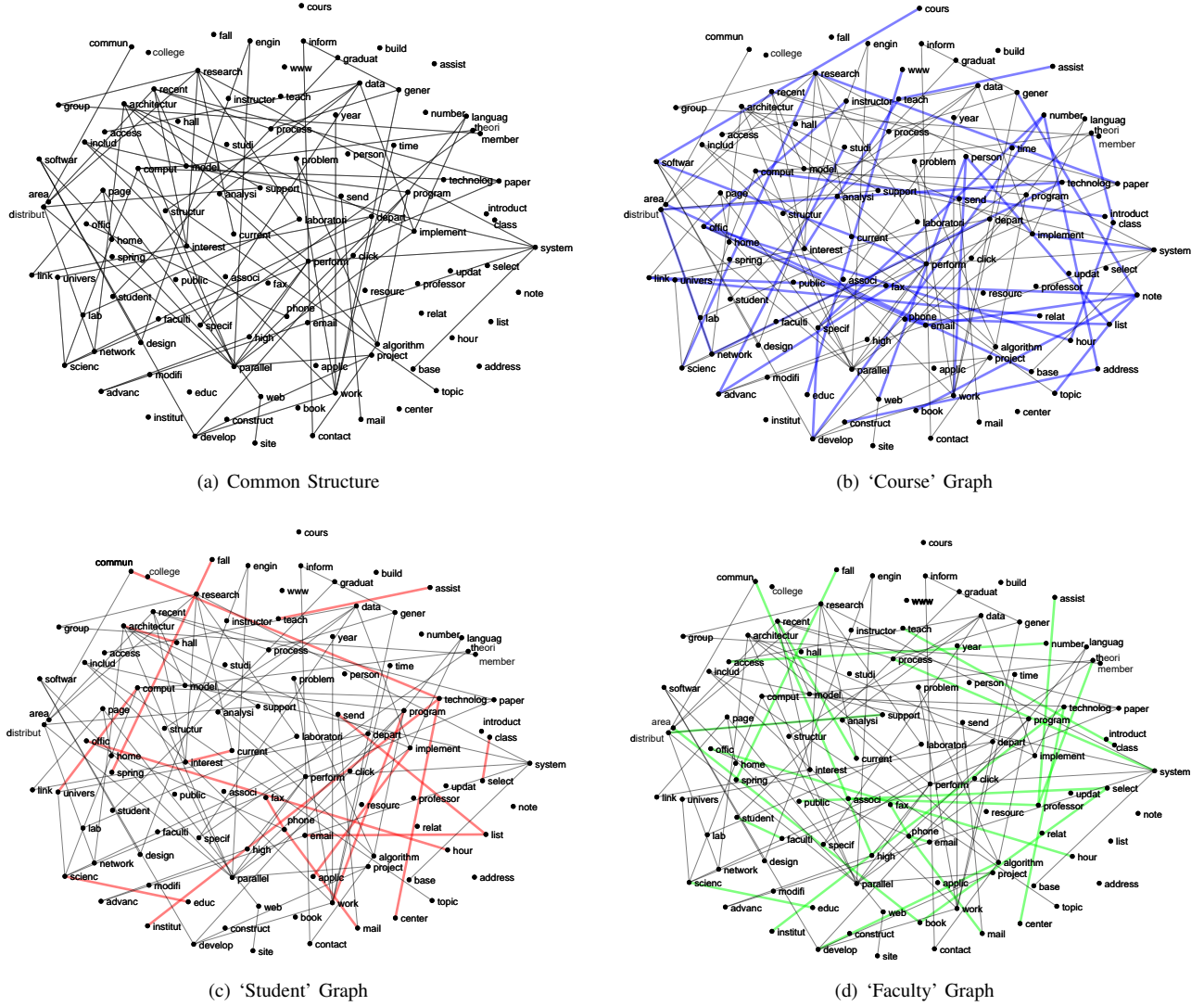


Fig. 3: The estimated graphs by the JEMGL-LSP on **Webkb** dataset. The nodes represent the 100 words. The edges denote the conditional dependence structures among words. The black lines are the edges shared in all three categories. The color lines are the unique edges in some categories. (a) The common structure among all graphs. (b) The estimated 'Course' graph. (c) The estimated 'Student' graph. (d) The estimated 'Faculty' graph.

pairs only have links in the faculty category, such as assistant-professor and associate-professor. In addition, teach-assist is shown frequently in the course and student category but less likely to appear in faculty group. Overall, the JEMGL algorithm can capture the basic common semantic structure of the websites, but also identifies meaningful differences across the various categories. This demonstrates that our structured fusion penalty can extract both homogeneity and heterogeneity components across multiple graphs.

VII. CONCLUSION

In this paper, we have presented a general graph estimator for jointly estimating multiple graph Laplacian from heterogeneous graph signals, called JEMGL. The JEMGL is capable of capturing sparse, heterogeneity and homogeneity components among graphs via structured fusion regularization. The proposed regularization term generalizes useful convex penalties, allowing us to encode different topological patterns among multiple graphs. In the JEMGL, we have developed a scalable ADMM-based algorithm to solve the penalized multiple graph inference problems efficiently. Moreover, we have provided theoretical guarantees for the JEMGL, which establishes a non-asymptotic estimation error bound under the high-dimensional setting and also enables us to investigate the relationship between the convergence rate with the topological patterns, the number of graph signals and the number of networks. Experimental results on synthetic and real data have demonstrated that better performance can be obtained with the JEMGL.

Throughout this paper we assumed that the prior knowledge of the topological patterns among graphs is known. It is of great interest to study extensions of the JEMGL to the multiple graph inference with an unknown topological patterns, which are left for our future research.

APPENDIX A ADMM SOLVER FOR (7)

Here, we derive the ADMM solver for the problem (7). We reformulate (7) as

$$\begin{aligned} \min_{\{\mathbf{L}_k\}_{k=1}^K} & \frac{1}{n} \sum_{k=1}^K n_k \left[-\log(|\mathbf{L}_k|_+) + \text{tr}(\boldsymbol{\Sigma}_k \mathbf{L}_k) \right] \\ & + \rho_n \sum_{k=1}^K \|\mathbf{L}_k\|_{1,\text{off}} + \rho_n \rho_1 \sum_{i \neq j} \|\mathbf{J} \mathbf{L}_{ij}\|_2, \\ \text{s.t. } & \mathbf{L}_k \in \mathcal{L}, k \in [K], \end{aligned} \quad (15)$$

with $\tilde{\mathbf{J}} = \mathbf{J}^\top \mathbf{J}$. Setting $\mathbf{M} = \frac{1}{p} \mathbf{1} \mathbf{1}^\top$, in [12], it has been proved that

$$\log \det \left(\mathbf{L}_k + \frac{1}{p} \mathbf{1} \mathbf{1}^\top \right) = \log \left(1 \times \prod_{i=2}^N \lambda_i \right) = \log(|\mathbf{L}_k|_+), \quad (16)$$

Algorithm 1 : Joint Estimation of Multiple Graph Laplacians (JEMGL)

Input: $\mathbf{P}, \mathbf{J}, \{\mathbf{Q}_k\}_{k=1}^K$, symmetric $\mathbf{A}^{(0)}, \mathbf{B}^{(0)}, \mathbf{E}^{(0)}$ and $\mathbf{F}^{(0)}$, $\rho > 0, \rho_n > 0, \rho_1 > 0, m=0$;
Output: $\hat{\mathbf{L}}$
Repeat:

- 1: Eigenvalue decomposition:
 $\frac{1}{\rho} \mathbf{P}^T \left(\mathbf{Q}_k + \mathbf{E}_k^{(m)} - \rho \mathbf{B}_k^{(m)} \right) \mathbf{P} = \mathbf{V}_k \boldsymbol{\Lambda}_k \mathbf{V}_k^\top$;
- 2: \mathbf{D}_k is diagonal, with $[\mathbf{D}_k]_{ii} = \frac{-\rho[\boldsymbol{\Lambda}_k]_{ii} + \sqrt{\rho^2[\boldsymbol{\Lambda}_k]_{ii}^2 + 4\rho}}{2\rho}$;
- 3: $\boldsymbol{\Xi}_k^{(m+1)} = \mathbf{V}_k \mathbf{D}_k \mathbf{V}_k^\top$;
- 4: $\mathbf{L}_k^{(m+1)} = \mathbf{P} \boldsymbol{\Xi}_k^{(m+1)} \mathbf{P}^T$;
- 5: $\mathbf{a}_{ij}^{(m+1)} = \left[1 - \frac{\rho_n \rho_1}{\rho \|\mathbf{J} \mathbf{b}_{ij}^{(m)} + \mathbf{f}_{ij}^{(m)}\|_2} \right]_+ \left(\mathbf{J} \mathbf{b}_{ij}^{(m)} + \mathbf{f}_{ij}^{(m)} \right)$;
- 6: when $i = j$, $\mathbf{b}_{ij}^{(m+1)} = \left[\frac{1}{\rho} \mathbf{e}_{ij}^{(m)} + \mathbf{l}_{ij}^{(m+1)} \right]_+$;
- 7: when $i \neq j$,
 $\mathbf{b}_{ij}^{(m+1)} = \left[(\mathbf{I} + \tilde{\mathbf{J}})^{-1} \left(\frac{1}{\rho} \mathbf{e}_{ij}^{(m)} + \frac{1}{\rho} \mathbf{J}^\top \mathbf{f}_{ij}^{(m)} + \mathbf{l}_{ij}^{(m+1)} + \tilde{\mathbf{J}} \mathbf{a}_{ij}^{(m+1)} \right) \right]_-$;
- 8: $\mathbf{E}_k^{(m+1)} = \mathbf{E}_k^{(m)} + \rho (\mathbf{L}_k^{(m+1)} - \mathbf{B}_k^{(m+1)})$;
- 9: $\mathbf{f}_{ij}^{(m+1)} = \mathbf{f}_{ij}^{(m)} + \rho \mathbf{J} (\mathbf{a}_{ij}^{(m+1)} - \mathbf{b}_{ij}^{(m+1)})$;
- 10: $m = m + 1$;
- 11: **Until** convergence
- 12: **return** $\hat{\mathbf{L}} = \{\mathbf{L}_k^{(m)}\}_{k=1}^K$.

so $\log(|\mathbf{L}_k|_+) = \log \det(\mathbf{L}_k + \mathbf{M})$. Let $\mathbf{H}_k = \frac{n \rho_n}{n_k} (\mathbf{I} - \mathbf{1} \mathbf{1}^\top)$, then $\frac{n \rho_n}{n_k} \|\mathbf{L}_k\|_{1,\text{off}} = \text{tr}(\mathbf{H}_k \mathbf{L}_k)$, and let $\mathbf{Q}_k = \boldsymbol{\Sigma}_k + \mathbf{H}_k$. Hence, the problem (15) is equivalent to

$$\begin{aligned} \min_{\{\mathbf{L}_k\}_{k=1}^K} & \sum_{k=1}^K \frac{n_k}{n} \left[-\log \det(\mathbf{L}_k + \mathbf{M}) + \text{tr}(\mathbf{Q}_k \mathbf{L}_k) \right] \\ & + \rho_n \rho_1 \sum_{i \neq j} \|\mathbf{J} \mathbf{L}_{ij}\|_2, \\ \text{s.t. } & \mathbf{L}_k \in \mathcal{L}, k \in [K]. \end{aligned} \quad (17)$$

In order to decouple the fused matrices in \mathbf{L} , we introduce two auxiliary variable sets $\mathbf{A} = \{\mathbf{A}_k \in \mathbb{R}^{p \times p}\}_{k=1}^K, \mathbf{B} = \{\mathbf{B}_k \in \mathbb{R}^{p \times p}\}_{k=1}^K$. Define $\mathbf{a}_{ij} \equiv ([\mathbf{A}_1]_{ij}, \dots, [\mathbf{A}_K]_{ij})^\top \in \mathbb{R}^K, \mathbf{b}_{ij} \equiv ([\mathbf{B}_1]_{ij}, \dots, [\mathbf{B}_K]_{ij})^\top \in \mathbb{R}^K, i, j = 1, \dots, p$. To dealt with the constraints set \mathcal{L} , we adopt the method developed in [28]. Let $\mathbf{C} = \mathbf{1} \mathbf{1}^\top - \mathbf{I}$, and define a matrix set

$$\mathcal{B} = \{\tilde{\mathbf{B}} \in \mathbb{R}^{p \times p} \mid \mathbf{I} \odot \tilde{\mathbf{B}} \geq 0, \mathbf{C} \odot \tilde{\mathbf{B}} \leq 0\}. \quad (18)$$

Then, the constraint set \mathcal{L} stated in (1) can be compactly rewritten in the following way:

$$\mathcal{L} = \{\mathbf{S} \in \mathbb{R}^{p \times p} \mid \mathbf{S} = \mathbf{P} \boldsymbol{\Xi} \mathbf{P}^\top, \boldsymbol{\Xi} \succeq 0, \mathbf{S} \in \mathcal{B}\}, \quad (19)$$

where $\mathbf{P} \in \mathbb{R}^{p \times (p-1)}$ is the orthogonal complement of $\mathbf{1}$. Define a positive semi-definite matrix set $\boldsymbol{\Xi} = \{\boldsymbol{\Xi}_k \in \mathbb{R}^{p \times p} \mid \boldsymbol{\Xi}_k \succeq 0\}_{k=1}^K$. With $\mathbf{L}_k = \mathbf{P} \boldsymbol{\Xi}_k \mathbf{P}^\top$, we have

$$\begin{aligned} \text{tr}(\mathbf{Q}_k \mathbf{L}_k) &= \text{tr}(\tilde{\mathbf{Q}}_k \boldsymbol{\Xi}_k), \\ \log \det(\mathbf{L}_k + \mathbf{M}) &= \log \det(\boldsymbol{\Xi}_k), \end{aligned} \quad (20)$$

where $\tilde{\mathbf{Q}}_k = \mathbf{P}^\top \mathbf{Q}_k \mathbf{P}$. To facilitate the computation, we assume $\tilde{\mathbf{J}} = \mathbf{J}^\top \mathbf{J}$ is a positive definite matrix. Thus, the problem (17) is equivalent to

$$\begin{aligned} \arg \min_{\{\Xi, \mathbf{A}, \mathbf{B}\}} & \sum_{k=1}^K \frac{n_k}{n} \left[-\log \det(\Xi_k) + \text{tr}(\tilde{\mathbf{Q}}_k \Xi_k) \right] \\ & + \rho_n \rho_1 \sum_{i \neq j} \|\mathbf{J} \mathbf{a}_{ij}\|_2, \\ \text{s.t. } & \Xi_k \succeq \mathbf{0}, \quad k \in [K], \\ & \mathbf{P} \Xi_k \mathbf{P}^\top = \mathbf{B}_k, \quad k \in [K], \\ & \mathbf{J} \mathbf{a}_{ij} = \mathbf{J} \mathbf{b}_{ij}, \quad i, j \in [p], \text{ and } i \neq j, \\ & \mathbf{B}_k \in \mathcal{B}, \quad k \in [K]. \end{aligned} \quad (21)$$

Let $\mathbf{E} = \{\mathbf{E}_k \in \mathbb{R}^{p \times p}\}_{k=1}^K$ and $\mathbf{F} = \{\mathbf{F}_k \in \mathbb{R}^{p \times p}\}_{k=1}^K$ denote Lagrange multiplier matrices. Define $\mathbf{e}_{ij} \equiv \{[\mathbf{E}_1]_{ij}, \dots, [\mathbf{E}_K]_{ij}\} \in \mathbb{R}^K$ and $\mathbf{f}_{ij} \equiv ([\mathbf{F}_1]_{ij}, \dots, [\mathbf{F}_K]_{ij})^\top \in \mathbb{R}^K, i, j = 1, \dots, p$. Then the corresponding (partial) augmented Lagrangian is given by

$$\begin{aligned} \mathcal{L}_\rho(\Xi, \mathbf{A}, \mathbf{B}, \mathbf{E}, \mathbf{F}) &= \sum_{k=1}^K \frac{n_k}{n} \left[-\log \det(\Xi_k) + \text{tr}(\tilde{\mathbf{Q}}_k \Xi_k) \right] \\ &+ \rho_n \rho_1 \sum_{i \neq j} \|\mathbf{J} \mathbf{a}_{ij}\|_2 \\ &+ \sum_{k=1}^K \left[\text{tr}(\mathbf{E}_k^\top (\mathbf{P} \Xi_k \mathbf{P}^\top - \mathbf{B}_k)) + \frac{\rho}{2} \|\mathbf{P} \Xi_k \mathbf{P}^\top - \mathbf{B}_k\|_F^2 \right] \\ &+ \sum_{i \neq j} \left[\mathbf{f}_{ij}^\top (\mathbf{J} \mathbf{a}_{ij} - \mathbf{J} \mathbf{b}_{ij}) + \frac{\rho}{2} \|\mathbf{J} \mathbf{a}_{ij} - \mathbf{J} \mathbf{b}_{ij}\|_2^2 \right], \end{aligned} \quad (22)$$

where $\rho > 0$ is the ADMM penalty parameter.

ADMM consists of the following updates, where m denotes the iteration number:

$$\begin{cases} \Xi^{(m+1)} := \arg \min_{\Xi \succeq 0} \mathcal{L}_\rho(\Xi, \mathbf{A}^{(m)}, \mathbf{B}^{(m)}, \mathbf{E}^{(m)}, \mathbf{F}^{(m)}), \\ \mathbf{A}^{(m+1)} := \arg \min_{\mathbf{A}} \mathcal{L}_\rho(\Xi^{(m+1)}, \mathbf{A}, \mathbf{B}^{(m)}, \mathbf{E}^{(m)}, \mathbf{F}^{(m)}), \\ \mathbf{B}^{(m+1)} := \arg \min_{\mathbf{B}_k \in \mathcal{B}} \mathcal{L}_\rho(\Xi^{(m+1)}, \mathbf{A}^{(m+1)}, \mathbf{B}, \mathbf{E}^{(m)}, \mathbf{F}^{(m)}). \end{cases} \quad (23)$$

1) *Update of Ξ* : The Ξ -step can be split into separate updates for each Ξ_k , which can then be solved in parallel:

$$\begin{aligned} \min_{\Xi_k \succeq 0} & -\log \det(\Xi_k) + \text{tr}(\tilde{\mathbf{Q}}_k \Xi_k) \\ & + \text{tr}(\mathbf{P}^\top \mathbf{E}_k^{(m)} \mathbf{P} \Xi_k) + \frac{\rho}{2} \|\mathbf{P} \Xi_k \mathbf{P}^\top - \mathbf{B}_k^{(m)}\|_F^2. \end{aligned} \quad (24)$$

Applying the method developed in pages 46-47 of the book [27], we can obtain

$$\Xi_k^{(m+1)} = \mathbf{V}_k \mathbf{D}_k \mathbf{V}_k^\top \quad (25)$$

with $\frac{1}{\rho} \mathbf{P}^\top (\mathbf{Q}_k + \mathbf{E}_k^{(m)} - \rho \mathbf{B}_k^{(m)}) \mathbf{P} = \mathbf{V}_k \mathbf{\Lambda}_k \mathbf{V}_k^\top$, and \mathbf{D}_k is a diagonal matrix with $[\mathbf{D}_k]_{ii} = \frac{-\rho \Lambda_{ii} + \sqrt{\rho^2 \Lambda_{ii}^2 + 4\rho}}{2\rho}$.

2) *Update of \mathbf{A}* : The update of \mathbf{A} is to compute

$$\mathbf{a}_{ij}^{(m+1)} = \left[1 - \frac{\rho_n \rho_1}{\rho \|\mathbf{J} \mathbf{b}_{ij}^{(m)} + \mathbf{f}_{ij}^{(m)}\|_2} \right]_+ \left(\mathbf{J} \mathbf{b}_{ij}^{(m)} + \mathbf{f}_{ij}^{(m)} \right). \quad (26)$$

3) *Update of \mathbf{B}* : updating \mathbf{B} is equivalent to solving the following optimization problem:

$$\begin{aligned} \min_{\{\mathbf{B}_k \in \mathcal{B}\}_{k=1}^K} & \sum_{k=1}^K - \left[\text{tr}(\mathbf{E}_k^{(m)\top} \mathbf{B}_k) + \frac{\rho}{2} \|\mathbf{L}_k^{(m+1)} - \mathbf{B}_k\|_F^2 \right] \\ & + \sum_{i \neq j} \left[\mathbf{f}_{ij}^{(m)\top} (\mathbf{J} \mathbf{a}_{ij}^{(m+1)} - \mathbf{J} \mathbf{b}_{ij}) + \frac{\rho}{2} \|\mathbf{J} \mathbf{a}_{ij}^{(m+1)} - \mathbf{J} \mathbf{b}_{ij}\|_2^2 \right], \end{aligned} \quad (27)$$

where $\mathbf{L}_k^{(m+1)} = \mathbf{P} \Xi_k^{(m+1)} \mathbf{P}^\top$. Let $\mathbf{l}_{ij}^{(m+1)} = \{[\mathbf{L}_1^{(m+1)}]_{ij}, \dots, [\mathbf{L}_K^{(m+1)}]_{ij}\} \in \mathbb{R}^K$. When $i = j$, then the solution to the problem (27) is

$$\begin{aligned} \mathbf{b}_{ij}^{(m+1)} &:= \arg \min_{\{\mathbf{B}_k \in \mathcal{B}\}_{k=1}^K} - \mathbf{e}_{ij}^{(m)\top} \mathbf{b}_{ij} + \frac{\rho}{2} \|\mathbf{l}_{ij}^{(m+1)} - \mathbf{b}_{ij}\|_2^2, \\ &= \left[\frac{1}{\rho} \mathbf{e}_{ij}^{(m)} + \mathbf{l}_{ij}^{(m+1)} \right]_+; \end{aligned}$$

when $i \neq j$, then the solution is

$$\begin{aligned} \mathbf{b}_{ij}^{(m+1)} &:= \arg \min_{\{\mathbf{B}_k \in \mathcal{B}\}_{k=1}^K} - \mathbf{e}_{ij}^{(m)\top} \mathbf{b}_{ij} + \frac{\rho}{2} \|\mathbf{l}_{ij}^{(m+1)} - \mathbf{b}_{ij}\|_2^2 \\ &\quad - \mathbf{f}_{ij}^{(m)\top} \mathbf{J} \mathbf{b}_{ij} + \frac{\rho}{2} \|\mathbf{J} \mathbf{a}_{ij}^{(m+1)} - \mathbf{J} \mathbf{b}_{ij}\|_2^2. \end{aligned}$$

By some linear algebra, we have

$$\begin{aligned} \mathbf{b}_{ij}^{(m+1)} &= \left[(\mathbf{I} + \tilde{\mathbf{J}})^{-1} \left(\frac{1}{\rho} \mathbf{e}_{ij}^{(m)} + \frac{1}{\rho} \mathbf{J}^\top \mathbf{f}_{ij}^{(m)} + \mathbf{l}_{ij}^{(m+1)} + \tilde{\mathbf{J}} \mathbf{a}_{ij}^{(m+1)} \right) \right]_-. \end{aligned}$$

4) *Update of \mathbf{E} and \mathbf{F}* :

$$\begin{aligned} \mathbf{E}_k^{(m+1)} &= \mathbf{E}_k^{(m)} + \rho (\mathbf{L}_k^{(m+1)} - \mathbf{B}_k^{(m+1)}), \\ \mathbf{f}_{ij}^{(m+1)} &= \mathbf{f}_{ij}^{(m)} + \rho \mathbf{J} (\mathbf{a}_{ij}^{(m+1)} - \mathbf{b}_{ij}^{(m+1)}). \end{aligned} \quad (28)$$

Global Convergence. By separating Problem (15) into three blocks of variables, Ξ , \mathbf{A} and \mathbf{B} , our ADMM approach is guaranteed to converge to the global optimum. When we implement the ADMM framework, we adopt an adaptive update scheme for ρ as suggest in Sec 3.4.1 of [27], so that ρ varies in every iteration and becomes less dependent on the initial choice. Besides, we use a stopping criterion based on the primal and dual residual values being below specified thresholds, see [27] for details. We summarize the ADMM-update procedure in Algorithm 1.

APPENDIX B PROOF OF THEOREM 1

We now turn to the proof of theorem 1. To treat multiple graph Laplacians in a unified way, the parameter space Ω is defined to the set of $\mathbb{R}^{pK \times pK}$ symmetric block diagonal matrices, where each diagonal block corresponding a graph Laplacian matrix. In this parameter space, we define a map: $f: \mathbb{R}^{pK \times pK} \rightarrow \mathbb{R}$, given by

$$f(\Delta) = -\mathcal{F}_n(\mathbf{L}^* + \Delta) + \mathcal{F}_n(\mathbf{L}^*) + \rho_n (\mathcal{P}(\mathbf{L}^* + \Delta) - \mathcal{P}(\mathbf{L}^*)).$$

This map provides information on the behavior of our objective function in the neighborhood of \mathbf{L}^* . Based on the optimality of the solution, we have $f(\Delta_n) \leq 0$, where $\Delta_n = \hat{\mathbf{L}}_{\rho_n} - \mathbf{L}^*$. Our goal is to obtain an upper bound of

$\|\hat{\Delta}_n\|_F$, which depends on the properties of the empirical loss function $\mathcal{F}_n(\cdot)$ and penalty function $\mathcal{P}(\cdot)$. In the following, we first present some lemmas, and then establish our main results based on these lemmas.

Denote the support space of \mathbf{L}_k^* as $\mathcal{S}_k = \{(i, j) : [\mathbf{L}_k^*]_{ij} \neq 0, i, j = 1, \dots, p, i \neq j\}$, then the support space of \mathbf{L}^* is $\mathcal{S} = \bigcup_{k=1}^K \mathcal{S}_k$. The orthogonal complement of support space \mathcal{S} , namely, is defined as the set

$$\mathcal{S}^\perp := \{\mathbf{L}' \in \Omega \mid \langle \mathbf{L}, \mathbf{L}' \rangle = 0, \forall \mathbf{L} \in \mathcal{S}\}. \quad (29)$$

Given a matrix set $\mathbf{L} \in \Omega$, we use $\mathbf{L}_\mathcal{S}$ to denote the projection of \mathbf{L} onto \mathcal{S} .

Lemma 1. *Properties of $\mathcal{P}(\cdot)$:*

(i) *Our penalty defined in (8) is a seminorm, convex and decomposable with respect to $(\mathcal{S}, \mathcal{S}^\perp)$, i.e.,*

$$\mathcal{P}(\mathbf{L}_1 + \mathbf{L}_2) = \mathcal{P}(\mathbf{L}_1) + \mathcal{P}(\mathbf{L}_2), \forall \mathbf{L}_1 \in \mathcal{S}, \mathbf{L}_2 \in \mathcal{S}^\perp. \quad (30)$$

Besides,

$$\mathcal{P}(\mathbf{L}^* + \Delta) - \mathcal{P}(\mathbf{L}^*) \geq \mathcal{P}(\Delta_{\mathcal{S}^\perp}) - \mathcal{P}(\Delta_\mathcal{S}). \quad (31)$$

(ii) *The dual norm of $\mathcal{P}(\mathbf{L})$ represented by $\mathcal{P}^*(\mathbf{L})$ can be bounded by*

$$\mathcal{P}^*(\mathbf{L}) \leq \left(1 + \sigma_{\min}(\tilde{\mathbf{J}})\sqrt{K}\right) \max_k \|\mathbf{L}_k\|_{\max, \text{off}}. \quad (32)$$

(iii) *For $\mathbf{L} \in \mathcal{S}$, $\mathcal{P}(\mathbf{L})$ satisfies the following inequality:*

$$\mathcal{P}(\mathbf{L}) \leq \sqrt{s} \left(1 + \rho_1 \sqrt{\sigma_{\max}(\tilde{\mathbf{J}})}\right) \|\mathbf{L}\|_F, \quad (33)$$

where s representing the sparsity parameter, i.e., $s := \text{card}(\mathcal{S})$.

Proof. See Appendix C-A for details. \square

Lemma 2. *Properties of $\mathcal{F}_n(\cdot)$:*

(i) *The gradient of $\mathcal{F}_n(\mathbf{L}^*)$ is a block matrix with the k -th block is given by*

$$[\nabla \mathcal{F}_n(\mathbf{L}^*)]_k = \frac{n_k}{n} \left(\Sigma_k^* + \mathbf{M} - \hat{\Sigma}_k \right), \quad (34)$$

where $\Sigma_k^* = (\mathbf{L}_k^*)^\dagger$ and $\mathbf{M} = \frac{1}{p} \mathbf{1}\mathbf{1}^\top$.

(ii) *Let $\frac{n_k}{n} > \tau > 0$ for all k and $n \geq \frac{2}{\tau} \ln p$, the $\mathcal{P}^*(\cdot)$ norm of the gradient is bounded by*

$$\mathcal{P}^*(\nabla \mathcal{F}_n(\mathbf{L}^*)) \leq \gamma_n, \quad (35)$$

with probability at least $1 - \frac{2K}{p}$, and $\gamma_n = \left(1 + \sigma_{\min}(\tilde{\mathbf{J}})\sqrt{K}\right) \left(\frac{1}{p} + 40\sqrt{2} \max_{k,i} [\Sigma_k^*]_{ii} \sqrt{\frac{\ln p}{n\tau}}\right)$.

(iii) *(Restricted curvature conditions) Let c be a universe constant, and for $\|\Delta\|_F \leq r$, $\min_k (\frac{n_k}{n}) \geq \tau > 0$ and $\lambda_\mathbf{L} \equiv \max_k \|\mathbf{L}_k\|_2$,*

$$\begin{aligned} & -\mathcal{F}_n(\mathbf{L}^* + \Delta) + \mathcal{F}_n(\mathbf{L}^*) + \langle \nabla \mathcal{F}_n(\mathbf{L}^*), \Delta \rangle \\ & \geq \frac{\tau}{2(\lambda_\mathbf{L} + r)^2} \|\Delta\|_F^2. \end{aligned} \quad (36)$$

Proof. See Appendix C-B for details. \square

Lemma 3. *Define a cone $\mathbb{C} = \{\Delta \in \mathbb{R}^{pK \times pK} : \mathcal{P}(\Delta_{\mathcal{S}^\perp}) \leq 3\mathcal{P}(\Delta_\mathcal{S})\}$. Suppose the tuning regularization parameter $\rho_n \geq$*

$2\gamma_n$. *Let $0 < \epsilon \leq r$, if $f(\Delta) > 0$ for all elements $\Delta \in \mathbb{C} \cap \{\|\Delta\|_F = \epsilon\}$, then $\|\hat{\Delta}_n\|_F \leq \epsilon$.*

Proof. See Appendix C-C for details. \square

Now, we apply Lemma 1-3 to derive the non-asymptotic estimation error bound. We first compute a lower bound for $f(\Delta)$. For an arbitrary $\Delta \in \mathbb{C} \cap \{\|\Delta\|_F = \epsilon\}$, by (31) and (36), we have

$$\begin{aligned} f(\Delta) & \geq -\langle \nabla \mathcal{F}_n(\mathbf{L}^*), \Delta \rangle + \frac{\tau}{2(\lambda_\mathbf{L} + r)^2} \|\Delta\|_F^2 \\ & \quad + \rho_n (\mathcal{P}(\Delta_{\mathcal{S}^\perp}) - \mathcal{P}(\Delta_\mathcal{S})). \end{aligned} \quad (37)$$

By the Cauchy-Schwarz inequality, we have $|\langle \nabla \mathcal{F}_n(\mathbf{L}^*), \Delta \rangle| \leq \mathcal{P}^*(\nabla \mathcal{F}_n(\mathbf{L}^*)) \mathcal{P}(\Delta)$. Assuming $\rho_n \geq 2\mathcal{P}^*(\nabla \mathcal{F}_n(\mathbf{L}^*))$, we conclude that $|\langle \nabla \mathcal{F}_n(\mathbf{L}^*), \Delta \rangle| \leq \frac{\rho_n}{2} (\mathcal{P}(\Delta_{\mathcal{S}^\perp}) + \mathcal{P}(\Delta_\mathcal{S}))$, and hence that

$$\begin{aligned} f(\Delta) & \geq \frac{\rho_n}{2} (\mathcal{P}(\Delta_{\mathcal{S}^\perp}) - 3\mathcal{P}(\Delta_\mathcal{S})) + \frac{\tau}{2(\lambda_\mathbf{L} + r)^2} \|\Delta\|_F^2 \\ & \geq -\frac{3\rho_n}{2} \mathcal{P}(\Delta_\mathcal{S}) + \frac{\tau}{2(\lambda_\mathbf{L} + r)^2} \|\Delta\|_F^2. \end{aligned} \quad (38)$$

By (33), we have that

$$\mathcal{P}(\Delta_\mathcal{S}) \leq \sqrt{s} \left(1 + \rho_1 \sqrt{\sigma_{\max}(\tilde{\mathbf{J}})}\right) \|\Delta\|_F. \quad (39)$$

Substituting (39) into the lower bound (38), we obtain that

$$f(\Delta) \geq -\frac{3\rho_n}{2} \sqrt{s} \left(1 + \rho_1 \sqrt{\sigma_{\max}(\tilde{\mathbf{J}})}\right) \|\Delta\|_F + \frac{\tau}{2(\lambda_\mathbf{L} + r)^2} \|\Delta\|_F^2. \quad (40)$$

The right-hand side of the inequality (40) is a strictly positive definite quadratic form in $\|\Delta\|_F$, some algebra shows that $f(\Delta) > 0$, as long as

$$\|\Delta\|_F \geq \frac{3\rho_n \sqrt{s} \left(1 + \rho_1 \sqrt{\sigma_{\max}(\tilde{\mathbf{J}})}\right) (\lambda_\mathbf{L} + r)^2}{\tau} \equiv \epsilon_r. \quad (41)$$

On the basis of Lemma 3, if we show that there exists a r_0 such that $\epsilon_{r_0} \leq r_0$, then we have $\|\hat{\Delta}_n\|_F \leq \epsilon_{r_0}$.

Consider the inequality $(a + b)^2 c \leq b, \forall a, b, c > 0$, this inequality holds when $a = b$ and $bc \leq 1/4$. We apply the inequality above with $a = \lambda_\mathbf{L}$, $b = r_0$ and $c = \frac{3\rho_n \sqrt{s} \left(1 + \rho_1 \sqrt{\sigma_{\max}(\tilde{\mathbf{J}})}\right)}{\tau}$. Combining $\rho_n = 2\gamma_n$ with $bc \leq 1/4$ yields

$$\begin{aligned} n & \geq \frac{2^{13} 15^2 \lambda_\mathbf{L}^2 \kappa_{\tilde{\mathbf{J}}}^2 \nu^2}{\tau^3} s \ln p, \\ \epsilon_{r_0} & \leq 24 \kappa_{\tilde{\mathbf{J}}} \lambda_\mathbf{L}^2 \tau^{-3/2} \left(\frac{\sqrt{s}}{p} + 40\sqrt{2} \nu \sqrt{\frac{s \ln p}{n}} \right), \end{aligned} \quad (42)$$

where $\kappa_{\tilde{\mathbf{J}}} = \left(1 + \sigma_{\min}(\tilde{\mathbf{J}})\sqrt{K}\right) \left(1 + \rho_1 \sqrt{\sigma_{\max}(\tilde{\mathbf{J}})}\right)$ and $\nu = \max_{k,i} [(\mathbf{L}_k^*)^\dagger]_{ii}$.

APPENDIX C
PROOF OF LEMMAS

A. Proof of Lemma 1

Proof. (i) The proposed penalty (8) does not penalize the diagonal elements, hence it is a seminorm. The convexity of $\mathcal{P}(\mathbf{L})$ comes from the convexity of ℓ_1 -norm and the weighted ℓ_2 -norm. The decomposability is obvious from the definition. Let $\mathbf{L}^* + \Delta = \mathbf{L}^* + \Delta_{S^\perp} + \Delta_S$, by the triangle inequality, we have $\mathcal{P}(\mathbf{L}^* + \Delta) \geq \mathcal{P}(\mathbf{L}^* + \Delta_{S^\perp}) - \mathcal{P}(\Delta_S)$. Combining $\mathbf{L}^* \in \mathcal{S}$ with the decomposability of $\mathcal{P}(\cdot)$ yields

$$\begin{aligned} \mathcal{P}(\mathbf{L}^* + \Delta) - \mathcal{P}(\mathbf{L}^*) &\geq \mathcal{P}(\mathbf{L}^* + \Delta_{S^\perp}) - \mathcal{P}(\Delta_S) - \mathcal{P}(\mathbf{L}^*) \\ &= \mathcal{P}(\Delta_{S^\perp}) - \mathcal{P}(\Delta_S). \end{aligned} \quad (43)$$

(ii) Following the definition of the dual norm associated with decomposable regularizers in [41], we have

$$\mathcal{P}^*(\mathbf{L}) := \max \left(\max_k \|\mathbf{L}_k\|_{\max, \text{off}}, \max_{i,j,i \neq j} \left(\mathbf{L}_{ij}^\top \tilde{\mathbf{J}}^{-1} \mathbf{L}_{ij} \right)^{1/2} \right), \quad (44)$$

Based on the equivalence of vector norms, we have

$$\begin{aligned} &\max_{i,j,i \neq j} \left(\mathbf{L}_{ij}^\top \tilde{\mathbf{J}}^{-1} \mathbf{L}_{ij} \right)^{1/2} \\ &\leq \sigma_{\min}(\tilde{\mathbf{J}}) \max_{i,j,i \neq j} \|\mathbf{L}_{ij}\|_2 \\ &\leq \sigma_{\min}(\tilde{\mathbf{J}}) \max_{i,j,i \neq j} \sqrt{K} \|(\mathbf{L}_{1,ij}, \dots, \mathbf{L}_{K,ij})^\top\|_\infty \\ &= \sigma_{\min}(\tilde{\mathbf{J}}) \sqrt{K} \max_{k \in [K]} \|\mathbf{L}_k\|_{\max, \text{off}}, \end{aligned} \quad (45)$$

where $\sigma_{\min}(\tilde{\mathbf{J}})$ represents the smallest singular value of matrix $\tilde{\mathbf{J}}$. Therefore, the dual norm can be bounded by

$$\mathcal{P}^*(\mathbf{L}) \leq \left(1 + \sigma_{\min}(\tilde{\mathbf{J}}) \sqrt{K} \right) \max_k (\|\mathbf{L}_k\|_{\max, \text{off}}). \quad (46)$$

(iii) By Cauchy Schwarz inequality and the concavity of the square root function, we have

$$\begin{aligned} \frac{\mathcal{P}(\mathbf{L})}{\|\mathbf{L}\|_F} &\leq \sup_{\mathbf{L} \in \mathcal{S}} \left(\frac{\mathcal{P}_1(\mathbf{L})}{\|\mathbf{L}\|_F} + \frac{\mathcal{P}_2(\mathbf{L})}{\|\mathbf{L}\|_F} \right) \\ &\leq \sup_{\mathbf{L} \in \mathcal{S}} \left(\frac{\sum_{k=1}^K \|\mathbf{L}_k\|_{1, \text{off}}}{\sqrt{\sum_{k=1}^K \|\mathbf{L}_k\|_{F, \text{off}}^2}} + \frac{\rho_1 \sum_{i \neq j} \sqrt{\mathbf{L}_{ij}^\top \tilde{\mathbf{J}} \mathbf{L}_{ij}}}{\sqrt{\sum_{k=1}^K \|\mathbf{L}_k\|_{F, \text{off}}^2}} \right) \\ &\leq \sqrt{s} + \rho_1 \sup_{\mathbf{L} \in \mathcal{S}} \left(\frac{\sum_{i \neq j} \sqrt{\sigma_{\max}(\tilde{\mathbf{J}}) \|\mathbf{L}_{ij}\|_F^2}}{\sqrt{\sum_{k=1}^K \|\mathbf{L}_k\|_{F, \text{off}}^2}} \right) \\ &\leq \sqrt{s} \left(1 + \rho_1 \sqrt{\sigma_{\max}(\tilde{\mathbf{J}})} \right). \end{aligned} \quad (47)$$

B. Proof of Lemma 2

Proof. (i) Rewrite empirical loss function

$$\begin{aligned} \mathcal{F}_n(\mathbf{L}^*) &= \frac{1}{n} \sum_{k=1}^K n_k \left[\log(|\mathbf{L}_k^*|_+) - \text{tr}(\hat{\Sigma}_k \mathbf{L}_k^*) \right] \\ &= \frac{1}{n} \sum_{k=1}^K n_k \left[\log(\det(\mathbf{L}_k^* + \mathbf{M})) - \text{tr}(\hat{\Sigma}_k \mathbf{L}_k^*) \right] \end{aligned} \quad (48)$$

with $\mathbf{M} = \frac{1}{p} \mathbf{1} \mathbf{1}^\top$. By taking derivatives blockwise, we have

$$\begin{aligned} [\nabla \mathcal{F}_n(\mathbf{L}^*)]_k &= \frac{n_k}{n} \left((\mathbf{L}_k^* + \mathbf{M})^{-1} - \hat{\Sigma}_k \right) \\ &= \frac{n_k}{n} \left((\mathbf{L}_k^*)^\dagger + \mathbf{M} - \hat{\Sigma}_k \right). \end{aligned} \quad (49)$$

(ii) Based on the inequality (32) and $\tau \leq \frac{n_k}{n} \leq 1$, we have

$$\begin{aligned} &\mathcal{P}^*(\nabla \mathcal{F}_n(\mathbf{L}^*)) \\ &\leq \left(1 + \sigma_{\min}(\tilde{\mathbf{J}}) \sqrt{K} \right) \max_k \|\Sigma_k^* + \mathbf{M} - \hat{\Sigma}_k\|_{\max, \text{off}} \\ &\leq \left(1 + \sigma_{\min}(\tilde{\mathbf{J}}) \sqrt{K} \right) \left(\frac{1}{p} + \max_k \|\Sigma_k^* - \hat{\Sigma}_k\|_\infty \right) \end{aligned} \quad (50)$$

Following the Lemma 1 in [37], we have

$$\Pr \left(\|\Sigma_k^* - \hat{\Sigma}_k\|_\infty > \delta \right) \leq 4 \exp \left(- \frac{n_k \delta^2}{2^{5.5} 2 \max_{ii} [\Sigma_k^*]_{ii}} \right), \quad (51)$$

for all $\delta \in (0, 40 \max_{ii} [\Sigma_k^*]_{ii})$. By taking the union bound, for $n \geq \frac{2}{\tau} \ln p$, we have

$$\max_k \|\Sigma_k^* - \hat{\Sigma}_k\|_\infty \leq 40 \sqrt{2} \max_{k,i} [\Sigma_k^*]_{ii} \sqrt{\frac{\ln p}{n\tau}}, \quad (52)$$

with probability at least $1 - \frac{2K}{p}$. Therefore, we obtain that

$$\gamma_n = \left(1 + \sigma_{\min}(\tilde{\mathbf{J}}) \sqrt{K} \right) \left(\frac{1}{p} + 40 \sqrt{2} \max_{k,i} [\Sigma_k^*]_{ii} \sqrt{\frac{\ln p}{n\tau}} \right). \quad (53)$$

(iii) Let $\alpha \in [0, 1]$, for any $\|\Delta\|_F \leq r$, a Taylor-series expansion yields

$$\begin{aligned} &-\mathcal{F}_n(\mathbf{L}^* + \Delta) + \mathcal{F}_n(\mathbf{L}) + \langle \nabla \mathcal{F}_n(\mathbf{L}), \Delta \rangle \\ &= \sum_k^K \frac{1}{2} \text{tr} \left(\Delta_k^\top [\nabla^2 \mathcal{F}_n(\mathbf{L}^*)]_k \Delta_k \right). \end{aligned} \quad (54)$$

with $[\nabla^2 \mathcal{F}_n(\mathbf{L}^*)]_k$ being k -th block of the Hessian matrix, which is given by

$$[\nabla^2 \mathcal{F}_n(\mathbf{L}^*)]_k = -\frac{n_k}{n} \left[(\mathbf{L}_k^* + \alpha \Delta_k)^{-1} \otimes (\mathbf{L}_k^* + \alpha \Delta_k)^{-1} \right]. \quad (55)$$

Thus, we have

$$\begin{aligned} &-\mathcal{F}_n(\mathbf{L}^* + \Delta) + \mathcal{F}_n(\mathbf{L}) + \langle \nabla \mathcal{F}_n(\mathbf{L}), \Delta \rangle \\ &\geq \sum_k^K \frac{1}{2} \sigma_{\min}(-[\nabla^2 \mathcal{F}_n(\mathbf{L}^*)]_k) \|\text{vec}(\Delta_k)\|_2^2 \\ &\geq \sum_k^K \frac{\tau}{2} \frac{\|\Delta_k\|_F^2}{\|\mathbf{L}_k^* + \alpha \Delta_k\|_2^2} \geq \frac{\tau}{2(\lambda_{\mathbf{L}} + r)^2} \|\Delta\|_F^2, \end{aligned} \quad (56)$$

by using the fact that $\sigma_{\min}(\mathbf{A}^{-1} \otimes \mathbf{A}^{-1}) = \frac{1}{\|\mathbf{A}\|_2^2}$ for any symmetric invertible matrix and the triangle inequality $\|\mathbf{L}_k^* + \alpha \Delta_k\|_2^2 \leq (\|\mathbf{L}_k^*\|_2 + r)^2 \leq (\lambda_{\mathbf{L}} + r)^2$. \square

C. Proof of Lemma 3

Proof. By the inequality (36), we have

$$-\mathcal{F}_n(\mathbf{L}^* + \hat{\Delta}_n) + \mathcal{F}_n(\mathbf{L}^*) \geq -|\langle \nabla \mathcal{F}_n(\mathbf{L}^*), \hat{\Delta}_n \rangle|. \quad (57)$$

Based on Lemma 2(ii), the the right hand side of the inequality (57) is further bounded below by $-\frac{\rho_n}{2} \left(\mathcal{P}(\hat{\Delta}_{n,S^\perp}) + \mathcal{P}(\hat{\Delta}_{n,S}) \right)$. Applying Lemma 1(i) and the fact $f(\hat{\Delta}_n) \leq 0$, we obtain

$$\frac{\rho_n}{2} \mathcal{P}(\hat{\Delta}_{n,S^\perp}) - \frac{3\rho_n}{2} \mathcal{P}(\hat{\Delta}_{n,S}) \leq 0, \quad (58)$$

which implies $\hat{\Delta}_n \in \mathbb{C}$. The rest of the proof follows exactly as Lemma 4 in [23]. \square

REFERENCES

- [1] Seth A. Myers and J. Leskovec, "On the convexity of latent social network inference," in *Neural Information Processing Systems*, 2010, pp. 1741–1749.
- [2] R. Angles and C. Gutierrez, "Survey of graph database models," *ACM Comput. Surv.*, vol. 40, no. 1, pp. 1–39, Feb. 2008.
- [3] D. I. Shuman, S. K. Narang, P. Frossard, A. Ortega, and P. Vandergheynst, "The emerging field of signal processing on graphs: Extending high-dimensional data analysis to networks and other irregular domains," *IEEE Signal Process. Mag.*, vol. 30, no. 3, pp. 83–98, May. 2013.
- [4] A. Ortega, P. Frossard, J. Kovačević, J. M. F. Moura, and P. Vandergheynst, "Graph signal processing: Overview, challenges, and applications," *Proceedings of the IEEE*, vol. 106, no. 5, pp. 808–828, 2018.
- [5] X. Dong, D. Thanou, P. Frossard, and P. Vandergheynst, "Learning Laplacian matrix in smooth graph signal representations," *IEEE Trans. Signal Process.*, vol. 64, no. 23, pp. 6160–6173, Dec. 2016.
- [6] X. Dong, D. Thanou, M. Rabbat, and P. Frossard, "Learning graphs from data: A signal representation perspective," *IEEE Signal Process. Mag.*, vol. 36, no. 3, pp. 44–63, 2019.
- [7] G. Mateos, S. Segarra, A. G. Marques, and A. Ribeiro, "Connecting the dots: Identifying network structure via graph signal processing," *IEEE Signal Process. Mag.*, vol. 36, no. 3, pp. 16–43, 2019.
- [8] E. Pavez, H. E. Egilmez, and A. Ortega, "Learning graphs with monotone topology properties and multiple connected components," *IEEE Transactions on Signal Processing*, vol. 66, no. 9, pp. 2399–2413, 2018.
- [9] H. E. Egilmez, E. Pavez, and A. Ortega, "Graph learning from filtered signals: Graph system and diffusion kernel identification," *IEEE Transactions on Signal and Information Processing over Networks*, vol. 5, no. 2, pp. 360–374, 2018.
- [10] V. Kalofolias, "How to learn a graph from smooth signals," in *Proc. Int. Conf. Artif. Intell. Stat.*, May 2016, pp. 920–929.
- [11] M. G. Rabbat, "Inferring sparse graphs from smooth signals with theoretical guarantees," in *Proc. IEEE Int. Conf. Acoust., Speech, Signal Process.*, 2017, pp. 6533–6537.
- [12] S. Hassan-Moghaddam, N. K. Dhirga, and M. R. Jovanović, "Topology identification of undirected consensus networks via sparse inverse covariance estimation," in *2016 IEEE 55th Conference on Decision and Control (CDC)*, pp. 4624–4629.
- [13] H. E. Egilmez, E. Pavez, and A. Ortega, "Graph learning from data under Laplacian and structural constraints," *IEEE J. Sel. Top. Signal Process.*, vol. 11, no. 6, pp. 825–841, Sep. 2017.
- [14] T. C. G. A. R. Network, "Comprehensive genomic characterization of human glioblastoma genes and core pathways," *Nature*, pp. 455–1061, 2008.
- [15] M. D. Craven, D. Freitag, D. McCallum, A. Mitchell, T. Nigam, and K. Slattery, "Learning to extract symbolic knowledge from the world wide web," *Proceedings of the Fifteenth National Conference on Artificial Intelligence*, pp. 509–516, 1998.
- [16] P. Bindu, P. Thilagam, and D. Ahuja, "Discovering suspicious behavior in multilayer social networks," *Computers in Human Behavior*, vol. 73, pp. 568–582, 2017.
- [17] S. Boccaletti, V. Latora, Y. Moreno, M. Chavez, and D.-U. Hwang, "Complex networks: Structure and dynamics," *Physics reports*, vol. 424, no. 4–5, pp. 175–308, 2006.
- [18] M. E. Newman, "The structure of scientific collaboration networks," *Proceedings of the national academy of sciences*, vol. 98, no. 2, pp. 404–409, 2001.
- [19] V. Kalofolias, A. Loukas, D. Thanou, and P. Frossard, "Learning time varying graphs," in *Proc. IEEE Int. Conf. Acoust., Speech, Signal Process.*, 2017, p. 2826–2830.
- [20] B. Oselio, A. Kulesza, and A. O. Hero, "Multi-layer graph analysis for dynamic social networks," *IEEE Journal of Selected Topics in Signal Processing*, vol. 8, no. 4, pp. 514–523, 2014.
- [21] B. Baingana and G. B. Giannakis, "Tracking switched dynamic network topologies from information cascades," *IEEE Transactions on Signal Processing*, vol. 65, no. 4, pp. 985–997, 2016.
- [22] K. Yamada, Y. Tanaka, and A. Ortega, "Time-varying graph learning with constraints on graph temporal variation," *arXiv preprint arXiv:2001.03346*, 2020.
- [23] S. Negahban, B. Yu, M. J. Wainwright, and P. K. Ravikumar, "A unified framework for high-dimensional analysis of m -estimators with decomposable regularizers," in *Advances in neural information processing systems*, 2009, pp. 1348–1356.
- [24] G. B. Giannakis, Y. Shen, and G. V. Karanikolas, "Topology identification and learning over graphs: Accounting for nonlinearities and dynamics," *Proceedings of the IEEE*, vol. 106, no. 5, pp. 787–807, 2018.
- [25] D. Hallac, Y. Park, S. Boyd, and J. Leskovec, "Network inference via the time-varying graphical lasso," in *Proceedings of the 23rd ACM SIGKDD International Conference on Knowledge Discovery and Data Mining*, 2017, pp. 205–213.
- [26] J. Huang, S. Ma, H. Li, and C.-H. Zhang, "The sparse laplacian shrinkage estimator for high-dimensional regression," *Annals of Statistics*, vol. 39, no. 4, pp. 2021–2046, 08 2011.
- [27] S. Boyd, N. Parikh, E. Chu, B. Peleato, and J. Eckstein, "Distributed optimization and statistical learning via the alternating direction method of multipliers," *Foundations and Trends in Machine Learning*, vol. 3, no. 1, pp. 1–122, 2010.
- [28] L. Zhao, Y. Wang, S. Kumar, and D. P. Palomar, "Optimization algorithms for graph laplacian estimation via admm and mm," *IEEE Transactions on Signal Processing*, vol. 67, no. 16, pp. 4231–4244, 2019.
- [29] N. Parikh and S. Boyd, *Proximal algorithms*. Foundations and Trends in Optimization, 2014.
- [30] S. P. Chepuri, S. Liu, G. Leus, and A. O. Hero, "Learning sparse graphs under smoothness prior," in *2017 IEEE International Conference on Acoustics, Speech and Signal Processing (ICASSP)*, Mar. 2017, pp. 6508–6512.
- [31] V. Kalofolias, "How to learn a graph from smooth signals," in *Artificial Intelligence and Statistics*, 2016, pp. 920–929.
- [32] Y. Yuan, H. H. Yang, T. Q. Quek *et al.*, "Learning overlapping community-based networks," *IEEE Transactions on Signal and Information Processing over Networks*, vol. 5, no. 4, pp. 684–697, 2019.
- [33] J. V. d. M. Cardoso and D. P. Palomar, "Learning undirected graphs in financial markets," *arXiv preprint arXiv:2005.09958*, 2020.
- [34] P. Danaher, P. Wang, and D. M. Witten, "The joint graphical lasso for inverse covariance estimation across multiple classes," *Journal of the Royal Statistical Society. Series B, Statistical methodology*, vol. 76, no. 2, p. 373, 2014.
- [35] F. Huang and S. Chen, "Joint learning of multiple sparse matrix gaussian graphical models," *IEEE transactions on neural networks and learning systems*, vol. 26, no. 11, pp. 2606–2620, 2015.
- [36] L. Shan and I. Kim, "Joint estimation of multiple gaussian graphical models across unbalanced classes," *Computational Statistics & Data Analysis*, vol. 121, pp. 89–103, 2018.
- [37] P. Ravikumar, M. Wainwright, and G. Raskutti, "High-dimensional covariance estimation by minimizing l1-penalized logdeterminant divergence," *Electronic Journal of Statistics*, vol. 5, pp. 935–980, 2011.
- [38] P. Erdős and A. Rényi, "On the evolution of random graphs," *Publ. Math. Inst. Hung. Acad. Sci.*, vol. 5, no. 1, pp. 17–60, 1960.
- [39] A. M. d. J. C. Cachopo *et al.*, "Improving methods for single-label text categorization," 2007.
- [40] S. T. Dumais, "Improving the retrieval of information from external sources," *Behavior research methods, instruments, & computers*, vol. 23, no. 2, pp. 229–236, 1991.
- [41] M. J. Wainwright, "High-dimensional statistics: A non-asymptotic viewpoint," *Cambridge University Press*, 2019.