

Neural 3D Video Synthesis

TIANYE LI*[†], University of Southern California, USA and Facebook Reality Labs Research, USA
 MIRA SLAVCHEVA*, Facebook Reality Labs Research, USA
 MICHAEL ZOLLHOEFER, Facebook Reality Labs Research, USA
 SIMON GREEN, Facebook Reality Labs Research, USA
 CHRISTOPH LASSNER, Facebook Reality Labs Research, USA
 CHANGIL KIM, Facebook, USA
 TANNER SCHMIDT, Facebook Reality Labs Research, USA
 STEVEN LOVEGROVE, Facebook Reality Labs Research, USA
 MICHAEL GOESELE, Facebook Reality Labs Research, USA
 ZHAOYANG LV, Facebook Reality Labs Research, USA

Fig. 1. We propose a novel method for representing and rendering high quality 3D video. Our method trains a novel type of dynamic neural radiance field (DyNeRF) in an efficient way. Our representation is very compact (28 MB for 10 s 30 FPS video captured from 18 views) and can be rendered from novel viewpoints continuously in space and time. Our method demonstrates near photorealistic dynamic novel view synthesis in space and time for complex scenes including challenging scene motions and strong view-dependent effects. **This figure contains embedded animations that only play in Adobe Reader or KDE Okular.**

We propose a novel approach for 3D video synthesis that is able to represent multi-view video recordings of a dynamic real-world scene in a compact, yet expressive representation that enables high-quality view synthesis and motion interpolation. Our approach takes the high quality and compactness of static neural radiance fields in a new direction: to a model-free, dynamic setting. At the core of our approach is a novel time-conditioned neural radiance field that represents scene dynamics using a set of compact latent codes. To exploit the fact that changes between adjacent frames of a video are typically small and locally consistent, we propose two novel strategies for efficient training of our neural network: 1) An efficient hierarchical training scheme, and 2) an importance sampling strategy that selects the next rays for training based on the temporal variation of the input videos.

In combination, these two strategies significantly boost the training speed, lead to fast convergence of the training process, and enable high quality results. Our learned representation is highly compact and able to represent a 10 second 30 FPS multi-view video recording by 18 cameras with a model size of just 28MB. We demonstrate that our method can render high-fidelity wide-angle novel views at over 1K resolution, even for highly complex and dynamic scenes. We perform an extensive qualitative and quantitative evaluation that shows that our approach outperforms the current state of the art. We include additional video and information at: <https://neural-3d-video.github.io>.

CCS Concepts: • **Computing methodologies** → **Rendering; Volumetric models; Neural networks.**

* TL and MS contributed equally to the paper.
[†] The work was done during an internship at Facebook Reality Labs.
 Authors' email addresses: tianyeli@usc.edu; {miraslavcheva, zollhoefer, simongreen, lassner, changil, tanner.schmidt, stevenlovegrove, goesele, zhaoyang}@fb.com.

Additional Key Words and Phrases: 3D Video Synthesis, Dynamic Scenes, Neural Radiance Fields, Novel View Synthesis, Neural Rendering.

1 INTRODUCTION

Photorealistic representation and rendering of dynamic real-world scenes are highly challenging research topics, with many important applications that range from movie production to virtual and augmented reality. Dynamic real-world scenes are notoriously hard to model using classical mesh-based representations, since they often contain thin structures, semi-transparent objects, specular surfaces, and topology that constantly evolves over time due to the often complex scene motion of multiple objects and people.

In theory, the 6D plenoptic function $P(\mathbf{x}, \mathbf{d}, t)$ gives an answer to this representation and rendering problem, since it completely explains our visual reality and enables rendering every possible view, at every moment in time [Adelson and Bergen 1991]. Here, $\mathbf{x} \in \mathbb{R}^3$ is the position of the camera in 3D space, $\mathbf{d} = (\theta, \phi)$ specifies the viewing direction, and t is time. We model color based on three RGB channels. Thus, measuring the plenoptic function requires placing an omnidirectional camera at every position in space at every possible time. This is infeasible — instead we will constrain the problem to a subvolume of space-time and employ a multi-view camera rig to record only a subset of this function, while interpolating it across space and time within the subvolume.

Recent neural volume rendering approaches [Lombardi et al. 2019; Mildenhall et al. 2020] show a promising direction to reconstruct and render complex scenes with intricate geometry and view-dependency from multi-view input. Neural radiance fields (NeRF) [Mildenhall et al. 2020] represents a static scene based on a Multi-Layer Perceptron (MLP) that maps a continuous 5D coordinate (camera position \mathbf{x} and viewing direction \mathbf{d}) to local color and opacity estimates. This representation allows for high-fidelity reproduction of extremely complex real-world scenes that would pose significant challenges to commonly used representations and algorithms, while its continuous nature and compact memory footprint do not limit the resolution of the representations or final rendering. However, the ray casting, required both to train and to render a neural radiance field, involves hundreds of MLP evaluations for *each* ray. While this might be acceptable for a static snapshot of a scene, directly reconstructing a dynamic scene as a sequence of per-frame neural radiance fields would be prohibitive as both storage and training time increase linearly with time. For example, to represent a 10 second-long, 30fps multi-view video recording by 18 cameras, which we later demonstrate with our method, a per-frame NeRF would require about 15,000 GPU hours in training and about 1 GB in storage. More importantly, such obtained representations would only reproduce the world as a discrete set of snapshots, lacking any means to reproduce the world in-between. On the other hand, Neural Volumes [Lombardi et al. 2019] is able to handle dynamic objects and even renders at interactive frame rates. Its limitation is the underlying dense uniform voxel grid that limits the resolution and/or size of the reconstructed dynamic scene due to the inherent $O(n^3)$ memory complexity. This approach is restricted to modeling single objects in isolation and cannot be easily extended to an entire dynamic scene.

In this paper, we propose a novel approach to the 3D video synthesis of complex, dynamic real-world scenes that enables high-quality view synthesis and motion interpolation while being compact. Videos typically consist of a time-invariant component under stable lighting and a continuously changing time-variant component. This dynamic component typically exhibits locally correlated geometric deformations and appearance changes between frames. By exploiting this fact, we propose to reconstruct a dynamic neural radiance field based on two novel contributions.

First, we extend neural radiance fields to the space-time domain. Instead of directly using time as input, we parameterize scene motion and appearance changes by a set of compact latent codes that are simultaneously optimized during training. This results in a compact, continuous space-time representation that shares time-invariant information across the entire video. Compared to the more obvious choice of an additional ‘time coordinate’, the learned latent codes show more expressive power, allowing for recording the vivid details of moving geometry and texture. They also allow for smooth interpolation in time, which enables visual effects such as slow motion or ‘bullet time’.

Second, we propose novel importance sampling strategies for dynamic radiance fields. Ray-based training of neural scene representations treats each pixel as an independent training sample and requires thousands of iterations to go through all pixels observed from all views. However, captured dynamic video often exhibits a small amount of pixel change between frames. This opens up an opportunity to significantly boost the training progress by selecting the pixels that are most important for training. Specifically, in the time dimension, we schedule training with coarse-to-fine hierarchical sampling in the frames. We first train our model until convergence using a subset of selected keyframes. Afterwards, we employ the keyframe model to initialize the training on the full video sequence. In the ray/pixel dimension, our design tends to sample those pixels that are more time-variant than others. In particular, we propose a global and a two-frame temporal difference importance sampling strategy. These strategies allow us to shorten the training time of long sequences significantly, while retaining high quality reconstruction results.

We demonstrate our approach using a multi-view rig based on 18 GoPro cameras. We show results on multiple challenging dynamic environments with highly complex view-dependent and time-dependent effects. Our method achieves photorealistic continuous novel-view rendering in space and time, which enables various cinematic effects like bullet-time and slow-motion. Compared to the naïve per-frame NeRF baseline, we show that with our combined temporal and spatial importance sampling we achieve one order of magnitude acceleration in training speed, with a model that is 40 times smaller in size for 10 seconds of a 30 FPS 3D video.

In summary, we make the following technical contributions:

- We propose a novel dynamic neural radiance field that achieves high quality 3D video synthesis of complex, dynamic real-world scenes. Our approach of jointly learning temporal latent codes allows for high-quality view synthesis and motion interpolation. Our representation is a compact version of the 6D plenoptic function within the chosen subvolume.

- We present novel training strategies based on hierarchical training and importance sampling in the spatiotemporal domain, which boost training speed significantly and lead to higher quality results for longer sequences.

2 RELATED WORK

Our work is closely related to several research domains, such as novel view synthesis for static scenes, 3D video synthesis for dynamic scenes, image-based rendering, and neural rendering approaches. For a detailed discussion of neural rendering applications and neural scene representations, we refer to the survey of Tewari et al. [2020].

2.1 Novel View Synthesis for Static Scenes

Novel view synthesis for static scenes is a long-standing and well-explored problem. Techniques in this category enable interpolation in the spatial domain and aim to capture a single moment of time.

Geometry-based Approaches. Novel view synthesis has been tackled by explicitly reconstructing textured 3D models of the scene that can be rendered from arbitrary viewpoints. Multi-view stereo [Furukawa and Ponce 2009; Schönberger et al. 2016] and visual hull reconstructions [Esteban and Schmitt 2004; Laurentini 1994] have been successfully employed in this setting. Methods such as Kinect Fusion [Newcombe et al. 2011] enable capturing scenes using a monocular RGB-D camera. For modeling appearance, textures are acquired by fusing images from multiple views [Waechter et al. 2014]. Complex viewpoint-dependent effects such as for specular or translucent objects can be captured by light transport acquisition methods [Debevec et al. 2000; Wood et al. 2000]. Learning-based methods have been proposed to relax the high number of required views or to accelerate the inference speed for geometry reconstruction [Gu et al. 2020; Kar et al. 2017; Yao et al. 2018] and appearance capture [Bi et al. 2020; Meka et al. 2019], or combined reconstruction techniques [Niemeyer et al. 2020; Yariv et al. 2020]. Shih et al. [2020] decomposes a single RGB-D image into multiple layers, which allows for targeted in-painting, but this representation is severely limited in terms of viewpoint extrapolation.

Image-based Rendering Approaches. Novel view synthesis can also be achieved by reusing input image pixels with an implicit representation of geometry. Early works using this approach interpolate the viewpoints [Chen and Williams 1993]. The Light Field/Lumigraph method [Davis et al. 2012; Gortler et al. 1996; Levoy and Hanrahan 1996] resamples input image rays to generate novel views. These representations enabled photorealistic rendering of the recorded scene from varying viewpoints without explicit or accurate estimation of the geometry and in a computationally efficient manner. However, dense sampling of the representations is required for high quality rendering of complex scenes, which presented a practical difficulty in its adoption and even more so when they have to be sampled temporally as well. Debevec et al. [1996] employs view-dependent textures. More recently, [Flynn et al. 2019; Kalantari et al. 2016; Mildenhall et al. 2019; Srinivasan et al. 2019; Zhou et al. 2018] learn to fuse and resample pixels from reference views using neural networks.

Neural Rendering Approaches. Neural Radiance Fields (NeRFs) [Mildenhall et al. 2020] train an MLP-based radiance and opacity field and achieve state-of-the-art quality for novel view synthesis. Other approaches [Meshry et al. 2019; Wiles et al. 2020] employ an explicit point-based scene representation combined with a screen space neural network for hole filling. Lassner and Zollhöfer [2020] push this even further and encode the scene appearance in a differentiable sphere-based representation. Methods such as Sitzmann et al. [2019] employ a dense voxel grid of features in combination with a screen space network for view synthesis.

All these methods are excellent at interpolating views for static scenes, but it is unclear how to extend them to the dynamic setting.

2.2 3D Video Synthesis for Dynamic Scenes

Techniques in this category enable view synthesis for dynamic scenes and might also enable interpolation across time.

Model-based Approaches. For video synthesis, it is also possible to explicitly capture geometry and textures, which was pioneered by Kanade et al. [1997]. Reconstruction and animation is particularly well studied for humans [Carranza et al. 2003; Guo et al. 2019; Starck and Hilton 2007], but is usually performed model-based and/or only works with high-end capture setups. Li et al. [2012] captured temporally consistent surfaces by tracking and completion. Collet et al. [2015] proposes a system for capturing and compressing streamable 3D video with high-end hardware.

Neural Rendering Approaches. More recently, learning-based methods such as Huang et al. [2018] achieve volumetric video capture for human performances from sparse camera views. Bansal et al. [2020] focus on more general scenes. They decompose them into a static and dynamic component, re-project information based on estimated coarse depth, and employ a U-Net in screen space to convert the intermediate result to realistic imagery. Neural Volumes [Lombardi et al. 2019] employs volume rendering in combination with a view-conditioned decoder network to parameterize dynamic sequences of single objects. Broxton et al. [2020] enable 6DoF video for VR applications based on independent alpha-textured meshes that can be streamed at the rate of hundreds of Mb/s. This approach employs a capture setup with 46 cameras and requires a large training dataset to construct a strong scene-prior. In contrast, we seek a unified space-time representation that enables continuous viewpoint and time interpolation, while being able to represent an entire multi-view video sequence of 10 second in as little as 28MB.

Image-based Rendering. Several image-based rendering methods have also been used for 3D video capture. Zitnick et al. [2004] propose a temporal layered representation that can be compressed and replayed at an interactive rate. Bemana et al. [2020] uses a neural network for space-time and illumination interpolation. Yoon et al. [2020] use single-view depth estimation for each image, followed by a model-based step for merging the depth maps to a unified representation that can be rendered from novel views. Most of these related methods use a warp field to model motion and require additional supervision from either depth or optical flow estimation. In

contrast, our method is model-free and does not require additional supervision or regularization.

We propose an approach for complex dynamic real-world scenes that is compact, yet expressive and enables high-quality view synthesis and motion interpolation.

2.3 Efficient Representations for 3D Video

One of the major issues of previous 3D video methods, for example [Broxton et al. 2020], is the long training/encoding time. Per-frame optimization of NeRF [Mildenhall et al. 2020] also would require a long training time. In the realm of traditional 2D video encoding, temporal redundancy is thoroughly studied and applied for designing state-of-the-art video codecs [Wiegand et al. 2003]. Due to geometry and viewpoint-dependent appearance changes and high dimensionality of the data (6D in our case), it is not trivial to adapt these strategies to 3D video.

Sampling-based Methods. An alternative to exploiting temporal redundancy is subsampling and supersampling to increase the efficiency. DeepFovea [Kaplanyan et al. 2019] uses foveated rendering to reduce the amount of computation required to render a scene by sampling of the scene according to the density of perceived rays. In contrast, Xiao et al. [2020] render full images at a lower resolution and uses statistical models to artificially and efficiently increase the resolution of the result. Müller et al. [2019] use a neural network to generate samples for Monte Carlo integration, reducing the rendering time dramatically. Sampling has also been applied directly to the plenoptic function for higher efficiency [Chai et al. 2000].

Sparsity-based Methods. Instead of sampling a representation, it is also possible to enforce the sparsity of the representation by design. This can be achieved for light field photography by using over-complete dictionaries and optimized projections [Marwah et al. 2013]. Neural Sparse Voxel Fields [Liu et al. 2020] represent the scene in a sparse voxel octree to accelerate rendering. Li et al. [2020b] proposes a DeepMPI representation to achieve reconstructions of scenes with varying reflectance and illumination.

We consider these works as orthogonal efforts to our work. Our method treats each ray/pixel as a separate training sample. This gives us the opportunity to explore sampling strategies for more efficient training, but also to go beyond that: We explore the idea of hierarchical training and ray importance sampling along rays, and these strategies not only accelerate the training progress, but at the same time also improve the rendering quality.

2.4 Non-Peer Reviewed Extensions of NeRF

MLP-based neural scene representations are currently one of the hot topics in computer graphics and vision research. There are several extensions of NeRF [Mildenhall et al. 2020] that are currently not peer reviewed. We recognize their efforts in improving neural radiance fields for in-the-wild scenes [Martin-Brualla et al. 2020], generalization across scenes [Schwarz et al. 2020; Trevithick and Yang 2020; Yu et al. 2020], for non-rigid reconstruction [Du et al.

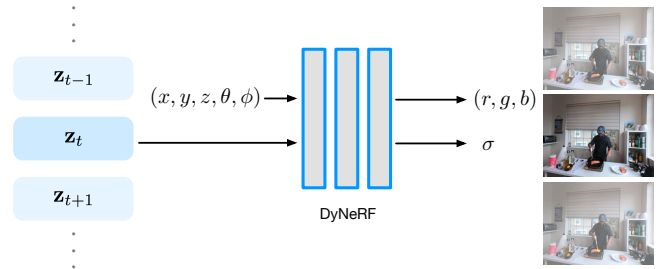


Fig. 2. We learn the 6D plenoptic function by our novel dynamic neural radiance field (DyNeRF) that conditions on position, view direction and a compact, yet expressive time-variant latent code.

2020; Li et al. 2020a; Park et al. 2020; Pumarola et al. 2020; Tretschk et al. 2020; Xian et al. 2020], for rigid moving object reconstruction [Yuan et al. 2021], efficient rendering and training [Boss et al. 2020; Lindell et al. 2020; Rebain et al. 2020; Tancik et al. 2020a], and more suitable configurations and implementations [Google 2020; Zhang et al. 2020].

3 DyNeRF: DYNAMIC NEURAL RADIANCE FIELDS

We address the problem of reconstructing dynamic 3D scenes from time-synchronized input videos from multiple cameras with known intrinsic and extrinsic parameters. The representation we aim to reconstruct from such multi-camera recordings should allow us to render photorealistic images from a wide range of viewpoints at arbitrary time.

Building on NeRF [Mildenhall et al. 2020], we achieve this goal with *dynamic neural radiance fields (DyNeRF)* that are directly optimized from input videos captured with multiple video cameras. DyNeRF is a novel continuous space-time neural radiance field representation, controllable by a series of temporal latent embeddings that are jointly optimized during training. Our representation compresses a huge volume of input videos from multiple cameras to a compact 6D representation that can be queried continuously in both space and time. The learned embedding faithfully captures detailed temporal variations of the scene, such as complex photometric and topological changes, without explicit geometric tracking.

Representation. The problem of representing 3D video comprises of learning the 6D plenoptic function that maps a 3D position $\mathbf{x} \in \mathbb{R}^3$, direction $\mathbf{d} \in \mathbb{R}^2$, and time $t \in \mathbb{R}$, to RGB radiance $\mathbf{c} \in \mathbb{R}^3$ and opacity $\sigma \in \mathbb{R}$. NeRF [Mildenhall et al. 2020] approximates the 5D plenoptic function of a static scene with a learnable function:

$$F_{\Theta} : (\mathbf{x}, \mathbf{d}) \longrightarrow (\mathbf{c}, \sigma), \quad (1)$$

realized by a Multi-Layer Perceptron (MLP) with trainable weights Θ . NeRF has been shown to synthesize high-fidelity novel views for static scenes; however, it is non-trivial to extend it to dynamic 3D scenes.

A potential solution would be to add a time dependency to the function:

$$F_{\Theta} : (\mathbf{x}, \mathbf{d}, t) \longrightarrow (\mathbf{c}, \sigma). \quad (2)$$

The 1-dimensional time variable t can be mapped via positional encoding [Tancik et al. 2020b] to a higher dimensional space, in a

manner similar to how NeRF handles the inputs \mathbf{x} and \mathbf{d} . However, we empirically found that it is challenging for this design to capture complex dynamic 3D scenes with challenging topological changes and time-dependent volumetric effects, such as flames. We will employ this model as one of the baselines in our evaluation.

Dynamic Neural Radiance Fields. Inspired by DeepSDF [Park et al. 2019], we model the dynamic scene by latent codes $\mathbf{z}_t \in \mathbb{R}^D$, as shown by Fig. 2. In practice, we learn a set of time-dependent latent codes, indexed by a discrete time variable t :

$$F_{\Theta} : (\mathbf{x}, \mathbf{d}, \mathbf{z}_t) \longrightarrow (\mathbf{c}, \sigma) . \quad (3)$$

We found that the latent codes resulted in a compact representation of the state of a dynamic scene at a certain time, which can handle a variety of complex scene dynamics and radiance changes implicitly. We apply positional encoding to the input position coordinates to map them to a higher-dimensional vector, using a series of sinusoidal functions [Tancik et al. 2020b]. No positional encoding is applied to the time-dependent latent codes. Before training, the latent codes $\{\mathbf{z}_t\}$ are randomly initialized in an independent manner across all frames.

Rendering. We apply volume rendering techniques to produce photo-realistic images from arbitrary camera views and times from the dynamic neural radiance field. Given a ray $\mathbf{r}(s) = \mathbf{o} + s\mathbf{d}$ with the origin \mathbf{o} and direction \mathbf{d} defined by the specified camera pose and intrinsics, the rendered color of the pixel corresponding to this ray $\mathbf{C}(\mathbf{r})$ is an integral over the radiance weighted by accumulated opacity [Mildenhall et al. 2020]:

$$\mathbf{C}^{(t)}(\mathbf{r}) = \int_{s_n}^{s_f} T(s)\sigma(\mathbf{r}(s), \mathbf{z}_t)\mathbf{c}(\mathbf{r}(s), \mathbf{d}, \mathbf{z}_t) ds . \quad (4)$$

Here, the accumulated opacity $T(s) = \exp(-\int_{s_n}^s \sigma(\mathbf{r}(p), \mathbf{z}_t) dp)$, and s_n and s_f denote the bounds of the volume depth range. The quadrature approximates evaluating radiance and opacity from discrete samples along the rays. We apply a hierarchical sampling strategy with first stratified sampling on the coarse level followed by importance sampling on the fine level, which is the same strategy used in [Mildenhall et al. 2020].

Continuous Time Interpolation. We train our dynamic neural radiance field from videos that capture appearance only at discrete time frames. To render at an arbitrary and continuous time, we linearly interpolate the neighboring latent codes that have been learned for the discrete time frames. We found that rendering with interpolated latent codes resulted in a smooth and plausible representation of dynamics between the two neighboring input frames. This enables rendering of special visual effects such as slow motion by interpolating sub-frame latent codes between two discrete time-dependent latent codes and the ‘bullet time’ effect with view-dependent effect by querying any latent code at any continuous time within the video.

Loss Function. The network parameters Θ and the latent codes $\{\mathbf{z}_t\}$ are simultaneously trained by minimizing the ℓ_2 -loss between the rendered colors $\hat{\mathbf{C}}(\mathbf{r})$ and the ground truth colors $\mathbf{C}(\mathbf{r})$, and summed over all rays \mathbf{r} that correspond to the image pixels from all

training camera views \mathcal{R} and throughout all time frames t of the recording:

$$\mathcal{L} = \sum_{t \in \mathcal{T}} \sum_{\mathbf{r} \in \mathcal{R}} \left[\left\| \hat{\mathbf{C}}_c^{(t)}(\mathbf{r}) - \mathbf{C}^{(t)}(\mathbf{r}) \right\|_2^2 + \left\| \hat{\mathbf{C}}_f^{(t)}(\mathbf{r}) - \mathbf{C}^{(t)}(\mathbf{r}) \right\|_2^2 \right] . \quad (5)$$

We evaluate the loss at both coarse and fine level, respectively denoted by $\hat{\mathbf{C}}_c^{(t)}$ and $\hat{\mathbf{C}}_f^{(t)}$, as in NeRF. We train with a stochastic version of this loss function, by randomly sampling ray data and optimizing on the loss of a ray batch. Please note our dynamic radiance field is trained with this plain ℓ_2 -loss without any special regularization.

4 EFFICIENT TRAINING

One challenge of the ray casting-based neural rendering is the significant amount of training time. For example, training NeRF requires about 50 GPU hours for a single frame captured from about twenty 1K resolution images. It becomes infeasible to scale up this computation to training long 3D video sequences and achieve similar photorealistic quality.

The appearance changes between adjacent frames in natural videos are typically small and locally consistent. To explore how temporal redundancy can be exploited in the context of 3D video, we propose two strategies to accelerate the training process (see Fig. 3): (1) Hierarchical training that optimizes data over a coarse-to-fine frame selection (Sec. 4.1) and (2) importance sampling that prefers rays around regions of higher temporal variance (Sec. 4.2). These two strategies combined can be regarded as an adaptive sampling approach for reconstructing the 6D plenoptic function, contributing to significantly faster training and improved rendering quality.

4.1 Hierarchical Training

Keyframes are one of the important foundations of video compression techniques. We adapt this idea to our 3D video by firstly training on a set of keyframes and then training on all in-between frames jointly with the keyframes.

We first train a DyNeRF model on keyframes, which we sample equidistantly from the multi-view image sequence at fixed intervals K . Once the model converges with keyframe supervision, we use it to initialize the final model, which has the same temporal resolution as the full video. To this end, we assign a fine-level latent embedding to every frame. Since the per-frame motion of the scene within each segment (divided by neighboring keyframes) is smooth, we initialize the fine-level latent embeddings by linearly interpolating between the coarse embeddings. Finally, we train using data from all the frames jointly, further optimizing the network weights and the latent embeddings. The coarse keyframe model has already captured an approximation of the time-invariant information across the video, which also appears in the in-between frames. Therefore, the fine full-frame training only needs to learn the time-variant information per-frame.

4.2 Ray Importance Sampling

Existing ray-based neural reconstruction methods, including NeRF, are trained on uniformly randomly sampled rays. The number of iterations they take in training per epoch scales linearly with the

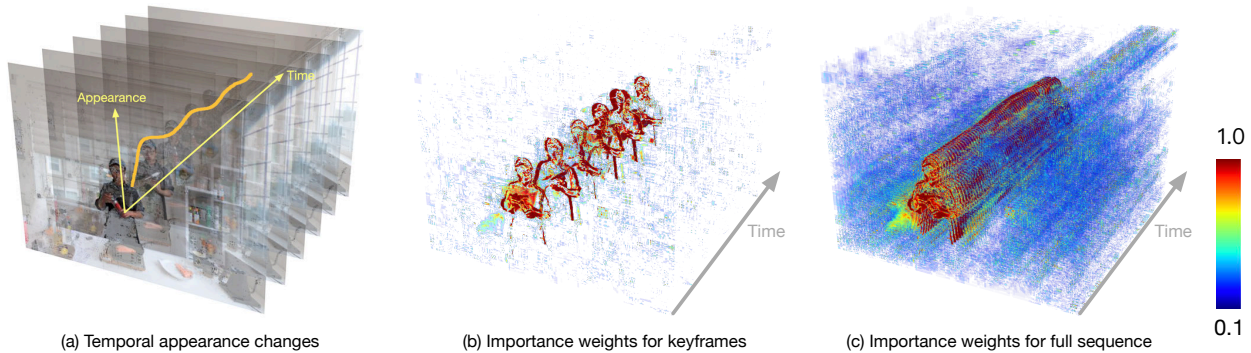


Fig. 3. **Overview of our efficient training strategies.** We perform hierarchical training first using keyframes (b) and then on the full sequence (c). At both stages, we apply the ray importance sampling technique to focus on the rays with high time-variant information based on weight maps that measure the temporal appearance changes (a). We show a visualized example of the sampling probability based on global median map using a heatmap (red and opaque means high probability).

number of pixels in the input multi-view videos. For a 10-second, 30-FPS, 1014×1352 multi-view video sequence from 18 cameras, there are about 7.4 billion ray samples in an epoch. To train one epoch, with each GPU taking 3072 samples per iteration, about 300K iterations are required using 8 GPUs, which would take about half a week at a rate of 1 second per iteration. Given that each ray needs to be re-visited several times to obtain high quality results, this sampling process is one of the biggest bottlenecks for ray-based neural reconstruction methods to train 3D videos at scale.

However, for a natural video, a large proportion of the dynamic scene is either time-invariant or only contains a small radiance change at a particular timestamp across the entire observed video. This fact leads to a significant imbalance between the number of pixel observations and their contribution to the final representation in a uniform sampling setting. On one hand, the perceptual quality in the time-invariant region saturates after a certain number of iterations over the same pixels. On the other hand, reconstructing the time-variant regions with high photorealism requires sampling every single moving pixel observed in every single timestamp multiple times. These dynamic pixels are significantly fewer than the time-invariant ones. Therefore, training all rays with an equal amount of attention using uniform sampling would be a waste of computational resources and time to achieve photorealistic 3D video.

To address this issue, we propose to sample the rays across time with different importance based on the temporal variation in the input videos. For each observed ray \mathbf{r} at time t , we compute a weight $\mathbf{W}^{(t)}(\mathbf{r})$. In each training iteration we pick a time frame t at random. We first normalize the weights of the rays across all input views for frame t , and then apply inverse transform sampling to select rays based on these weights.

To calculate the weight of each ray, we propose two strategies based on two different insights. In the first one, we calculate the weight map of each ray at each time frame, based on the residual difference of its color from the global median of the same ray across time. We call this strategy importance sampling based on global

median map (DyNeRF-ISG). In the other one, we consider two input color frames close in time and calculate the weight based on the residuals of the two. In a static multi-camera rig, this approximates the motion derivative between the frames, which we call importance sampling based on temporal difference (DyNeRF-IST). We explain the details of the two strategies below, assuming a static rig.

Sampling Based on Global Median Maps (DyNeRF-ISG). For each ground truth video, we first calculate the global median value of each ray across time $\bar{\mathbf{C}}(\mathbf{r}) = \text{median}_{t \in \mathcal{T}} \mathbf{C}^{(t)}(\mathbf{r})$ and cache the global median image. During training, we compare each frame to the global median image and compute the residual. We choose a robust norm of the residuals to balance the contrast of weight. The norm measures the transformed values by a non-linear transfer function $\psi(\cdot)$ that is parameterized by γ to adjust the sensitivity at various ranges of variance:

$$\mathbf{W}^{(t)}(\mathbf{r}) = \frac{1}{3} \left\| \psi \left(\mathbf{C}^{(t)}(\mathbf{r}) - \bar{\mathbf{C}}(\mathbf{r}); \gamma \right) \right\|_1. \quad (6)$$

Here, $\psi(x; \gamma) = \frac{x^2}{x^2 + \gamma^2}$ is the Geman-McClure robust function [Geman and McClure 1985] applied element-wise. Intuitively, a larger γ will lead to a high probability to sample the time-variant region, and γ approaching zero will approximate uniform sampling. $\bar{\mathbf{C}}(\mathbf{r})$ is a representative image across time, which can also take other forms such as a mean image. We empirically validated that using a median image is more effective to handle high frequency signal of moving regions across time, which helps us to approach sharp results faster during training.

Sampling Based on Temporal Difference (DyNeRF-IST). An alternative strategy, DyNeRF-IST, calculates the residuals by considering two nearby frames in time t_i and t_j . In each training iteration we load two frames within a 25-frame distance, $|t_i - t_j| \leq 25$. In this strategy, we focus on sampling the pixels with largest temporal difference. We calculate the residuals between the two frames,

averaged over the 3 color channels

$$\mathbf{W}^{(t_i)}(\mathbf{r}) = \min\left(\frac{1}{3} \left\| \mathbf{C}^{(t_i)} - \mathbf{C}^{(t_j)} \right\|_1, \alpha\right). \quad (7)$$

To ensure that we do not sample pixels whose values changed due to spurious artifacts, we clamp $\mathbf{W}^{(t_i)}(\mathbf{r})$ with a lower-bound α , which is a hyper-parameter. Intuitively, a small value of α would favor highly dynamic regions, while a large value would assign similar importance to all rays.

Combined Method (DyNeRF-IS^{*}). We empirically observed that training DyNeRF-ISG with a high learning rate leads to very quick recovery of dynamic detail, but results in some jitter across time. On the other hand, training DyNeRF-IST with a low learning rate produces a smooth temporal sequence which is still somewhat blurry. Thus, we combine the benefits of both methods in our final strategy, DyNeRF-IS^{*}, which first obtains sharp details via DyNeRF-ISG and then smoothens the temporal motion via DyNeRF-IST.

5 EXPERIMENTS

We demonstrate our approach on a large variety of captured daily events, such as cooking, boiling water, playing with dogs. These contain challenging scene motions (topology changes, fast motions), varying illumination and self-cast shadows, view-dependent appearance (specularity and transparency) and highly volumetric effects (steam and flames). We also performed ablation studies, as well as quantitative and qualitative evaluations.

5.1 Datasets

Multi-view Capture Setup. We build a mobile multi-view capture system using action cameras. The system consists of 21 GoPro Black Hero 7 cameras. Fig. 5 shows the layout of all cameras. For all results discussed in this paper, we capture using the linear camera mode at a resolution of 2028×2704 (2.7K) and frame rate of 30 FPS. We attach a timecode system to each camera. As a preprocessing step, we synchronize all the captured video streams given the recorded timestamps. During each capture we keep the camera rig fixed. All of the frames share the same intrinsic and extrinsic parameters for each of the views. For calibration, we take the first frame of the each video and calculate the intrinsic and extrinsic camera parameters using COLMAP [Schönberger and Frahm 2016]. We found that the GoPro linear FOV mode sufficiently well compensates for fisheye effects, thus we employ a pinhole camera model for all our experiments.

Our collected data can provide sufficient synchronized camera views for high quality 4D reconstruction in a natural daily indoor environment, which do not exist in public 4D datasets. Additionally, we captured the data with a focus on the dynamic scenes that contain challenging dynamics and significant amount of view-dependent effects which also rarely exists in other 4D datasets. We highlight challenges for our captures in the following.

The Challenges in the Videos. Our captured data demonstrates a variety of challenges for video synthesis, including objects of high specularity, translucency and transparency. It also contains scene changes and motions with changing topology (poured liquid), self-cast moving shadows, volumetric effects (fire flame), and an

entangled moving object with strong view-dependent effects (the torch gun and the pan). We visualize one snapshot of the sequence in Fig. 4. In total, We trained our methods on a 60 seconds video sequence (*flame salmon*) in 6 chunks with each 10 seconds in length, and five other 10 seconds sequences captured at different time with different motion and lighting.

Data Split. We hold out the top center camera for testing, and use the rest of the cameras for training. For each captured multi-view sequence, we removed a particular camera if the time synchronization did not work or the illumination was inconsistent from a particular view. In the end, for all the results we employ a subset of 18 camera views for training, and 1 view for quantitative evaluation. We calculate a continuous interpolated spiral trajectory based on the 18 camera views, which we employ for qualitative novel view evaluation.

5.2 Implementation Details

In the following, we provide more details, such as the network architecture and training hyperparameters.

Network Architecture. Our implementation of neural radiance fields follows the implementation of NeRF [Mildenhall et al. 2020]. We use the same multi-layer perceptron (MLP) architecture except that we use 512 activations for the first 8 MLP layers instead of 256. We employ 1024-dimensional latent codes. We will discuss the choice of network width and latent code embedding size in the following ablation study. For each timestamp, the input to the MLP is a concatenation of the positionally-encoded position and the corresponding latent code. Same as [Mildenhall et al. 2020], we concatenate positional encoded direction with features after the 8 MLP layers, passing it to two additional MLP layers and predict the final output.

Training. We implement our approach in PyTorch. In the hierarchical training we first only train on keyframes that are $K = 30$ frames apart. We apply global median map importance sampling (DyNeRF-ISG) in both the keyframe training and full video training stage, and subsequently refine with temporal derivative importance sampling only for the full video. For faster computation in DyNeRF-ISG we calculate temporal median maps and pixel weights for each view at $\frac{1}{4}$ th of the resolution, and then upsample the median image map to the input resolution. For γ in the Geman-McClure robust norm, we set $1e-3$ during keyframe training, and $2e-2$ in the full video training stage. Empirically, this samples the background more densely in the keyframe training stage than for the following full video training. We also found out that using importance sampling makes a larger impact in the full video training, as keyframes are highly different. We set $\alpha = 0.1$ in DyNeRF-IST. We train the radiance field with an ℓ_2 -loss between the ground truth images and the rendered images without any special regularization terms. We employ the Adam optimizer [Kingma and Ba 2015] with parameters $\beta_1 = 0.9$ and $\beta_2 = 0.999$. In the keyframe training stage, we set a learning rate of $5e-4$ and train for 300K iterations. In the full video training stage we first train for 250K iterations of DyNeRF-ISG with



Fig. 4. **Frames from our captured multi-view video flame salmon sequence** (top). We use 18 camera views for training (downsized on the right), and held out the upper row center view of the rig as novel view for quantitative evaluation. We captured sequences at different physical locations, time, and under varying illumination conditions. Our data shows a large variety of challenges in photorealistic 3D video synthesis.



Fig. 5. **Our multi-view capture setup** using synchronized GoPro Black Hero 7 cameras.

learning rate $1e-4$ and then for another $100K$ iterations of DyNeRF-IST with learning rate $1e-5$. The total training takes about a week with 8 NVIDIA V100 GPUs and a total batch size of 24576 rays.

Latent Code Optimization. In each iteration, we keep the norm of each latent code to be 1 by normalizing the vectors by their norm. We set the latent code learning rate to be $10\times$ higher than for the other network parameters. Following the implementation of DeepSDF [Park et al. 2019], the latent codes are initialized from $\mathcal{N}(0, \frac{0.01}{\sqrt{D}})$, where $D = 1024$ and we initialize the latent codes for the different frames independently.

5.3 Evaluation Settings

We evaluated DyNeRF trained with three different importance sampling strategies: 1) DyNeRF-ISG refers to DyNeRF trained with

importance sampling using residuals compared to global median map, 2) DyNeRF-IST refers to DyNeRF trained with importance sampling using the residuals from a temporal difference of two nearby frames, and 3) DyNeRF-IS* refers to training with DyNeRF-ISG first followed by DyNeRF-IST. Unless otherwise specified, the results in our accompanying video are achieved with our full strategy DyNeRF-IS* and will also refer to it as DyNeRF.

Baselines. We compare our approach to the following baselines:

- NeRF-T: Refers to the version in Eq. 2, which is a straightforward temporal extension of NeRF. We implement it following the details in Mildenhall et al. [2020], with only one difference in the input. The input concatenates the original positionally-encoded location, view direction, and time. We choose the positionally-encoded bandwidth for the time variable to be 4 and we do not find that increasing the bandwidth further improves results.
- DyNeRF[†]: We compare to DyNeRF without our proposed hierarchical training strategy and without importance sampling, i.e. this strategy uses per-frame latent codes that are trained jointly from scratch.
- DyNeRF with varying hyper-parameters: We vary the dimension of the employed latent codes (8, 64, 256, 1024, 8192).

Metrics. We evaluate the rendering quality using our held-out test view and the following quantitative metrics: peak signal-to-noise ratio (PSNR); structural dissimilarity index measure (DSSIM), which remaps the structural similarity index (SSIM) [Wang et al. 2004] into the range $[0, 1]$ by the formula $DSSIM(x, y) = (1 - SSIM(x, y))/2$ for pixel (x, y) [Sara et al. 2019; Upchurch et al. 2016]; perceptual quality measure LPIPS [Zhang et al. 2018]; FLIP [Andersson et al. 2020]; and MSE. Higher PSNR scores indicate better



Fig. 6. **High-quality novel view videos** synthesized by our approach for dynamic real-world scenes. Our representation is compact, yet expressive and even handles complex specular reflections and translucency.

reconstruction quality. For all other metrics, lower numbers indicate better quality. Considering the significant amount of rendering time required for all models at high resolution, we perform the evaluation in the following way. For any video of length shorter than 60 frames, we evaluate the model frame-by-frame on the complete video, and

for any video of length equal or longer than 300 frames, we evaluate the model every 10 frames. We verified on 2 video sequences with a frame length of 300 that the PSNR differs by at most 0.02 comparing evaluating them every 10th frame vs. on all frames. We evaluate all

Table 1. **Quantitative comparison** of our proposed method to baselines at 200K iterations on a 10-second sequence. NeRF-T uses a per-frame input timestamp that goes through positional encoding. DyNeRF[†] represents training from scratch with per-frame latent codes without hierarchical strategy. DyNeRF-ISG, DyNeRF-IST and DyNeRF-IS* represent variants of our proposed hierarchical training with difference only in importance sampling strategy. DyNeRF-ISG uses global median map to guide importance sampling, while DyNeRF-IST uses temporal two-frame difference. DyNeRF-IS* uses both sampling strategies and thus runs for *more* iterations: 250K iterations of ISG, followed by 100K of IST; it is shown here only for completeness.

Method	PSNR \uparrow	MSE \downarrow	DSSIM \downarrow	LPIPS \downarrow	FLIP \downarrow
NeRF-T	28.4487	0.00144	0.0228	0.1000	0.1415
DyNeRF [†]	28.4994	0.00143	0.0231	0.0985	0.1455
DyNeRF-ISG	29.4623	0.00113	0.0201	0.0854	0.1375
DyNeRF-IST	29.7161	0.00107	0.0197	0.0885	0.1340
DyNeRF-IS*	29.5808	0.00110	0.0197	0.0832	0.1347

the models at 1K resolution, and report the average of the result from every evaluated frame.

Supplemental Video. We strongly recommend the reader to also watch our supplemental video to better judge the photorealism of our approach, which cannot be represented well by the metrics. Particularly, we find the metrics are not good indicators for the quality in the moving regions, including the sharp details of the moving region’s appearance and the natural and smooth motion transition across frames.

5.4 Discussion of the Results

We demonstrate our novel view rendering results on different sequences in Fig. 6. We demonstrate that our method can represent a 30FPS multi-view video of up to 10 seconds in length with at high quality. With the reconstructed model, we can enable near photorealistic continuous novel-view rendering at 1K resolution. Please refer to our supplementary video for the 3D video visualizations.

In the following, we discuss the benefits of our method with respect to the axes of quality, compression, and training time. We will also provide a discussion about the effects of the latent code size and different importance sampling strategies.

Quantitative Comparison to the Baselines. Tab. 1 shows the quantitative comparison of our methods to the baselines. We train all baselines and our method the same number of iterations for fair comparison. Compared to the time-variant NeRF baseline NeRF-T and our basic DyNeRF model without our proposed training strategy (DyNeRF[†]), our DyNeRF model variants trained with our proposed training strategy perform significantly better in all metrics. DyNeRF-ISG and DyNeRF-IST can both achieve high quantitative performance, with DyNeRF-IST slightly more favorable in terms of the metrics. Our complete strategy DyNeRF-IS* requires more iterations and is added to the table only for completeness.

Qualitative Comparison to the Baselines. We also highlight a visual comparison of our methods to the baselines in Fig. 7. This highlights the advantages of our approach in terms of photorealism

Table 2. **Comparison in model storage size** of our method (DyNeRF) to alternative solutions. All calculation are based on 10 seconds of 30 FPS videos captured by 18 cameras. For HEVC, we use the default GoPro 7 video codec. For JPEG, we employ a compression rate that maintains the highest image quality. For NeRF, we use a set of the original NeRF networks [Mildenhall et al. 2020] reconstructed frame by frame. For HEVC, PNG and JPEG, the required memory may vary within a factor of 3 depending on the video appearance. For NeRF and DyNeRF, the required memory is constant.

	HEVC	PNG	JPEG	NeRF	DyNeRF
Model Size (MB)	1,406	21,600	3,143	1,080	28

that are not well quantified using the metrics. NeRF-T can only capture a blurry motion representation, which loses all appearance details in the moving regions and cannot capture view-dependent effects. Though DyNeRF[†] has a similar quantitative performance as NeRF-T, it has significantly improved visual quality in the moving regions compared to NeRF-T, but still struggles to recover the sharp appearance details. DyNeRF with our proposed training strategy, DyNeRF-ISG, DyNeRF-IST and DyNeRF-IS*, can recover sharp details in the moving regions, including the torch gun, which is highly specular, and the flames.

Comparisons in terms of Model Compression. Our model is compact in terms of model size. In Tab. 2, we compare our model DyNeRF to the alternatives in terms of storage size. Compared to the raw videos stored in different images, e.g., PNG or JPEG, our method is more than two orders of magnitude smaller. Compared to a highly compact 2D video codec (HEVC), which is used as the default video codec for the GoPro camera, our model is also 50 times smaller. It is worth noting that these compressed 2D representations do not provide a 6D continuous representation as we do. Though NeRF is a compact network for a single static frame, representing the whole captured video without dropping frames requires a stack of frame-by-frame reconstructed NeRF networks, which is more than 30 times larger in size compared to our single DyNeRF model.

Comparisons in terms of Training Time. Though we still require significant compute to train our models, our proposed method is highly efficient compared to alternative solutions. Training a NeRF model frame-by-frame is the only baseline that can achieve the same photorealism as DyNeRF. However, we find that training a single frame NeRF model to achieve the same photorealism requires about 50 GPU hours, which in total requires 15K GPU hours for a 30FPS video of 10 seconds length. Our method only requires 1.3K GPU hours for the same video, which reduces the required compute by one order of magnitude.

Impact of latent embedding size on DyNeRF. To evaluate the impact of the latent-code dimension on the final results, we run an ablation on latent code length on 60 continuous frames and present the results in Table 3. In this experiment, we do not include keyframe training or importance sampling. We ran the experiments until 300K iterations, which is when most models are starting to converge without significant further improvements to the scores. Note that with a code length of 8,192 we cannot fit the same number of samples in the GPU memory as in the other cases, so we report





Fig. 7. **Qualitative comparisons** of DyNeRF variants on one image of the sequence whose averages are reported in Tab. 1. From left to right we show the rendering by each method, then zoom onto the moving flame gun, then visualize DSSIM and FLIP for this region using the *viridis* colormap (dark blue is 0, yellow is 1, lower is better). Clearly, NeRF-T with timestamps is not capable of recovering the dynamic parts. DyNeRF[†] that uses latent codes without hierarchical training manages, but is blurry. The three hierarchical DyNeRF variants outperform these baselines: DyNeRF-ISG has sharper details than DyNeRF-IST, but DyNeRF-IST recovers more of the flame, while DyNeRF* combines both of these benefits.

a score from a later iteration when roughly the same number of samples have been used. We use 4×16 GB GPUs and network width 256 for the experiments with this short sequence.

From the metrics we clearly conclude that a code of length 8 is insufficient to represent the dynamic scene well. Moreover, we have

visually observed that results with such a short code are typically blurry. With increasing latent code size, the performance also increases respectively, which however saturates at a dimension of 1024. A latent code size of 8192 has longer training time per iteration. Taking the capacity and speed jointly in consideration, we



(a) Comparison over training iterations.



(b) Comparison of no importance sampling versus our final method upon convergence.

Fig. 8. Comparison of importance sampling strategies over training iterations. All methods shown use hierarchical training of keyframes first, the difference is in the subsequent joint training of all frames. In Fig. 8a we compare no importance sampling (DyNeRF-noIS) to our global (DyNeRF-ISG) and two-frame (DyNeRF-IST) strategies over iterations. With importance sampling the moving flame gun is recovered earlier and with sharper details. The quality of both DyNeRF-ISG and DyNeRF-IST at 50 thousand iterations is already visibly better than DyNeRF-noIS at 100 thousand iterations. In Fig. 8b we compare the result of no importance sampling and our combined strategy DyNeRF-IS* upon convergence, demonstrating much crisper details with our final method.

Table 3. **Ablation studies on the latent code dimension** on a sequence of 60 consecutive frames. Codes of dimension 8 are insufficient to capture sharp details, while codes of dimension 8,192 take too long to be processed by the network. We use 1,024 for our experiments, which allows for high quality while converging fast. *Note that with a code length of 8,192 we cannot fit the same number of samples in the GPU memory as in the other cases, so we report a score from a later iteration when roughly the same number of samples have been used.

Dimension	PSNR \uparrow	MSE \downarrow	DSSIM \downarrow	LPIPS \downarrow	FLIP \downarrow
8	26.4349	0.00228	0.0438	0.2623	0.1562
64	27.1651	0.00193	0.0401	0.2476	0.1653
256	27.3823	0.00184	0.0421	0.2669	0.1500
1,024	27.6286	0.00173	0.0408	0.2528	0.1556
8,192*	27.4100	0.00182	0.0348	0.1932	0.1616

choose 1024 as our default latent code size for all the sequences in this paper and the supplementary video.

The impact of importance sampling in training. We show that our video importance sampling scheme is able to accelerate training for dynamic radiance fields.

In Figure 8 we evaluate the effect of our importance sampling strategies, DyNeRF-ISG, DyNeRF-IST and DyNeRF-IS*, against a baseline DyNeRF-noIS that also employs a hierarchical training strategy with latent codes initialized from trained keyframes, but instead of selecting rays based on importance, selects them at random like in standard NeRF [Mildenhall et al. 2020]. The figure shows zoomed-in crop-outs of the dynamic region for better visibility. We clearly see that all the importance sampling strategies manage to recover the moving flame gun better than DyNeRF-noIS in two times less iterations. At 100k iterations DyNeRF-ISG and DyNeRF-IST look similar, though they converge differently with DyNeRF-IST being blurrier in early iterations and DyNeRF-ISG managing to recover moving details slightly faster. The visualizations of the final results upon convergence in Fig. 8b demonstrate the superior photorealism that DyNeRF-IS* achieves, as DyNeRF-noIS remains much blurrier in comparison.

6 LIMITATIONS

We have demonstrated high-quality results for representing and rendering dynamic scenes using neural radiance fields. Nevertheless, our approach is subject to a few limitations. 1) Highly dynamic scenes with large and fast motions are challenging to model and learn, which might lead to blur in the moving regions. An adaptive sampling strategy during the hierarchical training that places more keyframes during the challenging parts of the sequence or more explicit motion modeling could help to further improve results. 2) While we already achieve a significant improvement in terms of training speed compared to the baseline approaches, training still takes a lot of time and compute resources. Finding ways to further decrease training time and to speed up rendering at test time are required. 3) Viewpoint extrapolation beyond the bounds of the training views is challenging and might lead to artifacts in the rendered imagery. We hope that, in the future, we can learn strong

scene priors that will be able to fill in the missing information. 4) We discussed the importance sampling strategy and its effectiveness based on the assumption of videos observed from static cameras. We leave the study of this strategy on videos from moving cameras as future work. We believe these current limitations are good directions to explore in follow-up work and that our approach is a stepping stone in this direction.

7 CONCLUSION

We have proposed a novel neural 3D video synthesis approach that is able to represent real-world multi-view video recordings of dynamic scenes in a compact, yet expressive representation. As we have demonstrated, our approach is able to represent a 10 second long multi-view recording by 18 cameras in under 28MB. Our model-free representation enables both high-quality view synthesis as well as motion interpolation. At the core of our approach is an efficient algorithm to learn dynamic latent-conditioned neural radiance fields that significantly boosts training speed, leads to fast convergence, and enables high quality results. We see our approach as a first step forward in efficiently training dynamic neural radiance fields and hope that it will inspire follow-up work in the exciting and emerging field of neural scene representations.

ACKNOWLEDGEMENTS

We thank Richard Newcombe, Rick Szeliski, Anton Kaplanyan, Brian Cabral, Zhao Dong, Samir Aroudj for providing feedback to this project, Daniel Andersen for helping with photorealism evaluation, Joey Conrad and Shobhit Verma for designing and building our capture rig.

REFERENCES

- Edward H. Adelson and James R. Bergen. 1991. The plenoptic function and the elements of early vision. In *Computational Models of Visual Processing*. MIT Press, 3–20.
- Pontus Andersson, Jim Nilsson, Tomas Akenine-Möller, Magnus Oskarsson, Kalle Åström, and Mark D Fairchild. 2020. FLIP: a difference evaluator for alternating images. *Proceedings of the ACM on Computer Graphics and Interactive Techniques (HPG 2020)* 3, 2 (2020).
- Aayush Bansal, Minh Vo, Yaser Sheikh, Deva Ramanan, and Srinivasa Narasimhan. 2020. 4D Visualization of Dynamic Events from Unconstrained Multi-View Videos. In *Proceedings of the IEEE/CVF Conference on Computer Vision and Pattern Recognition*. 5366–5375.
- Mojtaba Bermana, Karol Myszkowski, Hans-Peter Seidel, and Tobias Ritschel. 2020. X-Fields: implicit neural view-, light-and time-image interpolation. *ACM Transactions on Graphics (TOG)* 39, 6 (2020), 1–15.
- Sai Bi, Zexiang Xu, Kalyan Sunkavalli, Miloš Hašan, Yannick Hold-Geoffroy, David Kriegman, and Ravi Ramamoorthi. 2020. Deep reflectance volumes: Relightable reconstructions from multi-view photometric images. *arXiv preprint arXiv:2007.09892* (2020).
- Mark Boss, Raphael Braun, Varun Jampani, Jonathan T Barron, Ce Liu, and Hendrik Lensch. 2020. NeRD: Neural Reflectance Decomposition from Image Collections. *arXiv preprint arXiv:2012.03918* (2020).
- Michael Broxton, John Flynn, Ryan Overbeck, Daniel Erickson, Peter Hedman, Matthew Duvall, Jason Dourgarian, Jay Busch, Matt Whalen, and Paul Debevec. 2020. Immersive light field video with a layered mesh representation. *ACM Transactions on Graphics (TOG)* 39, 4 (2020), 86–1.
- Joel Carranza, Christian Theobalt, Marcus A Magnor, and Hans-Peter Seidel. 2003. Free-viewpoint video of human actors. *ACM Transactions on Graphics (TOG)* 22, 3 (2003), 569–577.
- Jin-Xiang Chai, Xin Tong, Shing-Chow Chan, and Heung-Yeung Shum. 2000. Plenoptic sampling. In *Proceedings of the 27th annual conference on Computer graphics and interactive techniques*. 307–318.
- Shenchang Eric Chen and Lance Williams. 1993. View interpolation for image synthesis. In *Proceedings of the 20th annual conference on Computer graphics and interactive techniques*. 279–288.

- Alvaro Collet, Ming Chuang, Pat Sweeney, Don Gillett, Dennis Evseev, David Calabrese, Hugues Hoppe, Adam Kirk, and Steve Sullivan. 2015. High-quality streamable free-viewpoint video. *ACM Transactions on Graphics (ToG)* 34, 4 (2015), 1–13.
- Abe Davis, Marc Levoy, and Fredo Durand. 2012. Unstructured light fields. In *Computer Graphics Forum*, Vol. 31. Wiley Online Library, 305–314.
- Paul Debevec, Tim Hawkins, Chris Tchou, Haarm-Pieter Duiker, Westley Sarokin, and Mark Sagar. 2000. Acquiring the reflectance field of a human face. In *Proceedings of the 27th annual conference on Computer graphics and interactive techniques*. 145–156.
- Paul E Debevec, Camillo J Taylor, and Jitendra Malik. 1996. Modeling and rendering architecture from photographs: A hybrid geometry-and image-based approach. In *Proceedings of the 23rd annual conference on Computer graphics and interactive techniques*. 11–20.
- Yilun Du, Yanan Zhang, Hong-Xing Yu, Joshua B Tenenbaum, and Jiajun Wu. 2020. Neural Radiance Flow for 4D View Synthesis and Video Processing. *arXiv e-prints* (2020), arXiv:2012.
- Carlos Hernández Esteban and Francis Schmitt. 2004. Silhouette and stereo fusion for 3D object modeling. *Computer Vision and Image Understanding* 96, 3 (2004), 367–392.
- John Flynn, Michael Broxton, Paul Debevec, Matthew DuVall, Graham Fyffe, Ryan Overbeck, Noah Snavely, and Richard Tucker. 2019. Deepview: View synthesis with learned gradient descent. In *Proceedings of the IEEE Conference on Computer Vision and Pattern Recognition*. 2367–2376.
- Yasutaka Furukawa and Jean Ponce. 2009. Accurate, dense, and robust multiview stereopsis. *IEEE transactions on pattern analysis and machine intelligence* 32, 8 (2009), 1362–1376.
- Stuart Geman and D McClure. 1985. Bayesian image analysis: An application to single photon emission tomography. *Amer. Statist. Assoc* (1985), 12–18.
- Google. 2020. JaxNeRF.
- Steven J Gortler, Radek Grzeszczuk, Richard Szeliski, and Michael F Cohen. 1996. The lumigraph. In *Proceedings of the 23rd annual conference on Computer graphics and interactive techniques*. 43–54.
- Xiaodong Gu, Zhiwen Fan, Siyu Zhu, Zuozhuo Dai, Feitong Tan, and Ping Tan. 2020. Cascade cost volume for high-resolution multi-view stereo and stereo matching. In *Proceedings of the IEEE/CVF Conference on Computer Vision and Pattern Recognition*. 2495–2504.
- Kaiwen Guo, Peter Lincoln, Philip Davidson, Jay Busch, Xueming Yu, Matt Whalen, Geoff Harvey, Sergio Orts-Escolano, Rohit Pandey, Jason Dourgarian, et al. 2019. The relightables: Volumetric performance capture of humans with realistic relighting. *ACM Transactions on Graphics (TOG)* 38, 6 (2019), 1–19.
- Zeng Huang, Tianye Li, Weikai Chen, Yajie Zhao, Jun Xing, Chloe LeGendre, Linjie Luo, Chongyang Ma, and Hao Li. 2018. Deep volumetric video from very sparse multi-view performance capture. In *Proceedings of the European Conference on Computer Vision (ECCV)*. 336–354.
- Nima Khademi Kalantari, Ting-Chun Wang, and Ravi Ramamoorthi. 2016. Learning-based view synthesis for light field cameras. *ACM Transactions on Graphics (TOG)* 35, 6 (2016), 1–10.
- Takeo Kanade, Peter Rander, and PJ Narayanan. 1997. Virtualized reality: Constructing virtual worlds from real scenes. *IEEE Multimedia* 4, 1 (1997), 34–47.
- Anton S Kaplanyan, Anton Sochenov, Thomas Leimkühler, Mikhail Okunev, Todd Goodall, and Gizem Rufo. 2019. DeepFovea: Neural reconstruction for foveated rendering and video compression using learned statistics of natural videos. *ACM Transactions on Graphics (TOG)* 38, 6 (2019), 1–13.
- Abhishek Kar, Christian Häne, and Jitendra Malik. 2017. Learning a multi-view stereo machine. In *Advances in neural information processing systems*. 365–376.
- Diederik P. Kingma and Jimmy Ba. 2015. Adam: A Method for Stochastic Optimization. In *3rd International Conference on Learning Representations, ICLR 2015, San Diego, CA, USA, May 7-9, 2015, Conference Track Proceedings*, Yoshua Bengio and Yann LeCun (Eds.). <http://arxiv.org/abs/1412.6980>
- Christoph Lassner and Michael Zollhöfer. 2020. Pulsar: Efficient Sphere-based Neural Rendering. *arXiv:2004.07484* (2020).
- Aldo Laurentini. 1994. The visual hull concept for silhouette-based image understanding. *IEEE Transactions on pattern analysis and machine intelligence* 16, 2 (1994), 150–162.
- Marc Levoy and Pat Hanrahan. 1996. Light field rendering. In *Proceedings of the 23rd annual conference on Computer graphics and interactive techniques*. 31–42.
- Hao Li, Linjie Luo, Daniel Vlasic, Pieter Peers, Jovan Popović, Mark Pauly, and Szymon Rusinkiewicz. 2012. Temporally coherent completion of dynamic shapes. *ACM Transactions on Graphics (TOG)* 31, 1 (2012), 1–11.
- Zhengqi Li, Simon Niklaus, Noah Snavely, and Oliver Wang. 2020a. Neural Scene Flow Fields for Space-Time View Synthesis of Dynamic Scenes. *arXiv preprint arXiv:2011.13084* (2020).
- Zhengqi Li, Wenqi Xian, Abe Davis, and Noah Snavely. 2020b. Crowdsampling the plenoptic function. In *European Conference on Computer Vision*. Springer, 178–196.
- David B Lindell, Julien NP Martel, and Gordon Wetzstein. 2020. AutoInt: Automatic Integration for Fast Neural Volume Rendering. *arXiv preprint arXiv:2012.01714* (2020).
- Lingjie Liu, Jiatao Gu, Kyaw Zaw Lin, Tat-Seng Chua, and Christian Theobalt. 2020. Neural sparse voxel fields. *arXiv preprint arXiv:2007.11571* (2020).
- Stephen Lombardi, Tomas Simon, Jason Saragih, Gabriel Schwartz, Andreas Lehrmann, and Yaser Sheikh. 2019. Neural Volumes: Learning Dynamic Renderable Volumes from Images. *ACM Trans. Graph.* 38, 4, Article 65 (July 2019), 14 pages.
- Ricardo Martin-Brualla, Noha Radwan, Mehdi SM Sajjadi, Jonathan T Barron, Alexey Dosovitskiy, and Daniel Duckworth. 2020. Nerf in the wild: Neural radiance fields for unconstrained photo collections. *arXiv preprint arXiv:2008.02268* (2020).
- Kshitij Marwah, Gordon Wetzstein, Yosuke Bando, and Ramesh Raskar. 2013. Compressive light field photography using overcomplete dictionaries and optimized projections. *ACM Transactions on Graphics (TOG)* 32, 4 (2013), 1–12.
- Abhimitra Meka, Christian Haene, Rohit Pandey, Michael Zollhöfer, Sean Fanello, Graham Fyffe, Adarsh Kowdle, Xueming Yu, Jay Busch, Jason Dourgarian, et al. 2019. Deep reflectance fields: high-quality facial reflectance field inference from color gradient illumination. *ACM Transactions on Graphics (TOG)* 38, 4 (2019), 1–12.
- Moustafa Meshry, Dan B Goldman, Sameh Khamis, Hugues Hoppe, Rohit Pandey, Noah Snavely, and Ricardo Martin-Brualla. 2019. Neural re-rendering in the wild. In *Proceedings of the IEEE Conference on Computer Vision and Pattern Recognition*. 6878–6887.
- Ben Mildenhall, Pratul P Srinivasan, Rodrigo Ortiz-Cayon, Nima Khademi Kalantari, Ravi Ramamoorthi, Ren Ng, and Abhishek Kar. 2019. Local light field fusion: Practical view synthesis with prescriptive sampling guidelines. *ACM Transactions on Graphics (TOG)* 38, 4 (2019), 1–14.
- Ben Mildenhall, Pratul P. Srinivasan, Matthew Tancik, Jonathan T. Barron, Ravi Ramamoorthi, and Ren Ng. 2020. NeRF: Representing Scenes as Neural Radiance Fields for View Synthesis. In *ECCV*.
- Thomas Müller, Brian McWilliams, Fabrice Rousselle, Markus Gross, and Jan Novák. 2019. Neural importance sampling. *ACM Transactions on Graphics (TOG)* 38, 5 (2019), 1–19.
- Richard A Newcombe, Shahram Izadi, Otmar Hilliges, David Molyneaux, David Kim, Andrew J Davison, Pushmeet Kohi, Jamie Shotton, Steve Hodges, and Andrew Fitzgibbon. 2011. KinectFusion: Real-time dense surface mapping and tracking. In *2011 10th IEEE International Symposium on Mixed and Augmented Reality*. IEEE, 127–136.
- Michael Niemeyer, Lars Mescheder, Michael Oechsle, and Andreas Geiger. 2020. Differentiable volumetric rendering: Learning implicit 3d representations without 3d supervision. In *Proceedings of the IEEE/CVF Conference on Computer Vision and Pattern Recognition*. 3504–3515.
- Jeong Joon Park, Peter Florence, Julian Straub, Richard Newcombe, and Steven Lovegrove. 2019. DeepSDF: Learning Continuous Signed Distance Functions for Shape Representation. In *IEEE Conf. Comput. Vis. Pattern Recog.*
- Keunhong Park, Utkarsh Sinha, Jonathan T Barron, Sofien Bouaziz, Dan B Goldman, Steven M Seitz, and Ricardo-Martin Brualla. 2020. Deformable Neural Radiance Fields. *arXiv preprint arXiv:2011.12948* (2020).
- Albert Pumarola, Enric Corona, Gerard Pons-Moll, and Francesc Moreno-Noguer. 2020. D-NeRF: Neural Radiance Fields for Dynamic Scenes. *arXiv preprint arXiv:2011.13961* (2020).
- Daniel Rebain, Wei Jiang, Soroosh Yazdani, Ke Li, Kwang Moo Yi, and Andrea Tagliasacchi. 2020. DeRF: Decomposed Radiance Fields. *arXiv preprint arXiv:2011.12490* (2020).
- Umme Sara, Morium Akter, and Mohammad Shorif Uddin. 2019. Image Quality Assessment through FSIM, SSIM, MSE and PSNR - A Comparative Study. *Journal of Computer and Communications* 7, 3 (2019), 8–18.
- Johannes Lutz Schönberger and Jan-Michael Frahm. 2016. Structure-from-Motion Revisited. In *Conference on Computer Vision and Pattern Recognition (CVPR)*.
- Johannes L Schönberger, Enliang Zheng, Jan-Michael Frahm, and Marc Pollefeys. 2016. Pixelwise view selection for unstructured multi-view stereo. In *European Conference on Computer Vision*. Springer, 501–518.
- Katja Schwarz, Yiyi Liao, Michael Niemeyer, and Andreas Geiger. 2020. Graf: Generative radiance fields for 3D-aware image synthesis. In *Advances in Neural Information Processing Systems (NeurIPS)*, Vol. 33.
- Meng-Li Shih, Shih-Yang Su, Johannes Kopf, and Jia-Bin Huang. 2020. 3D Photography using Context-aware Layered Depth Inpainting. In *Proceedings of the IEEE/CVF Conference on Computer Vision and Pattern Recognition*. 8028–8038.
- Vincent Sitzmann, Justus Thies, Felix Heide, Matthias Nießner, Gordon Wetzstein, and Michael Zollhofer. 2019. Deepvoxels: Learning persistent 3d feature embeddings. In *Proceedings of the IEEE Conference on Computer Vision and Pattern Recognition*. 2437–2446.
- Pratul P Srinivasan, Richard Tucker, Jonathan T Barron, Ravi Ramamoorthi, Ren Ng, and Noah Snavely. 2019. Pushing the boundaries of view extrapolation with multi-plane images. In *Proceedings of the IEEE Conference on Computer Vision and Pattern Recognition*. 175–184.
- Jonathan Starck and Adrian Hilton. 2007. Surface capture for performance-based animation. *IEEE computer graphics and applications* 27, 3 (2007), 21–31.
- Matthew Tancik, Ben Mildenhall, Terrance Wang, Divi Schmidt, Pratul P Srinivasan, Jonathan T Barron, and Ren Ng. 2020a. Learned Initializations for Optimizing

- Coordinate-Based Neural Representations. *arXiv preprint arXiv:2012.02189* (2020).
- Matthew Tancik, Pratul P Srinivasan, Ben Mildenhall, Sara Fridovich-Keil, Nithin Raghavan, Utkarsh Singhal, Ravi Ramamoorthi, Jonathan T Barron, and Ren Ng. 2020b. Fourier features let networks learn high frequency functions in low dimensional domains. *arXiv preprint arXiv:2006.10739* (2020).
- A. Tewari, O. Fried, J. Thies, V. Sitzmann, S. Lombardi, K. Sunkavalli, R. Martin-Brualla, T. Simon, J. Saragih, M. Nießner, R. Pandey, S. Fanello, G. Wetzstein, J.-Y. Zhu, C. Theobalt, M. Agrawala, E. Shechtman, D. B Goldman, and M. Zollhöfer. 2020. State of the Art on Neural Rendering. *Computer Graphics Forum (EG STAR 2020)* (2020).
- Edgar Tretschk, Ayush Tewari, Vladislav Golyanik, Michael Zollhöfer, Christoph Lassner, and Christian Theobalt. 2020. Non-Rigid Neural Radiance Fields: Reconstruction and Novel View Synthesis of a Deforming Scene from Monocular Video. *arXiv preprint arXiv:2012.12247* (2020).
- Alex Trevithick and Bo Yang. 2020. GRF: Learning a General Radiance Field for 3D Scene Representation and Rendering. <https://arxiv.org/abs/2010.04595> (2020).
- Paul Upchurch, Noah Snaveley, and Kavita Bala. 2016. From A to Z: supervised transfer of style and content using deep neural network generators. *arXiv preprint arXiv:1603.02003* (2016).
- Michael Waechter, Nils Moehrl, and Michael Goesele. 2014. Let there be color! Large-scale texturing of 3D reconstructions. In *European Conference on Computer vision*. Springer, 836–850.
- Zhou Wang, Alan C. Bovik, Hamid R. Sheikh, and Eero P. Simoncelli. 2004. Image quality assessment: from error visibility to structural similarity. *IEEE Transactions on Image Processing (TIP)* 13, 4 (2004), 600–612.
- T. Wiegand, G. Sullivan, Gisle Bjøntegaard, and A. Luthra. 2003. Overview of the H.264/AVC video coding standard. *IEEE Trans. Circuits Syst. Video Technol.* 13 (2003), 560–576.
- Olivia Wiles, Georgia Gkioxari, Richard Szeliski, and Justin Johnson. 2020. Synsin: End-to-end view synthesis from a single image. In *Proceedings of the IEEE/CVF Conference on Computer Vision and Pattern Recognition*. 7467–7477.
- Daniel N Wood, Daniel I Azuma, Ken Aldinger, Brian Curless, Tom Duchamp, David H Salesin, and Werner Stuetzle. 2000. Surface light fields for 3D photography. In *Proceedings of the 27th annual conference on Computer graphics and interactive techniques*. 287–296.
- Wenqi Xian, Jia-Bin Huang, Johannes Kopf, and Changil Kim. 2020. Space-time Neural Irradiance Fields for Free-Viewpoint Video. *arXiv preprint arXiv:2011.12950* (2020).
- Lei Xiao, Salah Nouri, Matt Chapman, Alexander Fix, Douglas Lanman, and Anton Kaplanyan. 2020. Neural supersampling for real-time rendering. *ACM Transactions on Graphics (TOG)* 39, 4 (2020), 142–1.
- Yao Yao, Zixin Luo, Shiwei Li, Tian Fang, and Long Quan. 2018. Mvsnet: Depth inference for unstructured multi-view stereo. In *Proceedings of the European Conference on Computer Vision (ECCV)*. 767–783.
- Lior Yariv, Yoni Kasten, Dror Moran, Meirav Galun, Matan Atzmon, Basri Ronen, and Yaron Lipman. 2020. Multiview neural surface reconstruction by disentangling geometry and appearance. *Advances in Neural Information Processing Systems 33* (2020).
- Jae Shin Yoon, Kihwan Kim, Orazio Gallo, Hyun Soo Park, and Jan Kautz. 2020. Novel View Synthesis of Dynamic Scenes with Globally Coherent Depths from a Monocular Camera. In *Proceedings of the IEEE/CVF Conference on Computer Vision and Pattern Recognition*. 5336–5345.
- Alex Yu, Vickie Ye, Matthew Tancik, and Angjoo Kanazawa. 2020. pixelNeRF: Neural Radiance Fields from One or Few Images. <https://arxiv.org/abs/2012.02190> (2020).
- Wentao Yuan, Zhaoyang Lv, Tanner Schmidt, and Steven Lovegrove. 2021. STaR: Self-supervised Tracking and Reconstruction of Rigid Objects in Motion with Neural Rendering. *arXiv preprint arXiv:2101.01602* (2021).
- Kai Zhang, Gernot Riegler, Noah Snaveley, and Vladlen Koltun. 2020. Nerf++: Analyzing and improving neural radiance fields. *arXiv preprint arXiv:2010.07492* (2020).
- Richard Zhang, Phillip Isola, Alexei A Efros, Eli Shechtman, and Oliver Wang. 2018. The unreasonable effectiveness of deep features as a perceptual metric. In *Proceedings of the IEEE conference on computer vision and pattern recognition*. 586–595.
- Tinghui Zhou, Richard Tucker, John Flynn, Graham Fyffe, and Noah Snaveley. 2018. Stereo magnification: Learning view synthesis using multiplane images. *arXiv preprint arXiv:1805.09817* (2018).
- C Lawrence Zitnick, Sing Bing Kang, Matthew Uyttendaele, Simon Winder, and Richard Szeliski. 2004. High-quality video view interpolation using a layered representation. *ACM transactions on graphics (TOG)* 23, 3 (2004), 600–608.