

Video Sentiment Analysis with Bimodal Information-augmented Multi-Head Attention

Ting Wu^a, Junjie Peng^{a,b,*}, Wenqiang Zhang^{c,d}, Huiran Zhang^a, Chuanshuai Ma^a, Yansong Huang^a

^a*School of Computer Engineering and Science, Shanghai University, Shanghai, China*

^b*Shanghai Institute for Advanced Communication and Data Science, Shanghai University, Shanghai, China*

^c*School of Computer Science and Technology, Fudan University, Shanghai, China*

^d*Academy for Engineering & Technology, Fudan University, Shanghai, China*

Abstract

Sentiment analysis is the basis of intelligent human-computer interaction. As one of the frontier research directions of artificial intelligence, it can help computers better identify human intentions and emotional states so that provide more personalized services. However, as human present sentiments by spoken words, gestures, facial expressions and others which involve variable forms of data including text, audio, video, etc., it poses many challenges to this study. Due to the limitations of unimodal sentiment analysis, recent research has focused on the sentiment analysis of videos containing time series data of multiple modalities. When analyzing videos with multimodal data, the key problem is how to fuse these heterogeneous data. In consideration that the contribution of each modality is different, current fusion methods tend to extract the important information of single modality prior to fusion, which ignores the consistency and complementarity of bimodal interaction and has influences on the final decision. To solve this problem, a video sentiment analysis method using multi-head attention with bimodal information augmented is proposed. Based on bimodal interaction, more important bimodal features are assigned larger weights. In this way, different feature representations are adaptively assigned

*Corresponding author

Email addresses: jjie.peng@shu.edu.cn (Junjie Peng), wqzhang@fudan.edu.cn (Wenqiang Zhang)

corresponding attention for effective multimodal fusion. Extensive experiments were conducted on both Chinese and English public datasets. The results show that our approach outperforms the existing methods and can give an insight into the contributions of bimodal interaction among three modalities.

Keywords: information fusion, multi-head attention, multimodality, sentiment analysis

1. Introduction

The rapid development of human society not only promotes the upgrading of science and technology, but also puts forward higher requirements for the intelligence of the current service industries. Since working hours, labor demand and service quality are three urgent problems that need to solve in this area, many automated robots such as intelligent customer service, intelligent shopping guide and intelligent escort robot are designed to help people do some works. Although the first two problems can be solved to a large extent by using these robots, there is still a lack of understanding of human intentions, resulting in poor service quality and low user satisfaction [8, 7]. It is therefore essential to understand human intentions for making reasonable replies and behaviors.

Sentiment analysis is one of the most important techniques for correctly understanding human intentions. In daily life, sentiments are expressed by words, sounds, facial emotion, etc. And these all are various modalities that provide rich information to help computer understand human's state of mind. Since more and more opinions are expressed via video, it has become an excellent resource for sentiment analysis which contains data with three kinds of modalities, i.e. text (T), audio (A) and video (V). Making full use of these heterogeneous data to analyze the dynamic changes of people emotions is crucial to construct a more robust sentiment analysis model [19].

As video-based sentiment analysis involves multimodal data, the major challenge is that how to fuse various modalities. In fact, different modalities reflect sentiment with varying intensity, and they sometimes possess related or inde-

pendent information. Therefore, in order to obtain more valuable sentimental features, these characteristics need to be fully considered. Most of the existing methods extract many internal informative features of single modality with attention mechanism. Though they achieve good results, they fail to consider the information between modalities, as there are inter-modal differences because of the interaction difference between modalities. In other words, one modality can provide additional information for the other modality, and the fusion features of any two contribute differently to the final sentiment decision. For instance, it can be inferred that the person is happy when he speaks loudly with a pleasant smile. But if the spoken content expresses dissatisfaction, combining the voice and text we can judge that the person may be angry. Therefore, it is essential to find a method to better weigh the information provided by the interaction of two-two modalities so that can make the computer accurately recognize human sentiment.

To solve the above problem, a video sentiment analysis method using multi-head attention with bimodal information augmented is proposed. On the basis of the inter-modal features, the model extracts the independent and consistent information of different interaction features so as to carry out effective fusion. Specifically, it obtains interaction information between modalities (i.e. audio and video (AV), audio and text (AT), video and text (VT)) by tensor fusion and enhances the bimodal interaction with an extended multi-head attention mechanism. After calculating bimodal attention in different feature subspaces, it performs fusion and sentiment prediction with the input which use the weighted bimodal features as supervision of the original inter-modal features. We evaluated the effectiveness and generalization of the proposed approach with extensive experiments on CH-SIMS [28] dataset, CMU-MOSI [29] dataset and IEMOCAP [2] dataset. The results show that our model outperforms the existing methods. Besides, we intuitively explain the principle of the multi-head attention method based on bimodal information-augmented, and give an insight into the contributions of bimodal interaction among three modalities.

The remainder of this paper is structured as follows: Section 2 reviews the

literature of video-based sentiment analysis; Section 3 describes the proposed method in detail; Section 4 reports the settings and results of the experiments; Section 5 concludes the paper.

2. Related Work

Video is temporal data mixed with multiple modalities, and there are two main challenges in processing multimodal data. One is intra-modal temporal information extraction, and the other is inter-modal interaction information extraction. For the former, the common methods are to use LSTM [6] or CNN [11] to obtain the timing information and context information [17, 30, 10]. For the latter, some fusion methods proposed can be divided into three categories. One is early fusion which concatenates different features as the input for the prediction model, the second is late fusion which combines the prediction results of different modalities through some ensemble methods, and the third is model-level fusion that combines the first two methods [13]. Some popular methods such as Tensor Fusion Network (TFN) [30], Memory Fusion Network (MFN) [31], Dynamic Fusion Network (DFN) [32] try to capture the interaction relations between modalities dynamically. Besides, in order to reduce the complexity of the model and the amount of calculation, a low-level tensor network based on TFN is put forward [14].

Attention based recurrent neural networks have been successfully applied to a wide range of tasks such as handwriting generation [5], machine translation [1], image caption generation [26] and speech recognition [3]. For example, Neumann et al. [16] proposed an attentive convolutional neural network (ACNN) that combines CNNs with attention. Xu et al. [27] proposed head fusion, a multi-head self-attention method. Tzirakis et al. [21] proposed an end-to-end multimodal model for affect recognition which performs hierarchical attention on the unimodal features and the paired outputs of the paired modalities respectively for maximizing the relevant information.

In order to extract the key information of each modality and measure the

importance of different modalities, researchers have proposed some methods based on attention mechanism. The early study is suggested by Poria et al. [18] which uses traditional attention mechanism to extract important unimodal features for multimodal fusion. Besides, some researchers use other modal information as an aid to enhance the performance of model to extract current modal features. Tsai et al. [20] proposed a cross-modal attention mechanism module which aims at solving the problem of modal alignment. Focusing on the interaction between multimodal sequences across time steps, this method has achieved cross-modal adaptation. Essentially speaking, it is a method of using the other two modalities as the attention of one modality to extract the intra-modal information. Huddar et al. [9] calculated the bimodal attention matrix representation separately, and concatenated them as a trimodal attention matrix to fuse the interaction information from different modalities so that obtained a better multimodal feature representation.

Due to the superior performance of multi-head attention mechanism in Natural Language Processing (NLP), it is used for multimodal fusion. Kim et al. replaced the attention module in [18] with the Scaled Dot-Product Attention to calculate the attention score of each modality, and used multi-head attention mechanism to learn features in multiple representation subspaces at different positions [12, 23]. Xi et al. [25] proposed a method based on multi-head attention mechanism, which uses self-attention mechanism to extract the intra-modal features and the multi-head mutual attention to analyze the correlation between different modalities. And it contains a total of 6 modules derived from the multi-head attention mechanism.

3. Method

In order to solve the problem that the difference of the interaction between multiple modalities makes the information contribution different when performing multimodal fusion, a video sentiment analysis model using Bimodal Information-augmented Multi-Head Attention (BIMHA) is put forward. In this

model, the text, audio and preprocessed image sequence contained in the video segment are taken as input. The unimodal features are extracted for performing inter-modal interaction, and the extended multi-head attention mechanism is used to perform bimodal interaction which calculates the bimodal attention weights at the same time. Then, all the interaction features are merged to make the final sentiment prediction.

The model consists of four layers. The first layer extracts emotional features within the single modality. The second layer extracts the inter-modal interaction information. Rather than follow the traditional method concatenating feature embeddings, inspired by [30], we adopted an approach based on tensor fusion, which calculates the second order Cartesian product from the embeddings of pairwise modalities to obtain the interaction information. After that, in order to adapt to the attention calculation module, the extracted unimodal features are inputted to two fully connected layers to uniformly convert the feature dimension to p . Different from the first fully connected layer which is private for each modality, the second fully connected layer is a shared layer to reduce parameters. The third layer extracts the bimodal interaction information. In this layer, the multi-head attention mechanism is applied to conduct bimodal interaction and calculate the bimodal attention to obtain the features assigned attention weights. Finally, the obtained interaction information and the original information are fed to the prediction layer to get the final sentiment label.

3.1. Unimodal Features Extraction

The videos in the dataset are split into small utterances. For each utterance, the unimodal features contain text features, audio features and video features (i.e. facial features). For text modality, pre-trained Chinese BERT [4] is employed to get the d_1 -dimensional sentence embedding. Since the length of the word sequence in the sentences of each utterance is different, padding and truncation are introduced to let the final length be L , where L is actually the sum of the average length of all word sequences corresponding to the utterances and λ times standard deviation of that. In detail, the short sentence is filled with

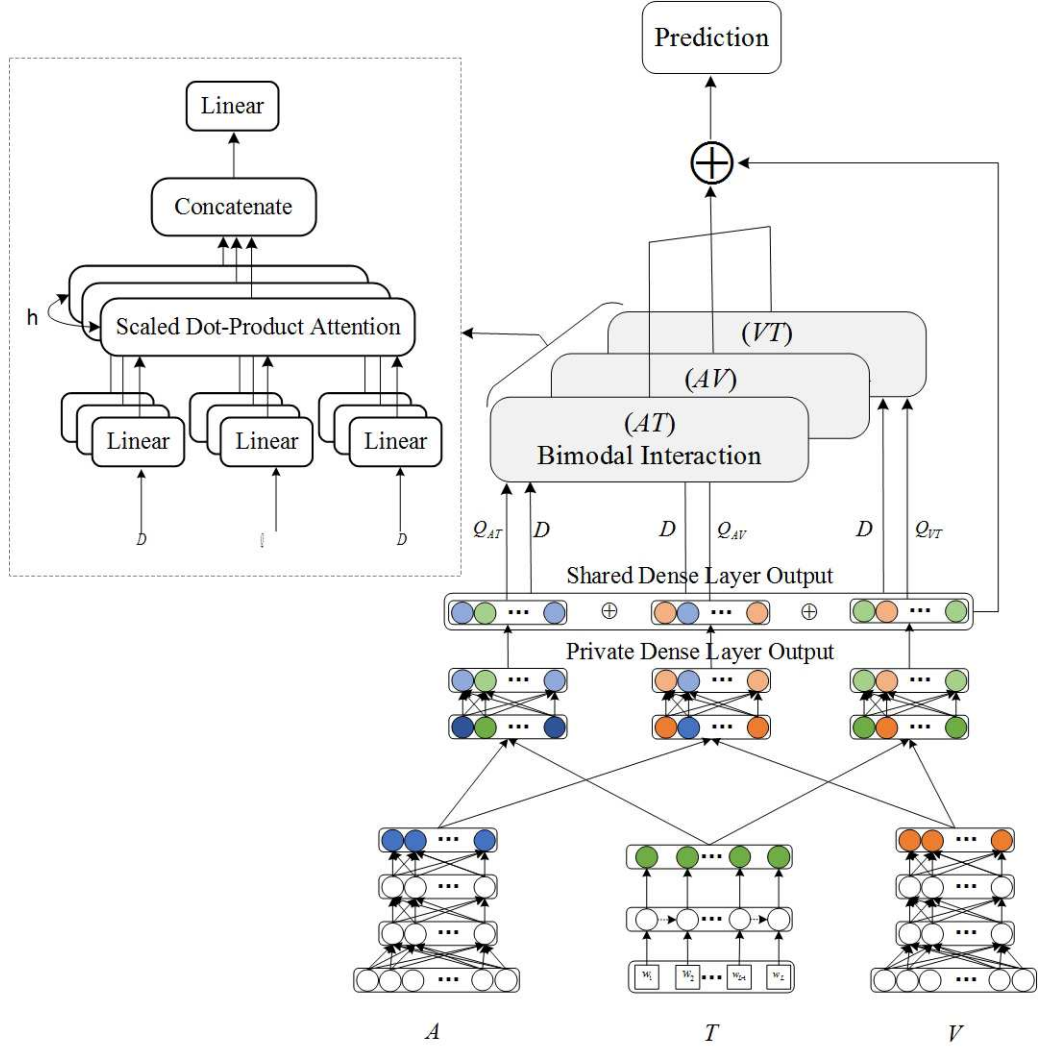


Figure 1: BIMHA model

the specific characters at the end. For the long sentence, the first L vectors are taken to constitute the sentence embedding. Then, the processed sentence embeddings are fed into the LSTM to obtain the text features $t_i \in \mathbb{R}^{k_1}$ with contextual relationships. For audio and video modalities, LibROSA [15] is used to extract d_2 -dimensional audio features including Zero Crossing Rate (ZCR), Mel-Frequency Cepstral Coefficients (MFCCs) and Constant-Q chromatogram (CQT). Ffmpeg¹ is used to frame the videos at a certain rate and MTCNN [33] is applied to extract the aligned faces. Then, d_3 -dimensional facial features are extracted by Multi Comp OpenFace2.0². Finally, audio features $a_i \in \mathbb{R}^{k_2}$ and video features $v_i \in \mathbb{R}^{k_3}$ are further extracted by three-layer deep neural networks.

3.2. Inter-modal Interaction Information

From section 3.1, the unimodal features of the whole dataset can be represented as $R_T = \{t_1, t_2, \dots, t_N\}$, $R_A = \{a_1, a_2, \dots, a_N\}$, $R_V = \{v_1, v_2, \dots, v_N\}$, where R_T , R_A and R_V denotes text features, audio features and video features respectively. The tensor fusion of any two modalities is the second order Cartesian product. As shown in equation (1), $R_{AV} \in \mathbb{R}^{k_2 \times k_3}$ represents the feature representation after the fusion of audio features and video features, $R_{AT} \in \mathbb{R}^{k_2 \times k_1}$ represents the feature representation after the fusion of audio features and text features, while $R_{VT} \in \mathbb{R}^{k_3 \times k_1}$ represents the feature representation after the fusion of video features and text features. In order to adapt to the calculation of the next layer, two fully connected layers with p units are used to convert the features to the same dimension. And the former layer (i.e. FC_{AV} , FC_{AT} , FC_{VT}) is private while the latter layer FC is shared. As shown in equations (2) and (3), the inter-modal interaction features are obtained which are represented as $\bar{H}_{AV} \in \mathbb{R}^p$, $\bar{H}_{AT} \in \mathbb{R}^p$, $\bar{H}_{VT} \in \mathbb{R}^p$.

$$R_{AV} = R_A \otimes R_V, R_{AT} = R_A \otimes R_T, R_{VT} = R_V \otimes R_T \quad (1)$$

¹<https://ffmpeg.org/ffmpeg.html>

²<https://github.com/TadasBaltrusaitis/OpenFace/wiki>

$$H_{AV} = FC_{AV}(R_{AV}), H_{AT} = FC_{AT}(R_{AT}), H_{VT} = FC_{VT}(R_{VT}) \quad (2)$$

$$\bar{H}_{AV} = FC(R_{AV}), \bar{H}_{AT} = FC(R_{AT}), \bar{H}_{VT} = FC(R_{VT}) \quad (3)$$

3.3. Bimodal Interaction Information

The essence of the attention function can be described as the mapping of a query (Q) to a series of key (X)-value (Y) pairs. In NLP, the common setting of the traditional attention mechanism is that the key and value are the same. Based on this, Multi-Head Attention mechanism (MHA) introduces scaled dot product and multi-head calculation which can capture relevant information in different feature subspaces. Considering the advantages, it is widely applied to many other NLP tasks. More specifically, in MHA, the Q , X and Y of each head are first processed by the linear transformation layers, as shown in equations (4), (5) and (6), where W_Q , W_X , W_Y are the linear parameter matrix of Q , X and Y . The scaled dot product attention is calculated as shown in equation (7), where q is the dimension of X , n is the number of heads. Finally, the attention scores of all heads are concatenated as the input of a linear transformation to obtain the value of multi-head attention, as shown in equation (8), W_O is also the linear parameter matrix.

$$X'^h = X \times W_X^h \quad (4)$$

$$Q'^h = Q \times W_Q^h \quad (5)$$

$$Y'^h = Y \times W_Y^h \quad (6)$$

$$Att^h = softmax(\frac{Q'^h \times (X'^h)^T}{\sqrt{q}}) \times Y'^h, h = 1, \dots, n \quad (7)$$

$$MultiHead(Q, X, Y) = Concat(Att^1, Att^2, \dots, Att^n) \times W_O \quad (8)$$

In order to carry out bimodal interaction as well as calculate bimodal contribution and capture relevant information from different representation subspaces, the inter-modal features extracted in 3.2 are concatenated as equation (9) demonstrates. It forms the multimodal features D which are used as the

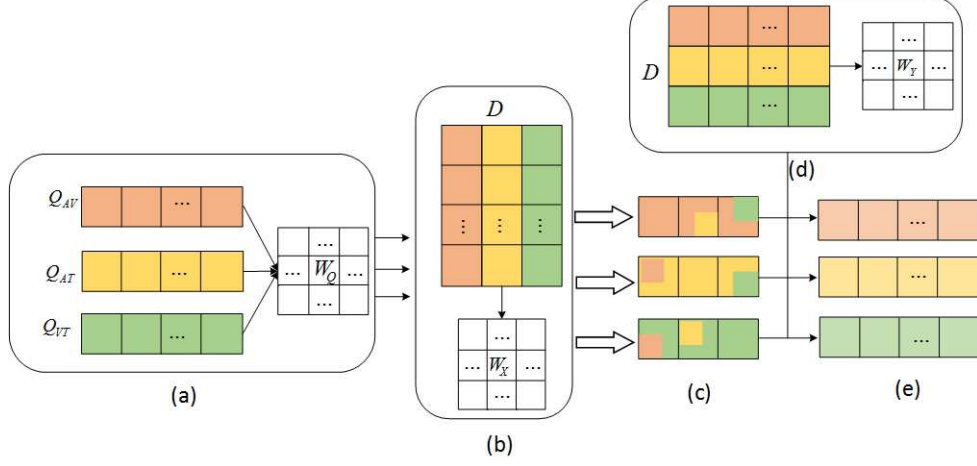


Figure 2: Bimodal interaction

input of X and Y , while \bar{H}_{AV} , \bar{H}_{AT} , \bar{H}_{VT} acts as Q respectively. The process of bimodal interaction is as Figure 2 shows. The corresponding features of Q_{AV} , Q_{AT} , Q_{VT} in Figure 2(a) and D in Figure 2(b), Figure 2(d) are obtained through linear transformation with weights W_Q , W_X , W_Y . Take the interaction between AV and other three in D (corresponding to Figure 2(b)) as an example, AV is connected separately with AV , AT and VT in D to get three sets of values, corresponding to the first row of Figure 2(c). Then these values normalized by the softmax function are used to calculate the attention of AV in D (corresponding to Figure 2(d)). The corresponding attention calculation formula is demonstrated in equation (10). The above descriptions are also appropriate for AT and VT , and equations (11) and (12) denote the calculation of attention of AT and VT . Figure 2(e) represents the obtained attentions of AV , AT and VT . It is worth noting that AV , AT , VT share parameters in the whole process to reduce the amount of parameters and memory consumption.

$$D = \text{Concat}(\bar{H}_{AV}, \bar{H}_{AT}, \bar{H}_{VT}) \in \mathbb{R}^{3 \times p} \quad (9)$$

$$\text{Att}_{AV}^h = \text{softmax}\left(\frac{(Q_{AV} \times W_Q^h) \times (D \times W_X^h)^T}{\sqrt{q}}\right) \times (D \times W_Y^h), h = 1, \dots, n \quad (10)$$

$$Att_{AT}^h = softmax(\frac{(Q_{AT} \times W_Q^h) \times (D \times W_X^h)^T}{\sqrt{q}}) \times (D \times W_Y^h), h = 1, \dots, n \quad (11)$$

$$Att_{VT}^h = softmax(\frac{(Q_{VT} \times W_Q^h) \times (D \times W_X^h)^T}{\sqrt{q}}) \times (D \times W_Y^h), h = 1, \dots, n \quad (12)$$

Finally, the AV , AT and VT attentions of each head are respectively concatenated and subjected to a linear layer transformation to obtain the bimodal feature representation with the attention assigned, as shown in equations (13), (14), (15), W_O is the weight parameter.

$$Att_{AV}(Q_{AV}, D, D) = Concat(Att_{AV}^1, Att_{AV}^2, \dots, Att_{AV}^n) \times W_O \quad (13)$$

$$Att_{AT}(Q_{AT}, D, D) = Concat(Att_{AT}^1, Att_{AT}^2, \dots, Att_{AT}^n) \times W_O \quad (14)$$

$$Att_{VT}(Q_{VT}, D, D) = Concat(Att_{VT}^1, Att_{VT}^2, \dots, Att_{VT}^n) \times W_O \quad (15)$$

3.4. Prediction

As shown in equation (16), the obtained bimodal interaction features Att_{AV} , Att_{AT} , Att_{VT} concatenated with the original features D are inputted to a three-layer DNN to generate the output. In the training, L1 loss is used for CH-SIMS dataset and MOSI dataset while cross entropy loss for IEMOCAP dataset.

$$final_input = Concat(Att_{AV}, Att_{AT}, Att_{VT}, D) \quad (16)$$

4. Experiments and Results Analysis

4.1. Datasets

CH-SIMS [28] contains 60 raw videos and 2281 refined video segments. The length of clips is no less than one second and no more than ten seconds. In this dataset, the training, validation and test set are in the proportion 6:2:2. That is, there are 1368 utterances in the training set, 456 utterances in the validation set and 457 utterances in the test set. Besides, each utterance is annotated with the sentiment in the range $[-1, 1]$, which corresponds to one of five categories, i.e., negative, weakly negative, neutral, weakly positive and positive.

CMU-MOSI[29] contains 93 opinion videos collected from YouTube movie reviews. Each video is split into short segments and the final dataset consists of 2199 short monologue video clips with manual sentiment annotation in the range [-3,3] which corresponds to the sentiment values ranging from highly negative to highly positive. Besides, there are 1283 utterances in the training set, 230 utterances in the validation set and 686 utterances in the test set.

IEMOCAP[2] contains dialogue videos from 10 actors, each video is divided into segments with fine-grained emotional annotations including happy, sad, angry, neutral, excited, fear, surprised, etc. In order to compare with other works, we only adopt the first four emotions as evaluation, and use the dataset provided in [14] to calculate the F1 score of each category.

4.2. Experimental Settings

In the training procedure, we used Adam optimizer with learning rate of 0.001 and performed early stopping by 20 epochs. Besides, in Section 3, the values of d_1, d_2, d_3 are 768, 33, 709; k_1, k_2, k_3 are 128, 16, 128; λ is 3; the padding character is 0; both p and q are 64 and n is equal to 8. The same as literature [4], we recorded the experimental results on CH-SIMS in two forms: multi-class classification and regression. For multi-class classification, we reported 2-class accuracy (Acc-2), 3-class accuracy (Acc-3), 5-class accuracy (Acc-5) and Weighted F1 score (F1). For regression, we reported Mean Absolute Error (MAE) and Pearson correlation (Corr). For MOSI dataset, the metrics are 7-class accuracy (Acc-7), Acc-2, F1, MAE and Corr. For IEMOCAP dataset, we just use F1. For all metrics mentioned, except for MAE, the higher value means better.

4.3. Comparisons of Different Models

EF-LSTM concatenates the original features of the three modalities and inputs them into the LSTM to capture the long-term dependencies between the modal sequences [24]. LF-DNN uses the DNN to learn unimodal features and then concatenates them as the input of the prediction layer [28]. MFN

stores the internal information of the modalities and the interaction information between the modalities through the gated memory unit, and adds dynamic fusion graphs to reflect effective emotional information [31]. TFN captures multimodal interaction information by creating a multi-dimensional tensor [30]. LMF uses modality-specific low-rank factors on the basis of TFN to reduce the complexity of the model [14]. MulT uses its cross-modal attention module to extract the key information inside each modality and then merges these features based on the Transformer model [20, 23]. Simple fusion methods based on bimodal features include Summation Fusion (SF) and Concatenation Fusion (CF). SF is the summation of multiple features, and CF is the concatenation of multiple features. The weighted methods containing Weighted Summation Fusion (WSF) and Weighted Concatenation Fusion (WCF) are to assign certain weights α , β , γ to the feature representations of AV , AT , VT . In this paper, α is 0.1, β is 0.5, γ is 0.4. We used the above methods to conduct experiments on CH-SIMS, and the experimental results are shown in Table 1.

From Table 1, we can see that EF-LSTM has the worst performance. The reason may be that it does not fully learn the interaction information between modalities. The SF, WSF, CF and WCF methods based on bimodal feature fusion are generally better than the first six methods. This is because the first two models are relatively simple and cannot learn deep information, while the remaining four are better on some public datasets but may be not suitable for the CH-SIMS dataset. Moreover, these methods do not completely consider the interaction between two-two modalities. Besides, these results also infer that bimodal information can improve the performances of the model. In addition, under the same experimental settings, the weighted methods are better than the simple fusion methods. This contrast is more prominent in the SF method. WSF is more than 4% higher than SF on the multi-classification task as well as the regression task, MAE reduces by about 2%, and Corr increases by 5%. This phenomenon demonstrates that the contributions of bimodal features are different. While the methods based on the fixed weight have many limitations and uncertain factors in different scenarios, the proposed method based

Table 1: The results on CH-SIMS dataset for multimodal sentiment analysis

Model	Acc-2	Acc-3	Acc-5	F1	MAE	Corr
EF-LSTM	69.37	54.27	21.23	81.91	59.0	2.55
LF-DNN	78.77	64.99	42.23	78.88	41.29	60.88
MFN	77.02	65.21	40.48	77.99	44.91	55.26
TFN	78.56	64.33	43.54	79.42	43.26	58.16
LMF	79.21	65.43	39.82	79.78	43.31	60.34
MulT	78.12	66.30	39.82	78.63	44.94	57.37
SF	80.53	61.93	37.42	80.78	43.93	59.03
WSF	80.74	66.96	41.79	81.71	41.65	64.33
Δ	$\uparrow 0.21$	$\uparrow 5.03$	$\uparrow 4.37$	$\uparrow 0.93$	$\downarrow 2.28$	$\uparrow 5.3$
CF	81.40	66.52	40.48	82.50	42.41	62.65
WCF	82.06	69.37	44.64	82.09	38.27	65.44
Δ	$\uparrow 0.66$	$\uparrow 2.85$	$\uparrow 4.16$	$\downarrow 0.41$	$\downarrow 4.14$	$\uparrow 2.79$
BIMHA	82.28	69.80	45.73	82.66	38.07	68.20

on multi-head attention is more flexible. It can adaptively assign corresponding attention to different interaction features so as to obtain more valuable information. As we can see, compared with the top ten methods, BIMHA has improved in all metrics. This proves that our method is effective and can fully obtain the bimodal interaction information.

4.4. Bimodal Information Enhancement

In order to evaluate the effect of bimodal information on model performance, all bimodal features were replaced with unimodal features (BIMHA-u) for experiments. The results are shown in Table 2. It can be seen that compared with using only unimodal features and attention the performance of BIMHA with bimodal interaction has been greatly improved. Especially on MAE and Corr, the values increase by more than 4%.

In addition, to illustrate intuitively how the model works, we use T-SNE [22] to visualize the distribution of unimodal feature representations and bimodal

Table 2: The results of experiments with unimodal features and bimodal features

Model	Acc-2	Acc-3	Acc-5	F1	MAE	Corr
BIMHA-u	80.53	66.3	42.01	81.34	42.47	63.56
BIMHA	82.28	69.80	45.73	82.66	38.07	68.20

feature representations with assigned attention in a two-dimensional coordinate system. The horizontal and vertical axes correspond to their position coordinates. As shown in Figure 3, Figure 3(a) shows the unimodal feature distribution, and Figure 3(b) shows the bimodal feature distribution with bimodal attention. From Figure 3(a), we can see that except for the compact and regular representation of the text features, the feature representations of audio and video are relatively scattered, and the interaction between them is relatively small. In Figure 3(b), the bimodal features represented by red and black are relatively close, indicating that the interaction between them is stronger and the emotional tendency is more consistent due to the effect of the text. This also explains why the weight of AT and VT are similar in the experimental settings of WSF and WCF in 4.3. However, the bimodal features represented by yellow are relatively independent. In fact, the features of AV include voice and face features which provide more rich information that can be used as supplementary information for the other two (AV , VT) at the same time. All in all, although the feature representations obtained from bimodal fusion with attention-given are different, the interaction between modalities has been strengthened, and the whole distribution is more compact and consistent than that of unimodal features. In other words, BIMHA can learn not only the consistent information but also the complementary information of bimodal interaction.

4.5. Bimodal Contribution

We took partial samples of the test set and visualized the corresponding bimodal attention on these samples. As shown in Figure 4, each column shows the attention score corresponding to AV , AT and VT of a sample. The color range from blue to red means an increasing of score. We can see that the importance

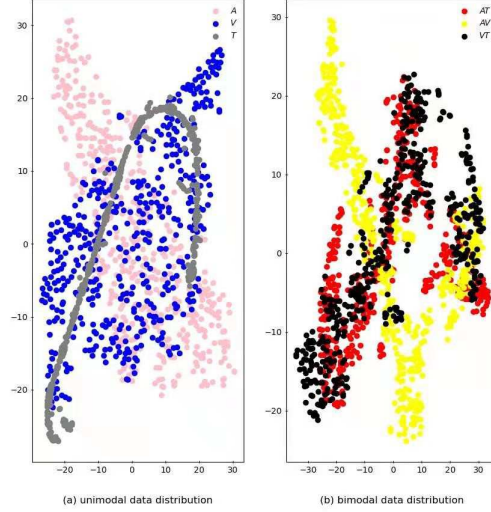


Figure 3: The distribution of unimodal features and bimodal features

of AV , AT and VT on both each sample and the whole dataset are different. In this case, the overall trend is that the bimodal features combining audio and video have more influences on the final sentiment decision. In other words, the greater contribution of certain two modalities to the model is considered as a whole, but there is still a difference for each sample. Therefore, when performing sentiment analysis, we should consider the degree of information contribution after the fusion of various modalities.

4.6. The Generalization of Model

To verify the generalization of the proposed model, we conducted experiments on the MOSI and IEMOCAP English datasets. The results are shown in Table 3 and Table 4. The ones with superscript 1 represent the results of the original paper, and those with superscript 2 represent the results reproduced in this paper. From Table 3, we can see that except for MulT, BIMHA has a significant improvement in all metrics compared with other methods. This is because BIMHA has learned more bimodal interaction information and focused

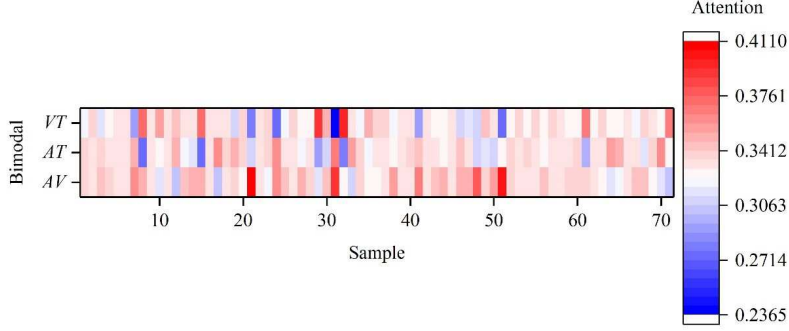


Figure 4: Bimodal attention on each sample of the partial test set

on the features of high contribution. While MulT is based on the Transformer model and can learn more features in the representation stage, so it can achieve good results, but it is also very complicated and requires a lot of time and memory to train. Our model is a shallow model, and through parameter sharing, the amount of parameters and memory consumption are reduced. In addition, we can see that our method has obvious advantages in multi-classification task, which is an increase of 6% compared with LMF and 2% compared with MulT^[2].

In Table 4, the F1 values of BIMHA, MFN, TFN and LMF on the four emotions of Neutral, Angry, Sad and Happy are compared. Due to the dimensionality of the dataset, we did not reproduce the MFN but directly referred to the results provided by the original paper, and also did not compare with MulT. From the results in the table, we can see that keeping the parameters consistent with the original experiment, in our experimental environment, the performance of TFN^[2] is better than that of TFN^[1] and LMF^[2], although it may have the

Table 3: The experimental results on MOSI

Model	Acc-7	Acc-2	F1	MAE	Corr
MFN	30.03	75.46	75.38	1.0503	0.5903
TFN	30.17	73.32	73.2	1.06	0.5549
LMF	29.74	76.52	76.38	1.0581	0.6072
MuT ^[1]	39.1	81.1	81.0	0.889	0.686
MuT ^[2]	33.09	79.27	79.25	0.9475	0.678
BIMHA	36.15	76.68	76.6	0.9694	0.644

Table 4: The experimental results on IEMOCAP

Model	F1-Happy	F1-Sad	F1-Angry	F1-Neutral
MFN	84.0	82.1	83.7	69.2
TFN ^[1]	83.6	82.8	84.2	65.4
TFN ^[2]	85.32	83.64	84.44	70.50
LMF ^[1]	85.8	85.9	89.0	71.7
LMF ^[2]	84.25	86.16	81.25	63.43
BIMHA	85.78	85.54	87.42	70.69

problem of high-dimensionality calculation. In addition to the better result of sad emotion classification, the reproductive results of LMF are far from the original results of LMF^[1]. In addition, the performance of the BIMHA model proposed in this paper is not as good as LMF^[1] on the classification of angry emotion, but has not much difference on other emotion classifications. Besides, the overall performance of BIMHA is better than TFN and MFN. This verifies that the bimodal information assigned certain attention can indeed enhance the performance of the model.

5. Conclusion

Considering that the difference of the interaction between multiple modalities makes the information contribution different when performing multimodal

fusion, this paper proposes a sentiment analysis method based on bimodal information-augmented multi-head attention. Following this method, the independent and consistent information of bimodal features obtained through performing bimodal interaction and calculating bimodal attention can benefit the subsequent information fusion. We have evaluated our approach on CH-SIMS, MOSI and IEMOCAP datasets, and given some visual explanations on the principal of the model and the bimodal contribution. The results show that the model proposed is better than the existing models.

In the future, we will use more relevant fusion methods to conduct experiments on the CH-SIMS dataset so as to provide more benchmark experiments for Chinese-based multimodal sentiment analysis. In addition, we will try to increase the depth of the model to better apply it to datasets in other languages.

Acknowledgment

The authors would like to thank the funding from the Open Project Program of Shanghai Key Laboratory of Data Science (No. 2020090600004) and the resources and technical support from the High performance computing Center of Shanghai University, and Shanghai Engineering Research Center of Intelligent Computing System (No. 19DZ2252600).

References

- [1] Dzmitry Bahdanau, Kyunghyun Cho, and Yoshua Bengio. Neural machine translation by jointly learning to align and translate. In Yoshua Bengio and Yann LeCun, editors, *3rd International Conference on Learning Representations, ICLR 2015, San Diego, CA, USA, May 7-9, 2015, Conference Track Proceedings*, 2015.
- [2] Carlos Busso, Murtaza Bulut, Chi-Chun Lee, Abe Kazemzadeh, Emily Mower, Samuel Kim, Jeannette N. Chang, Sungbok Lee, and Shrikanth S. Narayanan. IEMOCAP: interactive emotional dyadic motion capture

- database. *Lang. Resour. Evaluation*, 42(4):335–359, 2008. doi: 10.1007/s10579-008-9076-6.
- [3] Jan Chorowski, Dzmitry Bahdanau, Dmitriy Serdyuk, Kyunghyun Cho, and Yoshua Bengio. Attention-based models for speech recognition. In Corinna Cortes, Neil D. Lawrence, Daniel D. Lee, Masashi Sugiyama, and Roman Garnett, editors, *Advances in Neural Information Processing Systems 28: Annual Conference on Neural Information Processing Systems 2015, December 7-12, 2015, Montreal, Quebec, Canada*, pages 577–585, 2015.
- [4] Jacob Devlin, Ming-Wei Chang, Kenton Lee, and Kristina Toutanova. BERT: pre-training of deep bidirectional transformers for language understanding. In Jill Burstein, Christy Doran, and Thamar Solorio, editors, *Proceedings of the 2019 Conference of the North American Chapter of the Association for Computational Linguistics: Human Language Technologies, NAACL-HLT 2019, Minneapolis, MN, USA, June 2-7, 2019, Volume 1 (Long and Short Papers)*, pages 4171–4186. Association for Computational Linguistics, 2019. doi: 10.18653/v1/n19-1423.
- [5] Alex Graves. Generating sequences with recurrent neural networks. *CoRR*, abs/1308.0850, 2013. URL <http://arxiv.org/abs/1308.0850>.
- [6] Sepp Hochreiter and Jürgen Schmidhuber. Long short-term memory. *Neural Comput.*, 9(8):1735–1780, 1997. doi: 10.1162/neco.1997.9.8.1735.
- [7] Jingxiang Hu, Junjie Peng, Wenqiang Zhang, Lizhe Qi, and Huanxiang Zhang. *Intention Multiple-Representation Model for Logistics Intelligent Customer Service*. 2020.
- [8] Jingxiang Hu, Junjie Peng, Wenqiang Zhang, Lizhe Qi, and Huanxiang Zhang. An intention multiple-representation model with expanded information. *Computer Speech & Language*, 68:101196, 2021.

- [9] Mahesh G. Huddar, Sanjeev S. Sannakki, and Vijay S. Rajpurohit. Multi-level context extraction and attention-based contextual inter-modal fusion for multimodal sentiment analysis and emotion classification. *Int. J. Multimed. Inf. Retr.*, 9(2):103–112, 2020. doi: 10.1007/s13735-019-00185-8.
- [10] Mahesh G. Huddar, Sanjeev S. Sannakki, and Vijay S. Rajpurohit. Multi-level feature optimization and multimodal contextual fusion for sentiment analysis and emotion classification. *Comput. Intell.*, 36(2):861–881, 2020. doi: 10.1111/coin.12274.
- [11] Andrej Karpathy, George Toderici, Sanketh Shetty, Thomas Leung, Rahul Sukthankar, and Fei-Fei Li. Large-scale video classification with convolutional neural networks. In *2014 IEEE Conference on Computer Vision and Pattern Recognition, CVPR 2014, Columbus, OH, USA, June 23-28, 2014*, pages 1725–1732. IEEE Computer Society, 2014. doi: 10.1109/CVPR.2014.223.
- [12] Taeyong Kim and Bowon Lee. Multi-attention multimodal sentiment analysis. In *Proceedings of the 2020 on International Conference on Multimedia Retrieval, ICMR 2020, Dublin, Ireland, June 8-11, 2020*, pages 436–441. ACM, 2020. doi: 10.1145/3372278.3390698.
- [13] Ruichen Li, Jinming Zhao, Jingwen Hu, Shuai Guo, and Qin Jin. Multi-modal fusion for video sentiment analysis. In *MuSe’20: Proceedings of the 1st International on Multimodal Sentiment Analysis in Real-life Media Challenge and Workshop, Seattle, WA, USA, October 16, 2020*, pages 19–25. ACM, 2020. doi: 10.1145/3423327.3423671.
- [14] Zhun Liu, Ying Shen, Varun Bharadhwaj Lakshminarasimhan, Paul Pu Liang, Amir Zadeh, and Louis-Philippe Morency. Efficient low-rank multimodal fusion with modality-specific factors. In Iryna Gurevych and Yusuke Miyao, editors, *Proceedings of the 56th Annual Meeting of the Association for Computational Linguistics, ACL 2018, Melbourne, Australia, July 15-*

- 20, 2018, *Volume 1: Long Papers*, pages 2247–2256. Association for Computational Linguistics, 2018. doi: 10.18653/v1/P18-1209.
- [15] Brian Mcfee, Colin Raffel, Dawen Liang, Daniel Ellis, and Oriol Nieto. librosa: Audio and music signal analysis in python. In *Python in Science Conference*, 2015.
 - [16] Michael Neumann and Ngoc Thang Vu. Attentive convolutional neural network based speech emotion recognition: A study on the impact of input features, signal length, and acted speech. In Francisco Lacerda, editor, *Interspeech 2017, 18th Annual Conference of the International Speech Communication Association, Stockholm, Sweden, August 20-24, 2017*, pages 1263–1267. ISCA, 2017.
 - [17] Soujanya Poria, Iti Chaturvedi, Erik Cambria, and Amir Hussain. Convolutional MKL based multimodal emotion recognition and sentiment analysis. In Francesco Bonchi, Josep Domingo-Ferrer, Ricardo Baeza-Yates, Zhi-Hua Zhou, and Xindong Wu, editors, *IEEE 16th International Conference on Data Mining, ICDM 2016, December 12-15, 2016, Barcelona, Spain*, pages 439–448. IEEE Computer Society, 2016. doi: 10.1109/ICDM.2016.0055.
 - [18] Soujanya Poria, Erik Cambria, Devamanyu Hazarika, Navonil Majumder, Amir Zadeh, and Louis-Philippe Morency. Multi-level multiple attentions for contextual multimodal sentiment analysis. In Vijay Raghavan, Srinivas Aluru, George Karypis, Lucio Miele, and Xindong Wu, editors, *2017 IEEE International Conference on Data Mining, ICDM 2017, New Orleans, LA, USA, November 18-21, 2017*, pages 1033–1038. IEEE Computer Society, 2017. doi: 10.1109/ICDM.2017.134.
 - [19] Soujanya Poria, Haiyun Peng, Amir Hussain, Newton Howard, and Erik Cambria. Ensemble application of convolutional neural networks and multiple kernel learning for multimodal sentiment analysis. *Neurocomputing*, 261:217–230, 2017. doi: 10.1016/j.neucom.2016.09.117.

- [20] Yao-Hung Hubert Tsai, Shaojie Bai, Paul Pu Liang, J. Zico Kolter, Louis-Philippe Morency, and Ruslan Salakhutdinov. Multimodal transformer for unaligned multimodal language sequences. In Anna Korhonen, David R. Traum, and Lluís Màrquez, editors, *Proceedings of the 57th Conference of the Association for Computational Linguistics, ACL 2019, Florence, Italy, July 28- August 2, 2019, Volume 1: Long Papers*, pages 6558–6569. Association for Computational Linguistics, 2019. doi: 10.18653/v1/p19-1656.
- [21] Panagiotis Tzirakis, Jiaxin Chen, Stefanos Zafeiriou, and Björn W. Schuller. End-to-end multimodal affect recognition in real-world environments. *Inf. Fusion*, 68:46–53, 2021. doi: 10.1016/j.inffus.2020.10.011.
- [22] Laurens Van der Maaten and Geoffrey Hinton. Visualizing data using t-sne. *Journal of machine learning research*, 9(11), 2008.
- [23] Ashish Vaswani, Noam Shazeer, Niki Parmar, Jakob Uszkoreit, Llion Jones, Aidan N. Gomez, Lukasz Kaiser, and Illia Polosukhin. Attention is all you need. In Isabelle Guyon, Ulrike von Luxburg, Samy Bengio, Hanna M. Wallach, Rob Fergus, S. V. N. Vishwanathan, and Roman Garnett, editors, *Advances in Neural Information Processing Systems 30: Annual Conference on Neural Information Processing Systems 2017, December 4-9, 2017, Long Beach, CA, USA*, pages 5998–6008, 2017.
- [24] Jennifer Williams, Steven Kleinegesse, Ramona Comanescu, and Oana Radu. Recognizing emotions in video using multimodal dnn feature fusion. In *Proceedings of Grand Challenge and Workshop on Human Multimodal Language (Challenge-HML)*, pages 11–19, 2018.
- [25] Chen Xi, Guanming Lu, and Jingjie Yan. Multimodal sentiment analysis based on multi-head attention mechanism. In *ICMLSC 2020: The 4th International Conference on Machine Learning and Soft Computing, Haiphong City, Viet Nam, January 17-19, 2020*, pages 34–39. ACM, 2020. doi: 10.1145/3380688.3380693.

- [26] Kelvin Xu, Jimmy Ba, Ryan Kiros, Kyunghyun Cho, Aaron C. Courville, Ruslan Salakhutdinov, Richard S. Zemel, and Yoshua Bengio. Show, attend and tell: Neural image caption generation with visual attention. In Francis R. Bach and David M. Blei, editors, *Proceedings of the 32nd International Conference on Machine Learning, ICML 2015, Lille, France, 6-11 July 2015*, volume 37 of *JMLR Workshop and Conference Proceedings*, pages 2048–2057. JMLR.org, 2015.
- [27] Mingke Xu, Fan Zhang, and Samee U. Khan. Improve accuracy of speech emotion recognition with attention head fusion. In *10th Annual Computing and Communication Workshop and Conference, CCWC 2020, Las Vegas, NV, USA, January 6-8, 2020*, pages 1058–1064. IEEE, 2020. doi: 10.1109/CCWC47524.2020.9031207.
- [28] Wenmeng Yu, Hua Xu, Fanyang Meng, Yilin Zhu, Yixiao Ma, Jiele Wu, Jiyun Zou, and Kaicheng Yang. CH-SIMS: A chinese multimodal sentiment analysis dataset with fine-grained annotation of modality. In Dan Jurafsky, Joyce Chai, Natalie Schluter, and Joel R. Tetreault, editors, *Proceedings of the 58th Annual Meeting of the Association for Computational Linguistics, ACL 2020, Online, July 5-10, 2020*, pages 3718–3727. Association for Computational Linguistics, 2020. doi: 10.18653/v1/2020.acl-main.343.
- [29] Amir Zadeh, Rowan Zellers, Eli Pincus, and Louis-Philippe Morency. MOSI: multimodal corpus of sentiment intensity and subjectivity analysis in online opinion videos. *CoRR*, abs/1606.06259, 2016.
- [30] Amir Zadeh, Minghai Chen, Soujanya Poria, Erik Cambria, and Louis-Philippe Morency. Tensor fusion network for multimodal sentiment analysis. In Martha Palmer, Rebecca Hwa, and Sebastian Riedel, editors, *Proceedings of the 2017 Conference on Empirical Methods in Natural Language Processing, EMNLP 2017, Copenhagen, Denmark, September 9-11, 2017*, pages 1103–1114. Association for Computational Linguistics, 2017. doi: 10.18653/v1/d17-1115.

- [31] Amir Zadeh, Paul Pu Liang, Navonil Mazumder, Soujanya Poria, Erik Cambria, and Louis-Philippe Morency. Memory fusion network for multi-view sequential learning. In Sheila A. McIlraith and Kilian Q. Weinberger, editors, *Proceedings of the Thirty-Second AAAI Conference on Artificial Intelligence, (AAAI-18), the 30th innovative Applications of Artificial Intelligence (IAAI-18), and the 8th AAAI Symposium on Educational Advances in Artificial Intelligence (EAAI-18), New Orleans, Louisiana, USA, February 2-7, 2018*, pages 5634–5641. AAAI Press, 2018.
- [32] Amir Zadeh, Paul Pu Liang, Soujanya Poria, Erik Cambria, and Louis-Philippe Morency. Multimodal language analysis in the wild: CMU-MOSEI dataset and interpretable dynamic fusion graph. In Iryna Gurevych and Yusuke Miyao, editors, *Proceedings of the 56th Annual Meeting of the Association for Computational Linguistics, ACL 2018, Melbourne, Australia, July 15-20, 2018, Volume 1: Long Papers*, pages 2236–2246. Association for Computational Linguistics, 2018. doi: 10.18653/v1/P18-1208.
- [33] Kaipeng Zhang, Zhanpeng Zhang, Zhifeng Li, and Yu Qiao. Joint face detection and alignment using multitask cascaded convolutional networks. *IEEE Signal Processing Letters*, 23(10):1499–1503, 2016.