

Modulational instability in optical fibers with randomly-kicked normal dispersion

G. Dujardin,¹ A. Armaroli,² S. Rota Nodari,³ A. Mussot,²
A. Kudlinski,² S. Trillo,⁴ M. Conforti,^{2,*} and S. De Bièvre^{1,†}

¹Univ. Lille, CNRS UMR 8524 - Laboratoire Paul Painlevé, Inria, F-59000 Lille, France

²Univ. Lille, CNRS, UMR 8523-PhLAM-Physique des Lasers Atomes et Molécules, F-59000 Lille, France

³Institut de Mathématiques de Bourgogne (IMB), CNRS, UMR 5584,
Université Bourgogne Franche Comté, F-21000 Dijon, France

⁴Department of Engineering, University of Ferrara, I-44122 Ferrara, Italy

We study modulational instability (MI) in optical fibers with random group velocity dispersion (GVD) generated by sharply localized perturbations of a normal GVD fiber that are either randomly or periodically placed along the fiber and that have random strength. This perturbation leads to the appearance of low frequency MI side lobes that grow with the strength of the perturbations, whereas they are faded by randomness in their position. If the random perturbations exhibit a finite average value, they can be compared with periodically perturbed fibers, where Arnold tongues appear. In that case, increased randomness in the strengths of the variations tends to affect the Arnold tongues less than increased randomness in their positions.

I. INTRODUCTION

The combined effect of nonlinearity and group velocity dispersion (GVD) may lead to the destabilization of the stationary states (plane or continuous waves) of a given physical system. This phenomenon, known under the name of modulational instability (MI), consists in the exponential growth of small harmonic perturbations of a continuous wave [1]. MI has been pioneered in the 60s in the context of fluid mechanics [2, 3], electromagnetic waves [4] as well as in plasmas [5], and it has been observed in nonlinear fiber optics in the 80s [6]. In uniform fibers, MI arises for anomalous (negative) GVD, but it may also appear for normal GVD if polarization [7], higher order modes [8] or higher order dispersion are considered [9]. A different kind of MI related to a parametric resonance mechanism emerges when the dispersion or the nonlinearity of the fiber are periodically modulated [10–13]. Many studies were published to address generalizations to high-order dispersion [14, 15], birefringence [16], fiber cavities [17–23], and the nonlinear stage of MI [24].

The effect of a random variation of GVD on MI has been studied extensively [25–29] for the particular case where the GVD is perturbed by a Gaussian white noise, which is explicitly solvable. Under these conditions a deformation of the conventional MI gain profile due to the random perturbation was found when the unperturbed fiber has an anomalous dispersion. In the case of normal dispersion, the generation of MI sidebands as the result of the random perturbation was reported as well. White noise however, which implies arbitrarily high variations of GVD on arbitrarily small scales, constitutes an idealization that does not always provide a relevant modeling of the randomness that may occur in physical GVD

fibers [30]. An attempt to consider a GVD perturbed by a Gaussian noise with a finite correlation length was reported in [31], but the analysis was not conclusive, and the problem was solved with numerical simulations only [32].

The question then arises for which type of random GVD processes MI occurs and how the characteristics of such instabilities depend on the statistical properties of the process. In such generality, the question seems however out of reach and it is consequently of interest to study the problem in a class of random fibers that is both experimentally accessible and theoretically tractable. Our focus here will therefore be on homogeneous fibers with a normal GVD perturbed by a set of random “kicks”. More specifically, the fibers we consider, described in more detail in Section II, have a GVD given by

$$\beta_2(z) = \beta_{2,\text{ref}} + \Delta\beta_2 \sum_{n \in \mathbb{Z}} \lambda_n \delta\left(\frac{z - Z_n}{Z_{\text{ref}}}\right). \quad (1)$$

In our previous work [33], we investigated such fibers with a periodic modulation of the fiber dispersion induced by a Dirac comb, in which the $Z_n = nZ_{\text{ref}}$ are periodically placed along the fiber and the strengths λ_n of the delta functions are all equal. Such GVD was shown to be well approximated in experiments by a periodic series of short gaussian-like pulses. In this work, the Z_n are chosen to be random points along the fiber, and the λ_n are independent and identically distributed centered random variables and Z_{ref} is a reference length. We will limit our analysis to perturbations of fibers with a normal GVD because in that case the unperturbed fibers show no MI, and consequently any MI observed in the randomly perturbed fibers is entirely due to the randomness.

The perturbations of the GVD considered in Eq. (1) result in a non-autonomous nonlinear Schrödinger equation (NLSE) (see Eq. (2)) determining the evolution of the wave profile as a function of the longitudinal coordinate z along the fiber in which the perturbation can

* matteo.conforti@univ-lille.fr

† stephan.de-bievre@univ-lille.fr

be interpreted as a succession of “kicks” taking place at points $z = Z_n$. These systems therefore bear an analogy to the paradigmatic problem of the kicked rotor in classical and quantum mechanics [34–36], which is why refer to them as randomly GVD kicked fibers.

We will show that MI occurs in such fibers through a mechanism that is familiar from Anderson localization theory [37, 38]. The MI gain can indeed be computed in terms of a random product of transfer matrices in the same way as the localization length of the stationary eigenfunctions of the random Schrödinger operator in the Anderson model. We are then able to analyze how the properties of this gain depend on the features of the random process $\beta_2(z)$ and on the frequency of the harmonic perturbation of the continuous wave.

The rest of the paper is organized as follows. In Section II we precisely describe the randomly kicked fibers under study, then we derive a general expression for the mean MI gain in Section III. In Section IV, we develop a perturbative estimation of the mean MI gain in the case where the random perturbations of the GVD vanish on average ($\overline{\lambda_n} = 0$) and compare it to numerical results. We establish in this manner the existence of MI at low frequencies of which we characterize the properties. We finally compare the MI gain with the gain computed from the solution of the nonlinear Schrödinger equation and observe a good correspondence. In Section VI we consider MI in a randomly kicked homogeneous fiber of normal GVD in which the random perturbation does not vanish on average ($\overline{\lambda_n} \neq 0$). The situation is very different since, depending on the nature of the point process Z_n determining the positions of the kicks along the fiber, there may or there may not be a remnant of Arnold tongues, a signature of MI in periodic fibers. In Section V we show how GVD kicked fibers can approximate fibers with a white noise GVD. Conclusions are drawn in Section VII.

II. MODULATIONAL INSTABILITY IN RANDOMLY KICKED FIBERS

We consider the NLSE

$$i\partial_z u - \frac{1}{2}\beta_2(z)\partial_t^2 u + \gamma|u|^2 u = 0, \quad (2)$$

where $\gamma > 0$ is the fiber nonlinear coefficient, and $\beta_2(z)$ its GVD. We are interested in the modulational (in)stability of the stationary solution $u_0(z) = \sqrt{P}\exp(iP\gamma z)$ of Eq. (2). We consider a perturbation of $u_0(z)$ in the form $u(z, t) = [v(z, t) + 1]u_0(z)$, where the perturbation $v(z, t)$ satisfies $|v| \ll 1$. Writing $v = q + ip$, with q and p real functions, inserting this expression into Eq. (2), and retaining only the linear terms, we obtain a linear system for q and p . Writing $x(z, t) = (q(z, t), p(z, t))$ and $\hat{x}(z, \omega) = \frac{1}{\sqrt{2\pi}} \int x(z, t)e^{-i\omega t} dt$ one

finds

$$\partial_z \hat{x}(z, \omega) = \begin{pmatrix} 0 & -\frac{\beta_2(z)}{2}\omega^2 \\ \frac{\beta_2(z)}{2}\omega^2 + 2\gamma P & 0 \end{pmatrix} \hat{x}(z, \omega). \quad (3)$$

Note that this is, for each ω , a non-autonomous linear Hamiltonian dynamical system in a two-dimensional phase plane with canonical coordinates (\hat{q}, \hat{p}) . We wish to study the (in)stability of its fixed point at the origin $\hat{q} = 0 = \hat{p}$, as a function of the frequency ω and of the properties of $\beta_2(z)$. Since for general $\beta_2(z)$, its explicit solution cannot be computed analytically, this is not straightforward. We will concentrate on random fiber profiles, as detailed below.

Note that if $\gamma = 0$, Eq. (3) is reminiscent of a harmonic oscillator with random frequency $k = \frac{\beta_2(z)}{2}\omega^2$ (also called multiplicative noise) for which a vast literature exists [30, 39–43]. The focus of the present work is to study a “generalised” random oscillator including the term $2\gamma P$ which accounts for the nonlinear effects, where the random frequency is modeled by the non-stationary stochastic processes described by Eq. (1). The study of stationary colored noise, where classic perturbative techniques apply [30], will be the subject of a future work [44].

The modulational instability of the fiber is expressed in terms of the sample MI gain $G(\omega)$, defined as follows:

$$G(\omega) = \lim_{z \rightarrow +\infty} \frac{1}{z} \ln \|\hat{x}(z, \omega)\|, \quad (4)$$

where $\|\cdot\|$ designates the euclidean norm. Here sample stands for a single realization of the random perturbation. When $G(\omega) > 0$, this indicates $\|\hat{x}(z, \omega)\| \simeq \exp(G(\omega)z)$, meaning that the stationary solution is unstable for perturbations with frequency ω . One is interested in establishing for which ω , if any, this occurs, and how large $G(\omega)$ is in that case.

Dispersion-kicked fibers are characterized by the expression of $\beta_2(z)$ given in Eq. (1). Here δ is a sharply peaked positive function satisfying $\int_{\mathbb{R}} \delta(z) dz = 1$; in our theoretical analysis below, we will take δ to be a Dirac delta function; λ_n are independent, identically distributed real random variables with mean $\bar{\lambda} \geq 0$, and $Z_{\text{ref}} > 0$ is a characteristic length associated to the random sequence of points Z_n . We will write

$$\lambda_n = \bar{\lambda} + \varepsilon \delta \lambda_n, \quad (5)$$

with $\bar{\delta \lambda_n} = 0$ and $\varepsilon > 0$ a dimensionless parameter. We think of this as a fiber with irregularities in its diameter of random area, giving rise to effective dispersion kicks $|\lambda_n| \Delta \beta_2 Z_{\text{ref}}$, placed at the points Z_n along the fiber. These fibers can be physically fabricated by means of the state-of-the-art fiber-drawing techniques. Indeed, some examples of uniformly dispersion-kicked fibers has been reported in [33] with a period $Z_{\text{ref}} = 10$ m and a kick width $w = 0.14$ m and relative large kick strength $\max |\beta_2(z)| / \beta_{2,\text{ref}} \approx 35$.

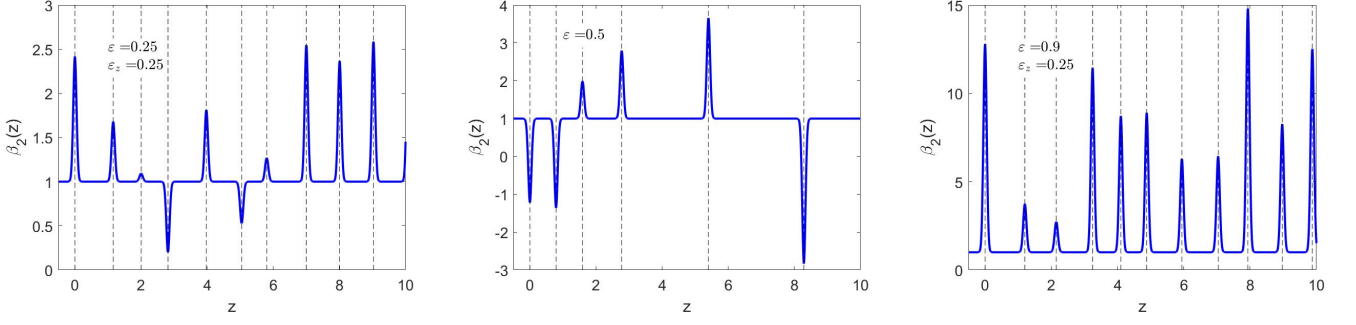


FIG. 1. Realization of a simple random walk fiber (left panel) and a Poisson fiber (central panel) with zero-mean kick strength $\bar{\lambda} = 0$, and of a simple random walk fiber with $\bar{\lambda} = 1$ (right panel). The kicks are modeled with Gaussian pulses $\delta(z) = 1/\sqrt{2\pi w^2} \exp(-z^2/2w^2)$ of width $w = Z_{\text{ref}}/20$. The position of the kicks is indicated by the vertical dotted lines; λ_n are uniform random variables in $[-1, 1]$.

To compute the MI gain in such fibers, we proceed as follows. We first note that, due to the presence of the delta functions, the left and right limits $\hat{x}_n^\pm(\omega) = (\hat{q}(Z_n^\pm, \omega), \hat{p}(Z_n^\pm, \omega))$ of the solution $\hat{x}(z, \omega)$ at Z_n are different and are related by $\hat{x}_n^+(\omega) = K_n \hat{x}_n^-(\omega)$, where the random matrix K_n is defined as

$$K_n = \begin{pmatrix} \cos(\Delta\beta_2 Z_{\text{ref}} \lambda_n \frac{\omega^2}{2}) & -\sin(\Delta\beta_2 Z_{\text{ref}} \lambda_n \frac{\omega^2}{2}) \\ \sin(\Delta\beta_2 Z_{\text{ref}} \lambda_n \frac{\omega^2}{2}) & \cos(\Delta\beta_2 Z_{\text{ref}} \lambda_n \frac{\omega^2}{2}) \end{pmatrix}. \quad (6)$$

On the other hand, for $Z_n < z < Z_{n+1}$, (3) is autonomous and straightforwardly solved; the solution $\hat{x}(z, \omega)$ is smooth in this range. One finds $\hat{x}_{n+1}^- = L_n \hat{x}_n^+$, where now

$$L_n = \begin{pmatrix} \cos(k\Delta Z_n) & -\mu \sin(k\Delta Z_n) \\ \mu^{-1} \sin(k\Delta Z_n) & \cos(k\Delta Z_n) \end{pmatrix}, \quad (7)$$

with

$$k^2 = \frac{\beta_{2,\text{ref}} \omega^2}{2} \left(\frac{\beta_{2,\text{ref}} \omega^2}{2} + 2\gamma P \right), \quad \mu = \frac{\beta_{2,\text{ref}} \omega^2}{k}. \quad (8)$$

Note that k is real for all ω when $\beta_{2,\text{ref}} > 0$ (normal dispersion or defocusing NLSE), and that it is imaginary for small ω when $\beta_{2,\text{ref}} < 0$ (anomalous dispersion or focusing NLSE). To sum up, we can now describe the evolution of this system between $z = Z_n^-$ and $z = Z_{n+1}^-$ as follows. For all $\omega \in \mathbb{R}$ and $n \in \mathbb{N}$

$$\hat{x}_{n+1}^- = L_n K_n \hat{x}_n^- = \Phi_n \hat{x}_n^-. \quad (9)$$

Considering an initial condition $\hat{x}_0^- = (\hat{q}(Z_0^-, \omega), \hat{p}(Z_0^-, \omega)) \in \mathbb{R}^2$ with $\|\hat{x}_0^-\| = 1$, one then finds

$$G(\omega) = \frac{1}{Z_{\text{ref}}} \lim_{n \rightarrow +\infty} \frac{1}{n} \ln \|\Phi_n \Phi_{n-1} \dots \Phi_1 \hat{x}_0^-\|. \quad (10)$$

Note that

$$0 \leq \mu \leq 1, \quad \mu \simeq 1 - \frac{2\gamma P}{\beta_{2,\text{ref}} \omega^2} + O(\omega^{-4}), \quad \lim_{\omega \rightarrow +\infty} \mu = 1.$$

Hence it follows that for large ω , both K_n and L_n are rotation matrices and consequently their product Φ_n is also a rotation matrix. Consequently, for large ω , the MI gain tends to zero.

We finally describe the models we will consider for the random positions Z_n of the delta-functions, and for their strengths λ_n . For the Z_n , we set

$$Z_0 = 0, \quad \forall n \in \mathbb{N}, \quad Z_{n+1} = Z_n + Z_{\text{ref}} j_n, \quad (11)$$

where $Z_{\text{ref}} > 0$ and j_n is a sequence of independent and identically distributed positive random variables with values in \mathbb{R}^+ and with probability density $\rho(j_n)$. We assume that

$$\langle j_n \rangle = \int_0^{+\infty} j \rho(j) dj = 1, \quad (12)$$

so that $\langle \Delta Z_n \rangle = \langle (Z_{n+1} - Z_n) \rangle = Z_{\text{ref}} > 0$. Hence $Z_{n+1} = Z_n + \Delta Z_n$ is a random walk with drift. We will principally consider two cases. First, introducing a new parameter $\varepsilon_Z > 0$, we consider

$$j_n = (1 + \varepsilon_Z \delta j_n), \quad (13)$$

where now δj_n is a sequence of independent, identically and uniformly distributed random variables in $(-1, 1)$ and $\varepsilon_Z \in [0, 1]$. In this random walk model the mean position of Z_n is nZ_{ref} and their variance

$$\langle (Z_n - nZ_{\text{ref}})^2 \rangle = n\varepsilon_Z^2 Z_{\text{ref}}^2 \langle (\delta j)^2 \rangle,$$

grows with n . The increments are independent and identically distributed and their variance is given by

$$\langle (\Delta Z_n - Z_{\text{ref}})^2 \rangle = Z_{\text{ref}}^2 \varepsilon_Z^2 \langle (\delta j)^2 \rangle.$$

We will refer to this as the simple random walk model.

Second, we will consider the Poisson model where the $\Delta Z_n = Z_{\text{ref}} j_n$ are independent and identically distributed with exponential density

$$\rho(j) = \exp(-j). \quad (14)$$

The Z_n are now the arrival times of a Poisson process with parameter Z_{ref}^{-1} . We will refer to this as the Poisson fiber.

When all $\lambda_n = 0$ the above fibers are homogeneous. We will concentrate here on the defocusing regime, in which no modulational instability occurs when $\lambda_n = 0$.

Some examples of realizations of the random walk and of the Poisson fibers are reported in Fig. 1, where the kicks are modeled by sharp Gaussian functions. Here and in all numerical examples we take $\Delta\beta_2 = \beta_{2,\text{ref}} = \gamma = P = Z_{\text{ref}} = 1$.

In Section III and IV we consider random kick strengths λ_n that vanish on average. Our focus is therefore on the question: what kind of random inhomogeneities of the GVD can produce MI in an otherwise modulationally stable homogeneous fiber?

In Section VI we then briefly discuss the case $\bar{\lambda} > 0$: in that situation, MI occurs in the form of Arnold tongues in the limiting case when $\varepsilon_Z = 0$, resulting in a periodic GVD. We will investigate the stability of these Arnold tongues under the random perturbations of the Z_n and/or λ_n which occur when $\varepsilon_Z \neq 0$ and/or $\varepsilon \neq 0$.

III. THE MEAN MI GAIN OF A RANDOMLY KICKED FIBER

Since the random walk process Z_n in Eq. (12) has independent and identically distributed increments the Furstenberg theorem [45] (see [38] for a textbook treatment) asserts that the limit in Eq. (10) exists for almost every realization of the fiber, that is, for almost every choice of the λ_n and the j_n ; it is in addition strictly positive and independent of the realization. As a result, in such random fibers, there is always MI at all values of ω . However, it is notoriously difficult to obtain analytical expressions for $G(\omega)$ as function of the model parameters, and hence to assess the strength of the sample MI gain $G(\omega)$. We will therefore follow [28] and introduce a suitable mean MI gain based on moments of Eq. (9) which we will refer to as $G_2(\omega)$.

We recall that no useful information can be obtained from the evolution of first-order moments of Eq. (9). The second-order moments have instead to be computed. Let

$$\Phi_n \equiv L_n K_n = \begin{pmatrix} a_n & b_n \\ c_n & d_n \end{pmatrix}.$$

It is then straightforward to check that for all $n \in \mathbb{N}$,

$$X_{n+1} := \begin{pmatrix} \hat{q}(Z_{n+1}^-)^2 \\ \hat{q}(Z_{n+1}^-)\hat{p}(Z_{n+1}^-) \\ \hat{p}(Z_{n+1}^-)^2 \end{pmatrix} = M_n \begin{pmatrix} \hat{q}(Z_n^-)^2 \\ \hat{q}(Z_n^-)\hat{p}(Z_n^-) \\ \hat{p}(Z_n^-)^2 \end{pmatrix}, \quad (15)$$

where

$$M_n = \begin{pmatrix} a_n^2 & 2a_n b_n & b_n^2 \\ a_n c_n & a_n d_n + b_n c_n & b_n d_n \\ c_n^2 & 2c_n d_n & d_n^2 \end{pmatrix}. \quad (16)$$

Since $\|\hat{x}_n^-\|^2 \leq \|X_n\|_1 \leq \frac{3}{2}\|\hat{x}_n^-\|^2$ it readily follows that

$$G(\omega) = \frac{1}{2Z_{\text{ref}}} \lim_{n \rightarrow +\infty} \frac{1}{n} \ln \|X_n\|_1,$$

where now $\|(x, y, z)\|_1 = |x| + |y| + |z|$. From Jensen's inequality, it follows that

$$\begin{aligned} G(\omega) &= \frac{1}{2Z_{\text{ref}}} \lim_{n \rightarrow +\infty} \frac{1}{n} \overline{\ln \|X_n\|_1} \\ &\leq \frac{1}{2Z_{\text{ref}}} \lim_{n \rightarrow +\infty} \frac{1}{n} \ln \overline{\|X_n\|_1} = G_2(\omega). \end{aligned} \quad (17)$$

We will refer to $G_2(\omega)$ as the mean MI gain. It is worth to point out that this corresponds to one half the growth rate of the average power of the perturbations.

As we now show, $G_2(\omega)$ is larger than the sample MI gain $G(\omega)$ itself but can be more readily computed. For that purpose, first note that, since $|\hat{q}(Z_n^-)\hat{p}(Z_n^-)| \leq \frac{1}{2}((\hat{q}(Z_n^-))^2 + (\hat{p}(Z_n^-))^2)$, and since $|\hat{q}(Z_n^-)\hat{p}(Z_n^-)| \leq \overline{|\hat{q}(Z_n^-)\hat{p}(Z_n^-)|}$, we have

$$\|\overline{X_n}\|_1 \leq \overline{\|X_n\|_1} \leq \frac{3}{2}\|\overline{X_n}\|_1.$$

Since the M_n are identically distributed and mutually independent, one has moreover $\overline{X_n} = \overline{M_n} \overline{X_{n-1}} = \overline{M}^n X_0$, where

$$\overline{M} = \begin{pmatrix} \overline{a_n^2} & \overline{2a_n b_n} & \overline{b_n^2} \\ \overline{a_n c_n} & \overline{a_n d_n + b_n c_n} & \overline{b_n d_n} \\ \overline{c_n^2} & \overline{2c_n d_n} & \overline{d_n^2} \end{pmatrix} \quad (18)$$

is independent of n . Hence

$$\begin{aligned} G_2(\omega) &= \frac{1}{2Z_{\text{ref}}} \lim_{n \rightarrow +\infty} \frac{1}{n} \ln \|\overline{X_n}\|_1 \\ &= \frac{1}{2Z_{\text{ref}}} \lim_{n \rightarrow +\infty} \frac{1}{n} \ln \|\overline{M}^n X_0\|_1 = \frac{1}{2Z_{\text{ref}}} \ln |x|, \end{aligned} \quad (19)$$

where x is the eigenvalue of \overline{M} with largest modulus.

The matrix \overline{M} depends on the parameters of the model, in particular on ω , the laws of $\lambda_n, j_n, \varepsilon$ and ε_Z . It follows that $G_2(\omega)$ can be computed from the spectrum of \overline{M} , which is easily determined numerically. The explicit analytical computation of closed formulas for its spectrum remains however complicated. As we show below, a perturbative treatment yields an analytic expression provided that the perturbation is not too large.

Dropping the index n on λ_n, Z_n , we introduce

$$\theta = \Delta\beta_2 Z_{\text{ref}} \lambda \frac{\omega^2}{2}, \quad (20)$$

which corresponds to the phase acquired by the perturbation $\hat{v}(\omega)$ at each kick, and write

$$M = M_+ \cos^2 \theta + M_0 \sin(2\theta) + M_- \sin^2 \theta, \quad (21)$$

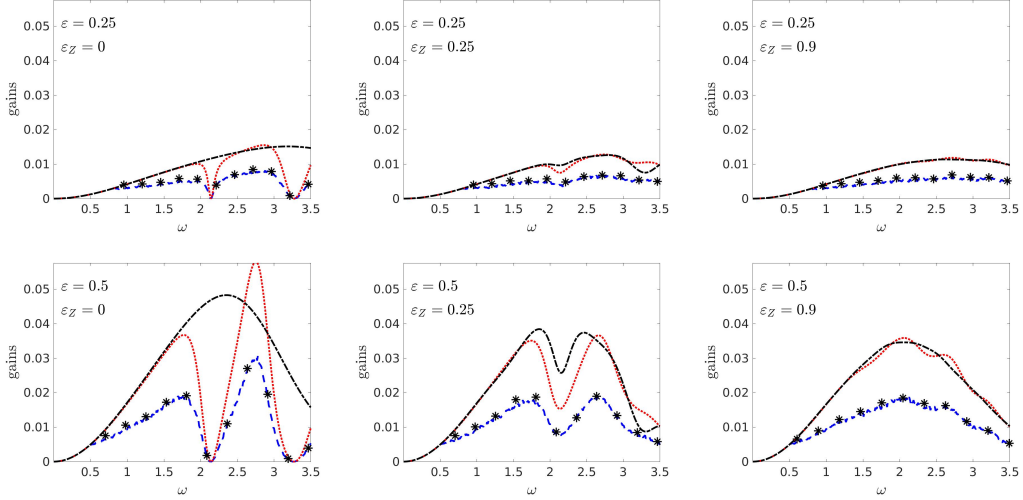


FIG. 2. Comparison of numerically computed MI gains in randomly kicked homogeneous fibers with $\bar{\lambda} = 0$; ε_Z and ε are indicated in each panel. The random kicks are located at Z_n as in Eq. (13) (random walk). The $\delta\lambda_n$ and δj_n are taken to be uniform in $[-1, 1]$. The numerically simulated sample MI gain $G(\omega)$ (dashed blue line), the mean MI gain $G_2(\omega)$ computed directly from the largest eigenvalue of \bar{M} (dotted red line), the perturbative approximation of the mean MI gain (dash-dot black line) and the perturbations' growth rates (black stars) calculated from numerical solutions of the NLSE are shown.

where

$$M_+ = \begin{pmatrix} \cos^2(k\Delta Z) & -\mu \sin(2k\Delta Z) & \mu^2 \sin^2(k\Delta Z) \\ \frac{\sin(2k\Delta Z)}{2\mu} & \cos(2k\Delta Z) & -\frac{\mu \sin(2k\Delta Z)}{2} \\ \frac{\sin^2(k\Delta Z)}{\mu^2} & \frac{\sin(2k\Delta Z)}{\mu} & \cos^2(k\Delta Z) \end{pmatrix},$$

$$M_- = \begin{pmatrix} \mu^2 \sin^2(k\Delta Z) & \mu \sin(2k\Delta Z) & \cos^2(k\Delta Z) \\ -\frac{\mu \sin(2k\Delta Z)}{2} & -\cos(2k\Delta Z) & \frac{\sin(2k\Delta Z)}{2\mu} \\ \cos^2(k\Delta Z) & -\frac{\sin(2k\Delta Z)}{\mu} & \frac{\sin^2(k\Delta Z)}{\mu^2} \end{pmatrix},$$

and

$$M_0 = \begin{pmatrix} -\frac{\mu \sin(2k\Delta Z)}{2} & \mu^2 \sin^2(k\Delta Z) - \cos^2(k\Delta Z) & \frac{\mu \sin(2k\Delta Z)}{2} \\ \frac{\cos(2k\Delta Z)}{2} & -(\mu + \frac{1}{\mu}) \frac{\sin(2k\Delta Z)}{2} & -\frac{\cos(2k\Delta Z)}{2} \\ \frac{\sin(2k\Delta Z)}{2\mu} & \cos^2(k\Delta Z) - \frac{\sin^2(k\Delta Z)}{\mu^2} & -\frac{\sin(2k\Delta Z)}{2\mu} \end{pmatrix}.$$

From the independence of the random variables it follows that

$$\bar{M} = \bar{M}_+ \overline{\cos^2 \theta} + \bar{M}_0 \overline{\sin 2\theta} + \bar{M}_- \overline{\sin^2 \theta}. \quad (22)$$

The expressions of the coefficients of the matrix \bar{M} are reported in Appendix B; the (in)stability depends on its spectrum. Note that all information on the randomness in the strengths of the kicks is contained in θ , whereas the randomness in the spacings between the kicks is encoded in the matrices M_0, M_{\pm} .

For a homogeneous randomly kicked fiber with average normal GVD and vanishing mean kicking strength ($\bar{\lambda} = 0$) we resort to a perturbative analysis, presented below in Sec. IV.

IV. ZERO AVERAGE KICK AMPLITUDE

We consider in this section randomly kicked fibers as in Eq. (1) with λ_n as in Eq. (5) and $\bar{\lambda} = 0$ and with Z_n a random process as in Eq. (11), so that the random fiber can be seen as a perturbation of a homogeneous defocusing fiber (see Fig. 1). We recall the latter is known to be modulationally stable. The MI gains of such random fibers with Z_n as in Eq. (13) and Eq. (14) are illustrated in Fig. 2 (for the random walk model) and in Fig. 3 (for the Poisson model) for various parameter values ε and ε_Z as indicated. It is worth reminding that the sample MI gain is deterministic if calculated at infinite z . In the numerics we calculated an approximation of the sample MI gain from Eq. (10) for $n = 250$ kicks and averaged over 500 realizations (dashed blue curves in the figures). In order to check that the sample MI gain correctly predicts the growth rate of the perturbations we computed the latter from a numerical solution of the NLSE using the same procedure (black stars in the figures). One observes a good agreement.

One notices that the random perturbation produces modulational instabilities that we now further analyze, for a given distribution of the ΔZ_n and the λ_n , and at fixed ω . This can be done perturbatively in ε . Indeed, since $\bar{\lambda} = 0$, we have $\lambda = \varepsilon \delta\lambda$, which is small. We can therefore compute the largest eigenvalue of \bar{M} perturbatively in ε ; its logarithm will yield the mean MI gain $G_2(\omega)$. The details of the computation are given in Appendix A.

To set up the perturbation problem, we proceed as follows. For $\varepsilon = 0$, $\bar{M} = \bar{M}_+$ so that the first ingredient

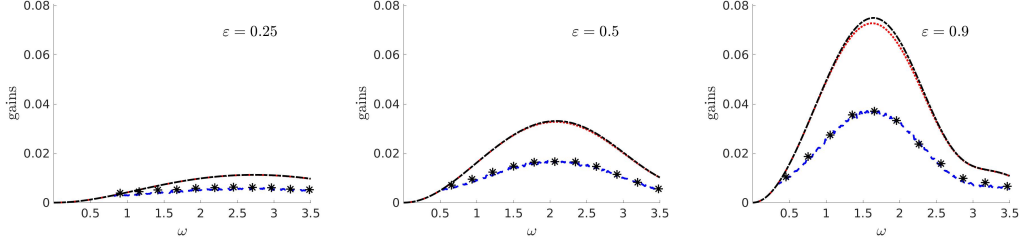


FIG. 3. Same as Fig. 2, with Z_n as in Eq. (14) (Poisson model). The parameter ε is indicated in the panels.

we need are the eigenvalues and eigenvectors of \overline{M}_+ . It is easy to check that \overline{M}_+ has the eigenvalue $x_0 = 1$. The corresponding right and left eigenvectors are

$$\varphi^{(0)} = (\mu^2 \ 0 \ 1)^T \text{ and } \psi^{(0)} = (1 \ 0 \ \mu^2)^T, \quad (23)$$

with $\psi^{(0)T} \varphi^{(0)} = 2\mu^2$.

We always suppose $\omega \neq 0$ so that $\mu \neq 0$. The two remaining eigenvalues of \overline{M}_+ are easily determined to be

$$\begin{aligned} x_{\pm} &= \overline{\exp(\pm i2k\Delta Z)} = \int_0^{+\infty} \exp(\pm i2kZ_{\text{ref}}j) \rho(j) dj \\ &= \sqrt{2\pi} \hat{\rho}(\mp 2kZ_{\text{ref}}). \end{aligned} \quad (24)$$

Since the $\exp(i2kZ_{\text{ref}}j)$ lie on the unit circle, clearly $|x_{\pm}| \leq 1$. To apply nondegenerate perturbation theory, we need that $x_{\pm} \neq 1$. To investigate this condition in the two models that we investigate here for the Z_n , let us first consider the random walk model Eq. (13), and assume the distribution of δj is given by a density σ , so that

$$x_{\pm} = \overline{\exp(\pm i2k\Delta Z)} = e^{\pm i2kZ_{\text{ref}}} \int e^{\pm 2ikZ_{\text{ref}}\varepsilon_Z s} \sigma(s) ds. \quad (25)$$

We can then compute x_{\pm} perturbatively in ε_Z as follows. Noting that, when $\varepsilon_Z = 0$, $x_{\pm} = \exp(\pm i2kZ_{\text{ref}})$ and remembering that $\langle \delta j \rangle = 0$, one sees

$$x_{\pm} = \exp(\pm i2kZ_{\text{ref}}) [1 - 2(kZ_{\text{ref}}\varepsilon_Z)^2 \langle \delta j^2 \rangle + \text{O}(\varepsilon_Z^3)], \quad (26)$$

so that, with increasing ε_Z , the eigenvalues x_{\pm} move radially inward, towards the origin. Hence $|x_{\pm}| < 1$ and, a fortiori, $x_{\pm} \neq x_0 = 1$ for $\varepsilon_Z \neq 0$. For a Poisson fiber, where the Z_n form a Poisson process, the eigenvalues x_{\pm} can be computed explicitly:

$$x_{\pm} = \frac{1}{1 \mp i2kZ_{\text{ref}}}, \quad (27)$$

so that $|x_{\pm}| < 1$ for all $\omega \neq 0$.

We can therefore use, in the above cases, a non-degenerate perturbation expansion to compute x_0 as a function of ε . We will establish that x_0 is real and a growing function of ε , giving rise to a strictly positive mean MI gain.

Recalling that $\lambda = \varepsilon \delta \lambda$ (See Eq. (5), with $\bar{\lambda} = 0$), we consider the case where the probability distribution $\nu(\delta \lambda)$ of $\delta \lambda$ satisfies $\nu(-\delta \lambda) = \nu(\delta \lambda)$ so that not only $\bar{\lambda} = \varepsilon \int s \nu(s) ds = 0$ but also $\overline{\sin(2\theta)} = 0$, since $\sin \theta$ is an odd function of $\delta \lambda$. Hence, we can write

$$\overline{M} = \overline{M}_+ + \Delta \overline{M}, \quad (28)$$

where $\eta = \overline{\cos(2\theta)} - 1 = \sqrt{2\pi} (\hat{\nu}(\varepsilon \Delta \beta_2 Z_{\text{ref}} \omega^2) - \hat{\nu}(0))$ and $\Delta \overline{M} = \frac{1}{2}(\overline{M}_+ - \overline{M}_-)$.

Finally, for small $\varepsilon \omega^2$,

$$\eta \simeq -\frac{1}{2}(\varepsilon \Delta \beta_2 Z_{\text{ref}} \omega^2)^2 \overline{\delta \lambda^2}. \quad (29)$$

The eigenvalue x_{η} of \overline{M} in Eq. (28) that emanates from $x_0 = 1$ can be expanded as

$$x_{\eta} \approx 1 + \eta x^{(1)} + \eta^2 x^{(2)}, \quad (30)$$

where

$$\begin{aligned} x^{(1)} &= -\frac{(1 - \mu^2)^2}{4\mu^2}, \\ x^{(2)} &= \frac{1}{16\mu^4} (1 - \mu^4)^2 \frac{2S(2S - 1) + S_2^2}{4S^2 + S_2^2}, \end{aligned} \quad (31)$$

with

$$S = \overline{\sin^2(k\Delta Z)} = \frac{1}{2} \left(1 - \overline{\cos(2k\Delta Z)} \right), \quad S_2 = \overline{\sin(2k\Delta Z)}. \quad (32)$$

The corresponding mean MI gain is then, using Eq. (19)

$$G_2(\omega) = \frac{1}{2Z_{\text{ref}}} \ln x_{\eta} \approx \frac{1}{2Z_{\text{ref}}} \ln(1 + \eta x^{(1)} + \eta^2 x^{(2)}). \quad (33)$$

To lowest order in ε , we therefore find that, approximately, for small ω ,

$$G_2(\omega) \approx \frac{1}{2} |\eta| \frac{(1 - \mu^2)^2}{4\mu^2} \approx \frac{1}{4} \frac{\Delta \beta_2^2 Z_{\text{ref}}^2 \gamma P}{\beta_{2,\text{ref}}} (\varepsilon \omega)^2 \overline{\delta \lambda^2}. \quad (34)$$

The mean MI gain $G_2(\omega)$, computed by evaluating the spectral radius of \overline{M} numerically, as well as its approximation from Eq. (33), are shown in Fig. 2 for the simple random walk model and in Fig. 3 for the Poisson model.

There is, in both cases, a MI side lobe. The perturbative approximation works well for the Poisson model, for all ω in the range considered (see dashed black curves in Fig. 3). It does however not capture the vanishing of the MI that occurs at a specific value of ω for $\varepsilon_Z = 0$ or small in the random walk model (see Fig. 2). There is indeed a marked difference between the shape of these side lobes, depending on which of the two random processes are chosen for the Z_n , that we now explain.

For that purpose, first consider the leftmost column of Fig. 2. There $\varepsilon_Z = 0$, which means the $Z_n = nZ_{\text{ref}}$ are distributed periodically along the fiber. The GVD is nevertheless not periodic, since the kick strengths λ_n are random. One notices on the figure that, in that case, both the sample MI gain and the mean MI gain show a characteristic zero at a precise value of ω . This phenomenon can be explained as follows. If $\omega = \omega_\ell$ is such that $kZ_{\text{ref}} = \pi\ell$ for some $\ell \in \mathbb{Z}$, then the matrices L_n in Eq. (7) are all equal to the identity matrix, and one immediately sees from Eq. (10) that $G(\omega_\ell) = 0$, for all ε . Indeed the propagation through the constant dispersion segments of the fiber does not change the perturbation and the kicks act as random rotations, which only change the phase of the perturbation \hat{v} , giving as a results a vanishing MI gain. Using Eq. (8), one sees this corresponds to the specific values of ω given by $\omega = \omega_\ell$, where

$$\omega_\ell^2 = \frac{2}{\beta_{2,\text{ref}}} \left(\sqrt{(\gamma P)^2 + \left(\frac{\pi\ell}{Z_{\text{ref}}} \right)^2} - \gamma P \right). \quad (35)$$

One furthermore readily checks that the eigenvalues of \overline{M} in this case are given by $1, \cos\theta, \sin\theta$, which are less than one in absolute value. Therefore the mean MI gain $G_2(\omega_\ell)$ also vanishes for all ε at $\omega = \omega_\ell$. Again, this is apparent from Fig. 2 at $\omega = \omega_1$. Interestingly enough, the frequencies determined from Eq. (35), fulfill the parametric resonance condition $kZ_{\text{ref}} = \pi\ell$ [12, 24, 33]. These frequencies correspond to the location of the tips of Arnold tongues for any periodic fiber with period Z_{ref} and whose average GVD over one period equals $\beta_{2,\text{ref}}$.

Quite surprisingly, for kicks with random amplitudes and zero-mean, the situation is reversed and the system becomes stable under perturbations precisely at these same frequencies.

It is finally clear from Fig. 2 that the perturbative treatment of the mean MI gain does not function well when ω approaches ω_1 or ω_2 . This is as expected since, when $\omega = \omega_\ell$, the three eigenvalues of \overline{M}_+ coincide: $x_\pm = 1 = x_0$. The nondegenerate perturbation theory used above does then not apply. When $\omega \neq \omega_\ell$, this degeneracy is lifted and the perturbation theory yields increasingly good results as ε_Z increases, even at $\omega = \omega_\ell$. As can be seen in the second column of Fig. 2, both the sample and mean MI gains are still diminished in the neighbourhood of ω_1 and ω_2 when ε_Z is small, and this is well captured by the perturbative analysis above. This phenomenon can be seen as a remnant of the underlying periodic structure of the random points Z_n that is only

partially destroyed when ε_Z is nonzero, but small. It completely disappears when ε_Z approaches its maximal possible value, which is 1, as can be seen in the third column of the figure.

Since for the homogeneous fiber ($\beta_2(z) = \beta_{2,\text{ref}}$, $\varepsilon_Z = 0 = \varepsilon$) there is no MI at all, it is clear that all MI is created by the randomness. Note however that, whereas increased fluctuations in the kicking strengths λ_n increases the MI, increased fluctuations in the Z_n tends to decrease it.

In Fig. 3 the MI for the Poisson model is illustrated. One sees that, as for the simple random walk model, there is an MI side lobe starting at low frequencies, but the frequencies ω_ℓ do now no longer play a special role. The gain of this side lobe is comparable, in width and height, for the same value $\varepsilon = 0.5$ of the strength of the kicks, as in the random walk fiber with $\varepsilon_Z = 0.9$. Note that, in the latter, this means successive Z_n can be close, as in the Poisson fiber. The perturbative treatment of the previous section reproduces the mean MI gain quite accurately.

V. APPROXIMATING WHITE NOISE GVD WITH RANDOMLY KICKED GVD

Previous work on MI in random fibers has concentrated on GVD perturbed by white noise [26–28]. As pointed out above, white noise is not necessarily physically pertinent since it requires arbitrarily large variations of the GVD over arbitrarily short distances. In this section we will show that the kicked fibers considered here can, in an appropriate parameter regime determined below, and for sufficiently low frequencies, produce a similar MI gain as a white noise GVD. Fig. 4 illustrates our findings.

For a kicked GVD as in (1), with $\bar{\lambda} = 0$, the two-point function is

$$\overline{(\beta_2(z) - \beta_{2,\text{ref}})(\beta_2(z') - \beta_{2,\text{ref}})} = (\Delta\beta_2 Z_{\text{ref}}\varepsilon)^2 \overline{\delta\lambda^2} \left(\sum_n \rho_n(z) \right) \delta(z - z').$$

Here the average is taken with respect to λ_n and Z_n and $\rho_n(z)$ is the probability distribution function of Z_n . Note that the fiber is therefore delta-correlated in z , but it is not stationary, since $\sum_n \rho_n(z)$ is not constant. Nevertheless, one finds

$$\lim_{z \rightarrow +\infty} \sum_n \rho_n(z) = Z_{\text{ref}}^{-1},$$

so that it does becomes stationary for large z . To show this, one can proceed as follows. Introducing the counting function $N(Z) = \#\{n \mid Z_n \leq Z\}$, one easily sees that $\overline{N}(Z) \simeq \frac{Z}{Z_{\text{ref}}}$. On the other hand, $N(Z) = \int_0^Z n(z) dz$, where $n(z) = \sum_m \delta(z - Z_m)$. So, since

$$n(z) = \frac{dN}{dz}(z), \quad \bar{n}(z) = \frac{d\overline{N}}{dz}(z),$$

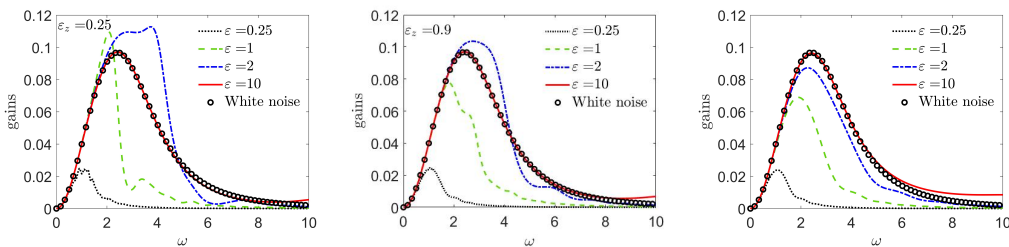


FIG. 4. Comparison between the mean MI gain of the white noise model (black dots) and the mean MI gain of the random walk (left and center panels) and Poisson models (right panel). MI gain for white noise model is calculated from Eq. (29) form [25] with $A = 1$ ($A \equiv \sqrt{P}$ in our notation) and $\sigma^2 = 0.1$. Parameters ε and ε_Z as indicated and Z_{ref} as in (37) with $\overline{\delta\lambda^2} = 1/3$.

it follows from $\bar{n}(z) = \sum_m \rho_m(z)$ that

$$\lim_{z \rightarrow +\infty} \sum_n \rho_n(z) = \lim_{z \rightarrow +\infty} \bar{n}(z) = \frac{d\bar{N}}{dz}(z) = \frac{1}{Z_{\text{ref}}}.$$

In conclusion, for z large, one has

$$\overline{(\beta_2(z) - \beta_{2,\text{ref}})(\beta_2(z') - \beta_{2,\text{ref}})} \approx 2\sigma^2 \delta(z - z'),$$

where

$$2\sigma^2 = (\Delta\beta_2\varepsilon)^2 Z_{\text{ref}} \overline{\delta\lambda^2}. \quad (36)$$

One recognizes here the two-point function of a Gaussian white noise. In a kicked fiber, the fluctuations take place on a length scale comparable to Z_{ref} and have a strength proportional to ε . This suggests that, if Z_{ref} is small and ε large, with a scaling given by

$$Z_{\text{ref}} = 2\sigma^2 / (\Delta\beta_2^2 \varepsilon^2 \overline{\delta\lambda^2}) \quad (37)$$

then the kicked fiber will be statistically close to a white noise fiber and the resulting MI will therefore be similar in both fibers. This is indeed illustrated in Fig 4. The mean MI gain of a white noise fiber is plotted there (black circles) using an explicit formula for this gain obtained in [25]. It is compared to the mean MI gain of randomly kicked fibers, with parameters ε and ε_Z as indicated and with Z_{ref} as in (37), computed from the largest eigenvalue of \bar{M} . As suggested by the above argument, for sufficiently large ε , the MI gain of the kicked fibers converges to the one of the white noise fiber. The agreement is best for small ω , a reflection of the fact that the low frequency perturbations are less sensitive to the rapid variations of the white noise.

We make two further comments. First, the value of $\sigma^2 = 0.1$ is chosen in the numerics because it is the right order of magnitude for the fibers used in the experiments described in [33] in which both ε and Z_{ref} are of order 1. Note that this means that the mean spacing between the kicks in these fibers is of the same order of magnitude as the nonlinear length $Z_{NL} = (\gamma P)^{-1}$. Second, for higher but intermediate values of ε , the MI lobe of the randomly kicked fibers can be higher and wider than the one of the

white noise model. Third, it would be a challenge to make fibers with a considerably larger value of ε since they correspond to a small value of Z_{ref} . This means that one would need to be able to put the sharp peaks and dips in the fiber diameter very closely together.

VI. NONZERO AVERAGE KICK AMPLITUDE

In this section we briefly discuss the effect on MI of randomly placed kicks with random strengths λ_n that are not vanishing on average, so that $\bar{\lambda} \neq 0$. We will separately consider the two cases where the Z_n form a simple random walk or a Poisson process, and that lead to different phenomena.

We first consider the simple random walk, as in Eq. (13), an example of which is reported in Fig. 1, rightmost panel. In the first column of Fig. 5 the numerically computed sample and mean MI gains are displayed for such a fiber for which $\varepsilon_Z = 0$, so that $Z_n = nZ_{\text{ref}}$, *i.e.*, the delta kicks are placed periodically. The λ_n are chosen as in Eq. (5) with average $\bar{\lambda} = 1$. Note that, if in addition $\varepsilon = 0$, then this fiber is actually periodic: this is the situation in the top left panel of the figure. It is well known that periodic fibers display MI through so-called Arnold tongues [12, 16, 46–48] and this has been experimentally shown in periodically kicked fibers [13, 33]. The first such Arnold tongue can be observed in the top left panel of Fig. 5. In the other panels of the first column, $\varepsilon \neq 0$ so that the kick strengths are now random, while the Z_n remain periodic. The corresponding fibers can therefore be viewed as random perturbations of a periodic fiber. It appears from these data that the fluctuating kick strengths only weakly affect the position and strength of the Arnold tongues. In the other columns of Fig. 5, on the other hand, MI gains are shown for fibers for which there is randomness in *both* kick positions Z_n and kick strengths λ_n . It appears from these data that randomizing the positions of the kicks has a much stronger effect than randomizing their strengths. As the randomness increases, one observes a marked decrease in the MI gain, with a widening of the Arnold tongue, while its position is less affected. Note that the MI is considerably larger in

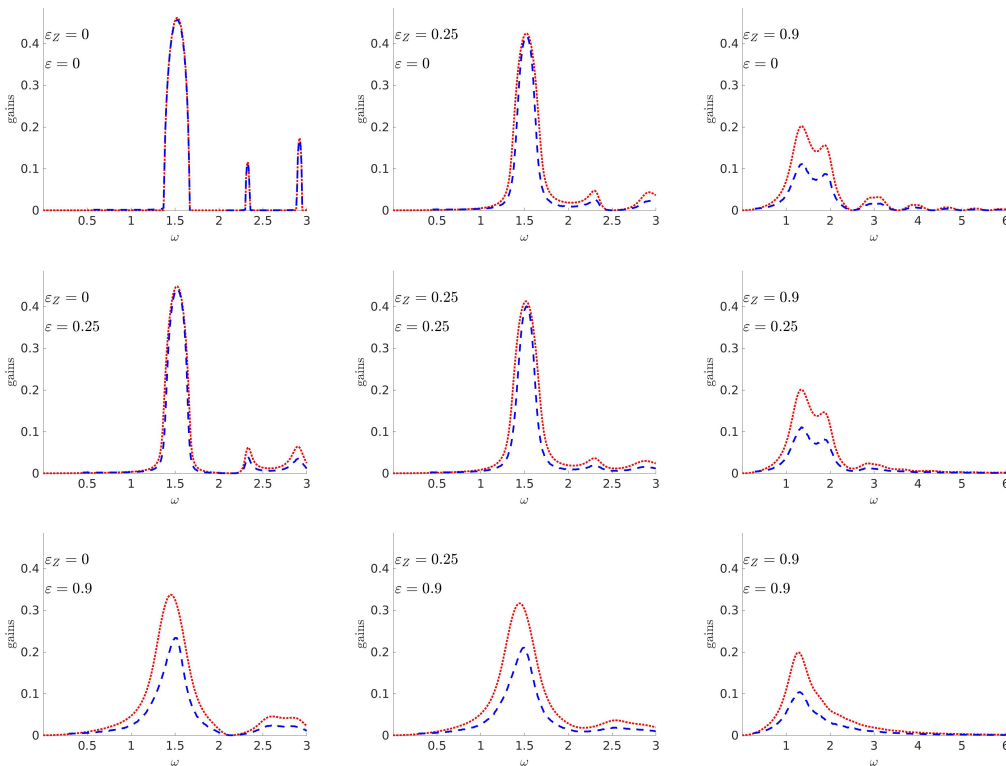


FIG. 5. Sample and mean MI gains for a simple random walk process and $\bar{\lambda} = 1$ and $\delta\lambda_n$ uniform in $[-1, 1]$. Color code is the same as Fig. 2

these fibers with $\bar{\lambda} = 1$ than with those having $\bar{\lambda} = 0$ as can be seen by comparing the vertical scale of Fig. 5 with that of Fig. 2 and Fig. 3. In the first case, we are dealing with random perturbations of a periodic fiber, which displays MI due to parametric resonance. In the second, the MI is on the contrary generated by the randomness.

In Fig. 6 the numerically computed sample and mean MI gains are displayed for a Poisson fiber with values of ε as indicated. For $\varepsilon = 0$ one observes the identical vanishing of these gains at $\omega \approx 2.5$. This is actually a more general phenomenon, not related to the distribution of the kicks, that is easily understood as follows. Let us consider a defocusing fiber with, for all n , $\lambda_n = \bar{\lambda} > 0$ and with arbitrary values for Z_n . They could in particular be periodic, quasiperiodic, or random. If we now choose ω_n as

$$n\pi = \bar{\lambda}\Delta\beta_2 Z_{\text{ref}} \frac{\omega_n^2}{2}, \quad (38)$$

then we immediately see from (6) that $K_n = \pm I_2$. In other words, for these values of ω , the kicks have no effect on the linearized solution of the equation of motion. One therefore has $\Phi_n = \pm L_n$ and so the sample MI gain is equal to the sample MI gain of the unperturbed fiber. Since the latter is defocusing, the sample MI gain vanishes. When $n = 1$, one finds $\omega = \sqrt{2\pi} \approx 2.5$. That the mean MI gain must also vanish follows from observing

that, if the above condition is satisfied, then $\theta = n\pi$ in Eq. (20). Hence Eq. (21) implies $M = M_+$ and consequently $\bar{M} = \bar{M}_+$. But we saw that the eigenvalues of \bar{M}_+ are 1, x_{\pm} , with $|x_{\pm}| \leq 1$. Hence the mean MI gain also vanishes.

Let us stress that this phenomenon is not limited to the Poisson fiber, for which it can be observed in Fig. 6. In fact, for the simple random walk fiber it is visible in the top panels of Fig. 5. The phenomenon also appears in periodically kicked fibers where

$$\beta_2(z) = \beta_{2,\text{ref}} + \Delta\beta_2 \bar{\lambda} \sum_n \delta\left(\frac{z - nZ_{\text{ref}}}{Z_{\text{ref}}}\right),$$

so that the spatial average of the GVD is

$$\beta_{2,\text{av}} = \frac{1}{Z_{\text{ref}}} \int_0^{Z_{\text{ref}}} \beta_2(z) dz = \beta_{2,\text{ref}} + \Delta\beta_2 \bar{\lambda}.$$

It is then well known that the Arnold tongues for such a fiber occur at values ω'_n defined by

$$\beta_{2,\text{av}} Z_{\text{ref}} \frac{\omega'_n{}^2}{2} = \sqrt{(\gamma P Z_{\text{ref}})^2 + (n\pi)^2} - \gamma P Z_{\text{ref}}.$$

Comparing this to Eq. (38), one observes that, for all n , $\omega'_n < \omega_n$. Note that both ω_n and ω'_n depend on $\bar{\lambda}$.

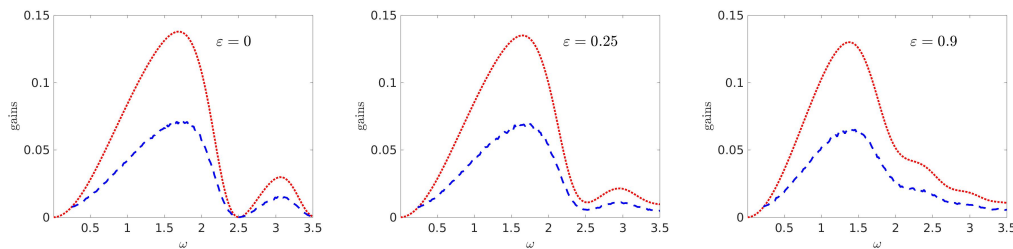


FIG. 6. Sample and mean MI gains for a Poisson model with $\bar{\lambda} = 1$. Color code is the same as Fig. 2

Condition (38) is complementary to condition (35). The former arises when the spacing between the kicks is constant, whereas the second appears when the amplitude of the kicks is. The two conditions show that whenever either the position or the amplitude of the kicks are deterministic, particular values of the frequency exist where the gain vanishes.

VII. DISCUSSION AND CONCLUSIONS

We reported on the modulation instability phenomenon in optical fibers where the GVD is a random process. Most studies of such random fibers have concentrated on the case when a homogeneous GVD is perturbed by a stationary white noise. In that case various methods exist to compute the MI gain. White noise is however very particular and not always adequate to model physically relevant scenarios. In this paper we investigated the behavior of the MI gain in random fibers for which the GVD is of a very different nature. More specifically, we considered a class of experimentally realizable [33] random fibers in which a constant normal GVD is perturbed by a sequence of delta kicks with random positions and amplitudes.

The main result of our analysis is fourfold. First, we show that in this situation low frequency MI lobes always arise as a result of such random perturbations, independently of the statistical distribution of the position and amplitudes of the kicks. We trace the occurrence of MI in random fibers to a mechanism familiar from the study of Anderson localization and of the occurrence of positive Lyapounov exponents in chaotic dynamical systems. Second, we show that the specific shape of these side lobes does depend on these statistical properties and we provide expressions to determine them. In particular, we find that if either the positions or the amplitudes of the kicks are deterministic, then at special frequency values the MI gain is identically zero. At these same points, the MI remains suppressed when the random fluctuations of the control parameter remain small enough. Third, we show that the randomly kicked fibers considered behave, in a suitable parameter regime that we identify, as a fiber with a white noise GVD. Finally, we have observed that for comparable parameter regimes, the MI

produced through parametric resonance in fibers with a periodic GVD is considerably larger than the MI gain obtained from random perturbations of the fibers.

ACKNOWLEDGMENTS

The work was supported in part by the French government through the Programme Investissement d'Avenir with the Labex CEMPI (Grant ANR-11-LABX-0007-01) and the I-SITE ULNE (Grant ANR-16-IDEX-0004 ULNE, projects VERIFICO, EXAT, FUNHK) managed by the Agence Nationale de la Recherche. The work was also supported by the Nord-Pas-de-Calais Regional Council and the European Regional Development Fund through the Contrat de Projets État-Région (CPER) and IRCICA.

Appendix A: Perturbative analysis

The eigenvalue x_η of \bar{M} in Eq. (28) that emanates from 1 can be expanded as

$$x_\eta = 1 + \eta x^{(1)} + \eta^2 x^{(2)} + \mathcal{O}(\eta^3), \quad (\text{A1})$$

and the corresponding eigenvectors of \bar{M} and \bar{M}^T ,

$$\begin{aligned} \varphi_\eta &= \varphi^{(0)} + \eta \varphi^{(1)} + \eta^2 \varphi^{(2)} + \mathcal{O}(\eta^3), \\ \psi_\eta &= \psi^{(0)} + \eta \psi^{(1)} + \eta^2 \psi^{(2)} + \mathcal{O}(\eta^3), \end{aligned}$$

where $\varphi^{(0)}, \psi^{(0)}$ are defined in Eq. (23). Expanding the eigenvalue equation in powers of η leads in the usual manner to the first correction to the eigenvalue:

$$\begin{aligned} x^{(1)} &= \frac{1}{2} \frac{\psi^{(0)T} (\bar{M}_+ - \bar{M}_-) \varphi^{(0)}}{\psi^{(0)T} \varphi^{(0)}} \\ &= \frac{1}{4\mu^2} [2\mu^2 - (1 + \mu^4)] = -\frac{(1 - \mu^2)^2}{4\mu^2}. \end{aligned}$$

Note that this correction does not at all depend on the distribution of the Z_n nor of the λ_n .

To obtain a satisfactory expression for the mean MI gain $G_2(\omega)$, we need to obtain the second order correction

$x^{(2)}$. For that purpose, we need the first correction $\varphi^{(1)}$ to the eigenvector corresponding to x_η , which is given by

$$\varphi^{(1)} = \frac{1}{\psi_+^T \varphi_+} \left[\left(\psi_+^T \varphi^{(1)} \right) \varphi_+ + \left(\psi_-^T \varphi^{(1)} \right) \varphi_- \right]$$

where

$$\psi_\pm^T \varphi^{(1)} = \frac{\psi_\pm^T (\Delta \bar{M}) \varphi^{(0)}}{1 - x_\pm}, \quad \psi^{(0)T} \varphi^{(1)} = 0. \quad (\text{A2})$$

Here φ_\pm are the eigenvectors of \bar{M}_+ and of \bar{M}_+^T corresponding to the eigenvalues x_\pm , given by

$$\begin{aligned} \varphi_\pm &= (-\mu^2 \pm i\mu \ 1)^T, \\ \psi_\pm &= (1 \pm 2i\mu \ -\mu^2)^T, \end{aligned} \quad (\text{A3})$$

with $\psi_\pm^T \varphi_\pm = -4\mu^2$. Finally, the second order correction to the eigenvalue is

$$x^{(2)} = \frac{\psi^{(0)T} \Delta \bar{M} R \Delta \bar{M} \varphi^{(0)}}{\psi^{(0)T} \varphi^{(0)}}, \quad (\text{A4})$$

with

$$R = \frac{1}{\psi_+^T \varphi_+} \left[\frac{\varphi_+ \psi_+^T}{1 - x_+} + \frac{\varphi_- \psi_-^T}{1 - x_-} \right] = \frac{2}{\psi_+^T \varphi_+} \text{Re} \frac{\varphi_+ \psi_+^T}{1 - x_+}.$$

Hence

$$\begin{aligned} x^{(2)} &= \frac{2}{\psi^{(0)T} \varphi^{(0)} \psi_+^T \varphi_+} \text{Re} \frac{\psi^{(0)T} \Delta \bar{M} \varphi_+ \psi_+^T \Delta \bar{M} \varphi^{(0)}}{1 - x_+} \\ &= \frac{1}{2\psi^{(0)T} \varphi^{(0)} \psi_+^T \varphi_+} \text{Re} \frac{\psi^{(0)T} \bar{M}_- \varphi_+ \psi_+^T \bar{M}_- \varphi^{(0)}}{1 - x_+}. \end{aligned} \quad (\text{A5})$$

Here we used in the last line that $\psi^{(0)T} \bar{M}_+ \varphi_+ = 0$ since $\psi^{(0)T} \varphi_+ = 0$ and similarly $\psi_+^T \bar{M}_+ \varphi^{(0)} = 0$. One finds

$$\psi_0^T \bar{M}_- \varphi_+ = (1 - \mu^4), \quad \psi_+^T \bar{M}_- \varphi^{(0)} = (1 - \mu^4) x_+.$$

Hence

$$\begin{aligned} x^{(2)} &= \frac{1}{16\mu^4} (1 - \mu^4)^2 \left(1 + \text{Re} \frac{1}{x_+ - 1} \right) \\ &= \frac{1}{16\mu^4} (1 - \mu^4)^2 \frac{2S(2S - 1) + S_2^2}{4S^2 + S_2^2}, \end{aligned} \quad (\text{A6})$$

where

$$S = \overline{\sin^2(k\Delta Z)} = \frac{1}{2} \left(1 - \overline{\cos(2k\Delta Z)} \right), \quad S_2 = \overline{\sin(2k\Delta Z)}. \quad (\text{A7})$$

Appendix B: Computation of \bar{M}

We describe here how to calculate the coefficients of the 3×3 -matrix \bar{M} in Eq. (22). They depend on the

following averages of trigonometric functions. For the 3 terms involving the kicks we have

$$\begin{aligned} \overline{\cos^2 \theta} &= \frac{1}{2} \int_{-1}^1 \cos^2 \left[\Delta \beta_2 Z_{\text{ref}} \frac{\omega^2}{2} (\bar{\lambda} + \varepsilon x) \right] dx \\ &= \frac{1}{2} + \frac{1}{2} \frac{\cos(\bar{\lambda} \Delta \beta_2 Z_{\text{ref}} \omega^2) \sin(\varepsilon \Delta \beta_2 Z_{\text{ref}} \omega^2)}{\varepsilon \Delta \beta_2 Z_{\text{ref}} \omega^2}, \end{aligned}$$

$$\overline{\sin^2 \theta} = \frac{1}{2} - \frac{1}{2} \frac{\cos(\bar{\lambda} \Delta \beta_2 Z_{\text{ref}} \omega^2) \sin(\varepsilon \Delta \beta_2 Z_{\text{ref}} \omega^2)}{\varepsilon \Delta \beta_2 Z_{\text{ref}} \omega^2},$$

and

$$\overline{\sin 2\theta} = \frac{\sin(\bar{\lambda} \Delta \beta_2 Z_{\text{ref}} \omega^2) \sin(\varepsilon \Delta \beta_2 Z_{\text{ref}} \omega^2)}{\varepsilon \Delta \beta_2 Z_{\text{ref}} \omega^2}.$$

For the four terms involving ΔZ , we have for the random walk model

$$\overline{\cos^2(k\Delta Z)} = \frac{1}{2} + \frac{1}{2} \cos(2kZ_{\text{ref}}) \frac{\sin(2kZ_{\text{ref}}\varepsilon_Z)}{2kZ_{\text{ref}}\varepsilon_Z},$$

$$\overline{\sin^2(k\Delta Z)} = \frac{1}{2} - \frac{1}{2} \cos(2kZ_{\text{ref}}) \frac{\sin(2kZ_{\text{ref}}\varepsilon_Z)}{2kZ_{\text{ref}}\varepsilon_Z},$$

$$\overline{\cos(2k\Delta Z)} = \cos(2kZ_{\text{ref}}) \frac{\sin(2k\varepsilon_Z Z_{\text{ref}})}{2k\varepsilon_Z Z_{\text{ref}}},$$

and

$$\overline{\sin(2k\Delta Z)} = \sin(2kZ_{\text{ref}}) \frac{\sin(2k\varepsilon_Z Z_{\text{ref}})}{2k\varepsilon_Z Z_{\text{ref}}}.$$

For the four terms involving ΔZ , we have for the Poisson model

$$\overline{\cos^2(k\Delta Z)} = \frac{1}{2} + \frac{1}{2} \frac{1}{1 + 4k^2 Z_{\text{ref}}^2},$$

$$\overline{\sin^2(k\Delta Z)} = \frac{1}{2} - \frac{1}{2} \frac{1}{1 + 4k^2 Z_{\text{ref}}^2},$$

$$\overline{\cos(2k\Delta Z)} = \frac{1}{1 + 4k^2 Z_{\text{ref}}^2},$$

and

$$\overline{\sin(2k\Delta Z)} = \frac{2kZ_{\text{ref}}}{1 + 4k^2 Z_{\text{ref}}^2}.$$

-
- [1] V. Zakharov and L. Ostrovsky, Modulation instability: The beginning, *Physica D: Nonlinear Phenomena* **238**, 540 (2009).
- [2] T. B. Benjamin and J. E. Feir, The disintegration of wave trains on deep water Part 1. Theory, *Journal of Fluid Mechanics* **27**, 417 (1967).
- [3] V. E. Zakharov, Stability of periodic waves of finite amplitude on the surface of a deep fluid, *Journal of Applied Mechanics and Technical Physics* **9**, 86 (1968).
- [4] V. Bespalov and V. Talanov, Filamentary Structure of Light Beams in Nonlinear Liquids, *Soviet Journal of Experimental and Theoretical Physics Letters* **3**, 307 (1966).
- [5] Y. H. Ichikawa, T. Suzuki, and T. Taniuti, Modulation Instability of Electron Plasma Wave, *Journal of the Physical Society of Japan* **34**, 1089 (1973).
- [6] K. Tai, A. Hasegawa, and A. Tomita, Observation of modulational instability in optical fibers, *Physical Review Letters* **56**, 135 (1986).
- [7] A. L. Berkhoer and V. E. Zakharov, Self Excitation of Waves with Different Polarizations in Nonlinear Media, *Soviet Journal of Experimental and Theoretical Physics* **31**, 486 (1970).
- [8] R. H. Stolen, J. E. Bjorkholm, and A. Ashkin, Phase-matched three-wave mixing in silica fiber optical waveguides, *Applied Physics Letters* **24**, 308 (1974).
- [9] S. B. Cavalcanti, J. C. Cressoni, H. R. da Cruz, and A. S. Gouveia-Neto, Modulation instability in the region of minimum group-velocity dispersion of single-mode optical fibers via an extended nonlinear Schrödinger equation, *Physical Review A* **43**, 6162 (1991).
- [10] N. J. Smith and N. Doran, Modulational instabilities in fibers with periodic dispersion management., *Optics letters* **21**, 570 (1996).
- [11] M. Droques, A. Kudlinski, G. Bouwmans, G. Martinelli, and A. Mussot, Experimental demonstration of modulation instability in an optical fiber with a periodic dispersion landscape., *Optics letters* **37**, 4832 (2012).
- [12] A. Armaroli and F. Biancalana, Tunable modulational instability sidebands via parametric resonance in periodically tapered optical fibers, *Optics Express* **20**, 25096 (2012).
- [13] A. Mussot, M. Conforti, S. Trillo, F. Copie, and A. Kudlinski, Modulation instability in dispersion oscillating fibers, *Advances in Optics and Photonics* **10**, 1 (2018).
- [14] M. Droques, A. Kudlinski, G. Bouwmans, G. Martinelli, A. Mussot, A. Armaroli, and F. Biancalana, Fourth-order dispersion mediated modulation instability in dispersion oscillating fibers, *Optics Letters* **38**, 3464 (2013).
- [15] A. Armaroli and F. Biancalana, Suppression and splitting of modulational instability sidebands in periodically tapered optical fibers because of fourth-order dispersion, *Optics Letters* **39**, 4804 (2014).
- [16] A. Armaroli and F. Biancalana, Vector modulational instability induced by parametric resonance in periodically tapered highly birefringent optical fibers, *Physical Review A* **87**, 063848 (2013).
- [17] M. Conforti, A. Mussot, A. Kudlinski, and S. Trillo, Modulational instability in dispersion oscillating fiber ring cavities, *Optics letters* **39**, 4200 (2014), arXiv:1405.6041.
- [18] M. Conforti, F. Copie, A. Mussot, A. Kudlinski, and S. Trillo, Parametric instabilities in modulated fiber ring cavities, *Optics Letters* **41**, 5027 (2016).
- [19] F. Copie, M. Conforti, A. Kudlinski, A. Mussot, and S. Trillo, Competing Turing and Faraday Instabilities in Longitudinally Modulated Passive Resonators, *Physical Review Letters* **116**, 143901 (2016).
- [20] F. Copie, M. Conforti, A. Kudlinski, S. Trillo, and A. Mussot, Modulation instability in the weak dispersion regime of a dispersion modulated passive fiber-ring cavity, *Optics Express* **25**, 11283 (2017).
- [21] F. Copie, M. Conforti, A. Kudlinski, S. Trillo, and A. Mussot, Dynamics of Turing and Faraday instabilities in a longitudinally modulated fiber-ring cavity, *Optics Letters* **42**, 435 (2017).
- [22] F. Copie, M. Conforti, A. Kudlinski, A. Mussot, F. Biancalana, and S. Trillo, Instabilities in passive dispersion oscillating fiber ring cavities, *The European Physical Journal D* **71**, 133 (2017).
- [23] F. Bessin, F. Copie, M. Conforti, A. Kudlinski, A. Mussot, and S. Trillo, Real-Time Characterization of Period-Doubling Dynamics in Uniform and Dispersion Oscillating Fiber Ring Cavities, *Physical Review X* **9**, 041030 (2019).
- [24] M. Conforti, A. Mussot, A. Kudlinski, S. Rota Nodari, G. Dujardin, S. De Bièvre, A. Armaroli, and S. Trillo, Heteroclinic Structure of Parametric Resonance in the Nonlinear Schrödinger Equation, *Physical Review Letters* **117**, 013901 (2016), arXiv:1606.01658.
- [25] F. K. Abdullaev, S. S. S. A. Darmanyany, A. Kobayakov, and F. Lederer, Modulational instability in optical fibers with variable dispersion, *Physics Letters A* **220**, 213 (1996).
- [26] F. K. Abdullaev, S. A. Darmanyany, S. Bischoff, and M. P. Sørensen, Modulational instability of electromagnetic waves in media with varying nonlinearity, *Journal of the Optical Society of America B* **14**, 27 (1997).
- [27] F. K. Abdullaev and J. Garnier, Modulational instability of electromagnetic waves in birefringent fibers with periodic and random dispersion, *Physical Review E* **60**, 1042 (1999).
- [28] J. Garnier and F. K. Abdullaev, Modulational instability induced by randomly varying coefficients for the nonlinear Schrödinger equation, *Physica D: Nonlinear Phenomena* **145**, 65 (2000).
- [29] M. Chertkov, I. Gabitov, and J. Moeser, Pulse confinement in optical fibers with random dispersion, *Proceedings of the National Academy of Sciences* **98**, 14208 (2001).
- [30] V. N. Kampen, *Stochastic Processes in Physics and Chemistry* (Elsevier, 2007).
- [31] M. Karlsson, Four-wave mixing in fibers with randomly varying zero-dispersion wavelength, *Journal of the Optical Society of America B* **15**, 2269 (1998).
- [32] M. Farahmand and M. de Sterke, Parametric amplification in presence of dispersion fluctuations, *Optics Express* **12**, 136 (2004).
- [33] S. Rota Nodari, M. Conforti, G. Dujardin, A. Kudlinski, A. Mussot, S. Trillo, and S. De Bièvre, Modulational instability in dispersion-kicked optical fibers, *Phys. Rev. A* **92** (2015).
- [34] B. V. Chirikov, A universal instability of many-

- dimensional oscillator systems, *Physics Reports* **52**, 263 (1979).
- [35] C. Tian, A. Altland, and M. Garst, Theory of the anderson transition in the quasiperiodic kicked rotor, *Phys. Rev. Lett.* **107**, 074101 (2011).
- [36] G. Casati, B. V. Chirikov, F. M. Izraelev, and J. Ford, Stochastic behavior of a quantum pendulum under a periodic perturbation, in *Stochastic behavior in classical and quantum Hamiltonian systems (Volta Memorial Conf., Como, 1977)*, Lecture Notes in Phys., Vol. 93 (Springer, Berlin-New York, 1979) pp. 334–352.
- [37] P. W. Anderson, Absence of Diffusion in Certain Random Lattices, *Physical Review* **109**, 1492 (1958).
- [38] P. Bougerol and J. Lacroix, *Products of random matrices with applications to Schrödinger operators*, Progress in Probability and Statistics, Vol. 8 (Birkhäuser Boston, Inc., Boston, MA, 1985) pp. xii+283.
- [39] N. G. Van Kampen, Stochastic differential equations, *Physics Reports* **24**, 171 (1976).
- [40] R. V. Bobryk and A. Chruszczyk, Colored-noise-induced parametric resonance, *Physica A: Statistical Mechanics and its Applications* **316**, 225 (2002).
- [41] M. Gitterman, Classical harmonic oscillator with multiplicative noise, *Physica A: Statistical Mechanics and its Applications* **352**, 309 (2005).
- [42] K. Mallick and P.-E. Peyneau, Phase diagram of the random frequency oscillator: The case of Ornstein–Uhlenbeck noise, *Physica D* **221**, 72 (2006).
- [43] F. J. Poulin and G. R. Flierl, The stochastic Mathieu’s equation, *Proceedings of the Royal Society A: Mathematical, Physical and Engineering Sciences* **464**, 1885 (2008).
- [44] A. Armaroli, M. Conforti, G. Dujardin, A. Kudlinski, A. Mussot, S. Trillo, and S. De Bièvre, From parametric to stochastic resonances in nonlinear Schrödinger equation with random dispersion, In preparation.
- [45] H. Furstenberg, Noncommuting random products, *Trans. Amer. Math. Soc.* **108**, 377 (1963).
- [46] L. Landau and E. Lifshitz, *Mechanics*, third edition ed. (Butterworth-Heinemann, Oxford, 1976).
- [47] V. I. Arnol’d, *Mathematical Methods of Classical Mechanics*, 2nd ed. (Springer, New York Heidelberg Dordrecht London, 2013).
- [48] A. H. Nayfeh and D. T. Mook, *Nonlinear oscillations* (Wiley, 1979).