

Optimizing Multi-task Peer Prediction

Yuqing Kong

The Center on Frontiers of Computing Studies,
Computer Science Dept., Peking University
yuqing.kong@pku.edu.cn

Abstract

In the setting where we ask participants multiple similar possibly subjective multi-choice questions (e.g. Do you like Bulbasaur? Y/N; do you like Squirtle? Y/N), peer prediction aims to design mechanisms that encourage honest feedback without verification. A series of works have successfully designed multi-task peer prediction mechanisms where reporting truthfully is better than any other strategy (dominantly truthful), while they require an infinite number of tasks. A recent work proposes the first multi-task peer prediction mechanism, Determinant Mutual Information (DMI)-Mechanism, where not only is dominantly truthful but also works for a finite number of tasks (practical).

However, few works consider how to optimize the multi-task peer prediction mechanisms. In addition to the definition of optimization goal, the biggest challenge is we do not have space for optimization since there is only a single practical and dominantly truthful mechanism. This work addresses this problem by proposing a tractable effort incentive optimization goal and generalizing DMI-Mechanism to a new family of practical, dominantly truthful mechanisms, Volume Mutual Information (VMI)-Mechanisms. We show that DMI-Mechanism may not be optimal. But we can construct a sequence of VMI-Mechanisms that are approximately optimal. The main technical tool is a novel family of mutual information measures, Volume Mutual Information, which generalizes Determinant Mutual Information. We construct VMI by a simple geometric idea: we measure how informative a distribution is by measuring the volume of distributions that is less informative than it (inappropriately, it's similar to measuring how clever a person is by counting the number of people that are less clever than he/she).

1 Introduction

Human evaluation is a commonly used metric when we do not have an objective standard. For example, the internet company sometimes uses human evaluation to evaluate the online product’s quality. However, eliciting high-quality feedback from the human evaluators can be tricky when they are asked to provide subjective judgment since there is no way to verify their subjective opinions. Paying these evaluators only for the agreement will discourage valuable feedback from the minority. Peer prediction (i.e. information elicitation without verification) [21], aims to design mechanisms that encourage honest subjective feedback from the user, even she is in the minority. In the setting where two users, say Alice and Bob, are asked to rate multiple similar products (e.g. restaurants), the peer prediction reward system will take their feedbacks as input and return their proper rewards. We want the reward system to be dominantly truthful. That is, for each user (who may belong to a minority group), regardless of other people’s behaviors, she will obtain the highest amount of expected reward when she tells the truth and she will be paid the lowest in expectation if she reports some garbage feedback like five stars for all products. A series of work [28, 18, 19] successfully design multi-task peer prediction mechanisms where reporting truthfully is better than any other strategy (dominantly-truthful) and the mechanism does not require any prior knowledge (prior-independent). However, they require the participants to perform an infinite number of tasks which hinders the applicability of these mechanisms. A recent work [16] proposes the first multi-task peer prediction mechanism, Determinant Mutual Information (DMI)-Mechanism, which not only is dominantly-truthful, prior-independent but also only requires the participants to perform a finite number of tasks (practical).

However, few works consider how to optimize over the multi-task peer prediction mechanism. Regardless of the challenge of defining a proper optimization goal, for consideration of applicability, we want to optimize over practical mechanisms. Therefore, the central challenge here is that we have no optimization space as DMI-Mechanism is the only existed practical mechanism.

To this end, we need to 1) define a proper optimization goal; 2) generalize DMI-Mechanism to a rich family of practical multi-task peer prediction mechanisms.

If the participants do not need any effort to perform the tasks, we will focus on incentivizing the participants to tell the truth after they receive the signals. In this case, there is no need to construct more dominantly truthful, practical mechanisms. Thus, we consider the setting where participants require efforts to perform the tasks. In this setting, we want the participants not only to be honest after they have the signals but also to spend a certain amount of effort in obtaining the signals. We assume that the task requester has value for the elicited answers’ distribution. We aim to maximize the requester’s utility, which is defined as her value minus her payments for the participants. This work’s analysis focuses on the setting where there are two participants, Alice and Bob.

Given the optimization goal, we need an optimization space. In this work, we successfully generalize DMI to a new family of mutual information measures, Volume Mutual Information (VMI). This allows us to generalize DMI-Mechanism to a new family of practical and dominantly truthful peer prediction mechanisms, VMI-Mechanisms. Like DMI-Mechanism, VMI-Mechanism pays Alice and Bob an unbiased estimator of a mutual information measure between their reports. The mutual information measure is information-monotone. That is, any data-processing method performed on the random variables will decrease the mutual information. Then the strategic behavior of Alice or Bob will decrease their expected payments since the strategy is a data-processing method. Thus, information-monotonicity is sufficient for dominant truthfulness. To be practical, the mutual information measure should be estimated unbiasedly with a finite number of samples. We will show

that if a mutual information measure is in a polynomial format¹, it can be estimated unbiasedly with a finite number of samples. The original Shannon mutual information does not have this polynomial property while DMI's square has. That is why DMI-Mechanism is the only existed practical mechanism. The newly constructed VMI's square also has this polynomial property. Thus, we can use VMI to construct practical mechanisms as well.

The idea behind VMI is simple and natural. Given a pair of random variables X, Y , mutual information measure takes X and Y 's joint distribution as input and outputs their mutual information. Here (X', Y) is less informative than (X, Y) if we can perform an operation on X to obtain X' and this operation is independent of Y . A mutual information measure is information-monotone if the mutual information between X' and Y is less than that between X and Y . VMI measures how informative a distribution is by measuring the volume of distributions that is less informative than it. That is, the volume mutual information between X and Y is defined as follows:

$$\text{VMI}(X; Y) := \text{Volume}(\{(X'; Y) | (X'; Y) \preceq (X; Y)\}).$$

Like other mutual information, volume mutual information operates on X and Y 's joint distribution. By assigning different densities to the space of joint distributions, we can obtain different formulas of volume mutual information with different properties. In particular, when the density function is a polynomial of the elements in joint distribution, we can obtain a family of polynomial volume mutual information as well.

It's left to optimize over the new VMI-Mechanisms. One way is to directly optimize over the new family. Another way is to optimize over all possible dominantly truthful mechanisms first. Then we can approximate the optimal mechanism (may not be practical) by a sequence of practical, dominantly truthful VMI-Mechanisms. It turns out the second way is easier for this problem. First, we observe that the optimal dominantly truthful payment scheme is a threshold payment scheme: there is a threshold joint distribution U^* and if Alice and Bob's reports' joint distribution is more informative than U^* , they will get a fixed amount of payments, otherwise, they get nothing. This payment scheme only works for an infinite number of tasks where we can perfectly estimate Alice and Bob's reports' joint distribution. However, there exists a sequence of practical VMI-Mechanisms that approximate the optimal threshold payment scheme. The idea is that the threshold payment scheme is a special VMI-Mechanism if we allow the density function to be a Dirac delta function on U^* . To construct a sequence of practical VMI-Mechanisms to approximate the threshold payment scheme, we can use a sequence of polynomials to approximate the Dirac delta function. In the literature of proper scoring rules, there is a beta family of scoring rules [5, 20] which can be used to approximate a threshold scoring rule, "misclassification" scoring. Inspired by this, we pick the multivariate Beta (Dirichlet) family to design a parametric family of VMI and use this family to approximate the optimal threshold payment scheme. This allows us to show that there exists a sequence of practical and dominantly truthful VMI-Mechanisms that are approximately optimal.

To summarize, we contribute

Optimization Goal a tractable effort incentive optimization goal for multi-task peer prediction;

VMI-Mechanisms a novel family of practical, dominantly truthful, prior independent multi-task peer prediction mechanisms, VMI-Mechanisms as well as a novel mutual information family, VMI that generalizes DMI;

¹For example, given a joint distribution $U = \begin{bmatrix} u_{00} & u_{01} \\ u_{10} & u_{11} \end{bmatrix}$ where $u_{ij} = \Pr[X = i, Y = j]$, $(u_{00}u_{11} - u_{10}u_{01})^2$ is a polynomial mutual information.

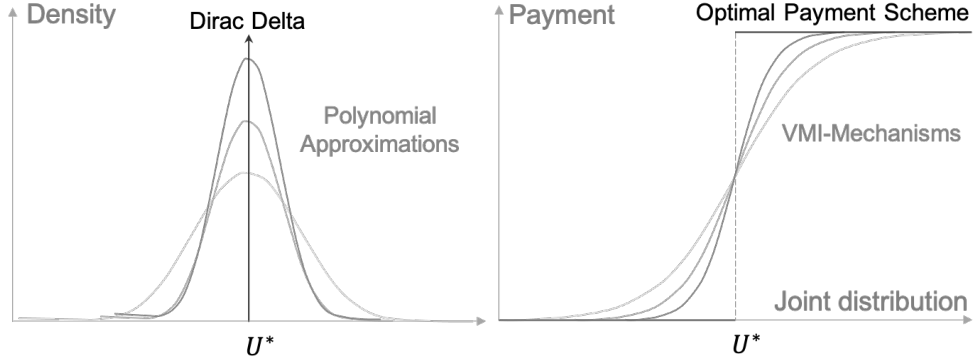


Figure 1: **An illustration of optimizing multi-task peer prediction mechanism:** the above figure illustrates the conceptual idea of optimizing the multi-task peer prediction mechanism. For ease of illustration, we draw the space of the joint distributions as a line though, in fact, it is not. The optimal payment scheme is a threshold function. A VMI-Mechanism corresponds to a density function over the space of the joint distributions. The Dirac delta density leads to the threshold payment scheme. We use a sequence of polynomial densities to approximate the Dirac delta density and use those densities to construct corresponding VMI-Mechanisms. Then we obtain a sequence of practical and dominantly truthful VMI-Mechanisms that approximate the optimal payment scheme.

Approximately Optimal Mechanisms a sequence of approximately optimal practical and dominantly truthful mechanisms, which are constructed by a parametric family of VMI, Dirichlet family of VMI.

The main technical highlight of this work is the construction of VMI, which is designed by a new volume-based method. Previous mutual information measures (e.g. Shannon mutual information) are designed based on proper distance measures and measure how informative a distribution is by its distance to uninformative distributions. Comparing to previous approaches, our new volume-based method has several advantages. First, this method has almost the minimal structure requirement: a partial order structure is sufficient. This allows us to apply this method to more general settings (e.g. non-probabilistic setting). Second, monotonicity comes from the definition and has an intuitive geometric interpretation. Third, we can adjust the information measure’s property by adjusting the density function. For example, we can use polynomial density functions to construct polynomial volume mutual information, which gives us a family of practical dominantly truthful peer prediction mechanisms. None of the distance-based information measures has this polynomial format property. Moreover, the relationship between VMI and density measure is very similar to an increasing function and its derivative (Figure 1). We can easily tune the density to satisfy our preference for the information type. This property significantly eases our construction of approximately optimal multi-task peer prediction mechanisms.

1.1 Related Work

Miller et al. [21] start the literature of peer prediction by considering the setting where the participants are asked a single question (e.g. do you like this restaurant or not?). They design a reward system where truth-telling is a strict equilibrium. However, this original peer prediction work requires the knowledge of the common prior over the participants. Prelec [24] proposes the Bayesian Truth Serum

that removes this prior knowledge requirement by asking the participants to additionally report their forecasts for other people (e.g. what percentage of your peers like this restaurant?). However, Bayesian Truth Serum requires an infinite number of participants. Moreover, the additional forecast report requires additional efforts from the participants and makes the mechanism *non-minimal*. Radanovic and Faltings [26] extend Bayesian Truth Serum to a slightly different setting involving sensors, but still requires a large number of agents. A series of works (e.g. [25, 10, 31, 17]) study how to remove the requirement for a large number of participants, while their mechanisms are non-minimal. Frongillo and Witkowski [11] focus on the design of minimal mechanisms where the participants do not need to report additional forecasts. However, when participants are only assigned a single task, they point out that minimal mechanisms require constraints on the participants’ belief model, i.e., are not *prior-independent*.

Dasgupta and Ghosh [9] start to consider the setting where the participants are assigned multiple similar tasks, the multi-task setting. In contrast to the single-task setting, the multi-task setting enables the design of both *prior-independent* and *minimal* mechanisms. In the multi-task setting, Radanovic et al. [27] use the distribution of reported answers from similar tasks as the prior probability of possible answers, while their mechanism requires the estimation of prior probability from a large number of tasks or participants. Kamble et al. [15] propose a mechanism where the participants can perform only a single task though the total number of tasks is large. However, this mechanism is not dominantly truthful and makes truth-telling only better than any symmetric equilibrium where all participants perform the same strategy. Shnayder et al. [28], Kong and Schoenebeck [18], Liu et al. [19] focus on the setting where there are a small number of participants and show that the dominantly truthful multi-task peer prediction mechanism exists. Kong and Schoenebeck [18] also provide a general information-theoretic framework for the design of the dominantly truthful peer prediction mechanisms. However, they all require the participants to perform an infinite number of tasks.

Kong [16] addresses this issue by proposing the first dominantly truthful mechanism, DMI-Mechanism, which is prior-independent, minimal, and works for two participants and a finite number of tasks (practical). This mechanism is constructed by a new information measure, Determinant Mutual Information (DMI) whose square has a polynomial format. However, the existence of other practical dominantly truthful mechanisms remains to be an open question. This work answers the above question by providing a family of practical dominantly truthful peer prediction mechanisms, as well as a new family of information-monotone mutual information: volume mutual information (VMI), where DMI is a special case.

Regarding optimization in information elicitation, Neyman et al. [22], Hartline et al. [13], Zermeno [32], Merkle and Steyvers [20], Osband [23] focus on optimizing over proper scoring rules. Unlike this work, in the setting of scoring rules, the ground truth will be revealed later and the participants report only once. Cai et al. [6] consider the setting where workers are asked to report a data point and aim to find the optimal statistical estimator with the best effort incentives. We consider a very different setting. Frongillo and Witkowski [11] optimize over single-task peer prediction mechanisms where their mechanisms are not prior-independent and dominantly truthful. In contrast, we focus on the multi-task peer prediction setting where ground truth does not exist and the participants will perform multiple tasks. Moreover, we optimize over prior-independent, dominantly truthful, and practical mechanisms.

2 Problem Statement

We will introduce our setting, strategy model, and optimization goal in this section.

Multi-task Peer Prediction We focus on the setting where there are two participants, Alice and Bob, and a task requester. Alice and Bob are assigned T a priori similar tasks. For each task t , after performing the task, each participant $i = A, B$ will receive a private signal $c_i^t \in \mathcal{C}$ where \mathcal{C} is a size C choice set. For binary questions, $C = 2$. By assuming the tasks are a priori similar, the participants' honest signals $\{(c_A^t, c_B^t)\}_t$ are T i.i.d. samples from random variables (X_A, X_B) whose distribution is denoted by $U_{A,B}$. $U_{A,B}$ can be seen as a $C \times C$ matrix where $U_{A,B}(c_A, c_B)$ is the probability that $(X_A, X_B) = (c_A, c_B)$. A multi-task peer prediction mechanism will take all participants' reports $\{(c_A^t, c_B^t)\}_{t=1}^T$ as input and output their corresponding payments p_A, p_B .

Report Strategy Model Alice may lie and her *strategy* S_A^t for each task t can be seen as a $C \times C$ stochastic matrix where $S_A^t(\hat{c}_A^t, c_A^t)$ is the probability she reports \hat{c}_A^t given that she receives c_A^t . We follow Kong [16] and assume that every participant plays the consistent strategy for all tasks. That is, there exists S_A such that $\forall t, S_A^t = S_A$. We model Bob analogously. With this assumption, not only the participants' honest signals are i.i.d. samples, but also their reported signals are i.i.d. samples from random variables (\hat{X}_A, \hat{X}_B) whose distribution is denoted by $\hat{U}_{A,B}$. A strategy S is uninformative if it is independent of private signals, i.e., $S(\hat{c}, c) = S(\hat{c}, c')$ for all $c, c', \hat{c} \in \mathcal{C}$.

Definition 2.1 (Dominantly truthful). *A multi-task peer prediction mechanism is dominantly truthful if, for all participants, truthful report strategy maximizes her expected payment regardless of other people's strategies; and if she believes other participants tell the truth, the truthful report strategy will be strictly better than uninformative report strategies.*

The second requirement guarantees that the flat payment mechanism is not dominantly truthful. With the above report strategy model, for a dominantly truthful mechanism where Alice's expected payment is represented as $\mathcal{P}_A(\hat{U}_{A,B})$ and Bob's expected payment is represented as $\mathcal{P}_B(\hat{U}_{A,B})$, we have $\forall S_A, S_B, U_{A,B}$,

$$\mathcal{P}_A(S_A U_{A,B} S_B^\top) \leq \mathcal{P}_A(U_{A,B} S_B^\top)$$

and analogously

$$\mathcal{P}_B(S_A U_{A,B} S_B^\top) \leq \mathcal{P}_B(S_A U_{A,B}).$$

The dominant truthfulness guarantees that truth-telling is the best report strategy, given that the participants receive the signals, while it may not give the participants incentive to spend a sufficient amount of effort to perform the tasks. Most previous work's analysis focuses on the setting where the participants do not need to invest any effort to obtain the signals (e.g. Do you like Panda Express). In this case, dominant truthfulness is sufficient. However, for a certain amount of tasks (e.g. online product evaluation, art evaluation), the participants need to invest effort. We will introduce an effort strategy model such that we can properly define the mechanism design goal about incentivizing efforts.

Effort Strategy Model We assume that when Alice and Bob spend full efforts, the joint distribution over their signals is U_G . Alice can pick an effort strategy that leads to an intrinsic noise $N_A \in \mathbb{R}^{C \times C}$ for the signal she observes. That is, $N_A(c', c)$ is the probability that her full effort's

signal is c , while she observes signal c' . Alice's effort is modeled as a function of her intrinsic noise $N_A \in \mathbb{R}^{C \times C}$, $e_A(N_A)$.

The requester's expected *value* for the elicited answers is a function of the underlying joint distribution over Alice and Bob's answers, $v(\hat{U}_{A,B})$. In our model, since both $U_{A,B}$ and $\hat{U}_{A,B}$ can be seen as $C \times C$ matrices, we can represent $\hat{U}_{A,B}$ as follows.

$$\hat{U}_{A,B} = S_A U_{A,B} S_B^\top = S_A N_A U_G N_B^\top S_B^\top.$$

We will make natural monotonicity and continuity assumptions for the value and effort functions. Intuitively, more noisy intrinsic noise requires less effort and leads to less value to the task requester. We will give formal statements for these assumptions in Section 4 after we formally define information-monotonicity in Section 3.

We will optimize over dominantly truthful and practical mechanisms. Thus, once Alice and Bob determine their effort strategies, they will truthfully report their signals. Therefore, we can use $U_{A,B} = N_A U_G N_B^\top$ instead of $\hat{U}_{A,B}$. Then Alice's expected payment is a function of $U_{A,B}$ and denoted by $\mathcal{P}_A(U_{A,B})$. We model Bob analogously.

Example 2.2. *Alice and Bob are assigned primality test tasks², that is, determine whether a number is a prime. Alice has three possible effort strategies which lead to the following intrinsic noises:*

$$\begin{aligned} N_A^0(\text{prime}, \text{prime}) &= .5, N_A^0(\text{prime}, \text{composite}) = .5, e_A(N_A^0) = 0 && \text{(full noise)} \\ N_A^1(\text{prime}, \text{prime}) &= 1, N_A^1(\text{prime}, \text{composite}) = .4, e_A(N_A^1) = 1 && \text{(one-sided noise)} \\ N_A^2(\text{prime}, \text{prime}) &= .8, N_A^2(\text{prime}, \text{composite}) = .2, e_A(N_A^2) = 10 && \text{(two-sided noise)} \end{aligned}$$

and Bob has two possible effort strategies which lead to intrinsic noises $N_B^0 = N_A^0, e_B(N_B^0) = 0$, $N_B^1 = N_A^1, e_B(N_B^1) = 1$.

Regarding the value of the requester, when either Alice or Bob's signal is fully noisy, the requester's value will be zero. For other cases,

$$v(N_A^1 U_G N_B^{1\top}) = 15, v(N_A^2 U_G N_B^{1\top}) = 50$$

Optimization Goal The optimization problem is

$$\begin{aligned} \max_{\mathcal{P}_A, \mathcal{P}_B} \quad & v(U_{A,B}) - \mathcal{P}_A(U_{A,B}) - \mathcal{P}_B(U_{A,B}) && \text{(maximize the requester's expected utility)} \\ \text{s.t.} \quad & U_{A,B} = N_A U_G N_B^\top \\ & N_A \in \arg \max_{N'_A} \mathcal{P}_A(N'_A U_G N_B^\top) - e_A(N'_A) && ((N_A, N_B) \text{ consists of an equilibrium}) \\ & N_B \in \arg \max_{N'_B} \mathcal{P}_B(N_A U_G N'_B^\top) - e_B(N'_B) \end{aligned}$$

If there are multiple equilibria (N_A, N_B) , Alice and Bob will choose the equilibrium that maximizes $\min(\text{Alice's expected utility}, \text{Bob's expected utility})$. If there are multiple equilibria that maximize their min expected utility, we will maximize the lower bound of the requester's utility over those equilibria.

²Though this task has ground-truth, our model and theory are applicable to the setting without ground truth.

We will optimize over all possible $\mathcal{P}_A, \mathcal{P}_B$ which are Alice and Bob’s *expected* payments under *dominantly truthful and practical* mechanisms. That is why the above formula does not involve Alice and Bob’s report strategies. After we find a family of dominantly truthful and practical mechanisms, we can directly optimize the above goal over the family. Another way is to first optimize over all possible dominantly truthful $\mathcal{P}_A, \mathcal{P}_B$, even if there does not exist a practical mechanism which pays $\mathcal{P}_A, \mathcal{P}_B$ in expectation³. Then we can use a sequence of practical mechanisms to approximate the optimal dominantly truthful mechanism. It turns out the second approach is much easier in our setting.

Step 1 Optimal threshold payment: Optimize over all possible dominantly truthful $\mathcal{P}_A, \mathcal{P}_B$ and show that the optimal payment function is a threshold function (Section 4.1);

Step 2 Practical VMI-Mechanisms: Generalize DMI-Mechanism to a family of dominantly truthful and practical mechanisms, VMI-Mechanisms;

Step 2.1 Mechanism design \Rightarrow Mutual information design: Reduce the design of dominantly truthful and practical mechanisms to the design of polynomial information-monotone mutual information measure (Section 2.1);

Step 2.2 VMI construction: Construct information-monotone Volume Mutual Information (VMI) and show that we can obtain polynomial VMI by assigning distribution space a polynomial density (Section 3);

Step 3 Approximating threshold payment via VMI-Mechanisms: Show that the optimal threshold payment corresponds to a special VMI with Dirac delta density; use a sequence of polynomial densities to approximate the Dirac delta density and finally construct corresponding VMI-Mechanisms (Section 4).

2.1 Multi-task Peer Prediction and Mutual Information

In this section, we will show how to employ information-monotone mutual information measures to design dominantly truthful mechanisms. We will also connect polynomial mutual information to the practical mechanism. Then we can reduce the design of the dominantly truthful and practical mechanism to information-monotone polynomial mutual information.

Kong and Schoenebeck [18] introduce an information-theoretic framework, Mutual Information Paradigm (MIP), for the design of dominantly truthful multi-task peer prediction mechanisms. MIP pays each participant the mutual information between her report and her peer’s report. Once the mutual information is information-monotone, each participant will be incentivized to tell the truth to avoid the loss of information. We start to formally define information-monotonicity.

Let $U_{X,Y}$ be a joint distribution over two random variables X and Y . We want to design an information measure MI that takes $U_{X,Y}$ as input and outputs a non-negative real number, which reflects the amount of information contained in X that is related to Y . We also want MI to be *information-monotone*: when X' is “less informative” than X with respect to Y , $\text{MI}(U_{X',Y})$ should be less than $\text{MI}(U_{X,Y})$. Typically, the literature also writes $\text{MI}(U_{X,Y})$ as $\text{MI}(X;Y)$. The following definition is the formal definition of information-monotonicity.

³In other words, we can implement such $\mathcal{P}_A, \mathcal{P}_B$ only if we have the perfect estimation of $\hat{U}_{A,B}$ from infinite number of tasks.

Definition 2.3 (Information-monotonicity). [7] *MI is information-monotone if for every two random variables X, Y , when X' is less informative than X with respect to Y , i.e., X' is independent of Y conditioning X ,*

$$\text{MI}(X'; Y) \leq \text{MI}(X; Y).$$

Mutual information requires the distribution as input while we only have samples. However, since the participants are assumed to be the expected payment maximizer, the unbiased estimator is sufficient.

Unbiased estimator of mutual information Given a mutual information MI , UBE^{MI} is an unbiased estimator of MI with $\geq r$ sample if for every two random variables (X, Y) , when $\{(x_t, y_t)\}_{t=1}^T$ are $T \geq r$ independent samples of (X, Y) ,

$$\mathbb{E}[\text{UBE}^{\text{MI}}(\{(x_t, y_t)\}_{t=1}^T)] = \text{MI}(X; Y).$$

Mutual Information Paradigm(UBE^{MI}) Alice and Bob are assigned $T \geq r$ a priori similar tasks in independent random orders. The participants finish the tasks without any communication.

Report For each task t , Alice privately receives c_A^t and reports \hat{c}_A^t and Bob is analogous.

Payment Alice's payment is

$$p_A := \text{UBE}^{\text{MI}}(\{(\hat{c}_A^t, \hat{c}_B^t)\}_{t=1}^T)$$

where UBE^{MI} is an unbiased estimator of an information-monotone MI that works for $\geq r$ samples. Bob is analogous.

We say agents' prior is informative for MI if the mutual information between their truthful reports are positive, i.e., $\text{MI}(X_A; X_B) > 0$. This assumption is required to guarantee the second property of dominant truthfulness.

Lemma 2.4. *When MI is information-monotone, non-negative, and vanishes for independent random variables, if agents' prior is informative with respect to MI , then the mutual information paradigm UBE^{MI} is dominantly truthful.*

Proof. In expectation, Alice's payment is $\text{MI}(\hat{X}_A; \hat{X}_B)$ which will be maximized if she tells the truth. If agents' prior is informative with respect to MI and Alice believes Bob tells the truth, Alice's expected payment when she tells the truth will be $\geq \text{MI}(X_A; X_B) > 0$. If she reports uninformative signals, her expected payment will be zero since MI vanishes for independent random variables. Thus, the second property of dominant truthfulness is also satisfied. \square

To design a practical dominantly truthful mechanism, the unbiased estimator needs to work for only a finite number of samples. We will show that once the mutual information is a degree d polynomial, it has an unbiased estimator that works for $\geq d$ samples. Currently, the only example of polynomial mutual information is DMI 's square.

Definition 2.5 (Polynomial Mutual Information). *MI is a polynomial mutual information when $\text{MI}(X; Y)$ a multivariate polynomial of the entries of $U_{X,Y}$.*

Definition 2.6 (Determinant based Mutual Information (DMI) [16]). We use $U_{X,Y}$ to denote the matrix format of $U_{X,Y}$,

$$\text{DMI}(X; Y) := |\det(U_{X,Y})|$$

DMI is not a polynomial mutual information while DMI's square is. For example, in the binary case for every joint distribution matrix $U_{X,Y} = \begin{bmatrix} u_{00} & u_{01} \\ u_{10} & u_{11} \end{bmatrix}$, $\text{DMI}(X; Y) = |u_{00}u_{11} - u_{10}u_{01}|$ is not a polynomial while $\text{DMI}^2(X; Y) = (u_{00}u_{11} - u_{10}u_{01})^2$ is a polynomial.

Lemma 2.7. Every degree d polynomial mutual information MI has an unbiased estimator UBE^{MI} for $T \geq d$ samples.

Proof. Every degree d polynomial mutual information MI can be written as the sum of terms of format $\Pr[X = c_1, Y = c'_1] * \Pr[X = c_2, Y = c'_2] * \dots * \Pr[X = c_k, Y = c'_k], k \leq d$.

For each term $\Pr[X = c_1, Y = c'_1] * \Pr[X = c_2, Y = c'_2] * \dots * \Pr[X = c_k, Y = c'_k], k \leq d$, when we have k independent samples $(x_1, y_1), (x_2, y_2), \dots, (x_k, y_k)$ of X, Y , $\prod_{i=1}^k \mathbb{1}(x_i = c_i, y_i = c'_i)$ is an unbiased estimator. Thus, since $k \leq d$, $T \geq d$ independent samples is sufficient to construct an unbiased estimator of each term as well as the sum of these terms MI. \square

The above lemma shows that every degree d polynomial mutual information corresponds to a dominantly truthful peer prediction mechanism that works for $\geq d$ tasks. For example, DMI's square is a degree $2C$ polynomial. DMI-Mechanism [16] is constructed via an unbiased estimator of DMI's square and requires $\geq 2C$ tasks.

3 Volume Mutual Information

This section will introduce the volume method and apply the volume method to obtain a new family of information-monotone mutual information measure, Volume Mutual Information (VMI), which can be polynomials.

3.1 Volume Method

Given a partially ordered set (poset) (L, \preceq) , we define the *lower set* of ℓ 's as

$$\downarrow \ell := \{\ell' | \ell' \in L, \ell' \preceq \ell\}.$$

In discrete case, volume method measures each element by the size of its lower set. In continuous case, we need a monotone measure μ and integral $\int d\mu$ on L . That is, μ assigns higher volume to bigger set and for two integrable real-valued functions $f \leq g$ on X , $\int_X f d\mu \leq \int_X g d\mu$. We defer the basic definitions for measure and integral to appendix.

We assume that all lower sets are measurable with μ . Since the higher-order element has a larger lower set, the volume of each element's lower set

$$V(\ell) := \text{Vol}(\downarrow \ell) := \mu(\downarrow \ell)$$

is a natural monotone function with respect to the partial order. More generally, we define a weighted version:

Definition 3.1 (Volume function). *Given a poset (L, \preceq) with a monotone measure μ and a monotone integral $\int d\mu$ on L , for every integrable non-negative density function $w : L \mapsto \mathbb{R}^+$, we define the volume function that is associated with w as*

$$V^w(\ell) := \text{Vol}^w(\downarrow \ell) := \int_{\downarrow \ell} w(x) d\mu(x).$$

When $w(x) = 1$ everywhere, $V^w(\ell) = V(\ell)$.

Lemma 3.2. *The volume function $V^w : L \mapsto \mathbb{R}^+$ is a non-negative monotone function.*

The above lemma shows that V^w extends a partial order to a total order.

Proof. When $\ell' \preceq \ell$, since \preceq is transitive,

$$\downarrow \ell' \subset \downarrow \ell.$$

Due to the fact that the measure and the integral are monotone, $V^w(\ell)$ is also monotone. □

3.2 Information-monotone Partial Order

To apply the volume method to the design of mutual information, we first use information-monotonicity to define a partial order among the joint distributions. $U_{X',Y} \preceq U_{X,Y}$ iff X' is less informative than X with respect to Y , i.e., X' is independent of Y conditioning X . We will show that this is equivalent to the following definition.

Definition 3.3 ((L, \preceq) for MI). *We define domain L as the set of all possible $C \times C$ joint distribution matrices. $U' \preceq U$ if there exists a column-stochastic⁴ matrix T such that $U' = TU$.*

Example 3.4.

$$\begin{bmatrix} .5 & .5 \\ .5 & .5 \end{bmatrix} U \cong^5 \begin{bmatrix} 0 & 0 \\ 1 & 1 \end{bmatrix} U \preceq \begin{bmatrix} .5 & 0 \\ .5 & 1 \end{bmatrix} U \preceq U.$$

The first equality holds since $\begin{bmatrix} 0 & 0 \\ 1 & 1 \end{bmatrix} = \begin{bmatrix} 0 & 0 \\ 1 & 1 \end{bmatrix} \begin{bmatrix} .5 & .5 \\ .5 & .5 \end{bmatrix}$ and $\begin{bmatrix} .5 & .5 \\ .5 & .5 \end{bmatrix} = \begin{bmatrix} .5 & .5 \\ .5 & .5 \end{bmatrix} \begin{bmatrix} 0 & 0 \\ 1 & 1 \end{bmatrix}$. The second partial order is valid since $\begin{bmatrix} 0 & 0 \\ 1 & 1 \end{bmatrix} = \begin{bmatrix} 0 & 0 \\ 1 & 1 \end{bmatrix} \begin{bmatrix} .5 & 0 \\ .5 & 1 \end{bmatrix}$.

The following lemma shows that designing information-monotone mutual information is equivalent to designing a monotone function on (L, \preceq) .

Lemma 3.5. *MI is information-monotone if and only if MI is a monotone function on (L, \preceq) .*

Proof. We first show the \Leftarrow direction. when X' is less informative than X with respect to Y , i.e., X' is independent of Y conditioning X ,

$$U_{X',Y}(x', y) = \Pr[X' = x', Y = y] = \sum_x \Pr[X' = x' | X = x] \Pr[X = x, Y = y].$$

⁴A matrix T is a column-stochastic matrix iff every entry of T is non-negative and every column of T sums to 1.

⁵If $A \preceq B$ and $B \preceq A$, then $A \cong B$.

Thus, $U_{X',Y} = U_{X'|X}U_{X,Y}$. Since $U_{X'|X}$ is a column-stochastic matrix, $U_{X',Y} \preceq U_{X,Y}$. When MI is a monotone function on (L, \preceq) , MI is information-monotone.

To show the opposite direction, we start from the situation that MI is information-monotone. For every U , for every column-stochastic matrix T , we only need to show there exists X, X', Y such that X' is less informative than X and $U_{X,Y} = U$ and $U_{X',Y} = TU$. We can construct such X, X', Y by setting $\Pr[X = x, X' = x', Y = y] = U_{X,Y}(x, y)U_{X'|X}(x', x)$ for every x, x', y . Here $U_{X,Y}(x, y) := U(x, y)$ and $U_{X'|X}(x', x) := T(x', x)$. It's easy to see that $U_{X',Y} = TU$ and X' is less informative than X for Y .

Thus, $\text{MI}(TU) = \text{MI}(X'; Y) \leq \text{MI}(X; Y) = \text{MI}(U)$. The inequality follows from the fact that MI is information-monotone. Therefore, MI is also monotone on the poset and the \Rightarrow direction is also valid. \square

3.3 Constructing Volume Mutual Information

This section will apply the volume method to obtain a new family of monotone mutual information measures, Volume Mutual Information (VMI). We have already defined the poset. Thus, to apply the volume method, we only need to pick the measure and integral.

We will use Hausdorff measure [29]. Intuitively, to provide a measure for any triangle's area on \mathbb{R}^2 , the 2-dimensional Lebesgue measure \mathcal{L}^2 works. However, \mathcal{L}^2 will assign zero measure to any curve in \mathbb{R}^2 . To provide a measure for a curve's length in \mathbb{R}^2 , we can use the Hausdorff measure \mathcal{H}^1 . We defer more introduction about the basic measure theory to the appendix.

Definition 3.6 ($((L, \preceq, \mu, \int)$ for MI). *We define domain L as the set of all possible $C \times C$ joint distribution matrices. $U' \preceq U$ if there exists a column-stochastic matrix T such that $U' = TU$. We vectorize matrices and transform L to space in \mathbb{R}^{C^2} . We pick μ as the $C(C-1)$ -dimensional⁶ Hausdorff measure $\mathcal{H}^{C(C-1)}$.*

Example 3.7 ($((L, \preceq, \mu, \int)$ in binary case). *The following observation allows us to visually illustrate (L, \preceq, μ, \int) for binary case in Figure 2.*

Observation 3.8. *In binary case, there is an one to one mapping from $[0, 1]^3$ to L . In fact,*

$$L = \left\{ \begin{bmatrix} s & t \\ 1-s & 1-t \end{bmatrix} \begin{bmatrix} p & 0 \\ 0 & 1-p \end{bmatrix} \mid s, t, p \in [0, 1] \right\}.$$

Fixing p , there is an one to one mapping from $[0, 1]^2$ to $\downarrow U_p$ where $U_p = \begin{bmatrix} p & 0 \\ 0 & 1-p \end{bmatrix}$. $\downarrow U_p$ is the space of all joint distribution matrices whose column sum is $(p, 1-p)$ and $L = \{\downarrow U_p \mid p \in [0, 1]\}$.

The proof is deferred to the appendix.

Definition 3.9 (Volume Mutual Information VMI^w). *Given an integrable non-negative density function w , we define the Volume Mutual Information as*

$$\text{VMI}^w(X; Y) := V^w(U_{X,Y}) = \text{Vol}^w(\downarrow U_{X,Y}) = \int_{\downarrow U_{X,Y}} w(x) d\mathcal{H}^{C(C-1)}(x).$$

⁶Though L is a subset of a C^2 dimensional space, in the later sections, we will see the lower set has at most $C(C-1)$ dimension.

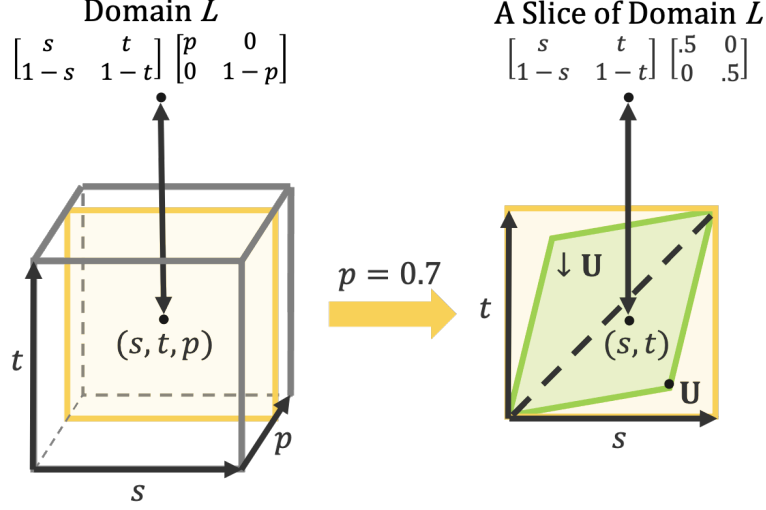


Figure 2: **Visual illustration** (L, \preceq, μ, f) in binary case:

- Domain L : there exists a one to one mapping from the domain L to a unit cube $[0, 1]^3$. Thus, we visualize L as a unit cube. The right square represents a slice of L , $\downarrow U_{.7}$, the space of all joint distribution matrices whose column sum is $(.7, .3)$.
- Lower set $\downarrow U$: for each element U , all $U' \preceq U$ constitute a parallelogram (the light red area) whose endpoints are $\{U, \begin{bmatrix} 0 & 1 \\ 1 & 0 \end{bmatrix} U, \begin{bmatrix} 1 & 1 \\ 0 & 0 \end{bmatrix} U, \begin{bmatrix} 0 & 0 \\ 1 & 1 \end{bmatrix} U\}$. This parallelogram is also called U 's lower set.
- Uninformative set: when $s = t$ (the black dashed line), the distribution represents independent X and Y . In this case, the mutual information should be zero. We call the set of these independent distributions the uninformative set.
- Measure μ : since the lower set is always on a 2-dimensional space, we use the 2-dimensional Hausdorff measure \mathcal{H}^2 to measure the area of the parallelogram in \mathbb{R}^3 .

Aided by programming, we can obtain the explicit formula of VMI (Example 3.13). The choice of density functions affects the property of VMI. Theoretically, we will show that uniform density leads to DMI and polynomial density obtains polynomial VMI (Theorem 3.10), which leads to a family of practical dominantly truthful peer prediction mechanisms (Corollary 3.3). Numerically, we will show the influence of density visually by three concrete binary VMI (Example 3.13). To state the theorem formally, we first give a formal definition for polynomial mutual information.

Theorem 3.10. VMI^w is an information-monotone mutual information. VMI^w is also non-negative and when X and Y are independent, $\text{VMI}^w(X; Y) = 0$. Moreover,

Uniform density with the uniform density, $\text{VMI}(X; Y) \propto \text{DMI}(X; Y)^{C-1}$;

Polynomial density when the density function w is a non-negative degree d_w polynomial, when C is an odd number, VMI^D is a degree $d_w + C(C - 1)$ information-monotone polynomial mutual information and when C is an even number, $\text{DMI} * \text{VMI}^D$ is a degree $d_w + C^2$

information-monotone polynomial mutual information. $(\text{VMI}^D)^2$ is a degree $2(d_w + C(C - 1))$ information-monotone polynomial mutual information.

Every degree d polynomial monotone mutual information directly induce a dominantly truthful multi-task peer prediction mechanism that works for $\geq d$ tasks (Lemma 2.7).

Corollary 3.11. *There exists a family of practical, dominantly truthful and prior-independent multi-task peer prediction mechanisms.*

Proof of Corollary 3.3. Theorem 3.10 shows the existence of a family of polynomial mutual information. Lemma 2.7 shows that each degree d polynomial mutual information MI has an unbiased estimator with $\geq d$ samples. Lemma 2.4 shows that when agents' prior is informative for MI, we can use the above unbiased estimator to construct a dominantly truthful peer prediction mechanism that works for $\geq d$ tasks. \square

We have proved that polynomial VMI can be used to construct practical mechanisms. In Appendix A, we will also provide a concrete example for VMI-Mechanism in the binary case.

Proof outline The fact that VMI^w is information-monotone follows directly from Lemma 3.2 and Lemma 3.5. We will apply the area formula (Fact B.1) to prove the other parts. With the uniform density, to show that $\text{VMI}(X; Y) \propto \text{DMI}(X; Y)^{C-1}$, we only need to show the original volume of the lower set is proportional to $\text{DMI}(X; Y)^{C-1}$. We will construct a proper affine mapping from $\mathbb{R}^{C(C-1)}$ to L and directly apply the area formula to show this result. To show the last part of this theorem, we will write down the integration explicitly and then analyze it. We defer the full proof to the appendix.

3.4 Visualization of Binary Volume Mutual Information

This section will provide a visualization method for all binary mutual information. By using this visualization method, we visualize three new VMIs for three styles of densities (mountain, plain, basin). We additionally visualize two existed mutual information measures in Appendix F.

Definition 3.12 (Contour plots of binary MIs). *In binary case, the mutual information can be seen as a function with 3 variables:*

$$\text{MI}^{3d}(s, t, p; \text{MI}) := \text{MI}\left(\begin{bmatrix} s & t \\ 1-s & 1-t \end{bmatrix} \begin{bmatrix} p & 0 \\ 0 & 1-p \end{bmatrix}\right).$$

To visualize the contour plot in a 2 dimensional space, we fix $p = p_0$ and draw the contours of $\text{MI}^{2d}(s, t; p_0, \text{MI}) := \text{MI}^{3d}(s, t, p_0; \text{MI})$ on slice $p = p_0$.

Figure 3 illustrates the contours for information-monotone MIs and a MI that is not information-monotone.

We use the results of Lemma D.1 and employ the computer to compute the indefinite integration and obtain the explicit formula of VMI^w in the binary case.

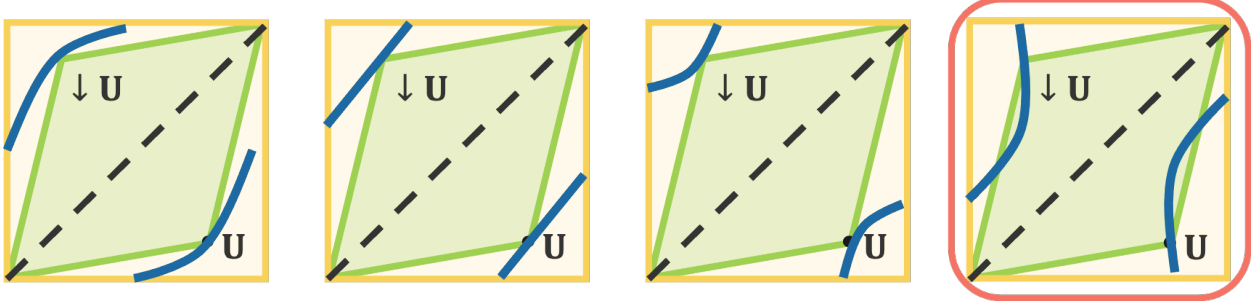


Figure 3: **Information-monotone MI vs Un-information-monotone MI**: the first three figures illustrate the contours of different information-monotone MIs. In these figures, the contours on each element U (the blue lines) must always contain U 's lower set (the green parallelogram). The last figure (with a red frame) illustrates the contours of a MI which is not information-monotone.

Example 3.13. Here we provide three concrete examples to show how the choice of density will affect the corresponding volume mutual information.

We pick the $p_0 = .5$ slice to illustrate the 2-dimensional contour of the VMIs, which is the contour of $MI^{2d}(s, t; .5, VMI^w)$. We will also draw the heatmap of the density function. In the $p_0 = .5$ slice, in the new coordinates, the density function changes to $w^{2d}(s, t) := w\left(\begin{bmatrix} s & t \\ 1-s & 1-t \end{bmatrix} \begin{bmatrix} .5 & 0 \\ 0 & .5 \end{bmatrix}\right)$.

1. **Mountain** $w\left(\begin{bmatrix} a & b \\ c & d \end{bmatrix}\right) = 16abcd$, $w^{2d}(s, t) = s(1-s)t(1-t)$:

This density function is called “Mountain” since the center has a higher density than its surroundings. The highest density will be obtained when $s = t = .5$.

$$\begin{aligned} VMI^w(U) = & 2|\det(U)| \left(\frac{8u_{00}^2}{15}u_{01}^2 + \frac{4u_{01}}{3}u_{00}^2u_{11} + \frac{4u_{00}^2}{9}u_{11}^2 \right. \\ & + \frac{4u_{00}}{3}u_{01}^2u_{10} + \frac{40u_{00}}{9}u_{01}u_{10}u_{11} + \\ & \left. \frac{4u_{00}}{3}u_{10}u_{11}^2 + \frac{4u_{01}^2}{9}u_{10}^2 + \frac{4u_{01}}{3}u_{10}^2u_{11} + \frac{8u_{10}^2}{15}u_{11}^2 \right) \end{aligned}$$

2. **Plain** $w\left(\begin{bmatrix} a & b \\ c & d \end{bmatrix}\right) = 1$, $w^{2d}(s, t) = 1$:

$$VMI^w(U) = 2|\det(U)|$$

3. **Basin** $w\left(\begin{bmatrix} a & b \\ c & d \end{bmatrix}\right) = 3((a - .25)^2 + (b - .25)^2)$, $w^{2d}(s, t) = \frac{3}{4}((s - .5)^2 + (t - .5)^2)$:

This density function is called “Basin” since the center has a lower density than its surroundings. The lowest density will be obtained when $s = t = .5$.

$$\begin{aligned} VMI^w(U) = & 2|\det(U)| (u_{00}^2 + 1.5u_{00}u_{10} + u_{01}^2 + 1.5u_{01}u_{11} \\ & + u_{10}^2 + u_{11}^2 - 0.375) \end{aligned}$$

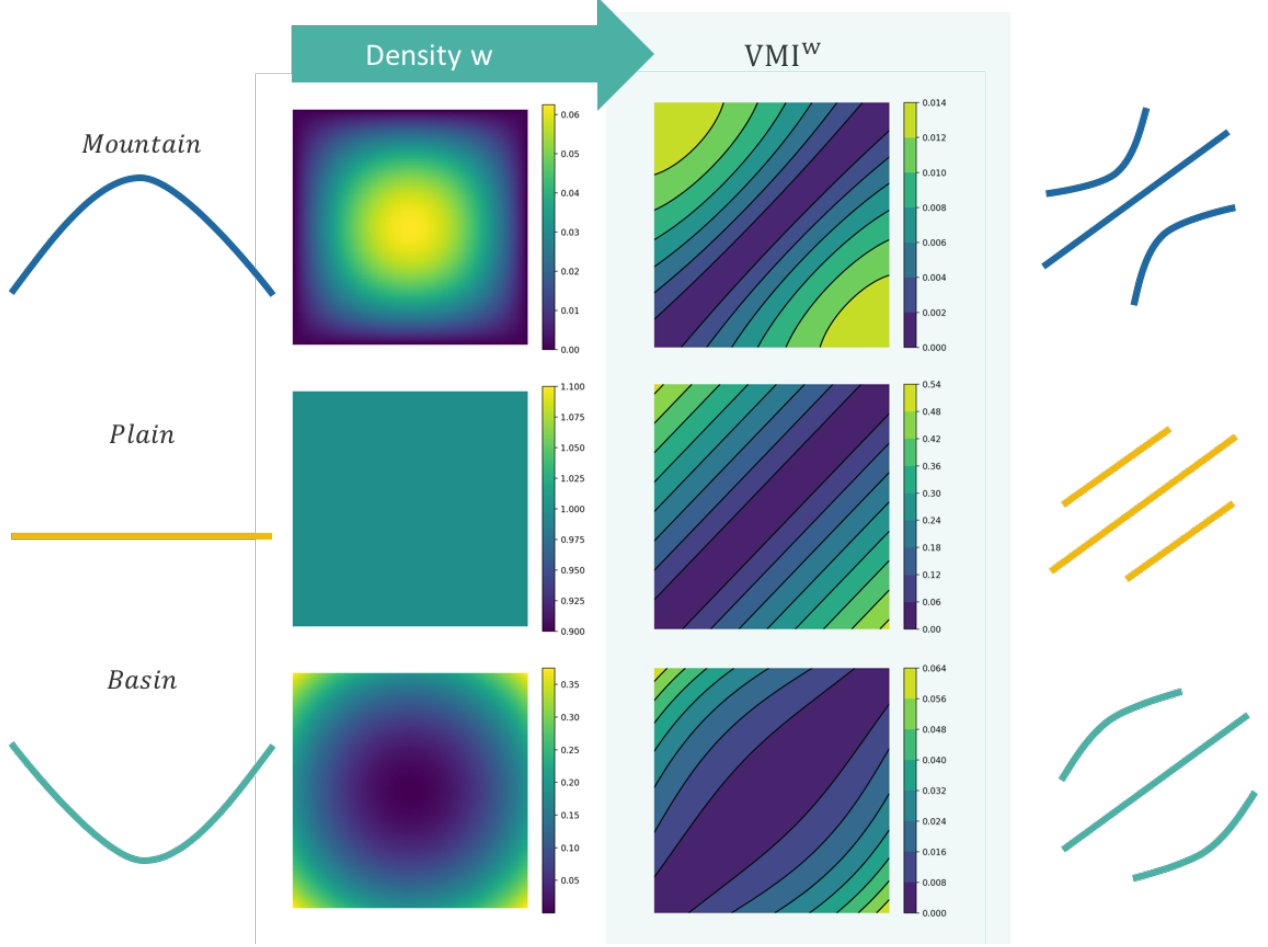


Figure 4: **From density function w to VMI^w** : the left column shows the heatmaps of the density functions w and the right column shows the contours of their corresponding VMI^w s. The “plain” shape density has uniform density everywhere. Its corresponding VMI, DMI, has the parallel lines “|||” as contours. The “mountain” shape density has the highest density in the center. This will lead to a VMI whose contour is like “|)”. Compared with “|||”, This “|)” shape contour will punish one-sided noise (e.g. say “like” when “like”, say “hate” w.p. $\frac{1}{2}$ when “hate”) more. The “basin” shape density has the lowest density in the center. This will lead to a VMI whose contour is like “(|)”. Compared with “|||”, This “(|)” shape contour will punish two-sided noise more.

The visualizations of w and VMI^w are presented in Figure 4.

The above example also provides three concrete polynomial mutual information by multiplying $|\det(U)|$ to each of them. The plain one corresponds to DMI’s square while the mountain and basin density provide two new polynomial mutual information for the binary case, which leads to two new practical dominantly truthful peer prediction mechanisms (see an example in Appendix A).

4 Optimizing Multi-task Peer Prediction

We can finally start to use VMI to construct the optimal multi-task peer prediction. We first present several natural assumptions.

Assumption 4.1 (Information-monotonicity, continuous value/effort, and finite effort level choices). *We assume that the effort functions and value functions and information-monotone in the sense that*

$$\forall U' \preceq U, v(U') \leq v(U), v(U'^\top) \leq v(U^\top);$$

$$\forall^7 N' \preceq N, e_A(N') \leq e_A(N), e_B(N') \leq e_B(N)$$

which implies that post-processing the data does not require any effort or increase the value. We additionally assume that the value/effort function is continuous and both Alice and Bob pick their effort strategies from a finite discrete set.

We put our running example back here and will show that in this example, DMI is not optimal.

Example 4.2. *Alice and Bob are assigned primality test tasks, that is, determine whether a number is a prime. Alice has three possible effort strategies which lead to the following intrinsic noises:*

$$N_A^0(\text{prime}, \text{prime}) = .5, N_A^0(\text{prime}, \text{composite}) = .5, e_A(N_A^0) = 0 \quad (\text{full noise})$$

$$N_A^1(\text{prime}, \text{prime}) = 1, N_A^1(\text{prime}, \text{composite}) = .4, e_A(N_A^1) = 1 \quad (\text{one-sided noise})$$

$$N_A^2(\text{prime}, \text{prime}) = .8, N_A^2(\text{prime}, \text{composite}) = .2, e_A(N_A^2) = 10 \quad (\text{two-sided noise})$$

and Bob has two possible effort strategies which lead to intrinsic noises $N_B^0 = N_A^0, e_B(N_B^0) = 0, N_B^1 = N_A^1, e_B(N_B^1) = 1$.

Regarding the value of the requester, when either Alice or Bob's signal is fully noisy, the requester's value will be zero. For other cases,

$$v(N_A^1 U_G N_B^{1\top}) = 15, v(N_A^2 U_G N_B^{1\top}) = 50$$

DMI is not optimal In this example, $N_A^1 = \begin{bmatrix} 1 & .4 \\ 0 & .6 \end{bmatrix}$ and $N_A^2 = \begin{bmatrix} .8 & .2 \\ .2 & .8 \end{bmatrix}$ have the same determinant, thus, DMI-Mechanism must reward Alice the same amount of payment no matter Alice pick the one-sided noise effort or two-sided noise effort. Then as long as the expected payment is greater than 1, Alice must pick the one-sided noise since it requires much less effort. However, the requester values the other choice, the two-sided one, much more even if the requester should pay more. Later we will show, unlike DMI-mechanism which is less pleasant to the requester in this setting, a series of VMI-mechanisms can approximately make the requester obtain the optimal utility.

4.1 Optimal Threshold Payment

We will show that the optimal expected payment function is a threshold function. First, we observe that the requester should pay at least the participants' efforts. Thus, in the above example, the requester's utility will be at most either $15 - 1 - 1 = 13$ or $50 - 10 - 1 = 39$. This observation is formalized as follows.

⁷We can naturally extend Definition 3.3 to the space of all column-stochastic matrices, i.e, effort strategies. That is, for two column-stochastic matrices $N' \preceq N$ if there exists a column-stochastic matrix T such that $N' = TN$.

Observation 4.3. *The requester expected utility must be less than*

$$v^* := \max_{N_A, N_B} v(U_{A,B}) - e_A(N_A) - e_B(N_B), U_{A,B} = N_A U_G N_B^\top$$

Proof. The participants are willing to participate if and only if their expected utility is positive. In such case,

$$\begin{aligned}\mathcal{P}_A(N_A U_G N_B^\top) &> e_A(N_A) \\ \mathcal{P}_B(N_A U_G N_B^\top) &> e_B(N_B)\end{aligned}$$

Thus, the requester's utility is less than

$$v(U_{A,B}) - e_A(N_A) - e_B(N_B)$$

which is less than

$$\max_{N_A, N_B} v(U_{A,B}) - e_A(N_A) - e_B(N_B), U_{A,B} = N_A U_G N_B^\top.$$

□

We pick optimal U^*, N_A^*, N_B^* such that $U^* = N_A^* U_G N_B^{*\top}$ where

$$N_A^*, N_B^* \in \arg \max_{N_A, N_B} v(U_{A,B}) - e_A(N_A) - e_B(N_B).$$

We assume that U^* is *non-degenerate*, i.e., $\det(U^*) \neq 0$. By setting U^* as a threshold and just pay the efforts participants make will be optimal. The result is formalized in the following proposition. In the above example, the threshold can be set as $N_A^2 U_G N_B^{1\top}$. This guarantees that Alice picks the desired two-sided noise effort and the requester will obtain the optimal utility 50-1-10=39.

Proposition 4.4. *For all $\epsilon > 0$, by setting Alice's expected payment function as*

$$\mathcal{P}_A(U) = (e_A(N_A^*) + \epsilon) \mathbb{1}(U \succeq U^*)$$

and Bob's expected payment function as

$$\mathcal{P}_B(U) = (e_B(N_B^*) + \epsilon) \mathbb{1}(U^\top \succeq U^{*\top}),$$

the requester will obtain at least an almost optimal utility $v^ - 2\epsilon$ and the payment is bounded by $e_A(N_A^*) + e_B(N_B^*) + 2\epsilon$.*

Proof. First, if Alice and Bob choose an equilibrium where their joint distribution U does not satisfy $U \succeq U^*$ or $U^\top \succeq U^{*\top}$, then one of them will obtain 0 utility. Thus, if there exist equilibria that lead to $U \succeq U^*, U^\top \succeq U^{*\top}$ and both of them can obtain a strictly positive utility, then Alice and Bob must pick one of such equilibria, since we assume they will pick the equilibrium that maximizes $\min(\text{Alice's expected utility, Bob's expected utility})$. We will show that such equilibrium exists by showing that N_A^*, N_B^* is such an equilibrium. When Bob plays N_B^* , to obtain a strictly positive utility, Alice must play an effort strategy N_A such that the corresponding joint distribution is more informative than U^* from Alice's side, that is, $N_A U_G N_B^{*\top} \succeq U^* = N_A^* U_G N_B^{*\top}$. Then there exists T such that $T N_A U_G N_B^{*\top} = N_A^* U_G N_B^{*\top}$ which implies that $T N_A = N_A^*$ since U^* is non-degenerate. Thus, we have $N_A \succeq N_A^*$. Since the effort function is monotone, $e_A(N_A) \geq e_A(N_A^*)$, N_A^* is a best effort strategy for Alice when Bob plays N_B^* . The analysis for Bob's side is analogous. Thus, (N_A^*, N_B^*) is an equilibrium. Combining the above analysis, the requester's utility will be at least $v(U^*) - e_A(N_A^*) - e_B(N_B^*) - 2\epsilon = v^* - 2\epsilon$. □

However, there does not exist any finite-number-of-tasks mechanism which pays the above optimal threshold function in expectation. Therefore, we will approximate this function by a series of polynomial mutual information and then employ mutual information paradigm to construct the corresponding mechanism.

A naive attempt is to compute the polynomial approximation of the threshold function directly. However, the obtained polynomial approximation may not be information-monotone thus cannot induce the dominant truthfulness. Thus, instead of computing a polynomial approximation of the threshold function directly, we will compute a polynomial approximation of the “derivative” of the threshold function, a Dirac delta function, and then use the approximation as density to construct the corresponding polynomial volume mutual information.

4.2 Approximating the Optimal Threshold Payments via VMI-Mechanisms

To formally state our approximation process, we first give a formal definition for slice whose intuition has been illustrated in Figure 2.

Definition 4.5 (Slice). For all joint distribution U , we define $u_j := \sum_i u_{ij}$ as the sum of the j^{th} column of U . We use $\text{slice}(U)$ to define the space of joint distributions whose column sums are the same as U . That is, $\text{slice}(U) := \{U' | \forall j, u'_j = u_j\}$. In Figure 2, $\text{slice}(U)$ is the slice that contains U .

We define a Dirac delta function δ_{U^*} such that $\forall U \neq U^*, \delta_{U^*}(U) = 0$, for all open set $O \subset \text{slice}(U^*)$ that contains U^* , $\int_O \delta_{U^*}(U) dU = 1$. When we use the Dirac delta function as density, the corresponding VMI will be a threshold function $\mathbb{1}(U \succeq U^*)$.

Approximation of the Optimal Payment The process has three steps.

Step 1: Polynomial approximation for Dirac delta Given degree k , we obtain an polynomial approximation ϕ_k, ψ_k for $\delta_{U^*}, \delta_{U^* \top}$

Step 2: Using the polynomial density to construct VMI When C is even, we set the expected payment function as

$$\mathcal{P}_A(U) = (e_A(N_A^*) + \epsilon)(\text{VMI}^{\phi_k}(U))^2, \mathcal{P}_B(U) = (e_B(N_B^*) + \epsilon)(\text{VMI}^{\psi_k}(U^\top))^2,$$

when C is odd, we set the expected payment function as

$$\mathcal{P}_A(U) = (e_A(N_A^*) + \epsilon)\text{VMI}^{\phi_k}(U), \mathcal{P}_B(U) = (e_B(N_B^*) + \epsilon)\text{VMI}^{\psi_k}(U^\top).$$

Step 3: Constructing the VMI-Mechanisms We set the mechanism correspondingly: when C is even,

$$p_A = (e_A(N_A^*) + \epsilon)\text{UBE}^{(\text{VMI}^{\phi_k})^2}(\{(\hat{c}_A^t, \hat{c}_B^t)\}_{t=1}^T), \mathcal{P}_B(U) = (e_B(N_B^*) + \epsilon)\text{UBE}^{(\text{VMI}^{\psi_k})^2}(\{(\hat{c}_B^t, \hat{c}_A^t)\}_{t=1}^T);$$

when C is odd,

$$p_A = (e_A(N_A^*) + \epsilon)\text{UBE}^{\text{VMI}^{\phi_k}}(\{(\hat{c}_A^t, \hat{c}_B^t)\}_{t=1}^T), \mathcal{P}_B(U) = (e_B(N_B^*) + \epsilon)\text{UBE}^{\text{VMI}^{\psi_k}}(\{(\hat{c}_B^t, \hat{c}_A^t)\}_{t=1}^T).$$

We use the square of $(\text{VMI}^{\phi_k}(U))^2$ when C is even to guarantee that it is a polynomial based on the results of Theorem 3.10. It's left to construct a polynomial approximation for Dirac delta density. We will use a Dirichlet distribution family-based VMI to construct the polynomial distribution. As we mentioned before, we are inspired by a beta family of scoring rules [5, 20] which are used to approximate a threshold scoring rule, “misclassification” scoring.

Dirichlet/Multivariate Beta distribution We first introduce Dirichlet distributions.

Definition 4.6 (Dirichlet distribution [2]). *Given $K \geq 2$, for all parameters $\beta = \beta_1, \beta_2, \dots, \beta_K > 0$, the Dirichlet distribution $\text{Dir}(\beta_1, \beta_2, \dots, \beta_K)$ is defined as a continuous multivariate probability distribution with density*

$$w^\beta(x_1, x_2, \dots, x_K) = \frac{1}{B(\beta)} \prod_i x_i^{\beta_i - 1}$$

with respect to Lebesgue measure on \mathbb{R}^{K-1} where $\sum_k x_k = 1, x_k \geq 0$ and $B(\cdot)$ is the beta function.

Fact 4.7 (Mean/Variance of Dirichlet-distributed variables [2]). *For $\text{Dir}(\beta_1, \beta_2, \dots, \beta_K)$ -distributed random variables (X_1, X_2, \dots, X_K) , the mean of X_k is $\frac{\beta_k}{\sum_i \beta_i}$ and the variance of X_k is $\frac{\frac{\beta_k}{\sum_i \beta_i} (1 - \frac{\beta_k}{\sum_i \beta_i})}{\sum_i \beta_i + 1}$.*

Dirichlet family of VMI We define a parametric family of VMI where the density function is inspired from Dirichlet distributions.

Definition 4.8 (Dirichlet family of VMI). *We define the Dirichlet family of volume mutual information, VMI^{w^α} , by parameterizing the density function as*

$$w^\alpha(U) = \frac{1}{C(\alpha)} \prod_{ij} u_{ij}^{\alpha_{ij} - 1}$$

regarding parameters $\alpha := \{\alpha_{ij} > 0, i, j \in [C]\}$ and $C(\alpha)^8$ is a normalizing constant such that the volume of $\text{slice}(\alpha/\alpha)$ be 1, i.e., $\int_{x \in \text{slice}(\alpha/\alpha)} w^\alpha(x) d\mathcal{H}^{C(C-1)}(x) = 1$.

Lemma 4.9. *Given a joint distribution U^* , we set $\alpha(U^*) = \{\alpha u_{ij}^*, i, j \in [C], \alpha > 0\}$, for all U such that $U^* \notin \partial \downarrow U$,*

$$\lim_{\alpha \rightarrow \infty} \text{VMI}^{w^{\alpha(U^*)}}(U) = \mathbb{1}(U \succeq U^*)$$

where $\partial \downarrow U$ is the boundary of $\downarrow U$.

To prove the above lemma, we first observe that for $U \notin \text{slice}(U^*)$ (which is definitely not more informative than U^*), VMI at U is less than the volume of $\text{slice}(U)$. Then we will show that the volume of $\text{slice}(U)$ goes to zero, which implies that VMI at U goes to zero. For joint distribution on $\text{slice}(U^*)$, we will show that the density function restricted to $\text{slice}(U^*)$ is a probability density over C independent Dirichlet-distributed random variables and we can show that it converges in distribution to constant U^* at continuous point, which leads to the above lemma's results. We defer the formal proof to Appendix D.

Note that the convergence happens only for U whose lower set's boundary does not contain the special U^* such that it has zero measure in the limit to guarantee continuity. Then if we set $U^* = U^*$ directly, the VMI at U^* will not converge to 1. Thus, instead, we will use a lower-bound of U^* as a substituted threshold such that the VMI at U^* converges to one and the requester's value will only be sacrificed a little bit by using $\mathbb{1}(U \succeq U^*)$ instead of $\mathbb{1}(U \succeq U^*)$.

We formally state the polynomial approximation part here. Figure 5 presents an illustration.

Polynomial approximation for Dirac delta Given the optimal U^* , we pick a non-degenerate

$$N_A^* U_G N_B^* =: U^* \prec U^* = N_A^* U_G N_B^* \text{ such that } v(U^*) \geq v(U^*) - \epsilon, e_A(N_A^*) \geq e_A(N_A^*) - \epsilon,$$

⁸In fact, the proof of Lemma 4.9 shows that $C(\alpha) \propto \prod_{ij} \alpha_{ij}^{\alpha_{ij} - 1} * B(\alpha_j)$ where $\alpha := \sum_{ij} \alpha_{ij}$, $\alpha_j := \sum_i \alpha_{ij}$, $\alpha_j = (\alpha_{1j}, \alpha_{2j}, \dots)$.

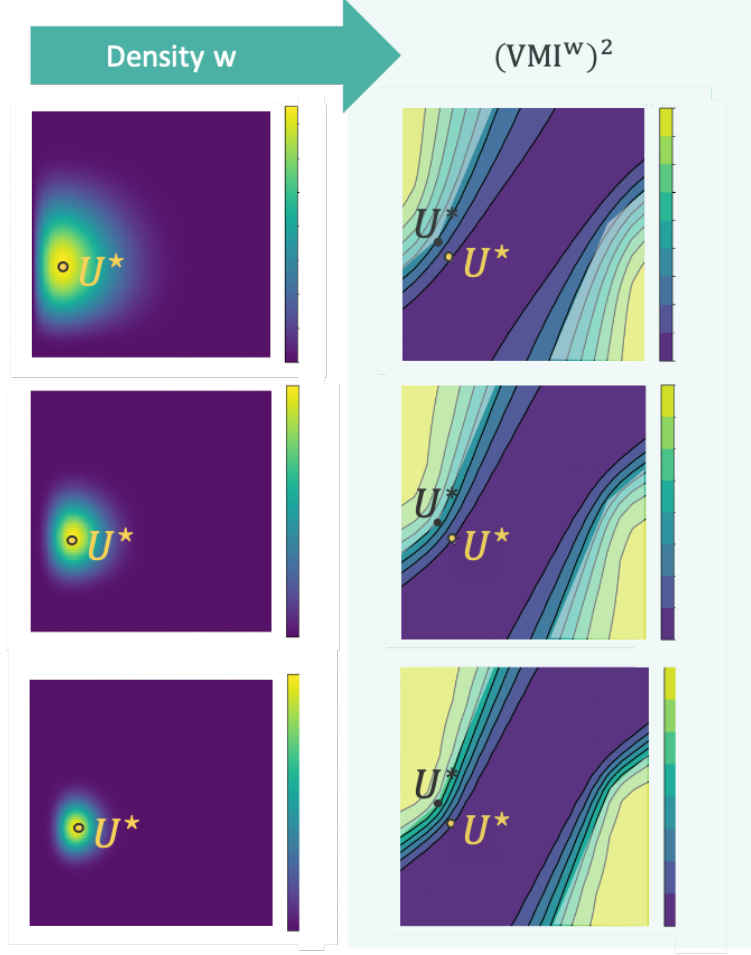


Figure 5: **Polynomial approximation of OPT threshold function:** We aim to approximate the optimal $\mathbb{1}(U \succeq U^*)$, which is shown as the light white area in the figures. To guarantee that convergence happens at U^* , we use U^* 's substituted threshold $U^* = \begin{bmatrix} .2 & .1 \\ .3 & .4 \end{bmatrix}$. The density is $w^{\alpha(U^*)}(U) \propto u_{00}^{2\alpha-1} u_{01}^{1\alpha-1} u_{10}^{3\alpha-1} u_{11}^{4\alpha-1}$ and $\alpha = 20, 50, 100$ from top to bottom. The right side shows the contours of $(\text{VMI}^w)^2$, which are guaranteed to be polynomial. As α increases, the density becomes more concentrated on U^* and the corresponding volume mutual information becomes closer to the optimal $\mathbb{1}(U \succeq U^*)$.

$U^* \notin \partial \downarrow U^*$, and all numbers in U^* are rational, as the substituted threshold. Given proper integer $\alpha > 0$ such that all $\{\alpha U_{ij}^*, i, j \in [C]\}$ are integers, we use $\phi_\alpha := w^{\alpha(U^*)}$ as our polynomial approximations. We define ψ_α analogously.

We can always find such U^* since we assumed that U^* is non-degenerate and the value/effort function is continuous. We will use the above polynomial approximation to construct the corresponding VMI, as well as the VMI-Mechanism. To have the result that sufficiently large $\alpha > 0$ will lead to an almost optimal utility for the requester, we need to relax the equilibrium requirement for the effort strategy profile to δ -equilibrium in the optimization goal.

Definition 4.10 (δ -equilibrium). *A strategy profile is a δ -equilibrium if for each agent, given other*

agent's strategy, she cannot change her strategy to improve her expected utility by more than δ .

The relaxation guarantees that in the mechanism which approximately pays participants in a threshold manner in expectation, the effort strategy profile (N_A^*, N_B^*) at the threshold can still be considered by the participants. Note that we do not need any relaxed solution concept for agents' report strategies.

Theorem 4.11. *For all $\delta > \epsilon > 0$, there exists sufficiently large $\alpha > 0$ such that when C is even (odd), $T \geq 2(\alpha - C)$ ($T \geq \alpha - C$), mechanism*

$$p_A = (e_A(N_A^*) + \epsilon) \text{UBE}^{(\text{VMI}^{\phi_\alpha})^2}(\{(\hat{c}_A^t, \hat{c}_B^t)\}_{t=1}^T), \mathcal{P}_B(U) = (e_B(N_B^*) + \epsilon) \text{UBE}^{(\text{VMI}^{\psi_\alpha})^2}(\{(\hat{c}_B^t, \hat{c}_A^t)\}_{t=1}^T)$$

$$(p_A = (e_A(N_A^*) + \epsilon) \text{UBE}^{\text{VMI}^{\phi_\alpha}}(\{(\hat{c}_A^t, \hat{c}_B^t)\}_{t=1}^T), \mathcal{P}_B(U) = (e_B(N_B^*) + \epsilon) \text{UBE}^{\text{VMI}^{\psi_\alpha}}(\{(\hat{c}_B^t, \hat{c}_A^t)\}_{t=1}^T))$$

is practical, dominantly truthful and prior-independent. If we relax the equilibrium requirement for effort strategy profile to δ -equilibrium in the optimization goal, the requester can obtain at least an almost optimal utility $v^ - 4\epsilon$.*

Proof. To distinguish, we denote the substituted threshold U^* for Alice's (Bob's) side as U_A^* (U_B^*). First, if Alice and Bob choose an equilibrium where their joint distribution U does not satisfy $U \succeq U_A^*$ or $U^\top \succeq U_B^{\star\top}$, then one of them's expected payment will converge to zero due to Lemma 4.9 (note that if $U \not\succeq U_A^*$, then we must have $U_A^* \notin \partial \downarrow U$ such that the convergence happens at U ; Bob's side is analogous). Moreover, both Alice and Bob pick their effort strategies from a finite discrete set. Thus, if there exist equilibria that lead to $U \succeq U_A^*, U^\top \succeq U_B^{\star\top}$ and both of them can obtain a strictly positive utility in the limit, then Alice and Bob must pick one of such equilibria with sufficiently large α , since we assume they will pick the equilibrium that maximizes $\min(\text{Alice's expected utility, Bob's expected utility})$. We will show that such equilibrium exists when we relax to δ -equilibrium. In fact, we will show that (N_A^*, N_B^*) is such a δ -equilibrium.

Note that except $\text{slice}(U_A^*)$, other slices' volume will go to zero when α goes to infinity (Lemma 4.9). Moreover, the volume of $\text{slice}(U_A^*)$ is one due to our definition for normalization constant. Thus, Alice's expected payment is bounded by $e_A(N_A^*) + \epsilon + o(1)$. Moreover, when Bob chooses N_B^* , to obtain a strictly positive utility in the limit, Alice must play N_A such that $N_A U_G N_B^* \succeq U_A^* = N_A^* U_G N_B^*$. Due to the fact that U_A^* is non-degenerate, $N_A \succeq N_A^*$. Thus, Alice needs to spend at least $e_A(N_A^*) \geq e_A(N_A^*) - \epsilon$ effort. This implies that Alice's utility is bounded by $2\epsilon + o(1)$. Moreover, since we pick $U_A^* \prec U^*, U_A^* \notin \partial \downarrow U^*$, we have

$$\lim_{\alpha \rightarrow \infty} \text{VMI}^{w^{\alpha(U_A^*)}}(U^*) = \mathbb{1}(U^* \succeq U_A^*) = 1$$

whose square will also converge to 1. Therefore, when Bob chooses N_B^* , choosing N_A^* will give Alice $e_A(N_A^*) + \epsilon - o(1)$ payment and $\epsilon - o(1)$ utility. We have analogous analysis for Bob's side. Thus, given $\delta > \epsilon > 0$, for sufficiently large $\alpha > 0$, (N_A^*, N_B^*) is a δ -equilibrium. Combining the above analysis, the requester's utility will be at least $v(U^*) - \epsilon - e_A(N_A^*) - \epsilon - e_B(N_B^*) - \epsilon - o(1) \geq v(U^*) - e_A(N_A^*) - e_B(N_B^*) - 3\epsilon - o(1) \geq v^* - 4\epsilon$ for sufficiently large α .

It's left to analyze the requirement for the number of tasks. For even C , the degree of the polynomials $(\text{VMI}^{\phi_\alpha})^2, (\text{VMI}^{\psi_\alpha})^2$ is $2(\alpha - C^2 + C(C - 1)) = 2(\alpha - C)$, thus we only need at least $2(\alpha - C)$ tasks to implement the above mechanism. For odd C , since $\text{VMI}^{\phi_\alpha}, \text{VMI}^{\psi_\alpha}$ are already polynomials and we can use them directly such that we only need $\alpha - C$ number of tasks. \square

5 Conclusion and Discussion

We propose a natural effort incentive optimization goal for multi-task peer prediction. With this goal, we prove that if we can perfectly estimate the joint distribution over the participants' answers with infinite number of tasks, the ideal optimal payment is a threshold payment. With only a finite number of tasks, we show that there always exists a sequence of dominantly truthful and practical multi-task peer prediction mechanisms, VMI-Mechanisms, that are approximately optimal.

The main technical ingredient in this work is a novel construction of a new family of mutual information measures, VMI, based on volume-based method. Essentially, the volume method reduces the challenge of monotone information measure design to the definition of information-monotonicity. One future direction is to apply the volume method to other settings (e.g. a non-probabilistic setting).

The approximation gradually increases the requirement for the number of tasks. When given the constraint for the number of tasks, a future direction is to use a computer-aided approach to optimize over VMI-Mechanisms directly. Another future direction is to show that in practice when we do not perfectly know the threshold, we can use proper densities (e.g. a smaller α with more uncertainty) to obtain robust results.

Moreover, we provide a visualization that eases the understanding of mutual information measures. Additionally, this visualization naturally leads to a visual way to fully classify all monotone mutual information in the binary case by the shape of contours. We hope this visualization in binary can also provide insights for the non-binary case.

References

- [1] Syed Mumtaz Ali and Samuel D Silvey. 1966. A general class of coefficients of divergence of one distribution from another. *Journal of the Royal Statistical Society. Series B (Methodological)* (1966), 131–142.
- [2] N. Balakrishnan. 2006. *Continuous multivariate distributions*. Continuous multivariate distributions.
- [3] Patrick Billingsley. 2013. *Convergence of probability measures*. John Wiley & Sons.
- [4] Lev M Bregman. 1967. The relaxation method of finding the common point of convex sets and its application to the solution of problems in convex programming. *USSR computational mathematics and mathematical physics* 7, 3 (1967), 200–217.
- [5] A. Buja, W. Stuetzle, and Y. Shen. 2005. Loss functions for binary class probability estimation and classification: structure and application. (2005).
- [6] Y. Cai, C. Daskalakis, and C. H. Papadimitriou. 2014. Optimum Statistical Estimation with Strategic Data Sources. *Eprint Arxiv* 42, 5 (2014), 590–595.
- [7] Thomas M Cover and Joy A Thomas. 2006. Elements of information theory 2nd edition. (2006).
- [8] Imre Csiszár, Paul C Shields, et al. 2004. Information theory and statistics: A tutorial. *Foundations and Trends® in Communications and Information Theory* 1, 4 (2004), 417–528.
- [9] Anirban Dasgupta and Arpita Ghosh. 2013. Crowdsourced judgement elicitation with endogenous proficiency. In *Proceedings of the 22nd international conference on World Wide Web*. International World Wide Web Conferences Steering Committee, 319–330.
- [10] Boi Faltings, Radu Jurca, Pearl Pu, and Bao Duy Tran. 2014. Incentives to counter bias in human computation. In *Second AAAI Conference on Human Computation and Crowdsourcing*.
- [11] Rafael M. Frongillo and Jens Witkowski. 2017. A Geometric Perspective on Minimal Peer Prediction. *ACM Trans. Economics and Comput.* 5, 3 (2017), 17:1–17:27. <https://doi.org/10.1145/3070903>
- [12] Tilmann Gneiting and Adrian E Raftery. 2007. Strictly proper scoring rules, prediction, and estimation. *J. Amer. Statist. Assoc.* 102, 477 (2007), 359–378.
- [13] Jason D. Hartline, Yingkai Li, Liren Shan, and Yifan Wu. 2020. Optimization of Scoring Rules. *CoRR* abs/2007.02905 (2020). arXiv:2007.02905 <https://arxiv.org/abs/2007.02905>
- [14] Harold V. Henderson and S. R. Searle. 1981. The vec-permutation matrix, the vec operator and Kronecker products: a review. *Linear and Multilinear Algebra* 9, 4 (1981), 271–288. <https://doi.org/10.1080/03081088108817379> arXiv:<https://doi.org/10.1080/03081088108817379>
- [15] Vijay Kamble, Nihar Shah, David Marn, Abhay Parekh, and Kannan Ramachandran. 2015. Truth Serums for Massively Crowdsourced Evaluation Tasks. *arXiv preprint arXiv:1507.07045* (2015).
- [16] Yuqing Kong. 2020. Dominantly Truthful Multi-task Peer Prediction with a Constant Number of Tasks. In *Proceedings of the Fourteenth Annual ACM-SIAM Symposium on Discrete Algorithms*. SIAM, 2398–2411.

- [17] Yuqing Kong and Grant Schoenebeck. 2018. Equilibrium Selection in Information Elicitation without Verification via Information Monotonicity. In *9th Innovations in Theoretical Computer Science Conference, ITCS 2018, January 11-14, 2018, Cambridge, MA, USA (LIPIcs, Vol. 94)*, Anna R. Karlin (Ed.). Schloss Dagstuhl - Leibniz-Zentrum fuer Informatik, 13:1–13:20. <https://doi.org/10.4230/LIPIcs.ITCS.2018.13>
- [18] Yuqing Kong and Grant Schoenebeck. 2019. An Information Theoretic Framework For Designing Information Elicitation Mechanisms That Reward Truth-telling. *ACM Trans. Econ. Comput.* 7, 1, Article 2 (Jan. 2019), 33 pages. <https://doi.org/10.1145/3296670>
- [19] Y. Liu, J. Wang, and Y. Chen. 2020. Surrogate Scoring Rules. In *EC '20: The 21st ACM Conference on Economics and Computation*.
- [20] E. C. Merkle and M. Steyvers. 2013. Choosing a Strictly Proper Scoring Rule. *Decision Analysis* 10, 4 (2013), 292–304.
- [21] N. Miller, P. Resnick, and R. Zeckhauser. 2005. Eliciting informative feedback: The peer-prediction method. *Management Science* (2005), 1359–1373.
- [22] Eric Neyman, Georgy Noarov, and S Matthew Weinberg. 2020. Binary Scoring Rules that Incentivize Precision. *arXiv preprint arXiv:2002.10669* (2020).
- [23] Kent Osband. 1989. Optimal forecasting incentives. *Journal of Political Economy* 97, 5 (1989), 1091–1112.
- [24] D. Prelec. 2004. A Bayesian Truth Serum for subjective data. *Science* 306, 5695 (2004), 462–466.
- [25] Goran Radanovic and Boi Faltings. 2014. Incentives for truthful information elicitation of continuous signals. In *Twenty-Eighth AAAI Conference on Artificial Intelligence*.
- [26] Goran Radanovic and Boi Faltings. 2015. Incentive schemes for participatory sensing. In *Proceedings of the 2015 International Conference on Autonomous Agents and Multiagent Systems*. International Foundation for Autonomous Agents and Multiagent Systems, 1081–1089.
- [27] Goran Radanovic, Boi Faltings, and Radu Jurca. 2016. Incentives for Effort in Crowdsourcing Using the Peer Truth Serum. *ACM Trans. Intell. Syst. Technol.* 7, 4, Article 48 (March 2016), 28 pages. <https://doi.org/10.1145/2856102>
- [28] Victor Shnayder, Arpit Agarwal, Rafael Frongillo, and David C Parkes. 2016. Informed truthfulness in multi-task peer prediction. In *Proceedings of the 2016 ACM Conference on Economics and Computation*. ACM, 179–196.
- [29] Leon Simon et al. 1983. *Lectures on geometric measure theory*. The Australian National University, Mathematical Sciences Institute.
- [30] Robert L Winkler. 1969. Scoring rules and the evaluation of probability assessors. *J. Amer. Statist. Assoc.* 64, 327 (1969), 1073–1078.
- [31] J. Witkowski and D. Parkes. 2012. A robust Bayesian Truth Serum for small populations. In *Proceedings of the 26th AAAI Conference on Artificial Intelligence (AAAI 2012)*.
- [32] Luis Zermeno. 2011. A principal-expert model and the value of menus. *unpublished paper, Massachusetts Institute of Technology* 4 (2011).

A A New Practical Dominantly Truthful Mechanism

We have proved that polynomial VMI can be used to construct practical mechanism. Here we will also provide a concrete example in the binary case. We use a new polynomial binary mutual information VMI^* to construct a new peer prediction mechanism in the binary case. Our results work for non-binary case, this example uses the binary case for ease of illustration. We pick the “Mountain” case (Example 3.13) and multiply $\det(U)$ to obtain a new polynomial binary mutual information VMI^* .

$$\begin{aligned} \text{VMI}^*(X; Y) = & 2(u_{00}u_{11} - u_{01}u_{10})^2 \left(\frac{8u_{00}^2}{15}u_{01}^2 + \frac{4u_{01}}{3}u_{00}^2u_{11} + \frac{4u_{00}^2}{9}u_{11}^2 \right. \\ & + \frac{4u_{00}}{3}u_{01}^2u_{10} + \frac{40u_{00}}{9}u_{01}u_{10}u_{11} + \\ & \left. \frac{4u_{00}}{3}u_{10}u_{11}^2 + \frac{4u_{01}^2}{9}u_{10}^2 + \frac{4u_{01}}{3}u_{10}^2u_{11} + \frac{8u_{10}^2}{15}u_{11}^2 \right) \end{aligned}$$

where $U = \begin{bmatrix} u_{00} & u_{01} \\ u_{10} & u_{11} \end{bmatrix}$ is the joint distribution matrix of X, Y .

It’s hard to tell that VMI^* satisfies the information-monotonicity from the above formula while VMI^* ’s contour plot (Figure 6) intuitively shows the monotonicity. Section 3.4 shows that VMI^* is information-monotone from its construction. With VMI^* ’s formula, we can construct a new constant-round dominantly truthful mechanism in the binary case by paying the participants the unbiased estimator of VMI^* . Previously, DMI-Mechanism is the only known constant-round dominantly truthful mechanism.

VMI*-Mechanism n participants are assigned $T \geq 8$ a priori similar tasks. The participants finish the tasks without any communication.

Report For each task t , each participant i privately receives c_i^t and reports \hat{c}_i^t .

Payment For every two agents $i \neq j \in [n]$, we arbitrarily pick 8 tasks and $E_t(c, c')$ is a binary indicator event such that $E_t(c, c') = 1$ if for task t , agent i ’s answer is c and agent j ’s answer is c' . Otherwise, $E_t(c, c') = 0$. We define

$$\begin{aligned} p_{ij} := & 2(E_1(0, 0)E_2(1, 1) - E_1(0, 1)E_2(1, 0))(E_3(0, 0)E_4(1, 1) - E_3(0, 1)E_4(1, 0)) \\ & \left(\frac{8E_5(0, 0)E_6(0, 0)}{15}E_7(0, 1)E_8(0, 1) + \frac{4E_5(0, 1)}{3}E_6(0, 0)E_7(0, 0)E_8(1, 1) \right. \\ & + \frac{4E_5(0, 0)E_6(0, 0)}{9}E_7(1, 1)E_8(1, 1) + \frac{4E_5(0, 0)}{3}E_6(0, 1)E_7(0, 1)E_8(1, 0) \\ & + \frac{40E_5(0, 0)}{9}E_6(0, 1)E_7(1, 0)E_8(1, 1) + \frac{4E_5(0, 0)}{3}E_6(1, 0)E_7(1, 1)E_8(1, 1) \\ & + \frac{4E_5(0, 1)E_6(0, 1)}{9}E_7(1, 0)E_8(1, 0) + \frac{4E_5(0, 1)}{3}E_6(1, 0)E_7(1, 0)E_8(1, 1) \\ & \left. + \frac{8E_5(1, 0)E_6(1, 0)}{15}E_7(1, 1)E_8(1, 1) \right) \end{aligned}$$

Agent i ’s payment is $p_i := \sum_{j \neq i \in [n]} p_{ij}$

The above mechanism is a special mutual information paradigm by using VMI^* 's unbiased estimator. According to Lemma 2.4, VMI^* -Mechanism is dominantly truthful, prior-independent and works for ≥ 8 tasks.

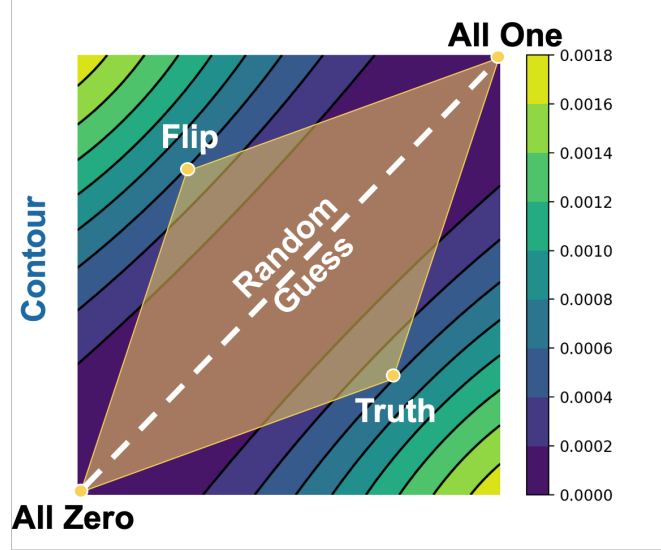


Figure 6: Illustration for VMI^* -Mechanism: Alice and Bob participate in the mechanism. Fixing Bob's strategy, when U is the joint distribution over Bob and honest Alice's reports, Alice's strategy \mathbf{S} corresponds to joint distribution $\mathbf{S}U$. We draw the contours of VMI^* on the slice on U and visualize Alice's strategy simultaneously. All strategies consist of a light yellow parallelogram with four pure strategies as vertices: truth-telling, always flipping the answer, always answering zero, always answering one. From the plot, when Alice tells the truth or always flips her answer, she will be paid the highest. When Alice reports uninformative answer like always saying zero/one or random guessing without looking at the questions, she will be paid zero, i.e., the lowest.

B Basic Measure Theory

This section introduces several basic concepts in measure theory for rigorousness. However, a measure is just a generalization of the concepts of traditional length, area, and volume. Thus, readers can skip this section and still understand the proof in an intuitive way.

Measure, integral and monotonicity [29] We first introduce the concept of measure space (X, Σ, μ) . Intuitively, this measure space provides a way to measure the *volume* of the set X 's subset. We then introduce the concept of integral. Intuitively, when the X has a density, integral allows us to measure the *volume* of the set X 's subset with this density. We require the definition of measure and integral to satisfy monotonicity: any set's volume must be greater than its subset's volume.

Let X be a set. Σ is a collection of X 's subsets that contains X itself and is closed under complement and countable unions. μ is a non-negative function $\Sigma \rightarrow \mathbb{R}^+$. The members of Σ are called *measurable* sets. For every $A \in \Sigma$, $\mu(A)$ can be seen as A 's *volume*. We require the μ here to satisfy *monotonicity*: for every two measurable sets $A_1 \subset A_2$, $\mu(A_1) \leq \mu(A_2)$. We call (X, Σ, μ) is a measure space.

We also need the definition of *integral* such that there exists a class of integrable functions f where $\int_X f d\mu$ is well-defined. We require this integral definition to satisfy monotonicity as well: for two integrable real-valued functions $f \leq g$ on X ,

$$\int_X f d\mu \leq \int_X g d\mu.$$

For a non-negative integrable function w on X , $\int_A w d\mu$ can be seen as A 's volume with density w .

Lebesgue measure and Hausdorff measure [29] Here we introduce two measures for the Euclidean space and their relationship. Intuitively, to provide a measure for any triangle's area on \mathbb{R}^2 , the 2-dimensional Lebesgue measure \mathcal{L}^2 works. However, \mathcal{L}^2 will assign zero to the measure of any curve in \mathbb{R}^2 . To provide a measure for any curve's length in \mathbb{R}^2 , we need the Hausdorff measure \mathcal{H}^1 .

Formally, the Lebesgue measure \mathcal{L}^n is a measure on \mathbb{R}^n . The \mathcal{L}^n of the unit cube $[0, 1]^n$ is 1. The Hausdorff measure $\mathcal{H}^m, m \leq n$ is a m -dimensional measure on \mathbb{R}^n . It agrees with the classical mapping area of an embedded manifold, but it is defined for all subsets of \mathbb{R}^n . For Euclidean space, we use the Lebesgue measure as the default measure. That is, $\int_{E \subset \mathbb{R}^n} f(x) dx := \int_{E \subset \mathbb{R}^n} f(x) d\mathcal{L}^n(x)$.

One commonly used technique in integration is *change of variables*, which needs the *area formula*. For example, when we map a square in \mathbb{R}^2 into a parallelogram in \mathbb{R}^3 via an affine transformation. The area formula shows how to calculate the area of the parallelogram (Figure 7).

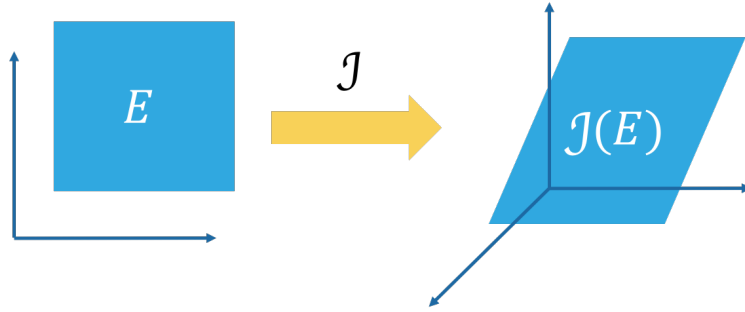


Figure 7: An affine transformation \mathcal{J} maps a set E in \mathbb{R}^2 to $\mathcal{J}(E)$ in \mathbb{R}^3 . The area formula will give the ratio of these two sets' areas. We use the Lebesgue measure \mathcal{L}^2 to measure the area of E and the Hausdorff measure \mathcal{H}^2 to measure the area of $\mathcal{J}(E)$.

Fact B.1. (*Area Formula/Change of Variables [29]*) Let $\mathcal{J} : \mathbb{R}^m \mapsto \mathbb{R}^n, m \leq n$ be a one to one affine transformation where $\mathcal{J}(\mathbf{v}) = \mathbf{J}\mathbf{v} + \mathbf{v}_0$. Let $E \subset \mathbb{R}^m$ be a measurable set and $f : E \mapsto \mathbb{R}^+$ be an integrable function, then

$$\int_{\mathcal{J}(E)} f(\mathcal{J}^{-1}(\mathbf{v}')) d\mathcal{H}^m(\mathbf{v}') = \int_E f(\mathbf{v}) \sqrt{\det(\mathbf{J}^\top \mathbf{J})} d\mathcal{L}^m(\mathbf{v}) = \int_E f(\mathbf{v}) \sqrt{\det(\mathbf{J}^\top \mathbf{J})} d\mathbf{v}$$

Corollary B.2. Let $\mathcal{J} : \mathbb{R}^m \mapsto \mathbb{R}^n, m \leq n$ be a one to one affine transformation where $\mathcal{J}(\mathbf{v}) = \mathbf{J}\mathbf{v} + \mathbf{v}_0$. Let $E \subset \mathbb{R}^m$ be a measurable set, then by defining $\text{Vol}(E) := \mathcal{L}^m(E)$, $\text{Vol}(\mathcal{J}(E)) := \mathcal{H}^m(\mathcal{J}(E))$,

$$\text{Vol}(\mathcal{J}(E)) = \sqrt{\det(\mathbf{J}^\top \mathbf{J})} \text{Vol}(E)$$

C Proof of Theorem 3.10

The part 1, VMI^w is information-monotone and non-negative, follows directly from Lemma 3.2 and Lemma 3.5. To show VMI^w vanishes on independent variables, notice that the uninformative distributions form a $C - 1$ -space whose dimension is strictly less than $C(C - 1)$. Thus, the $C(C - 1)$ -Hausdorff measure gives it zero volume. To show the rest of the results, here we introduce two linear algebra operations and their properties that the proof will use.

C.1 Some Linear Algebra Operations

Kronecker product The Kronecker product [14] of matrix $\mathbf{A} = [A_{ij}]_{ij} \in \mathbb{R}^{m \times n}$ and matrix $\mathbf{B} \in \mathbb{R}^{p \times q}$ is defined as a $mp \times nq$ matrix such that $\mathbf{A} \otimes \mathbf{B} = \begin{bmatrix} A_{11}\mathbf{B} & \cdots & A_{1n}\mathbf{B} \\ \cdots & \cdots & \cdots \\ A_{n1}\mathbf{B} & \cdots & A_{nn}\mathbf{B} \end{bmatrix}$

Fact C.1. [14] Here are several properties of the Kronecker product.

- *Transpose:* $(\mathbf{A} \otimes \mathbf{B})^\top = \mathbf{A}^\top \otimes \mathbf{B}^\top$
- *Determinant:* let \mathbf{A} be a $n \times n$ matrix and \mathbf{B} be a $m \times m$ matrix,

$$\det((\mathbf{A} \otimes \mathbf{B})) = \det(\mathbf{A})^m \det(\mathbf{B})^n$$

- *Mixed-product:* $(\mathbf{A} \otimes \mathbf{B})(\mathbf{C} \otimes \mathbf{D}) = (\mathbf{AC}) \otimes (\mathbf{BD})$

Vectorization For a matrix $\mathbf{A} \in \mathbb{R}^{m \times n}$, the vectorization [14] of \mathbf{A} is defined as a $m*n$ -dimensional column vector $\text{vec}(\mathbf{A})$ by stacking all column vectors of \mathbf{A} one under the other. For example, when

$$\mathbf{A} = \begin{bmatrix} 1 & 3 \\ 2 & 4 \end{bmatrix}, \text{vec}(\mathbf{A}) = \begin{bmatrix} 1 \\ 2 \\ 3 \\ 4 \end{bmatrix}.$$

Fact C.2. [14] $\text{vec}(\mathbf{ABC}) = (\mathbf{C}^\top \otimes \mathbf{A})\text{vec}(\mathbf{B})$

Proof of the Part 2: VMI provides an interpretation of DMI: $\text{DMI}^{C-1} \propto \text{VMI}$ In this part, we show that $\text{VMI}(X; Y) \propto \text{DMI}(X; Y)^{C-1}$.

Proof.

$$\text{VMI}(X; Y) = \text{Vol}(\downarrow U_{X,Y}) = \mathcal{H}^{C(C-1)}(\downarrow U_{X,Y})$$

For simplicity, we replace $U_{X,Y}$ by U . It's left to calculate the volume of $\downarrow U$. We will show that for every U , $\mathcal{H}^{C(C-1)}(\downarrow U) \propto |\det(U)|^{C-1}$. We will first show that $\downarrow U$ is an affine mapping \mathcal{J} from a subset E in $\mathbb{R}^{C(C-1)}$ whose volume is non-zero and bounded. E is also independent of U . With the corollary of the area formula, the volume of $\downarrow U$ will be proportional to $\sqrt{\det(\mathbf{J}^\top \mathbf{J})}$. It's only left to show that $\sqrt{\det(\mathbf{J}^\top \mathbf{J})} \propto |\det(U)|^{C-1}$.

Constructing E For each column-stochastic matrix T , we define $T_* := T(1 : C - 1, 1 : C)$. Let E be the set of all possible $\text{vec}(T_*)$. Note that E is in $\mathbb{R}^{C(C-1)}$. The following claim shows that the volume of E is non-zero and bounded.

Claim C.3.

$$0 < \text{Vol}(E) := \mathcal{L}^{C(C-1)}(E) < 1$$

Proof. The set of T_* denotes all $(C - 1) \times C$ matrix whose every entry is non-negative and every column sums to a real number in $[0, 1]$. Thus, $\text{Vol}(E) < 1$ and for a $C(C - 1)$ vector, if its every entry is in $[0, \frac{1}{C}]$, then it must be in E . Therefore,

$$\text{Vol}(E) := \mathcal{L}^{C(C-1)}(E) \geq \int_{t_1=0}^{\frac{1}{C}} \int_{t_2=0}^{\frac{1}{C}} \cdots \int_{t_{C(C-1)}=0}^{\frac{1}{C}} dt_1 dt_2 \cdots dt_{C(C-1)} > 0$$

Thus, $0 < \text{Vol}(E) < 1$. □

Constructing \mathcal{J} We start to construct an affine mapping \mathcal{J} from E to $\downarrow U$. Since every column of T sums to 1, we can represent $\text{vec}(T)$ as an affine transformation of $\text{vec}(T_*)$:

$$\text{vec}(T) = (\mathbf{I} \otimes \mathbf{W})\text{vec}(T_*) + \mathbf{c}_0$$

Here \mathbf{I} is a $C \times C$ identity matrix. \mathbf{W} is a $C \times (C - 1)$ matrix, which is a $(C - 1) \times (C - 1)$ identity matrix with an additional all -1 row:

$$\mathbf{W} := \begin{bmatrix} 1 & 0 & \cdots & 0 \\ 0 & 1 & \cdots & 0 \\ \cdots & \cdots & \cdots & \cdots \\ 0 & 0 & \cdots & 1 \\ -1 & -1 & \cdots & -1 \end{bmatrix}$$

\mathbf{c}_0 is a $C(C-1)$ -dimensional column vector where all entries are zero except that the $C^{th}, 2C^{th}, 3C^{th}, \dots$ entries are all one.

For each element $\text{vec}(TU) \in \downarrow U$,

$$\begin{aligned} \text{vec}(TU) &= (U^\top \otimes \mathbf{I})\text{vec}(T) \\ &= (U^\top \otimes \mathbf{I})((\mathbf{I} \otimes \mathbf{W})\text{vec}(T_*) + \mathbf{c}_0) \\ &= (U^\top \otimes \mathbf{W})\text{vec}(T_*) + (U^\top \otimes \mathbf{I})\mathbf{c}_0 \end{aligned}$$

The first equality uses Fact C.2 and the third equality uses Fact C.1.

Therefore, $\downarrow U$ is the image of E with an affine transformation. The corresponding matrix $\mathbf{J} = U^\top \otimes \mathbf{W}$.

By applying the area formula (Fact B.1),

$$\begin{aligned}
\text{Vol}(\downarrow U) &= \mathcal{H}^{C(C-1)}(\downarrow U) \\
&= \sqrt{\det(\mathbf{J}^\top \mathbf{J})} \text{Vol}(E) \\
&= \sqrt{\det((UU^\top) \otimes (\mathbf{W}^\top \mathbf{W}))} \text{Vol}(E) \tag{Fact C.1}
\end{aligned}$$

$\mathbf{W}^\top \mathbf{W}$'s dimension is $(C-1) \times (C-1)$ and UU^\top 's dimension is $C \times C$. Moreover, $\mathbf{W}^\top \mathbf{W} = \mathbf{I} + \mathbf{1}$ where $\mathbf{1}$ is a $(C-1) \times (C-1)$ matrix whose entries are all 1. By Gaussian elimination and induction, we can show that the determinant of $\mathbf{W}^\top \mathbf{W}$ is C . Therefore, based on the determinant property of Kronecker product (Fact C.1), we have

$$\begin{aligned}
\text{Vol}(\downarrow U) &= \sqrt{\det((UU^\top) \otimes (\mathbf{W}^\top \mathbf{W}))} \text{Vol}(E) \\
&= C^{\frac{C}{2}} |\det(U)|^{C-1} \text{Vol}(E) \\
&\propto |\det(U)|^{C-1} \tag{0 < \text{Vol}(E) < 1}
\end{aligned}$$

□

Proof of Part 3: Polynomial Volume Mutual Information In this part, we will show that when the density function w is a non-negative degree d_w polynomial, when C is an odd number, VMI^D is a degree $d_w + C^{C-1}$ polynomial and when C is an even number, $\text{DMI} * \text{VMI}^D$ is a degree $d_w + C^C$ polynomial. Moreover, $\text{DMI} * \text{VMI}^D$ is also information-monotone.

Proof. The proof of part 2 shows that $\downarrow U$ is an affine mapping \mathcal{J} from a subset E . Recall that E is the set of all possible $\text{vec}(T_*)$ where $T_* := T(1 : C-1, 1 : C)$. We also proved that $\sqrt{\det(\mathbf{J}^\top \mathbf{J})} = C^{\frac{C}{2}} |\det(U)|^{C-1}$. Thus, by changing the variables, we have

$$\begin{aligned}
\text{VMI}^w(U) &= \int_{x \in \downarrow U} w(x) d\mathcal{H}^{C(C-1)}(x) \\
&= C^{\frac{C}{2}} |\det(U)|^{C-1} \int_{\forall j, t_{1j} + t_{2j} + \dots + t_{c-1,j} \leq 1, \forall i, t_{ij} \geq 0} w(TU) (\Pi_j dt_{1j} dt_{2j} \dots dt_{c-1,j})
\end{aligned}$$

When $w(U)$ is a degree d_w polynomial of entries of U , then $w(TU)$ is also a polynomial of the entries of U and T . Moreover, fixing T , $w(TU)$ is still a degree d_w polynomial for U .

$w(TU)$ can be written as the sum of terms of format $h(T)U_{c_1, c'_1}U_{c_2, c'_2} \dots U_{c_k, c'_k}$, $k \leq d_w$. We can take out $U_{c_1, c'_1}U_{c_2, c'_2} \dots U_{c_k, c'_k}$ and only integrate $h(T)$. Thus, after integration,

$$\int_{\forall j, t_{1j} + t_{2j} + \dots + t_{c-1,j} \leq 1, \forall i, t_{ij} \geq 0} w(TU) (\Pi_j dt_{1j} dt_{2j} \dots dt_{c-1,j})$$

is still a degree d_w formula for U 's entries. Note that when C is an odd number, $|\det(U)|^{C-1} = (\det(U))^{C-1}$ is a degree $C(C-1)$ polynomial. When C is even number, we can multiply DMI to

avoid the absolute $|\cdot|$ symbol but still keep the information-monotonicity (the multiplication of two non-negative monotone functions are still monotone). Therefore, when C is an odd number, VMI^D is a degree $d_w + C(C-1)$ polynomial. When C is an even number, $\text{DMI} * \text{VMI}^D$ is a degree $d_w + C^2$ polynomial and an information-monotone measure.

□

D Additional proofs

Observation 3.8. *In the binary case, there is a one to one mapping from $[0, 1]^3$ to L . In fact,*

$$L = \left\{ \begin{bmatrix} s & t \\ 1-s & 1-t \end{bmatrix} \begin{bmatrix} p & 0 \\ 0 & 1-p \end{bmatrix} \mid s, t, p \in [0, 1] \right\}.$$

Fixing p , there is an one to one mapping from $[0, 1]^2$ to $\downarrow U_p$ where $U_p = \begin{bmatrix} p & 0 \\ 0 & 1-p \end{bmatrix}$ and $L = \{\downarrow U_p \mid p \in [0, 1]\}$.

Proof. We use L_1 to denote $\left\{ \begin{bmatrix} s & t \\ 1-s & 1-t \end{bmatrix} \begin{bmatrix} p & 0 \\ 0 & 1-p \end{bmatrix} \mid s, t, p \in [0, 1] \right\}$.

It's easy to verify that $\begin{bmatrix} s & t \\ 1-s & 1-t \end{bmatrix} \begin{bmatrix} p & 0 \\ 0 & 1-p \end{bmatrix}$ is a joint distribution matrix. Thus, $L_1 \subset L$ and we have a natural mapping $U = \begin{bmatrix} s & t \\ 1-s & 1-t \end{bmatrix} \begin{bmatrix} p & 0 \\ 0 & 1-p \end{bmatrix}$ from $(s, t, p) \in [0, 1]^3$ to $U \in L$. For another direction, for every $U = \begin{bmatrix} u_{00} & u_{01} \\ u_{10} & u_{11} \end{bmatrix}$, we can set $p = u_{00} + u_{10}$ and $s = \frac{u_{00}}{p}$, $t = \frac{u_{01}}{1-p}$ such that

$$\begin{bmatrix} s & t \\ 1-s & 1-t \end{bmatrix} \begin{bmatrix} p & 0 \\ 0 & 1-p \end{bmatrix} = U.$$

Thus, $L \subset L_1$ and there is a mapping from $U = \begin{bmatrix} u_{00} & u_{01} \\ u_{10} & u_{11} \end{bmatrix} \in L$ to $(s = \frac{u_{00}}{u_{00}+u_{10}}, t = \frac{u_{01}}{1-(u_{00}+u_{10})}, p = u_{00} + u_{10}) \in [0, 1]^3$. □

Lemma D.1. *In binary case,*

$$\begin{aligned} \text{VMI}^w(U) &= 2|\det(U)| \int_{s=0}^1 \int_{t=0}^1 w\left(\begin{bmatrix} s & t \\ 1-s & 1-t \end{bmatrix} U\right) ds dt \\ &= 2|u_{00}u_{11} - u_{10}u_{01}| \int_{s=0}^1 \int_{t=0}^1 w\left(\begin{bmatrix} s & t \\ 1-s & 1-t \end{bmatrix} \begin{bmatrix} u_{00} & u_{01} \\ u_{10} & u_{11} \end{bmatrix}\right) ds dt \end{aligned}$$

Proof. Let E be $[0, 1]^2$ and

$$\begin{aligned}\mathcal{J}(s, t) &:= \text{vec}\left(\begin{bmatrix} s & t \\ 1-s & 1-t \end{bmatrix} \begin{bmatrix} u_{00} & u_{01} \\ u_{10} & u_{11} \end{bmatrix}\right) \\ &= \begin{bmatrix} u_{00} & u_{10} \\ -u_{00} & -u_{10} \\ u_{01} & u_{11} \\ -u_{01} & -u_{11} \end{bmatrix} \begin{bmatrix} s \\ t \end{bmatrix} + \begin{bmatrix} 0 \\ u_{00} + u_{10} \\ 0 \\ u_{01} + u_{11} \end{bmatrix}\end{aligned}$$

By applying the area formula (Fact B.1), we have

$$\begin{aligned}\text{VMI}^w(U) &= \int_{x \in \downarrow U} w(x) d\mathcal{H}^2(x) \\ &= 2|\det(U)| \int_{s=0}^1 \int_{t=0}^1 w\left(\begin{bmatrix} s & t \\ 1-s & 1-t \end{bmatrix} U\right) ds dt \\ &= 2|u_{00}u_{11} - u_{10}u_{01}| \int_{s=0}^1 \int_{t=0}^1 w\left(\begin{bmatrix} s & t \\ 1-s & 1-t \end{bmatrix} \begin{bmatrix} u_{00} & u_{01} \\ u_{10} & u_{11} \end{bmatrix}\right) ds dt\end{aligned}$$

□

Lemma 4.9. *Given a joint distribution U^\star , we set $\alpha(U^\star) = \{\alpha u_{ij}^\star, i, j \in [C], \alpha > 0\}$, for all U such that $U^\star \notin \partial \downarrow U$,*

$$\lim_{\alpha \rightarrow \infty} \text{VMI}^{w^{\alpha(U^\star)}}(U) = \mathbb{1}(U \succeq U^\star)$$

where $\partial \downarrow U$ is the boundary of $\downarrow U$.

Proof of Lemma 4.9. We first show that for $U \notin \text{slice}(U^\star)$, $\lim_{\alpha \rightarrow \infty} \text{VMI}^{w^{\alpha(U^\star)}}(U) = 0$.

$$\begin{aligned}\text{VMI}^{w^{\alpha(U^\star)}}(U) &\leq \text{Vol}^{w^{\alpha(U^\star)}}(\text{slice}(U)) \\ &= \int_{x \in \text{slice}(U)} w^{\alpha(U^\star)}(x) d\mathcal{H}^{C(C-1)}(x) \\ &= \frac{1}{C(\alpha)} \int_{\forall j, \sum_i x_{ij} = \sum_i u_{ij}} \Pi_{ij} x_{ij}^{\alpha_{ij}-1} d\mathcal{H}^{C(C-1)}(x) \\ &= \frac{1}{C(\alpha)} \Pi_j \left(\int_{\sum_i x_{ij} = u_j} \Pi_i x_{ij}^{\alpha_{ij}-1} d\mathcal{H}^{C-1}(x_j) \right)\end{aligned}$$

(For a single slice, we can integrate independently for each column j and $x_j := (x_{1j}, x_{2j}, \dots, x_{ij}).$)

$$\begin{aligned}&= \frac{1}{C(\alpha)} \Pi_j \left(\int_{\sum_i y_{ij} = 1} \Pi_i (u_j y_{ij})^{\alpha_{ij}-1} d\mathcal{H}^{C-1}(u_j y_{ij}) \right) \quad (y_{ij} = \frac{x_{ij}}{u_j}) \\ &= \Pi_j \left(\frac{u_j}{u_j^\star} \right)^{\alpha_j-1}\end{aligned}$$

(each part is proportional to a Dirichlet density distribution multiplying $u_j^{\alpha_j-1}$)

$$= \Pi_j \left(\frac{u_j}{u_j^\star} \right)^{\alpha u_j^\star-1} \quad (\alpha_j = \alpha u_j^\star)$$

Since $\Pi_j(\frac{u_j}{u_j^*})^{u_j^*} < 1$, the limit of $\text{VMI}^{w^{\alpha(U^*)}}(U)$'s upper-bound will be zero as α goes to infinity.

It's left to analyze the points on $\text{slice}(U^*)$. Based on the above analysis, we can write the density function on $\text{slice}(U^*)$ as

$$w(x) = \frac{1}{C(\alpha)} \Pi_j(\Pi_i x_{ij}^{\alpha_{ij}-1}) = \frac{1}{C(\alpha)} \Pi_j \left((u_j^*)^{\alpha_j-C} (\Pi_i y_{ij}^{\alpha_{ij}-1}) \right) \quad (\sum_i x_{ij} = u_j^*, y_{ij} := \frac{x_{ij}}{u_j^*})$$

Thus, the normalization constant $C(\alpha)$ makes the above function a probability density function on $\text{slice}(U^*)$. For a random U that follows this probability, i.e., $\Pr[U = x] = w(x)$, we will show that it will converge in probability to constant U^* . Due to Markov inequality,

$$\Pr[|U - U^*|^2 \geq \epsilon^2] \leq \frac{\sum_{ij} \mathbb{E}[(u_{ij} - u_{ij}^*)^2]}{\epsilon^2}$$

For all j , we use \mathbf{u}_j to represent the j^{th} column vector of matrix U . The normalized column vector $\frac{\mathbf{u}_j}{u_j^*}$'s density $\Pr[\frac{\mathbf{u}_j}{u_j^*} = \mathbf{y}_j]$ is proportional to $\Pi_i y_{ij}^{\alpha_{ij}-1} = \Pi_i y_{ij}^{\alpha u_{ij}^*-1}$ thus is a Dirichlet-distributed random variable whose expectation is $\frac{\mathbf{u}_j^*}{u_j^*}$ and each individual coordinate's variance goes to zero as α goes to infinity (Fact 4.7).

Thus, U also converges in distribution to constant U^* since convergence in probability implies convergence in distribution [3]. In such case, for all continuity set A whose boundary has zero measure in the limit [3], we have $\Pr[U \in A]$ converges to $\Pr[U^* \in A] = \mathbb{1}(U^* \in A)$.

$$\text{VMI}^{w^{\alpha(U^*)}}(U) = \int_{x \in \downarrow U} w^{\alpha(U^*)}(x) d\mathcal{H}^{C(C-1)}(x) = \Pr[U^* \in \downarrow U]$$

Therefore, as long as the boundary of $\downarrow U$ does not contain U^* , the above formula will converge to $\mathbb{1}(U^* \in \downarrow U) = \mathbb{1}(U \succeq U^*)$. □

E Divergence families

We use Σ to denote a discrete set of signals.

f -divergence [1, 8] f -divergence $D_f : \Delta_\Sigma \times \Delta_\Sigma \rightarrow \mathbb{R}$ is a non-symmetric measure of the difference between distribution $\mathbf{p} \in \Delta_\Sigma$ and distribution $\mathbf{q} \in \Delta_\Sigma$ and is defined to be

$$D_f(\mathbf{p}, \mathbf{q}) = \sum_{\sigma \in \Sigma} \mathbf{p}(\sigma) f\left(\frac{\mathbf{q}(\sigma)}{\mathbf{p}(\sigma)}\right)$$

where $f(\cdot)$ is a convex function and $f(1) = 0$. f -divergence is non-negative and equals zero if $\mathbf{p} = \mathbf{q}$.

Now we introduce two f -divergences in common use: KL divergence, and Total variation Distance.

Example E.1 (KL divergence). Choosing $-\log(x)$ as the convex function $f(x)$, f -divergence becomes KL divergence $D_{KL}(\mathbf{p}, \mathbf{q}) = \sum_{\sigma} \mathbf{p}(\sigma) \log \frac{\mathbf{p}(\sigma)}{\mathbf{q}(\sigma)}$

Example E.2 (Total Variation Distance). Choosing $|x-1|$ as the convex function $f(x)$, f -divergence becomes Total Variation Distance $D_{tvd}(\mathbf{p}, \mathbf{q}) = \sum_{\sigma} |\mathbf{p}(\sigma) - \mathbf{q}(\sigma)|$

Proper scoring rules [30] A scoring rule $PS : \Sigma \times \Delta_\Sigma \rightarrow \mathbb{R}$ takes in a signal $\sigma \in \Sigma$ and a distribution over signals $\mathbf{p} \in \Delta_\Sigma$ and outputs a real number. A scoring rule is *proper* if, whenever the first input is drawn from a distribution \mathbf{p} , then \mathbf{p} will maximize the expectation of PS over all possible inputs in Δ_Σ to the second coordinate. A scoring rule is called *strictly proper* if this maximum is unique. We will assume throughout that the scoring rules we use are strictly proper. Slightly abusing notation, we can extend a scoring rule to be $PS : \Delta_\Sigma \times \Delta_\Sigma \rightarrow \mathbb{R}$ by simply taking $PS(\mathbf{p}, \mathbf{q}) = \mathbb{E}_{\sigma \leftarrow \mathbf{p}}(PS(\sigma, \mathbf{q}))$. We note that this means that any proper scoring rule is linear in the first term.

Example E.3 (Log Scoring Rule [30, 12]). *Fix an outcome space Σ for a signal σ . Let $\mathbf{q} \in \Delta_\Sigma$ be a reported distribution. The Logarithmic Scoring Rule maps a signal and reported distribution to a payoff as follows:*

$$LSR(\sigma, \mathbf{q}) = \log(\mathbf{q}(\sigma)).$$

Example E.4 (Quadratic Scoring Rule [30, 12]). *Fix an outcome space Σ for a signal σ . Let $\mathbf{q} \in \Delta_\Sigma$ be a reported distribution. The Quadratic Scoring Rule maps a signal and reported distribution to a payoff as follows:*

$$QSR(\sigma, \mathbf{q}) = \sum_{\sigma'} (\mathbf{1}_\sigma - \mathbf{q}(\sigma'))^2$$

where $\mathbf{1}_\sigma$ is a $|\Sigma|$ -dimensional vector such that $\mathbf{1}_\sigma(\sigma) = 1$ and $\forall \sigma' \neq \sigma, \mathbf{1}_\sigma(\sigma') = 0$.

Bregman Divergence [4] Bregman divergence $D_{PS} : \Delta_\Sigma \times \Delta_\Sigma \rightarrow \mathbb{R}$ is a non-symmetric measure of the difference between distribution $\mathbf{p} \in \Delta_\Sigma$ and distribution $\mathbf{q} \in \Delta_\Sigma$ and is defined to be

$$D_{PS}(\mathbf{p}, \mathbf{q}) = PS(\mathbf{p}, \mathbf{p}) - PS(\mathbf{p}, \mathbf{q})$$

where PS is a proper scoring rule. Like f -divergence, Bregman-divergence is non-negative and equals zero if $\mathbf{p} = \mathbf{q}$. For special Bregman-divergences, the log scoring rule leads to the KL-divergence as well.

Example E.5. *The quadratic scoring rule leads to quadratic divergence*

$$D_{QSR}(\mathbf{p}, \mathbf{q}) = \sum_{\sigma} (\mathbf{p}(\sigma) - \mathbf{q}(\sigma))^2.$$

F Visualization of Commonly Used Mutual Information

We will visualize two existed commonly used mutual information measures in this section. These measures are designed by a distance-based approach. For two random variables X and Y , U_Y represents the prior distribution over Y when we have no information. That is $U_Y(y) = \Pr[Y = y]$. $U_{Y|x}$ denotes the posterior distribution Y , i.e. $U_{Y|x}(y) = \Pr[Y = y|X = x]$ when we have information $X = x$. When X and Y are independent, knowing X will not change our belief for Y , i.e., $U_{Y|X}$ equals U_Y . When X and Y are highly correlated, knowing X changes the belief for Y a lot, i.e., $U_{Y|X}$ is quite different from U_Y . Intuitively, we can use the “distance” between the informative prediction $U_{Y|X}$ and the uninformative prediction U_Y to represent the mutual information between X and Y . The distance measure should be picked carefully to satisfy information-monotonicity. Two different distance families, f -divergence $D_f(\cdot, \cdot)$ and Bregman-divergence $D_{PS}(\cdot, \cdot)$, can induce two families of information-monotone mutual information measures [18]. We list these measures here.

- f Mutual Information (FMI^f): $\mathbb{E}_{x \leftarrow U_X} D_f(U_{Y|x}, U_Y)$
- Bregman Mutual Information (BMI^{PS}): $\mathbb{E}_{x \leftarrow U_X} D_{PS}(U_{Y|x}, U_Y)$

We then give two special cases of the above families. The commonly used KL-divergence belongs to both of the families and induces the classic Shannon mutual information. The commonly used scoring rule, the quadratic scoring rule, induces the quadratic mutual information.

- Shannon Mutual Information (SMI): $\mathbb{E}_{x \leftarrow U_X} D_{KL}(U_{Y|x}, U_Y)$
- Quadratic Mutual Information (QMI): $\mathbb{E}_{x \leftarrow U_X} \|U_{Y|x} - U_Y\|^2$

We visualize SMI and QMI, as well as DMI in Figure 8.

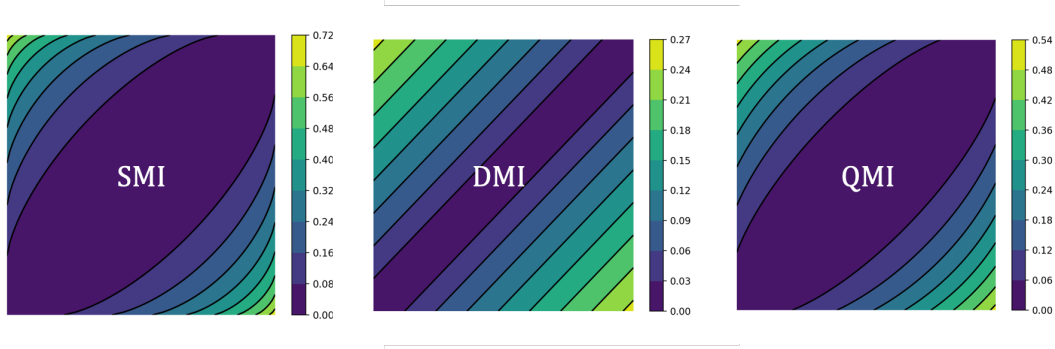


Figure 8: Contours of SMI, DMI, QMI on slice $p = .5$: DMI has the parallel lines “||” as contours and both SMI and QMI have shapes like “()”. Compared with “||”, This “()” shape contour will punish two-sided noise (far from the square frame’s boundary) more and one-sided noise (on the boundary of the square frame) less.

Counting the Number of People that are Less Clever than You

Yuqing Kong

The Center on Frontiers of Computing Studies,
Computer Science Dept., Peking University
yuqing.kong@pku.edu.cn

Abstract

We can measure how clever a person is by counting the number of people that are less clever than he/she. Similarly, we can measure how informative an object is by counting the number of objects that are less informative than it. If the object is in a continuous space, we can replace the counting procedure by measuring the volume.

It turns out this simple idea generates a new family of mutual information measures, *volume mutual information* (VMI). This new measure family has an application in the area of *peer prediction*. In the setting where participants are asked multiple similar possibly subjective multi-choice questions (e.g. Do you like Bulbasaur? Y/N; do you like Squirtle? Y/N), peer prediction aims to design mechanisms that encourage honest subjective feedback without verification. VMI helps design a family of mechanisms where truth-telling is better than any other strategy and all participants only need to answer a small constant number of tasks. Previously, Determinant Mutual Information (DMI)-Mechanism is the only mechanism that satisfies the two properties. This work shows that DMI is a special case of VMI. This also gives an intuitive geometric interpretation to DMI. Finally, this work also provides a visualization of several commonly used information measures as well as the new VMI in the binary case.

1 Introduction

We can order many things (e.g. height, numbers, popularity on social media). Sometimes, only partial order exists (e.g. subset relation), while we still want to assign a real number index to objects. In such case, we need to extend a partial order to a total order, in particular, real numbers. An important application of this question is in information theory. Information monotonicity is an important property for information measures. At a high level, it requires that less informative object has lower measure. The definition of informativeness depends on the scenario and is usually a partial order. Therefore, monotone information design is essentially the question of extending a partial order to a total order. We present two examples of information-monotonicity here. Given a random variable X , we can define any deterministic operation on X decreases its information. In this case, Shannon entropy satisfies this information-monotonicity. Additionally, given a pair of random variables X, Y , we can define any operation that is independent of Y and performed on X , will decrease their mutually contained information. In this case, Shannon mutual information satisfies this information-monotonicity.

Prior studies usually reply on convex distance measures to design monotone information measures, including Shannon mutual information (Figure 2). Here we propose a simple design method that only relies on the partial order structure. When there exists a partial order among people's cleverness, we can measure how clever a person is, call this measure cleverness index, by counting the number of

people that are less clever than he/she. If Alice is more clever than Bob, Alice’s cleverness index must be higher than Bob since people who are less clever than Bob must be less clever than Alice as well. In the continuous setting, we can measure an object o ’s information using the volume of the space of objects that are less informative than o . We call this method *volume method*.

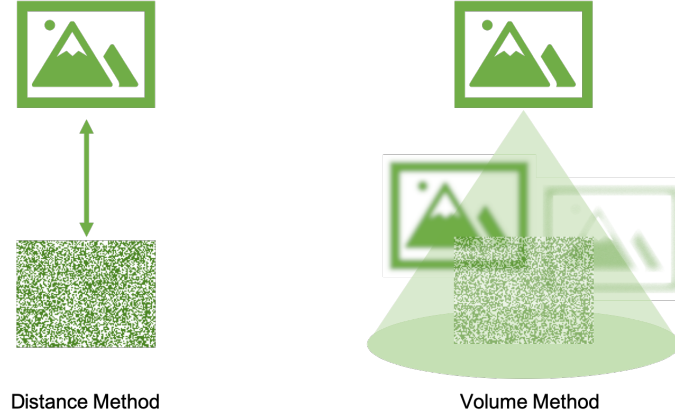


Figure 1: Distance method versus volume method: intuitively, the distance method measures an object’s information amount by its distance to uninformative objects. The volume method measures an object A ’s information amount by counting the number of objects that is less informative than A .

We apply volume method to measure mutual information between $X;Y$ and obtain a family of mutual information, volume mutual information, $\text{VMI}(X;Y) := \text{Volume}(\{(X';Y) \preceq (X;Y)\})$ where X' is derived from X by performing an operation that is independent of Y .

Example 1.1. *Alice and Bob are assigned several similar multi-choice questions like Do you like Bulbasaur? Y/N; do you like Squirtle? Y/N, etc. When answering these questions, Alice may not always tell the truth. For example, Alice can always report ‘Yes’. Alice can also report ‘Yes’ or ‘No’ randomly regardless of the contents of the questions. Alice can partially tell the truth by reporting ‘Yes’ when she really likes the Pokemon and report randomly when she does not like the Pokemon.*

Alice’s strategies are not equally informative. For example, the “random report” and “always ‘yes’” reflect no information about Alice’s opinions. Truth-telling is the most informative strategy. Regarding informativeness, Alice’s strategies have a partial order. Informally, a strategy s' is less informative than strategy s if Alice can post-process the s ’s report to obtain s' . In the above example,

$$\text{Random Report} = \text{Always ‘Yes’} \prec \text{Partial Truth} \prec \text{Truth-telling}$$

To measure amount of information in strategy s , we can “count” the number of strategies that are less informative than s . Since Alice’s strategies are in continuous space, we can measure the volume of strategies that are less informative than s . We call this method *volume method*.

$$\text{Info}(\text{strategy } s) := \text{Volume}(\{s' | s' \preceq s\})$$

If we can calculate the above index, we can reward Alice the informativeness of her strategy to incentivize her to tell the truth or play other equivalently informative strategies. However, we do not have access to Alice’s strategy. In contrast, we only have Alice and Bob’s joint reports for multiple

questions. We observe that given joint distribution U over Bob and honest Alice’s reports for a random question, Alice’s strategy s corresponds to a new joint distribution $s(U)$. We can transfer the partial order structure to the space of joint distributions (e.g. $\text{Random Report}(U) = \text{Always ‘Yes’}(U) \prec \text{Partial Truth}(U) \prec \text{Truth-telling}(U)$). Thus, instead, we can measure the informativeness of $s(U)$ rather than s and define

$$\text{VMI}(\text{Alice}; \text{Bob}) := \text{Info}(\text{Joint dist } U) := \text{Volume}(\{U' | U' \preceq U\})$$

We call it *Volume Mutual Information* (VMI) since we use volume method to measure the amount of information between *two* random variables. We can use Alice and Bob’s joint reports to estimate the joint distribution and reward Alice the informativeness of the joint distribution. However, the estimation of joint distribution requires a large number of questions. Note that when Alice is an expected utility maximizer, rewarding her the unbiased estimator of the informativeness index is sufficient. We show that every degree d *polynomial mutual information* whose formula is a polynomial of joint distribution’s elements¹ has an unbiased estimator which uses only $\geq d$ questions.

We can set the density of the joint distribution space as polynomials to obtain a family of polynomial VMI. In the setting where ≥ 2 participants are assigned multiple subjective multi-choice questions (multi-task setting), we use a family of polynomial VMI to obtain a *family* of reward systems that is

Dominantly-truthful strict dominant strategy of truth-telling or equivalently informative strategy;

Prior-independent does not need any prior knowledge;

Constant-round the participants only need to answer a constant number of questions.

Previously, the square of Determinant Mutual Information (DMI) is the only known polynomial mutual information and DMI-Mechanism is the only known mechanism that satisfies the above properties. When the space of joint distribution has uniform density, VMI vanishes to DMI. This gives an intuitive geometric interpretation to DMI.

The above example shows the power of the simple volume method. Most previous information measures (e.g. Shannon mutual information) are based on *distance method* (Figure 2). The construction of these measures relies on proper distance measures. Unlike the distance method, volume method only relies on the partial order structure.

By definition, VMI has a geometric interpretation. To illustrate this geometric interpretation better, we visualize the partial order structure of 2×2 joint distributions. The visualization maps the partial order structure of the joint distributions to a subset partial order structure ($A \subseteq B \Leftrightarrow A \preceq B$). We can simultaneously visualize the information measures by drawing their contours. Visualization enables us to compare multiple commonly used information measures, including Shannon Mutual Information.

The visualization helps us check the monotonicity of information measures directly. With this visualization, we provide a novel visual comparison among several commonly used information measures. We also visualize how VMI changes with respect to different density functions on the space of the joint distributions.

¹For example, given a joint distribution $U = \begin{bmatrix} u_{00} & u_{01} \\ u_{10} & u_{11} \end{bmatrix}$ where u_{ij} is the probability Alice reports i and Bob reports j , $(u_{00}u_{11} - u_{10}u_{01})^2$ is a polynomial mutual information.

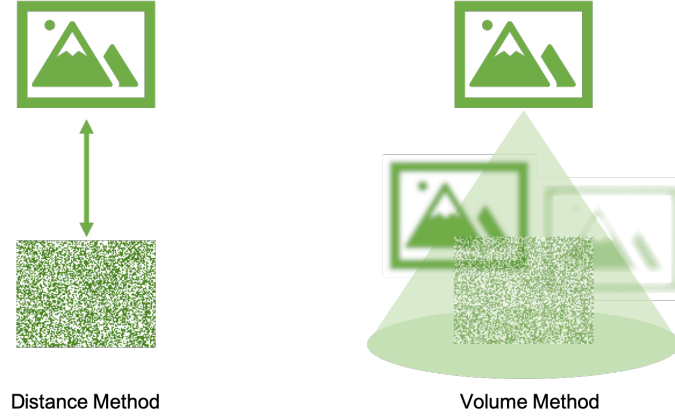


Figure 2: Distance method versus volume method: intuitively, the distance method measures an object’s information amount by its distance to uninformative objects. The volume method measures an object A ’s information amount by counting the number of objects that is less informative than A .

Contribution To summarize, this work mainly contributes

- a general paradigm for the design of monotone informative measure, volume method;
- a geometric visualization of both the partial order structure and the information measure (the total order) for 2×2 joint distributions.

Aided by these tools, this work designs a new family of monotone mutual information measures, volume mutual information (VMI), employs VMIs to obtain a new family of constant-round reward systems in the multi-task setting and compares several commonly used mutual information measures visually.

1.1 Related Work

[?] start the literature of peer prediction by considering the setting where the participants are asked a single question (e.g. do you like this restaurant or not?). They design a reward system where truth-telling is a strict equilibrium. However, this original peer prediction work requires the knowledge of the common prior over the participants. [?] proposed the Bayesian Truth Serum that removes this prior knowledge requirement by asking the participants to additionally report their forecasts for other people (e.g. what percentage of your peers like this restaurant?). However, reporting additional forecasts requires additional efforts from the participants.

[?] start to consider the setting where the participants are assigned multiple similar tasks, the multi-task setting. In contrast to the single-task setting, the multi-task setting enables the design of prior-independent and *minimal* mechanisms where the implementation of the mechanisms do not need any prior knowledge and the participants do not need to report additional forecasts. Several works design mechanisms for multi-task setting. [?] use the distribution of reported answers from similar tasks as the prior probability of possible answers, while their mechanism requires the estimation of prior probability from large number of tasks or participants. [?] focus on the setting where there are a small number of participants and show that the dominantly truthful multi-task peer prediction

mechanism exists. [?] also provide a general information-theoretic framework for the design of the dominantly truthful peer prediction mechanisms. However, they all require the participants to perform an infinite number of tasks. The key problem is that the information measures employed in previous works are based on distance measures and do not have a polynomial format.

[?] addresses this issue by proposing the first dominantly truthful mechanism, DMI-Mechanism. This mechanism is constructed by a new information measure, Determinant Mutual Information (DMI) whose square has a polynomial format. However, with only a single successful case, we cannot make a choice based on our needs. The existence of other constant-round dominantly truthful mechanisms remains to be an open question. This work answers the above question by providing a family of constant-round dominantly truthful peer prediction mechanisms, as well as a new family of information-monotone mutual information: volume mutual information (VMI), where DMI is a special case. VMI is constructed based on a novel information measure design paradigm, volume method. This method is simple, intuitive and has the minimal structure requirement. More importantly, unlike distance method, the volume method allows us to construct information measures with polynomial format. Moreover, previous works have not compared these mutual information measures used in the peer prediction literature, while this work also provides a visualization of these measures in the binary case, which gives a visual comparison.

2 Volume Method and Volume Mutual Information

This section will formally state the volume method whose idea has been illustrated in introduction. Later, this section will apply volume method to measure the amount of information contained in a joint distribution between two random variables. This leads to a new family of mutual information measure, Volume Mutual Information (VMI).

2.1 Volume Method

Given a partially ordered set (poset) (L, \preceq) , for each $\ell \in L$, if $\ell' \preceq \ell$, we say ℓ' is ℓ 's *follower*. At a high level, volume method assigns an index to each element, which is the number of followers it has. This naturally guarantees that ℓ' 's index is smaller than ℓ 's if $\ell' \preceq \ell$. To deal with continuous space, we require a proper measure μ and integral $\int d\mu$ on L . We need both μ and \int to be *monotone*. That is, μ assigns higher volume to bigger set and for two integrable real-valued functions $f \leq g$ on X , $\int_X f d\mu \leq \int_X g d\mu$. We defer the basic definitions for measure and integral to appendix.

Formally, we define the set of ℓ 's *followers* as

$$L_{\preceq \ell} := \{\ell' | \ell' \in L, \ell' \preceq \ell\}.$$

$L_{\preceq \ell}$ is called the element ℓ 's follower set. We assume that all follower sets $L_{\preceq \ell}$ s are measurable with μ . Since the higher-order element has more followers, the volume of each element's follower set

$$V(\ell) := \text{Vol}(L_{\preceq \ell}) := \mu(L_{\preceq \ell})$$

is a natural monotone function with respect to the partial order. More generally, we define a weighted version:

Definition 2.1 (Volume function). *Given a poset (L, \preceq) with a monotone measure μ and a monotone integral $\int d\mu$ on L , for every integrable non-negative density function $w : L \mapsto \mathbb{R}^+$, we define the*

volume function that is associated with w as

$$V^w(\ell) := \text{Vol}^w(L_{\preceq \ell}) := \int_{L_{\preceq \ell}} w(x) d\mu(x).$$

When $w(x) = 1$ everywhere, $V^w(\ell) = V(\ell)$.

Lemma 2.2. *The volume function $V^w : L \mapsto \mathbb{R}^+$ is a non-negative monotone function.*

Proof. When $\ell' \preceq \ell$, since \preceq is transitive,

$$L_{\preceq \ell'} \subset L_{\preceq \ell}$$

since ℓ' 's followers are also ℓ 's followers. Due to the fact that the measure and the integral are monotone, $V^w(\ell)$ is also monotone. □

2.2 Partial Order for Joint Distributions

To apply volume method to the design of mutual information, we need to define a partial order first. To define a proper partial order, we will introduce a desired property of information measures, information-monotonicity. This property motivates the definition of partial order. Let $U_{X,Y}$ be a joint distribution over two random variables X and Y . We want to design an information measure MI that takes $U_{X,Y}$ as input and outputs a non-negative real number, which reflects the amount of information contained in X that is related to Y . We also want MI to be *information-monotone*: when X' is “less informative” than X with respect to Y , $\text{MI}(U_{X',Y})$ should be less than $\text{MI}(U_{X,Y})$. Typically, the literature also writes $\text{MI}(U_{X,Y})$ as $\text{MI}(X;Y)$. The following definition is the formal definition of information-monotonicity.

Definition 2.3 (Information-monotonicity). *MI is information-monotone if for every two random variables X, Y , when X' is less informative than X with respect to Y , i.e., X' is independent of Y conditioning X ,*

$$\text{MI}(X';Y) \leq \text{MI}(X;Y).$$

This leads to a natural definition of the partial order, $U_{X',Y} \preceq U_{X,Y}$ iff X' is less informative than X with respect to Y , i.e., X' is independent of Y conditioning X . We will show that this is equivalent to the following definition.

Definition 2.4 ((L, \preceq) for MI). *Domain L is set to the set of all possible $C \times C$ joint distribution matrices. $\mathbf{U}' \preceq \mathbf{U}$ if there exists a column-stochastic² matrix \mathbf{T} such that $\mathbf{U}' = \mathbf{T}\mathbf{U}$.*

By definition,

$$\begin{bmatrix} .5 & .5 \\ .5 & .5 \end{bmatrix} \mathbf{U} \cong^3 \begin{bmatrix} 0 & 0 \\ 1 & 1 \end{bmatrix} \mathbf{U} \preceq \begin{bmatrix} .5 & 0 \\ .5 & 1 \end{bmatrix} \mathbf{U} \preceq \mathbf{U}.$$

The first equality holds since $\begin{bmatrix} 0 & 0 \\ 1 & 1 \end{bmatrix} = \begin{bmatrix} 0 & 0 \\ 1 & 1 \end{bmatrix} \begin{bmatrix} .5 & .5 \\ .5 & .5 \end{bmatrix}$ and $\begin{bmatrix} .5 & .5 \\ .5 & .5 \end{bmatrix} = \begin{bmatrix} .5 & .5 \\ .5 & .5 \end{bmatrix} \begin{bmatrix} 0 & 0 \\ 1 & 1 \end{bmatrix}$. The second partial order is valid since $\begin{bmatrix} 0 & 0 \\ 1 & 1 \end{bmatrix} = \begin{bmatrix} 0 & 0 \\ 1 & 1 \end{bmatrix} \begin{bmatrix} .5 & 0 \\ .5 & 1 \end{bmatrix}$.

²A matrix \mathbf{T} is a column-stochastic matrix iff every entry of \mathbf{T} is non-negative and every column of \mathbf{T} sums to 1.

³If $A \preceq B$ and $B \preceq A$, then $A \cong B$.

When the answer space is binary, we can represent the joint distribution over Alice's honest answer and Bob's answer for a random question by a matrix $\begin{bmatrix} u_{00} & u_{01} \\ u_{10} & u_{11} \end{bmatrix}$ where u_{ij} is the probability that Alice's honest answer is 'i' and Bob's answer is 'j'. $\mathbf{T} = \begin{bmatrix} t_{00} & t_{01} \\ t_{10} & t_{11} \end{bmatrix}$ represents Alice's strategy. t_{ij} is the probability that Alice reports 'i' given that her honest answer is 'j'. $\mathbf{T}\mathbf{U}$ is the joint distribution over Alice and Bob's answers after Alice perform strategy \mathbf{T} . Therefore, the above partial order corresponds to the partial order over the joint distributions over Alice and Bob's reports

$$\text{Random Report}(U) = \text{Always 'Yes'}(U) \prec \text{Partial Truth}(U) \prec \text{Truth-telling}(U)$$

The following lemma shows that designing a information-monotone mutual information is equivalent with designing a monotone function on (L, \preceq) .

Lemma 2.5. *MI is information-monotone if and only if MI is a monotone function on (L, \preceq) .*

Proof. We first show the \Leftarrow direction. when X' is less informative than X with respect to Y , i.e., X' is independent of Y conditioning X ,

$$U_{X',Y}(x', y) = \Pr[X' = x', Y = y] = \sum_x \Pr[X' = x' | X = x] \Pr[X = x, Y = y].$$

Thus, $\mathbf{U}_{X',Y} = \mathbf{U}_{X'|X} \mathbf{U}_{X,Y}$. Since $\mathbf{U}_{X'|X}$ is a column-stochastic matrix, $\mathbf{U}_{X',Y} \preceq \mathbf{U}_{X,Y}$. When MI is a monotone function on (L, \preceq) , MI is information-monotone.

To show the opposite direction, we start from the situation that MI is information-monotone. For every \mathbf{U} , for every column-stochastic matrix \mathbf{T} , we only need to show there exists X, X', Y such that X' is less informative than X and $\mathbf{U}_{X,Y} = \mathbf{U}$ and $\mathbf{U}_{X',Y} = \mathbf{T}\mathbf{U}$. We can construct such X, X', Y by setting $\Pr[X = x, X' = x', Y = y] = \mathbf{U}_{X,Y}(x, y) \mathbf{U}_{X'|X}(x', x)$ for every x, x', y . Here $\mathbf{U}_{X,Y}(x, y) := \mathbf{U}(x, y)$ and $\mathbf{U}_{X'|X}(x', x) := \mathbf{T}(x', x)$. It's easy to see that $\mathbf{U}_{X',Y} = \mathbf{T}\mathbf{U}$ and X' is less informative than X for Y .

Thus, $\text{MI}(\mathbf{T}\mathbf{U}) = \text{MI}(X'; Y) \leq \text{MI}(X; Y) = \text{MI}(\mathbf{U})$. The inequality follows from the fact that MI is information-monotone. Therefore, MI is also monotone on the poset and the \Rightarrow direction is also valid. \square

2.3 Volume Mutual Information

This section will apply the volume method to obtain a new family of monotone mutual information measures, Volume Mutual Information (VMI). We have already defined the poset. Thus, to apply the volume method, we only need to pick the measure and integral.

We will use Hausdorff measure [?]. Intuitively, to provide a measure for any triangle's area on \mathbb{R}^2 , the 2-dimensional Lebesgue measure \mathcal{L}^2 works. However, \mathcal{L}^2 will assign zero to the measure of any curve in \mathbb{R}^2 . To provide a measure for any curve's length in \mathbb{R}^2 , we need the Hausdorff measure \mathcal{H}^1 . We defer more introduction about the basic measure theory to appendix.

Definition 2.6 ((L, \preceq, μ, \int) for MI). *Domain L is set to the set of all possible $C \times C$ joint distribution matrices. $\mathbf{U}' \preceq \mathbf{U}$ if there exists a column-stochastic matrix \mathbf{T} such that $\mathbf{U}' = \mathbf{T}\mathbf{U}$. By vectorizing the matrices, we can think L as a subset of \mathbb{R}^{C^2} . Though L is a subset of a C^2 dimensional space, in the later sections, we will see the follower set has at most $C(C-1)$ dimension. Thus, we pick the measure as the $C(C-1)$ -dimensional Hausdorff measure $\mathcal{H}^{C(C-1)}$.*

Example 2.7 ((L, \preceq, μ, f) in binary case). *The following observation allows us to visually illustrate of (L, \preceq, μ, f) for binary case in Figure 3.*

Observation 2.8. *In binary case, there is an one to one mapping from $[0, 1]^3$ to L . In fact,*

$$L = \left\{ \begin{bmatrix} s & t \\ 1-s & 1-t \end{bmatrix} \begin{bmatrix} p & 0 \\ 0 & 1-p \end{bmatrix} \mid s, t, p \in [0, 1] \right\}.$$

Fixing p , there is an one to one mapping from $[0, 1]^2$ to $L_{\preceq \mathbf{U}_p}$ where $\mathbf{U}_p = \begin{bmatrix} p & 0 \\ 0 & 1-p \end{bmatrix}$ and $L = \{L_{\preceq \mathbf{U}_p} \mid p \in [0, 1]\}$. In fact, $L_{\preceq \mathbf{U}_p}$ is also the space of all joint distribution matrices whose column sum is $(p, 1-p)$.

The proof is deferred to the appendix.

Definition 2.9 (Volume Mutual Information VMI^w). *Given an integrable non-negative density function w , we define the Volume Mutual Information as*

$$\text{VMI}^w(X; Y) := V^w(\mathbf{U}_{X,Y}) = \text{Vol}^w(L_{\preceq \mathbf{U}_{X,Y}}) = \int_{x \in L_{\preceq \mathbf{U}_{X,Y}}} w(x) d\mathcal{H}^{C(C-1)}(x).$$

Aided by computer, we can obtain the explicit formula of VMI. The next visualization section will present several concrete examples. We will show that a special case of VMI is close related to the Determinant based Mutual Information, DMI. Moreover, by picking the density functions properly, we can also obtain a family of polynomial mutual information, which can be used to construct constant-round dominantly truthful peer prediction mechanisms.

Definition 2.10 (Determinant based Mutual Information (DMI) [?]). *We use $\mathbf{U}_{X,Y}$ to denote the matrix format of $U_{X,Y}$,*

$$\text{DMI}(X; Y) := |\det(\mathbf{U}_{X,Y})|$$

Theorem 2.11 (Main Theorem). *VMI^w is an information-monotone mutual information. VMI^w is also non-negative and when X and Y are independent, $\text{VMI}^w(X; Y) = 0$. Moreover,*

Uniform density *with the uniform density, $\text{VMI}(X; Y) \propto \text{DMI}(X; Y)^{C-1}$;*

Polynomial density *when the density function w is a non-negative degree d_w polynomial, when C is an odd number, VMI^D is a degree $d_w + C^{C-1}$ polynomial and when C is an even number, $\text{DMI} * \text{VMI}^D$ is a degree $d_w + C^C$ polynomial and information-monotone.*

Proof outline The fact of that VMI^w is information-monotone follows directly from Lemma 2.2 and Lemma 2.5. We will apply the area formula (Fact A.1) to prove the other parts. With the uniform density, to show that $\text{VMI}(X; Y) \propto \text{DMI}(X; Y)^{C-1}$, we only need to show the original volume of the follower set is proportional to $\text{DMI}(X; Y)^{C-1}$. We will construct a proper affine mapping from $\mathbb{R}^{C(C-1)}$ to L and directly apply the area formula to show this result. To show the last part of this theorem, we will write down the integration explicitly and then analyze it.

In the next section, we will provide several concrete examples of binary VMI and visually show that how the choice of density function affects the property of VMI. We will also compare VMI to previously existed mutual information measures.

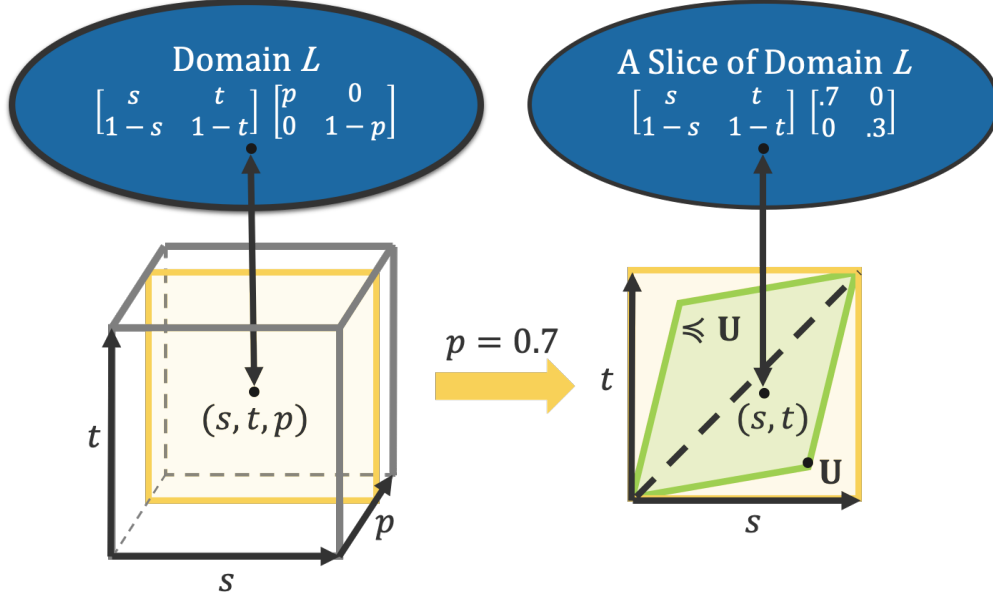


Figure 3: Visual illustration (L, \preceq, μ, f) in binary case:

- Domain L : there exists a one to one mapping from the domain L to a unit cube $[0, 1]^3$. Thus, we can also think the domain L as a unit cube. The right square represents a slice of L , the space of all joint distribution matrices whose column sum is $(.7, .3)$.
- Partial order \preceq and the follower set: for each element \mathbf{U} , all $\mathbf{U}' \preceq \mathbf{U}$ constitute a parallelogram (the light red area) whose endpoints are $\{\mathbf{U}, \begin{bmatrix} 0 & 1 \\ 1 & 0 \end{bmatrix} \mathbf{U}, \begin{bmatrix} 1 & 1 \\ 0 & 0 \end{bmatrix} \mathbf{U}, \begin{bmatrix} 0 & 0 \\ 1 & 1 \end{bmatrix} \mathbf{U}\}$. This parallelogram is also called \mathbf{U} 's follower set.
- Uninformative set: when $s = t$ (the black dashed line), the distribution represents independent X and Y . In this case, the mutual information should be zero. We call the set of these independent distributions the uninformative set.
- Measure μ : since the follower set is always on a 2-dimensional space, we use the 2-dimensional Hausdorff measure \mathcal{H}^2 to measure the area of the parallelogram in \mathbb{R}^3 .

3 Visualization of Binary Volume Mutual Information

This section will provide a visualization method for all binary mutual information. By using this visualization method, we visualize three new VMIs with respect to three styles of densities (mountain, plain, basin), as well as several existed mutual information measures.

Definition 3.1 (Contour plots of binary MIs). *In binary case, the mutual information can be seen as a function with 3 variables:*

$$\text{MI}^{3d}(s, t, p; \text{MI}) := \text{MI}\left(\begin{bmatrix} s & t \\ 1-s & 1-t \end{bmatrix} \begin{bmatrix} p & 0 \\ 0 & 1-p \end{bmatrix}\right).$$

To visualize the contour plot in a 2 dimensional space, we fix $p = p_0$ and draw the contours of $\text{MI}^{2d}(s, t; p_0, \text{MI}) := \text{MI}^{3d}(s, t, p_0; \text{MI})$ on slice $p = p_0$.

Figure 4 illustrates the contours for information-monotone MIs and a MI that is not information-monotone.

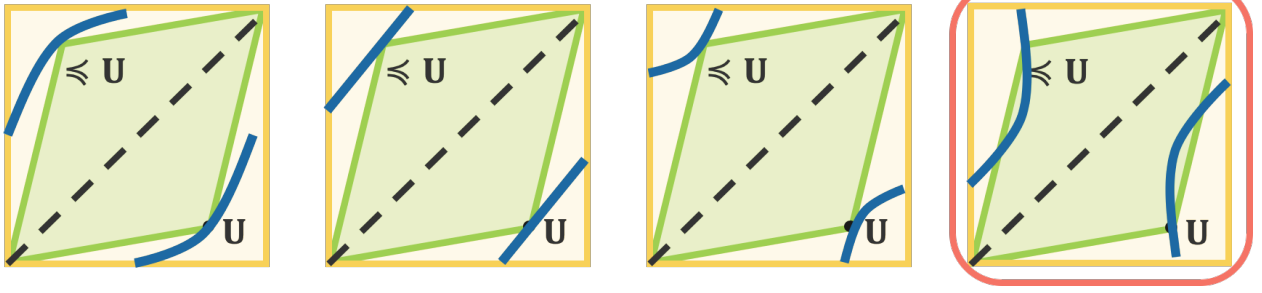


Figure 4: Information-monotone MI vs Un-information-monotone MI: the first three figures illustrate the contours of different information-monotone MIs. In these figures, the contours on each element U (the blue lines) must always contain U 's follower set (the green parallelogram). The last figure (with a red frame) illustrates the contours of a MI which is not information-monotone. Here the contours on U intersect with U 's follower set. This means that there exists a follower of U that has a strictly higher MI than U .

The following lemma shows how to calculate the explicit formula of binary volume mutual information.

Lemma 3.2. *In binary case,*

$$\begin{aligned} \text{VMI}^w(\mathbf{U}) &= 2|\det(\mathbf{U})| \int_{s=0}^1 \int_{t=0}^1 w\left(\begin{bmatrix} s & t \\ 1-s & 1-t \end{bmatrix} \mathbf{U}\right) ds dt \\ &= 2|u_{00}u_{11} - u_{10}u_{01}| \int_{s=0}^1 \int_{t=0}^1 w\left(\begin{bmatrix} s & t \\ 1-s & 1-t \end{bmatrix} \begin{bmatrix} u_{00} & u_{01} \\ u_{10} & u_{11} \end{bmatrix}\right) ds dt \end{aligned}$$

Proof. We first introduce the operation $\text{vec}(\cdot)$. For matrix \mathbf{A} , $\text{vec}(\mathbf{A})$ is a vector that stacks all column vectors of \mathbf{A} one under the other. For example, when $\mathbf{A} = \begin{bmatrix} 1 & 3 \\ 2 & 4 \end{bmatrix}$, $\text{vec}(\mathbf{A}) = \begin{bmatrix} 1 \\ 2 \\ 3 \\ 4 \end{bmatrix}$.

Let E be $[0, 1]^2$ and

$$\begin{aligned} \mathcal{J}(s, t) &:= \text{vec}\left(\begin{bmatrix} s & t \\ 1-s & 1-t \end{bmatrix} \begin{bmatrix} u_{00} & u_{01} \\ u_{10} & u_{11} \end{bmatrix}\right) \\ &= \begin{bmatrix} u_{00} & u_{10} \\ -u_{00} & -u_{10} \\ u_{01} & u_{11} \\ -u_{01} & -u_{11} \end{bmatrix} \begin{bmatrix} s \\ t \end{bmatrix} + \begin{bmatrix} 0 \\ u_{00} + u_{10} \\ 0 \\ u_{01} + u_{11} \end{bmatrix} \end{aligned}$$

By applying the area formula (Fact A.1), we have

$$\begin{aligned}
\text{VMI}^w(\mathbf{U}) &= \int_{x \in L_{\preceq \mathbf{U}}} w(x) d\mathcal{H}^2(x) \\
&= 2|\det(\mathbf{U})| \int_{s=0}^1 \int_{t=0}^1 w\left(\begin{bmatrix} s & t \\ 1-s & 1-t \end{bmatrix} \mathbf{U}\right) ds dt \\
&= 2|u_{00}u_{11} - u_{10}u_{01}| \int_{s=0}^1 \int_{t=0}^1 w\left(\begin{bmatrix} s & t \\ 1-s & 1-t \end{bmatrix} \begin{bmatrix} u_{00} & u_{01} \\ u_{10} & u_{11} \end{bmatrix}\right) ds dt
\end{aligned}$$

□

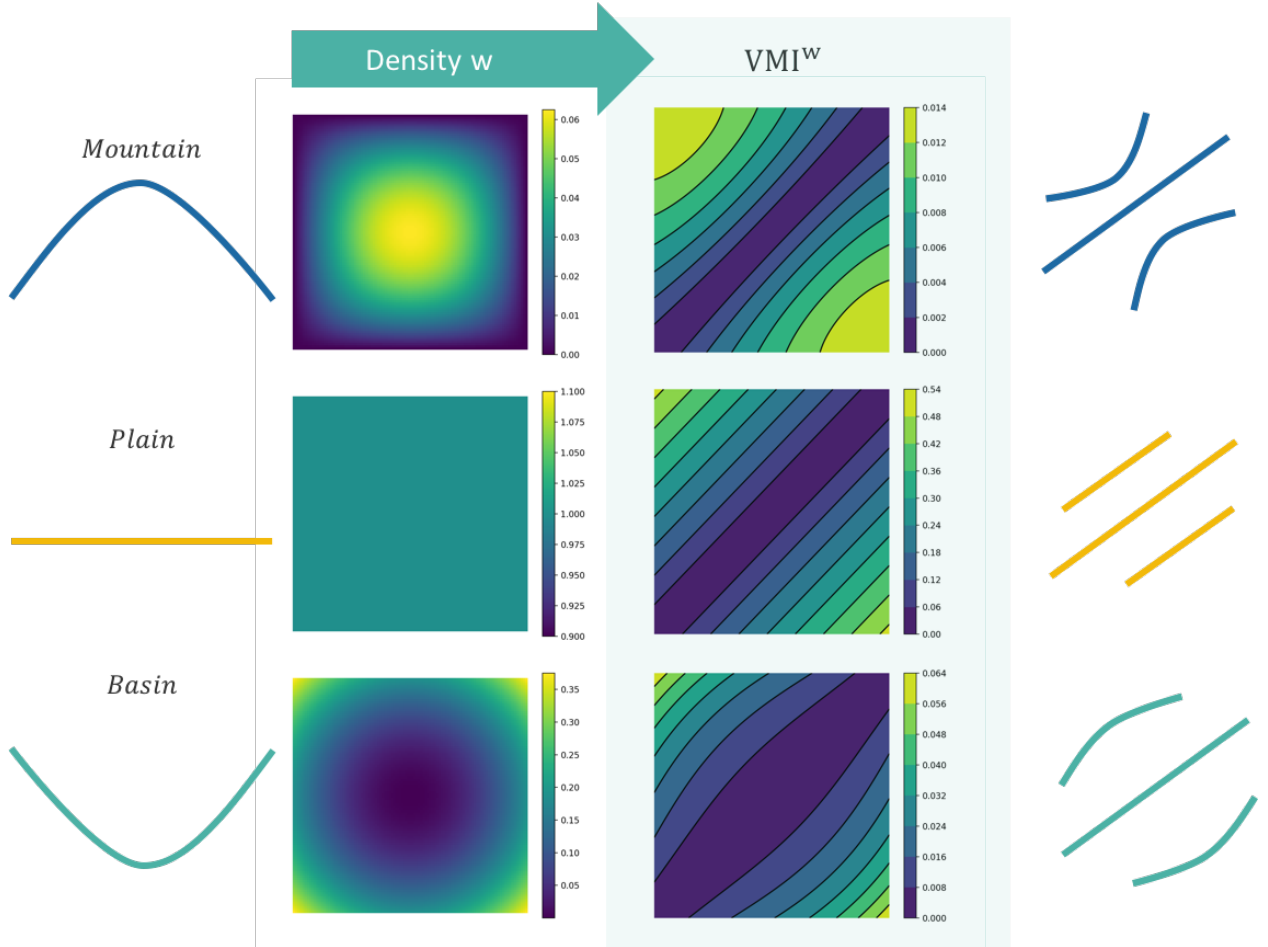


Figure 5: From density function w to VMI^w : the left column shows the heatmaps of the density functions w and the right column shows the contours of their corresponded VMI^w s. The “plain” shape density has uniform density everywhere. From the geometric intuition, its corresponded VMI, DMI, has the parallel lines “||” as contours. The “mountain” shape density has the highest density in the center. This will lead to a VMI whose contour is like “)|”. Compared with “||”, This “)|” shape contour will punish one-sided noise (e.g. say “like” when “like”, say “hate” w.p. $\frac{1}{2}$ when “hate”) more. The “basin” shape density has the lowest density in the center. This will lead to a VMI whose contour is like “(|”. Compared with “||”, This “(|” shape contour will punish two-sided noise more.

Example 3.3. Here we provide three concrete examples to show how the choice of density will affect the corresponded volume mutual information. We use the results of Lemma 3.2 and employ the computer to compute the indefinite integration and obtain the explicit formula of VMI^w .

We pick the $p_0 = .5$ slice to illustrate the 2-dimensional contour of the VMIs, which is the contour of $\text{MI}^{2d}(s, t; .5, \text{VMI}^w)$. We will also draw the heatmap of the density function. In the $p_0 = .5$ slice, in the new coordinates, the density function changes to $w^{2d}(s, t) := w\left(\begin{bmatrix} s & t \\ 1-s & 1-t \end{bmatrix} \begin{bmatrix} .5 & 0 \\ 0 & .5 \end{bmatrix}\right)$.

1. **Mountain** $w\left(\begin{bmatrix} a & b \\ c & d \end{bmatrix}\right) = 16abcd$, $w^{2d}(s, t) = s(1-s)t(1-t)$:

This density function is called “Mountain” since the center has a higher density than its surroundings. The highest density will be obtained when $s = t = .5$.

$$\begin{aligned} \text{VMI}^w(\mathbf{U}) = & 2|\det(\mathbf{U})| \left(\frac{8u_{00}^2}{15}u_{01}^2 + \frac{4u_{01}}{3}u_{00}^2u_{11} + \frac{4u_{00}^2}{9}u_{11}^2 \right. \\ & + \frac{4u_{00}}{3}u_{01}^2u_{10} + \frac{40u_{00}}{9}u_{01}u_{10}u_{11} + \\ & \left. \frac{4u_{00}}{3}u_{10}u_{11}^2 + \frac{4u_{01}^2}{9}u_{10}^2 + \frac{4u_{01}}{3}u_{10}^2u_{11} + \frac{8u_{10}^2}{15}u_{11}^2 \right) \end{aligned}$$

2. **Plain** $w\left(\begin{bmatrix} a & b \\ c & d \end{bmatrix}\right) = 1$, $w^{2d}(s, t) = 1$:

$$\text{VMI}^w(\mathbf{U}) = 2|\det(\mathbf{U})|$$

3. **Basin** $w\left(\begin{bmatrix} a & b \\ c & d \end{bmatrix}\right) = 3((a - .25)^2 + (b - .25)^2)$, $w^{2d}(s, t) = \frac{3}{4}((s - .5)^2 + (t - .5)^2)$:

This density function is called “Basin” since the center has a lower density than its surroundings. The lowest density will be obtained when $s = t = .5$.

$$\begin{aligned} \text{VMI}^w(\mathbf{U}) = & 2|\det(\mathbf{U})| (u_{00}^2 + 1.5u_{00}u_{10} + u_{01}^2 + 1.5u_{01}u_{11} \\ & + u_{10}^2 + u_{11}^2 - 0.375) \end{aligned}$$

The visualizations of w and VMI^w are presented in Figure 5.

The above example also provides three concrete polynomial mutual information by multiplying $|\det(\mathbf{U})|$ to each of them. The plain one corresponds to DMI’s square while the mountain and basin density provide two new polynomial mutual information for the binary case as well as two new constant-round dominantly truthful peer prediction mechanisms.

3.1 Visualisation of Existed Mutual Information

We will visualize two existed commonly used mutual information measures in this section. These measures are designed by a distance based approach. We give some intuition for this approach here. For two random variables X and Y , U_Y represents the prior distribution over Y when

we have no information. That is $U_Y(y) = \Pr[Y = y]$. $U_{Y|x}$ denotes the posterior distribution Y , i.e. $U_{Y|x}(y) = \Pr[Y = y|X = x]$ when we have information $X = x$. When X and Y are independent, knowing X will not change our belief for Y , i.e., $U_{Y|x}$ equals U_Y . When X and Y are highly correlated, knowing X changes the belief for Y a lot, i.e., $U_{Y|x}$ is quite different from U_Y . Intuitively, we can use the “distance” between the informative prediction $U_{Y|x}$ and the uninformative prediction U_Y to represent the mutual information between X and Y . This matches the conceptual idea presented in Figure 2. The distance measure should be picked carefully to satisfy information-monotonicity. Two different distance families, f -divergence $D_f(\cdot, \cdot)$ and Bregman-divergence $D_{PS}(\cdot, \cdot)$, can induce two families of information-monotone mutual information measures [?]. We list these measures here. We defer the detailed introduction for these distance measures to appendix.

- f Mutual Information (FMI^f): $\mathbb{E}_{x \leftarrow U_X} D_f(U_{Y|x}, U_Y)$
- Bregman Mutual Information (BMI^{PS}): $\mathbb{E}_{x \leftarrow U_X} D_{PS}(U_{Y|x}, U_Y)$

We then give two special cases of the above families. The commonly used KL-divergence belongs to both of the families and induces the classic Shannon mutual information. The commonly used scoring rule, quadratic scoring rule, induces the quadratic mutual information.

- Shannon Mutual Information (SMI): $\mathbb{E}_{x \leftarrow U_X} D_{KL}(U_{Y|x}, U_Y)$
- Quadratic Mutual Information (QMI): $\mathbb{E}_{x \leftarrow U_X} \|U_{Y|x} - U_Y\|^2$

We visualize SMI and QMI, as well as DMI in Figure 6.

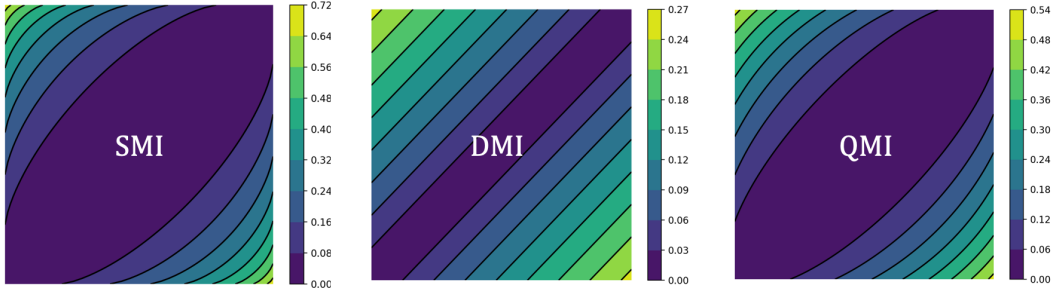


Figure 6: Contours of SMI, DMI, QMI on slice $p = .5$: DMI has the parallel lines “||” as contours and both SMI and QMI have shapes like “()”. Compared with “||”, This “()” shape contour will punish two-sided noise (far from the square frame’s boundary) more and one-sided noise (on the boundary of the square frame) less.

4 Application: Constant-round Multi-task Peer Prediction

We will apply the new family of mutual information measures, VMI, into the construction of constant-round multi-task peer prediction mechanisms. We proved that by picking density function properly,

we can obtain a family of polynomial mutual information measures. This section will formally show how to use polynomial mutual information measures to construct constant-round multi-task peer prediction mechanisms. We will also provide a concrete example in binary case.

4.1 Multi-task Peer Prediction and Mutual Information

This section introduces the multi-task peer prediction mechanism and shows how to employ the mutual information measure to design the dominantly truthful mechanisms. Specifically, this section connects polynomial mutual information and the constant-round dominantly truthful peer prediction mechanism.

In the multi-task peer prediction mechanism, n participants will be assigned T a priori similar tasks. For each task t , each participant i will receive a private signal $c_i^t \in \mathcal{C}$ where \mathcal{C} is a size C choice set. C is seen as a constant here. For binary questions, $C = 2$. By assuming the tasks are a priori similar, we in fact assume that n participants' honest signals $\{(c_1^t, c_2^t, \dots, c_n^t)\}_t$ are T i.i.d. samples from random variables (X_1, X_2, \dots, X_n) .

Each participant i may lie and her *strategy* S_i^t for each task t can be seen as a $C \times C$ stochastic matrix where $S_i^t(c_i^t, \hat{c}_i^t)$ is the probability she reports \hat{c}_i^t given that she receives c_i^t . The literature [?] also assumes that every participant plays the consistent strategy for all tasks. That is, for each i , there exists S_i such that $\forall t, S_i^t = S_i$. With this assumption, not only the participants' honest signals are i.i.d. samples, but also their reported signals are i.i.d. samples from random variables $(\hat{X}_1, \hat{X}_2, \dots, \hat{X}_n)$.

A multi-task peer prediction mechanism will take all participants' reports $\{(c_1^t, c_2^t, \dots, c_n^t)\}_t$ as input and output their corresponded payments p_1, p_2, \dots, p_n . A multi-task peer prediction mechanism is *dominantly truthful* if for all participant, truthful strategy maximizes her expected payment regardless of other people's strategies; and if she believes at least one of other participants tells the truth, truthful strategy will be strictly better than uninformative strategies. The last requirement guarantees that flat payment mechanism is not dominantly truthful.

[?] introduce an information-theoretic framework, Mutual Information Paradigm (MIP), for the design of dominantly truthful multi-task peer prediction mechanisms. MIP pays each participant the mutual information between her report and her peer's report. Once the mutual information is information-monotone, each participant will be incentivized to tell the truth to avoid the loss of information. However, mutual information requires the distribution as input while we only have samples. Luckily, since the participants are assumed to be expected payment maximizer, the unbiased estimator is sufficient. This is the basic idea of MIP.

Unbiased estimator of mutual information Given a mutual information MI, UBE^{MI} is an unbiased estimator of MI with $\geq r$ sample if for every two random variables (X, Y) , when $\{(x_t, y_t)\}_{t=1}^T$ are $T \geq r$ independent samples of (X, Y) ,

$$\mathbb{E}[\text{UBE}^{\text{MI}}(\{(x_t, y_t)\}_{t=1}^T)] = \text{MI}(X; Y).$$

Mutual Information Paradigm(UBE^{MI}) n participants are assigned $T \geq r$ a priori similar tasks in independent random orders. The participants finish the tasks without any communication.

Report For each task t , each participant i privately receives c_i^t and reports \hat{c}_i^t .

Payment For every two agents $i \neq j \in [n]$,

Agent i 's payment is

$$p_i := \sum_{j \neq i \in [n]} \text{UBE}^{\text{MI}}(\{(\hat{c}_i^t, \hat{c}_j^t)\}_{t=1}^T)$$

where UBE^{MI} is an unbiased estimator of an information-monotone MI that works for $\geq r$ samples.

We say agents' prior is informative with respect to MI if for every two agents i, j , the mutual information between their truthful reports are positive, i.e., $\text{MI}(X_i; X_j) > 0$. This assumption is required to guarantee the second property of dominant truthfulness.

Lemma 4.1. *When MI is information-monotone, non-negative and vanishes for independent random variables, if agents' prior is informative with respect to MI, then the mutual information paradigm UBE^{MI} is dominantly truthful.*

Proof. In expectation, agent i 's payment is $\sum_{j \neq i \in [n]} \text{MI}(\hat{X}_i; \hat{X}_j)$ which will be maximized if agent i tells the truth. If agents' prior is informative with respect to MI and agent i believe at least one of the other agents, say agent j tells the truth, agent i 's expected payment when she tells the truth will be $\geq \text{MI}(X_i; X_j) > 0$. If she reports uninformative signals, her expected payment will be zero since MI vanishes for independent random variables. Thus, the second property of dominant truthfulness is also satisfied. \square

To design a constant-round dominantly truthful mechanism, the unbiased estimator needs to work for only a constant number of samples. We will show that once the mutual information is a degree d polynomial, it has an unbiased estimator that works for $\geq d$ samples.

Definition 4.2 (Polynomial Mutual Information). *MI is a polynomial mutual information when $\text{MI}(X; Y)$ is a multivariate polynomial of the entries of $U_{X,Y}$.*

The only example of polynomial mutual information is DMI's square.

Definition 4.3 (Determinant based Mutual Information (DMI) [?]). *We use $\mathbf{U}_{X,Y}$ to denote the matrix format of $U_{X,Y}$,*

$$\text{DMI}(X; Y) := |\det(\mathbf{U}_{X,Y})|$$

DMI is not a polynomial mutual information while DMI's square is. For example, in the binary case for every joint distribution matrix $U_{X,Y} = \begin{bmatrix} u_{00} & u_{01} \\ u_{10} & u_{11} \end{bmatrix}$, $\text{DMI}(X; Y) = |u_{00}u_{11} - u_{10}u_{01}|$ is not a polynomial while $\text{DMI}^2(X; Y) = (u_{00}u_{11} - u_{10}u_{01})^2$ is a polynomial.

The following lemma shows that every polynomial mutual information corresponds to a dominantly truthful peer prediction mechanism with a constant number of tasks. In fact, the number of tasks is only required to be greater than the degree of the polynomial mutual information. For example, DMI's square is a degree $2C$ polynomial. DMI-Mechanism [?] is constructed via the unbiased estimator of DMI's square and requires $\geq 2C$ tasks.

Lemma 4.4. *Every degree d polynomial mutual information MI has an unbiased estimator UBE^{MI} for $T \geq d$ samples.*

Proof. Every degree d polynomial mutual information MI can be written as the sum of terms of format $\Pr[X = c_1, Y = c'_1] * \Pr[X = c_2, Y = c'_2] * \dots * \Pr[X = c_k, Y = c'_k], k \leq d$.

For each term $\Pr[X = c_1, Y = c'_1] * \Pr[X = c_2, Y = c'_2] * \dots * \Pr[X = c_k, Y = c'_k], k \leq d$, when we have k independent samples $(x_1, y_1), (x_2, y_2), \dots, (x_k, y_k)$ of X, Y , $\prod_{i=1}^k \mathbb{1}(x_i = c_i, y_i = c'_i)$ is an unbiased estimator. Thus, since $k \leq d$, $T \geq d$ independent samples is sufficient to construct an unbiased estimator of each term as well as the sum of these terms MI. \square

The above lemma is a general result of all polynomial mutual information. The next section will show how to construct an unbiased estimator as well as the corresponded mechanism in a concrete example. Together with Lemma 4.1 and Theorem 2.11, we obtain the following result.

Theorem 4.5. *With proper assumption for agents' prior, there exists a family of dominantly truthful multi-task peer prediction mechanisms that work for a constant number of tasks.*

4.2 A new constant-round dominantly truthful mechanism

This section will use a new polynomial binary mutual information MI^* to construct a new peer prediction mechanism. This work's results generalize to the non-binary case, this example uses the binary case for ease of illustration.

We pick the "Mountain" case (Example 3.3) and multiply $\det(\mathbf{U})$ to obtain a new polynomial binary mutual information MI^* .

$$\begin{aligned} MI^*(X; Y) = & 2(u_{00}u_{11} - u_{01}u_{10})^2 \left(\frac{8u_{00}^2}{15}u_{01}^2 + \frac{4u_{01}}{3}u_{00}^2u_{11} + \frac{4u_{00}^2}{9}u_{11}^2 \right. \\ & + \frac{4u_{00}}{3}u_{01}^2u_{10} + \frac{40u_{00}}{9}u_{01}u_{10}u_{11} + \\ & \left. \frac{4u_{00}}{3}u_{10}u_{11}^2 + \frac{4u_{01}^2}{9}u_{10}^2 + \frac{4u_{01}}{3}u_{10}^2u_{11} + \frac{8u_{10}^2}{15}u_{11}^2 \right) \end{aligned}$$

where $\mathbf{U} = \begin{bmatrix} u_{00} & u_{01} \\ u_{10} & u_{11} \end{bmatrix}$ is the joint distribution matrix of X, Y .

It's hard to tell that MI^* satisfies the information-monotonicity from the above formula while MI^* 's contour plot (Figure 7) intuitively shows the monotonicity. Section 3 shows that MI^* is information-monotone from its construction. With MI^* 's formula, we can construct a new constant-round dominantly truthful mechanism by paying the participants the unbiased estimator of MI^* . Previously, DMI-Mechanism is the only known constant-round dominantly truthful mechanism.

A New Constant-round Dominantly Truthful Mechanism n participants are assigned $T \geq 8$ a priori similar tasks. The participants finish the tasks without any communication.

Report For each task t , each participant i privately receives c_i^t and reports \hat{c}_i^t .

Payment For every two agents $i \neq j \in [n]$, we arbitrarily pick 8 tasks and $E_t(c, c')$ is a binary indicator event such that $E_t(c, c') = 1$ if for task t , agent i 's answer is c and agent j 's answer is c' . Otherwise, $E_t(c, c') = 0$. We define

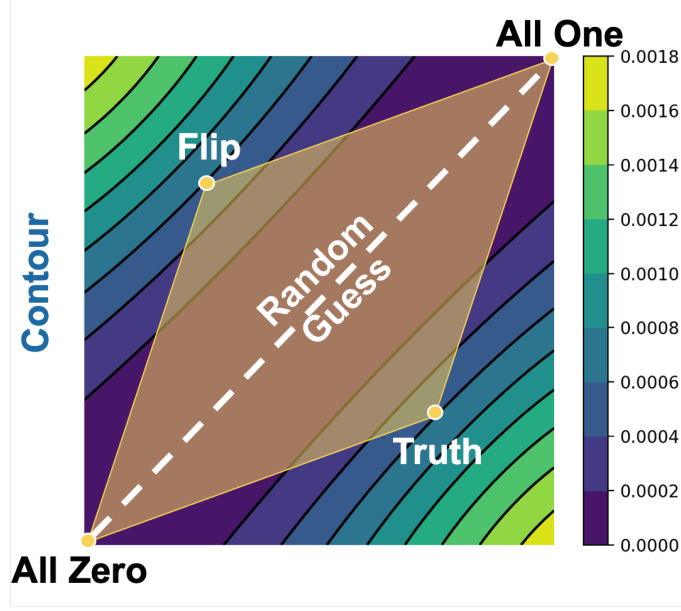


Figure 7: This is the contour plot of MI^* (the darker, the lower) on a subspace of joint distributions. Two participants, say Alice and Bob, are paid MI^* between their reports. Fixing Bob's strategy, since Alice's strategy corresponds to the joint distribution between their reports, we can draw Alice's strategies on the figure (a detailed explanation for the axis will be introduced in Section 3). The strategies consist of a light yellow parallelogram with four pure strategies as vertices: truth-telling, always flipping the answer, always answering zero, always answering one. From the plot, when Alice tells the truth or always flips her answer, she will be paid the highest. When Alice reports uninformative answer like always saying zero/one or random guessing without looking at the questions, she will be paid the lowest.

$$\begin{aligned}
p_{ij} := & 2(E_1(0,0)E_2(1,1) - E_1(0,1)E_2(1,0))(E_3(0,0)E_4(1,1) - E_3(0,1)E_4(1,0)) \\
& \left(\frac{8E_5(0,0)E_6(0,0)}{15}E_7(0,1)E_8(0,1) + \frac{4E_5(0,1)}{3}E_6(0,0)E_7(0,0)E_8(1,1) \right. \\
& + \frac{4E_5(0,0)E_6(0,0)}{9}E_7(1,1)E_8(1,1) + \frac{4E_5(0,0)}{3}E_6(0,1)E_7(0,1)E_8(1,0) \\
& + \frac{40E_5(0,0)}{9}E_6(0,1)E_7(1,0)E_8(1,1) + \frac{4E_5(0,0)}{3}E_6(1,0)E_7(1,1)E_8(1,1) \\
& + \frac{4E_5(0,1)E_6(0,1)}{9}E_7(1,0)E_8(1,0) + \frac{4E_5(0,1)}{3}E_6(1,0)E_7(1,0)E_8(1,1) \\
& \left. + \frac{8E_5(1,0)E_6(1,0)}{15}E_7(1,1)E_8(1,1) \right)
\end{aligned}$$

Agent i 's payment is $p_i := \sum_{j \neq i \in [n]} p_{ij}$

The above mechanism is a special mutual information paradigm by using MI^* 's unbiased estimator. According to Lemma 4.1, it is dominantly truthful and works for ≥ 8 tasks.

5 Conclusion and Discussion

This work provides a new geometric method, volume method, for the information measure design. The volume method allows us to design a new family of mutual information: volume mutual information (VMI). Every positive integrable density function over the space of distributions corresponds to a volume mutual information. By picking polynomial density functions, we can obtain a subset family of VMI which are all polynomials. With this family of polynomial mutual information, we can construct a new family of constant-round dominantly truthful peer prediction mechanisms.

We discuss several possible future works here. A natural direction will be defining a proper optimization goal and optimizing over this new mechanism family. Besides peer prediction, for other possible application scenarios (e.g. machine learning), we can also explore how to pick the right information measure, among VMI, FMI, and BMI. Another interesting direction is to apply this volume method into a non-probabilistic setting to design proper information measures for a non-probabilistic situation. Fully classifying all polynomial mutual information is also a possible future work.

A Basic Measure Theory

This section introduces several basic concepts in measure theory for rigorousness. However, a measure is just a generalization of the concepts of traditional length, area, and volume. Thus, readers can skip this section and still understand the proof in an intuitive way.

Measure, integral and monotonicity [?] We first introduce the concept of measure space (X, Σ, μ) . Intuitively, this measure space provides a way to measure the *volume* of the set X 's subset. We then introduce the concept of integral. Intuitively, when the X has a density, integral allows us to measure the *volume* of the set X 's subset with this density. We require the definition of measure and integral to satisfy monotonicity: any set's volume must be greater than its subset's volume.

Let X be a set. Σ is a collection of X 's subsets that contains X itself and is closed under complement and countable unions. μ is a non-negative function $\Sigma \rightarrow \mathbb{R}^+$. The members of Σ are called *measurable* sets. For every $A \in \Sigma$, $\mu(A)$ can be seen as A 's *volume*. We require the μ here to satisfy *monotonicity*: for every two measurable sets $A_1 \subset A_2$, $\mu(A_1) \leq \mu(A_2)$. We call (X, Σ, μ) is a measure space.

We also need the definition of *integral* such that there exists a class of integrable functions f where $\int_X f d\mu$ is well-defined. We require this integral definition to satisfy monotonicity as well: for two integrable real-valued functions $f \leq g$ on X ,

$$\int_X f d\mu \leq \int_X g d\mu.$$

For a non-negative integrable function w on X , $\int_A w d\mu$ can be seen as A 's volume with density w .

Lebesgue measure and Hausdorff measure [?] Here we introduce two measures for the Euclidean space and their relationship. Intuitively, to provide a measure for any triangle's area on \mathbb{R}^2 , the 2-dimensional Lebesgue measure \mathcal{L}^2 works. However, \mathcal{L}^2 will assign zero to the measure of any curve in \mathbb{R}^2 . To provide a measure for any curve's length in \mathbb{R}^2 , we need the Hausdorff measure \mathcal{H}^1 .

Formally, the Lebesgue measure \mathcal{L}^n is a measure on \mathbb{R}^n . The \mathcal{L}^n of the unit cube $[0, 1]^n$ is 1. The Hausdorff measure \mathcal{H}^m , $m \leq n$ is a m -dimensional measure on \mathbb{R}^n . It agrees with the classical mapping area of an embedded manifold, but it is defined for all subsets of \mathbb{R}^n . For Euclidean space, we use the Lebesgue measure as the default measure. That is, $\int_{E \subset \mathbb{R}^n} f(x) dx := \int_{E \subset \mathbb{R}^n} f(x) d\mathcal{L}^n(x)$.

One commonly used technique in integration is *change of variables*, which needs the *area formula*. For example, when we map a square in \mathbb{R}^2 into a parallelogram in \mathbb{R}^3 via an affine transformation. The area formula shows how to calculate the area of the parallelogram (Figure 8).

Fact A.1. (*Area Formula/Change of Variables [?]*) Let $\mathcal{J} : \mathbb{R}^m \rightarrow \mathbb{R}^n$, $m \leq n$ be a one to one affine transformation where $\mathcal{J}(\mathbf{v}) = \mathbf{J}\mathbf{v} + \mathbf{v}_0$. Let $E \subset \mathbb{R}^m$ be a measurable set and $f : E \rightarrow \mathbb{R}^+$ be an integrable function, then

$$\int_{\mathcal{J}(E)} f(\mathcal{J}^{-1}(\mathbf{v}')) d\mathcal{H}^m(\mathbf{v}') = \int_E f(\mathbf{v}) \sqrt{\det(\mathbf{J}^\top \mathbf{J})} d\mathcal{L}^m(\mathbf{v}) = \int_E f(\mathbf{v}) \sqrt{\det(\mathbf{J}^\top \mathbf{J})} d\mathbf{v}$$

Corollary A.2. Let $\mathcal{J} : \mathbb{R}^m \rightarrow \mathbb{R}^n$, $m \leq n$ be a one to one affine transformation where $\mathcal{J}(\mathbf{v}) = \mathbf{J}\mathbf{v} + \mathbf{v}_0$. Let $E \subset \mathbb{R}^m$ be a measurable set, then by defining $\text{Vol}(E) := \mathcal{L}^m(E)$, $\text{Vol}(\mathcal{J}(E)) := \mathcal{H}^m(\mathcal{J}(E))$,

$$\text{Vol}(\mathcal{J}(E)) = \sqrt{\det(\mathbf{J}^\top \mathbf{J})} \text{Vol}(E)$$

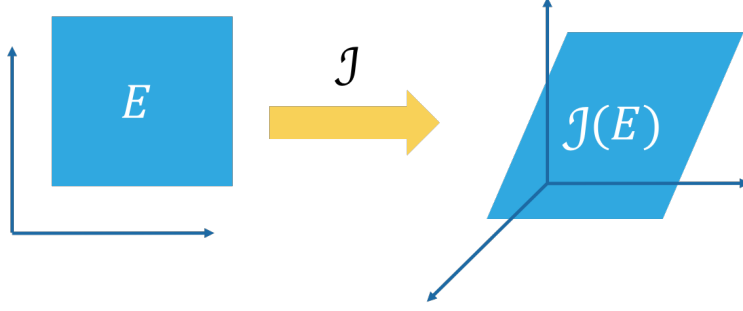


Figure 8: An affine transformation \mathcal{J} maps a set E in \mathbb{R}^2 to $\mathcal{J}(E)$ in \mathbb{R}^3 . The area formula will give the ratio of these two sets' areas. We use the Lebesgue measure \mathcal{L}^2 to measure the area of E and the Hausdorff measure \mathcal{H}^2 to measure the area of $\mathcal{J}(E)$.

B Proof of the Main Theorem

The part 1, VMI^w is information-monotone and non-negative, follows directly from Lemma 2.2 and Lemma 2.5. To show VMI^w vanishes on independent variables, notice that the uninformative distributions form a $C - 1$ -space whose dimension is strictly less than $C(C - 1)$. Thus, the $C(C - 1)$ -Hausdorff measure gives it zero volume. To show the rest of the results, here we introduce two linear algebra operations and their properties that the proof will use.

B.1 Some Linear Algebra Operations

Kronecker product The Kronecker product [?] of matrix $\mathbf{A} = [A_{ij}]_{ij} \in \mathbb{R}^{m \times n}$ and matrix $\mathbf{B} \in \mathbb{R}^{p \times q}$ is defined as a $mp \times nq$ matrix such that $\mathbf{A} \otimes \mathbf{B} = \begin{bmatrix} A_{11}\mathbf{B} & \cdots & A_{1n}\mathbf{B} \\ \cdots & \cdots & \cdots \\ A_{n1}\mathbf{B} & \cdots & A_{nn}\mathbf{B} \end{bmatrix}$

Fact B.1. [?] Here are several properties of the Kronecker product.

- *Transpose:* $(\mathbf{A} \otimes \mathbf{B})^\top = \mathbf{A}^\top \otimes \mathbf{B}^\top$
- *Determinant:* let \mathbf{A} be a $n \times n$ matrix and \mathbf{B} be a $m \times m$ matrix,

$$\det((\mathbf{A} \otimes \mathbf{B})) = \det(\mathbf{A})^m \det(\mathbf{B})^n$$

- *Mixed-product:* $(\mathbf{A} \otimes \mathbf{B})(\mathbf{C} \otimes \mathbf{D}) = (\mathbf{AC}) \otimes (\mathbf{BD})$

Vectorization For a matrix $\mathbf{A} \in \mathbb{R}^{m \times n}$, the vectorization [?] of \mathbf{A} is defined as a $m * n$ -dimensional column vector $\text{vec}(\mathbf{A})$ by stacking all column vectors of \mathbf{A} one under the other. For

example, when $\mathbf{A} = \begin{bmatrix} 1 & 3 \\ 2 & 4 \end{bmatrix}$, $\text{vec}(\mathbf{A}) = \begin{bmatrix} 1 \\ 2 \\ 3 \\ 4 \end{bmatrix}$.

Fact B.2. [?] $\text{vec}(\mathbf{ABC}) = (\mathbf{C}^\top \otimes \mathbf{A})\text{vec}(\mathbf{B})$

Proof of the Part 2: VMI provides an interpretation of DMI: $\text{DMI}^{C-1} \propto \text{VMI}$ In this part, we show that $\text{VMI}(X; Y) \propto \text{DMI}(X; Y)^{C-1}$.

Proof.

$$\text{VMI}(X; Y) = \text{Vol}(L_{\preceq \mathbf{U}_{X,Y}}) = \mathcal{H}^{C(C-1)}(L_{\preceq \mathbf{U}_{X,Y}})$$

For simplicity, we replace $\mathbf{U}_{X,Y}$ by \mathbf{U} . It's left to calculate the volume of $L_{\preceq \mathbf{U}}$. We will show that for every \mathbf{U} , $\mathcal{H}^{C(C-1)}(L_{\preceq \mathbf{U}}) \propto |\det(\mathbf{U})|^{C-1}$. We will first show that $L_{\preceq \mathbf{U}}$ is an affine mapping \mathcal{J} from a subset E in $\mathbb{R}^{C(C-1)}$ whose volume is non-zero and bounded. E is also independent of \mathbf{U} . With the corollary of the area formula, the volume of $L_{\preceq \mathbf{U}}$ will be proportional to $\sqrt{\det(\mathbf{J}^\top \mathbf{J})}$. It's only left to show that $\sqrt{\det(\mathbf{J}^\top \mathbf{J})} \propto |\det(\mathbf{U})|^{C-1}$.

Constructing E For each column-stochastic matrix \mathbf{T} , we define $\mathbf{T}_* := \mathbf{T}(1 : C-1, 1 : C)$. Let E be the set of all possible $\text{vec}(\mathbf{T}_*)$. Note that E is in $\mathbb{R}^{C(C-1)}$. The following claim shows that the volume of E is non-zero and bounded.

Claim B.3.

$$0 < \text{Vol}(E) := \mathcal{L}^{C(C-1)}(E) < 1$$

Proof. The set of \mathbf{T}_* denotes all $(C-1) \times C$ matrix whose every entry is non-negative and every column sums to a real number in $[0, 1]$. Thus, $\text{Vol}(E) < 1$ and for a $C(C-1)$ vector, if its every entry is in $[0, \frac{1}{C}]$, then it must be in E . Therefore,

$$\text{Vol}(E) := \mathcal{L}^{C(C-1)}(E) \geq \int_{t_1=0}^{\frac{1}{C}} \int_{t_2=0}^{\frac{1}{C}} \cdots \int_{t_{C(C-1)}=0}^{\frac{1}{C}} dt_1 dt_2 \cdots dt_{C(C-1)} > 0$$

Thus, $0 < \text{Vol}(E) < 1$. □

Constructing \mathcal{J} We start to construct an affine mapping \mathcal{J} from E to $L_{\preceq \mathbf{U}}$. Since every column of \mathbf{T} sums to 1, we can represent $\text{vec}(\mathbf{T})$ as an affine transformation of $\text{vec}(\mathbf{T}_*)$:

$$\text{vec}(\mathbf{T}) = (\mathbf{I} \otimes \mathbf{W})\text{vec}(\mathbf{T}_*) + \mathbf{c}_0$$

Here \mathbf{I} is a $C \times C$ identity matrix. \mathbf{W} is a $C \times (C-1)$ matrix, which is a $(C-1) \times (C-1)$ identity matrix with an additional all -1 row:

$$\mathbf{W} := \begin{bmatrix} 1 & 0 & \cdots & 0 \\ 0 & 1 & \cdots & 0 \\ \cdots & \cdots & \cdots & \cdots \\ 0 & 0 & \cdots & 1 \\ -1 & -1 & \cdots & -1 \end{bmatrix}$$

\mathbf{c}_0 is a $C(C-1)$ -dimensional column vector where all entries are zero except that the $C^{th}, 2C^{th}, 3C^{th}, \dots$ entries are all one.

For each element $\text{vec}(\mathbf{T}\mathbf{U}) \in L_{\preceq \mathbf{U}}$,

$$\begin{aligned}
\text{vec}(\mathbf{T}\mathbf{U}) &= (\mathbf{U}^\top \otimes \mathbf{I})\text{vec}(\mathbf{T}) \\
&= (\mathbf{U}^\top \otimes \mathbf{I})((\mathbf{I} \otimes \mathbf{W})\text{vec}(\mathbf{T}_*) + \mathbf{c}_0) \\
&= (\mathbf{U}^\top \otimes \mathbf{W})\text{vec}(\mathbf{T}_*) + (\mathbf{U}^\top \otimes \mathbf{I})\mathbf{c}_0
\end{aligned}$$

The first equality uses Fact B.2 and the third equality uses Fact B.1.

Therefore, $L_{\preceq \mathbf{U}}$ is the image of E with an affine transformation. The corresponded matrix $\mathbf{J} = \mathbf{U}^\top \otimes \mathbf{W}$.

By applying the area formula (Fact A.1),

$$\begin{aligned}
\text{Vol}(L_{\preceq \mathbf{U}}) &= \mathcal{H}^{C(C-1)}(L_{\preceq \mathbf{U}}) \\
&= \sqrt{\det(\mathbf{J}^\top \mathbf{J})} \text{Vol}(E) \\
&= \sqrt{\det((\mathbf{U}\mathbf{U}^\top) \otimes (\mathbf{W}^\top \mathbf{W}))} \text{Vol}(E) \tag{Fact B.1}
\end{aligned}$$

$\mathbf{W}^\top \mathbf{W}$'s dimension is $(C-1) \times (C-1)$ and $\mathbf{U}\mathbf{U}^\top$'s dimension is $C \times C$. Moreover, $\mathbf{W}^\top \mathbf{W} = \mathbf{I} + \mathbf{1}$ where $\mathbf{1}$ is a $(C-1) \times (C-1)$ matrix whose entries are all 1. By Gaussian elimination and induction, we can show that the determinant of $\mathbf{W}^\top \mathbf{W}$ is C . Therefore, based on the determinant property of Kronecker product (Fact B.1), we have

$$\begin{aligned}
\text{Vol}(L_{\preceq \mathbf{U}}) &= \sqrt{\det((\mathbf{U}\mathbf{U}^\top) \otimes (\mathbf{W}^\top \mathbf{W}))} \text{Vol}(E) \\
&= C^{\frac{C}{2}} |\det(\mathbf{U})|^{C-1} \text{Vol}(E) \\
&\propto |\det(\mathbf{U})|^{C-1} \tag{0 < \text{Vol}(E) < 1}
\end{aligned}$$

□

Proof of Part 3: Polynomial Volume Mutual Information In this part, we will show that when the density function w is a non-negative degree d_w polynomial, when C is an odd number, VMI^D is a degree $d_w + C^{C-1}$ polynomial and when C is an even number, $\text{DMI} * \text{VMI}^D$ is a degree $d_w + C^C$ polynomial. Moreover, $\text{DMI} * \text{VMI}^D$ is also information-monotone.

Proof. The proof of part 2 shows that $L_{\preceq \mathbf{U}}$ is an affine mapping \mathcal{J} from a subset E . Recall that E is the set of all possible $\text{vec}(\mathbf{T}_*)$ where $\mathbf{T}_* := \mathbf{T}(1 : C-1, 1 : C)$. We also proved that $\sqrt{\det(\mathbf{J}^\top \mathbf{J})} = C^{\frac{C}{2}} |\det(\mathbf{U})|^{C-1}$. Thus, by changing the variables, we have

$$\begin{aligned}
\text{VMI}^w(\mathbf{U}) &= \int_{x \in L_{\preceq \mathbf{U}}} w(x) d\mathcal{H}^{C(C-1)}(x) \\
&= C^{\frac{C}{2}} |\det(\mathbf{U})|^{C-1} \int_{\forall j, t_{1j} + t_{2j} + \dots + t_{c-1,j} \leq 1, \forall i, t_{ij} \geq 0} w(\mathbf{T}\mathbf{U}) (\Pi_j dt_{1j} dt_{2j} \dots dt_{c-1,j})
\end{aligned}$$

When $w(\mathbf{U})$ is a degree d_w polynomial of entries of \mathbf{U} , then $w(\mathbf{TU})$ is also a polynomial of the entries of \mathbf{U} and \mathbf{T} . Moreover, fixing \mathbf{T} , $w(\mathbf{TU})$ is still a degree d_w polynomial for \mathbf{U} .

$w(\mathbf{TU})$ can be written as the sum of terms of format $h(\mathbf{T})U_{c_1, c'_1}U_{c_2, c'_2} \cdots U_{c_k, c'_k}$, $k \leq d_w$. We can take out $U_{c_1, c'_1}U_{c_2, c'_2} \cdots U_{c_k, c'_k}$ and only integrate $h(\mathbf{T})$. Thus, after integration,

$$\int_{\forall j, t_{1j}+t_{2j}+\cdots+t_{c-1,j} \leq 1, \forall i, t_{ij} \geq 0} w(\mathbf{TU})(\Pi_j dt_{1j} dt_{2j} \cdots dt_{c-1,j})$$

is still a degree d_w formula for \mathbf{U} 's entries. Note that when C is an odd number, $|\det(\mathbf{U})|^{C-1} = (\det(\mathbf{U}))^{C-1}$ is a degree C^{C-1} polynomial. When C is even number, we can multiply DMI to avoid the absolute $|\cdot|$ symbol but still keep the information-monotonicity (the multiplication of two non-negative monotone functions are still monotone). Therefore, when C is an odd number, VMI^D is a degree $d_w + C^{C-1}$ polynomial. When C is an even number, $\text{DMI} * \text{VMI}^D$ is a degree $d_w + C^C$ polynomial and an information-monotone measure. □

C Additional proofs

Observation 2.8. *In binary case, there is an one to one mapping from $[0, 1]^3$ to L . In fact,*

$$L = \left\{ \begin{bmatrix} s & t \\ 1-s & 1-t \end{bmatrix} \begin{bmatrix} p & 0 \\ 0 & 1-p \end{bmatrix} \mid s, t, p \in [0, 1] \right\}.$$

Fixing p , there is an one to one mapping from $[0, 1]^2$ to $L_{\preceq \mathbf{U}_p}$ where $\mathbf{U}_p = \begin{bmatrix} p & 0 \\ 0 & 1-p \end{bmatrix}$ and $L = \{L_{\preceq \mathbf{U}_p} \mid p \in [0, 1]\}$.

Proof. We use L_1 to denote $\left\{ \begin{bmatrix} s & t \\ 1-s & 1-t \end{bmatrix} \begin{bmatrix} p & 0 \\ 0 & 1-p \end{bmatrix} \mid s, t, p \in [0, 1] \right\}$.

It's easy to verify that $\begin{bmatrix} s & t \\ 1-s & 1-t \end{bmatrix} \begin{bmatrix} p & 0 \\ 0 & 1-p \end{bmatrix}$ is a joint distribution matrix. Thus, $L_1 \subset L$ and we have a natural mapping $\mathbf{U} = \begin{bmatrix} s & t \\ 1-s & 1-t \end{bmatrix} \begin{bmatrix} p & 0 \\ 0 & 1-p \end{bmatrix}$ from $(s, t, p) \in [0, 1]^3$ to $\mathbf{U} \in L$. For another direction, for every $\mathbf{U} = \begin{bmatrix} u_{00} & u_{01} \\ u_{10} & u_{11} \end{bmatrix}$, we can set $p = u_{00} + u_{10}$ and $s = \frac{u_{00}}{p}$, $t = \frac{u_{01}}{1-p}$ such that

$$\begin{bmatrix} s & t \\ 1-s & 1-t \end{bmatrix} \begin{bmatrix} p & 0 \\ 0 & 1-p \end{bmatrix} = \mathbf{U}.$$

Thus, $L \subset L_1$ and there is a mapping from $\mathbf{U} = \begin{bmatrix} u_{00} & u_{01} \\ u_{10} & u_{11} \end{bmatrix} \in L$ to $(s = \frac{u_{00}}{u_{00}+u_{10}}, t = \frac{u_{01}}{1-(u_{00}+u_{10})}, p = u_{00} + u_{10}) \in [0, 1]^3$. □

D Divergence families

We use Σ to denote a discrete set of signals.

f -divergence [? ?] f -divergence $D_f : \Delta_\Sigma \times \Delta_\Sigma \rightarrow \mathbb{R}$ is a non-symmetric measure of the difference between distribution $\mathbf{p} \in \Delta_\Sigma$ and distribution $\mathbf{q} \in \Delta_\Sigma$ and is defined to be

$$D_f(\mathbf{p}, \mathbf{q}) = \sum_{\sigma \in \Sigma} \mathbf{p}(\sigma) f\left(\frac{\mathbf{q}(\sigma)}{\mathbf{p}(\sigma)}\right)$$

where $f(\cdot)$ is a convex function and $f(1) = 0$. f -divergence is non-negative and equals zero if $\mathbf{p} = \mathbf{q}$.

Now we introduce two f -divergences in common use: KL divergence, and Total variation Distance.

Example D.1 (KL divergence). *Choosing $-\log(x)$ as the convex function $f(x)$, f -divergence becomes KL divergence $D_{KL}(\mathbf{p}, \mathbf{q}) = \sum_{\sigma} \mathbf{p}(\sigma) \log \frac{\mathbf{p}(\sigma)}{\mathbf{q}(\sigma)}$*

Example D.2 (Total Variation Distance). *Choosing $|x-1|$ as the convex function $f(x)$, f -divergence becomes Total Variation Distance $D_{tvd}(\mathbf{p}, \mathbf{q}) = \sum_{\sigma} |\mathbf{p}(\sigma) - \mathbf{q}(\sigma)|$*

Proper scoring rules [?] A scoring rule $PS : \Sigma \times \Delta_\Sigma \rightarrow \mathbb{R}$ takes in a signal $\sigma \in \Sigma$ and a distribution over signals $\mathbf{p} \in \Delta_\Sigma$ and outputs a real number. A scoring rule is *proper* if, whenever the first input is drawn from a distribution \mathbf{p} , then \mathbf{p} will maximize the expectation of PS over all possible inputs in Δ_Σ to the second coordinate. A scoring rule is called *strictly proper* if this maximum is unique. We will assume throughout that the scoring rules we use are strictly proper. Slightly abusing notation, we can extend a scoring rule to be $PS : \Delta_\Sigma \times \Delta_\Sigma \rightarrow \mathbb{R}$ by simply taking $PS(\mathbf{p}, \mathbf{q}) = \mathbb{E}_{\sigma \leftarrow \mathbf{p}}(PS(\sigma, \mathbf{q}))$. We note that this means that any proper scoring rule is linear in the first term.

Example D.3 (Log Scoring Rule [? ?]). *Fix an outcome space Σ for a signal σ . Let $\mathbf{q} \in \Delta_\Sigma$ be a reported distribution. The Logarithmic Scoring Rule maps a signal and reported distribution to a payoff as follows:*

$$LSR(\sigma, \mathbf{q}) = \log(\mathbf{q}(\sigma)).$$

Example D.4 (Quadratic Scoring Rule [? ?]). *Fix an outcome space Σ for a signal σ . Let $\mathbf{q} \in \Delta_\Sigma$ be a reported distribution. The Quadratic Scoring Rule maps a signal and reported distribution to a payoff as follows:*

$$QSR(\sigma, \mathbf{q}) = \sum_{\sigma'} (\mathbf{1}_\sigma - \mathbf{q}(\sigma'))^2$$

where $\mathbf{1}_\sigma$ is a $|\Sigma|$ -dimensional vector such that $\mathbf{1}_\sigma(\sigma) = 1$ and $\forall \sigma' \neq \sigma, \mathbf{1}_\sigma(\sigma') = 0$.

Bregman Divergence [?] Bregman divergence $D_{PS} : \Delta_\Sigma \times \Delta_\Sigma \rightarrow \mathbb{R}$ is a non-symmetric measure of the difference between distribution $\mathbf{p} \in \Delta_\Sigma$ and distribution $\mathbf{q} \in \Delta_\Sigma$ and is defined to be

$$D_{PS}(\mathbf{p}, \mathbf{q}) = PS(\mathbf{p}, \mathbf{p}) - PS(\mathbf{p}, \mathbf{q})$$

where PS is a proper scoring rule. Like f -divergence, Bregman-divergence is non-negative and equals zero if $\mathbf{p} = \mathbf{q}$. For special Bregman-divergences, the log scoring rule leads to the KL-divergence as well.

Example D.5. *The quadratic scoring rule leads to quadratic divergence*

$$D_{QSR}(\mathbf{p}, \mathbf{q}) = \sum_{\sigma} (\mathbf{p}(\sigma) - \mathbf{q}(\sigma))^2.$$