

Counting the Number of People That Are Less Clever Than You

Yuqing Kong

The Center on Frontiers of Computing Studies,
Computer Science Dept., Peking University
yuqing.kong@pku.edu.cn

Abstract

To extend a partial order to a total order, we can map each element s to the number of elements that are less than s . Due to the transitivity of a partial order, the obtained total order preserves the original partial order. In a continuous measurable space, we can map each element s to the volume of the space that consists of elements that are less than s .

This simple idea generates a new family of mutual information measures, *volume mutual information* (VMI). This new measure family has an application in peer prediction. In the setting where participants are asked multiple similar possibly subjective multi-choice questions (e.g. Do you like Bulbasaur? Y/N; do you like Squirtle? Y/N), peer prediction aims to design mechanisms that encourage honest subjective feedback without verification. We use VMI to design a family of mechanisms where truth-telling is better than any other strategy and all participants only need to answer a small constant number of tasks. Previously, Determinant Mutual Information (DMI)-Mechanism is the only mechanism that satisfies the two properties. We also give DMI a geometric intuition by proving that DMI is a special case of VMI. Finally, we provide a visualization of multiple commonly used information measures as well as the new VMI in the binary case.

1 Introduction

Compared to partial orders, total orders are easier to store and use. Thus, sometimes we need to extend a partial order to a total order. For example, to design an information-theoretic measure, one desired property is information-monotonicity. That is, a less informative object has a lower measure. The definition of informativeness depends on the application scenario and is usually a partial order \preceq . Thus, essentially, monotone information measure design is extending a partial order to a total order. We present two examples of information-monotonicity here. Given a random variable X , entropy measure takes X 's distribution as input and output its amount of information. Here X' is less informative than X if X' is derived from X by a deterministic operation. An entropy is information-monotone if X' 's entropy is less than X 's entropy for any $X' \preceq X$. Another example is mutual information. Given a pair of random variables X, Y , mutual information measure takes X and Y 's joint distribution as input and output their mutual information. Here (X', Y) is less informative than (X, Y) if we can perform an operation on X to obtain X' and this operation is independent of Y . A mutual information measure is information-monotone if the mutual information between X' and Y is less than that between X and Y .

Prior studies [20, 21] usually use convex distance measures to design monotone information measures. Here we propose a simple design method that only relies on the partial order structure. We can map each element s to the number of elements that are less than s , denoted by $C(s) :=$

$|\{s' | s' \preceq s\}|$. For $s' \preceq s$, $C(s')$ must be smaller than $C(s)$ since partial order guarantees that the elements that are less than s' must be less than s as well. For continuous measurable space, we can measure the volume of the space of elements that are less than s . We call this method *volume method*.

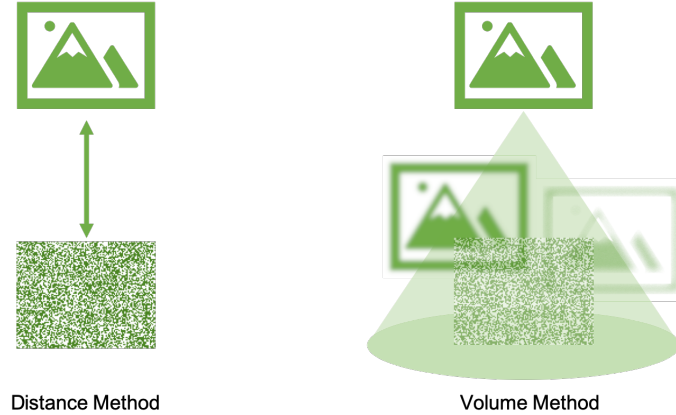


Figure 1: Distance method versus volume method: intuitively, the distance method measures an object’s information amount by its distance to uninformative objects. The volume method measures an object A ’s information amount by counting the number of objects that is less informative than A .

By applying volume method to measure mutual information between X and Y , we obtain volume mutual information

$$\text{VMI}(X;Y) := \text{Volume}(\{(X';Y)|(X';Y) \preceq (X;Y)\}).$$

Like other mutual information, volume mutual information operates on X and Y ’s joint distribution. By assigning different densities to the space of joint distributions, we can obtain different formulas of volume mutual information with different properties. In particular, when the density function is a polynomial of the elements in joint distribution, we can obtain a family of polynomial¹ volume mutual information as well.

Polynomial mutual information has a special property. In practice, we may only have access to a finite number of samples of X, Y rather than the joint distribution. Unlike Shannon mutual information which cannot be estimated unbiasedly with finite samples, we can show that every degree d polynomial mutual information has an unbiased estimator that uses only $\geq d$ samples. Interestingly, this property can be applied to a scenario called *peer prediction*. Let’s consider the following example.

Example 1.1. *Alice and Bob are assigned multiple similar multi-choice questions like Do you like Bulbasaur? Y/N; do you like Squirtle? Y/N, etc. When answering these questions, Alice may not always tell the truth. For example, Alice can always report ‘Yes’. Alice can also report ‘Yes’ or ‘No’ randomly regardless of the contents of the questions. Alice can partially tell the truth by reporting ‘Yes’ when she likes the Pokemon and report randomly when she does not like the Pokemon.*

¹For example, given a joint distribution $U = \begin{bmatrix} u_{00} & u_{01} \\ u_{10} & u_{11} \end{bmatrix}$ where $u_{ij} = \Pr[X = i, Y = j]$, $(u_{00}u_{11} - u_{10}u_{01})^2$ is a polynomial mutual information.

Peer prediction aims to design proper reward systems to encourage truth-telling in the setting where we cannot verify the elicited information, like the above example. Kong and Schoenebeck [13] propose a general information-theoretic framework for reward system design by rewarding each participant *the amount of information* contained in her report. In detail, from an information-theoretic perspective, Alice’s strategies are not equally informative. For example, the “random report” and “always yes” reflect no information about Alice’s opinions. In contrast, Truth-telling is the most informative strategy. Correspondingly, uninformative strategies lead to uninformative joint distributions, i.e, independent distributions, between Alice and Bob’s report for a random question. Informative strategies lead to informative joint distributions. To this end, we can reward Alice with the informativeness of the joint distribution, i.e., the mutual information between her report and Bob’s report, to incentivize her to tell the truth or play other equivalently informative strategies. However, this reward requires the knowledge of joint distribution and the estimation of joint distribution requires a large number of questions. Note that when Alice is an expected utility maximizer, rewarding her the unbiased estimator of the mutual information is sufficient. Recall that every degree d polynomial mutual information has an unbiased estimator that uses only $\geq d$ questions. Thus, in the setting where ≥ 2 participants are assigned multiple subjective multi-choice questions (multi-task setting), the family of polynomial VMI leads to a family of reward systems that is

Dominantly-truthful strict dominant strategy of truth-telling or equivalently informative strategy;

Prior-independent does not need any prior knowledge;

Constant-round the participants only need to answer a constant number of questions.

Previously, the square of Determinant Mutual Information (DMI) is the only known polynomial mutual information and DMI-Mechanism is the only known mechanism that satisfies the above properties [11]. In particular, When the space of joint distribution has uniform density, VMI degenerates to DMI. This gives an intuitive geometric interpretation to DMI.

To show how VMI changes for different density functions, we visually show the extension from partial order to total order in the setting of mutual information design by 1) visualizing the partial order structure of 2×2 joint distributions by a subset partial order structure ($A \subseteq B \Leftrightarrow A \preceq B$); 2) simultaneously visualizing mutual information by drawing their contours. This visualization also enables us to compare multiple commonly used information measures and helps us check the information-monotonicity directly.

Contribution To summarize, we contribute a novel approach, volume method, for the design of monotone informative measure and geometric visualization of the design process for 2×2 joint distributions. Aided by these tools, we design a new family of monotone mutual information measures, volume mutual information (VMI), employ VMIs to obtain a new family of constant-round reward systems in the multi-task peer prediction setting, and compare multiple commonly used mutual information measures visually.

1.1 Related Work

Miller et al. [15] start the literature of peer prediction by considering the setting where the participants are asked a single question (e.g. do you like this restaurant or not?). They design a reward system

where truth-telling is a strict equilibrium. However, this original peer prediction work requires the knowledge of the common prior over the participants. Prelec [16] proposes the Bayesian Truth Serum that removes this prior knowledge requirement by asking the participants to additionally report their forecasts for other people (e.g. what percentage of your peers like this restaurant?). However, Bayesian Truth Serum requires an infinite number of participants. Moreover, the additional forecast report requires additional efforts from the participants and makes the mechanism *non-minimal*. Radanovic and Faltings [18] extend Bayesian Truth Serum to a slightly different setting involving sensors, but still requires a large number of agents. A series of works (e.g. [17, 6, 25, 12]) study how to remove the requirement for a large number of participants, while their mechanisms are non-minimal. Frongillo and Witkowski [7] focus on the design of minimal mechanisms where the participants do not need to report additional forecasts. However, when participants are only assigned a single task, they point out that minimal mechanisms require constraints on the participants' belief model, i.e., are not *prior-independent*.

Dasgupta and Ghosh [5] start to consider the setting where the participants are assigned multiple similar tasks, the multi-task setting. In contrast to the single-task setting, the multi-task setting enables the design of both *prior-independent* and *minimal* mechanisms. In the multi-task setting, Radanovic et al. [19] use the distribution of reported answers from similar tasks as the prior probability of possible answers, while their mechanism requires the estimation of prior probability from a large number of tasks or participants. Kamble et al. [10] propose a mechanism where the participants can perform only a single task though the total number of tasks is large. However, this mechanism is not dominantly truthful and makes truth-telling only better than any symmetric equilibrium where all participants perform the same strategy. Shnayder et al. [22], Kong and Schoenebeck [13], Liu and Chen [14] focus on the setting where there are a small number of participants and show that the dominantly truthful multi-task peer prediction mechanism exists. Kong and Schoenebeck [13] also provide a general information-theoretic framework for the design of the dominantly truthful peer prediction mechanisms. However, they all require the participants to perform an infinite number of tasks.

Kong [11] addresses this issue by proposing the first dominantly truthful mechanism, DMI-Mechanism, which is prior-independent, minimal, and works for two participants and a constant number of tasks (constant-round). This mechanism is constructed by a new information measure, Determinant Mutual Information (DMI) whose square has a polynomial format. However, the existence of other constant-round dominantly truthful mechanisms remains to be an open question. This work answers the above question by providing a family of constant-round dominantly truthful peer prediction mechanisms, as well as a new family of information-monotone mutual information: volume mutual information (VMI), where DMI is a special case.

2 Volume Method and Volume Mutual Information

This section will formally state the volume method whose idea has been illustrated in the introduction. Later, this section will apply the volume method to obtain a new family of mutual information measure, Volume Mutual Information (VMI).

2.1 Volume Method

Given a partially ordered set (poset) (L, \preceq) , we define the *lower set* of ℓ 's as

$$\downarrow \ell := \{\ell' \mid \ell' \in L, \ell' \preceq \ell\}.$$

In discrete case, volume method measures each element by the size of its lower set. In continuous case, we need a monotone measure μ and integral $\int d\mu$ on L . That is, μ assigns higher volume to bigger set and for two integrable real-valued functions $f \leq g$ on X , $\int_X f d\mu \leq \int_X g d\mu$. We defer the basic definitions for measure and integral to appendix.

We assume that all lower sets are measurable with μ . Since the higher-order element has larger lower set, the volume of each element's lower set

$$V(\ell) := \text{Vol}(\downarrow \ell) := \mu(\downarrow \ell)$$

is a natural monotone function with respect to the partial order. More generally, we define a weighted version:

Definition 2.1 (Volume function). *Given a poset (L, \preceq) with a monotone measure μ and a monotone integral $\int d\mu$ on L , for every integrable non-negative density function $w : L \mapsto \mathbb{R}^+$, we define the volume function that is associated with w as*

$$V^w(\ell) := \text{Vol}^w(\downarrow \ell) := \int_{\downarrow \ell} w(x) d\mu(x).$$

When $w(x) = 1$ everywhere, $V^w(\ell) = V(\ell)$.

Lemma 2.2. *The volume function $V^w : L \mapsto \mathbb{R}^+$ is a non-negative monotone function.*

The above lemma shows that V^w extends a partial order to a total order.

Proof. When $\ell' \preceq \ell$, since \preceq is transitive,

$$\downarrow \ell' \subset \downarrow \ell.$$

Due to the fact that the measure and the integral are monotone, $V^w(\ell)$ is also monotone. □

2.2 Information Monotonicity

To apply the volume method to the design of mutual information, we need to define a partial order first. To define a proper partial order, we will introduce information-monotonicity. This property motivates the definition of a partial order. Let $U_{X,Y}$ be a joint distribution over two random variables X and Y . We want to design an information measure MI that takes $U_{X,Y}$ as input and outputs a non-negative real number, which reflects the amount of information contained in X that is related to Y . We also want MI to be *information-monotone*: when X' is "less informative" than X with respect to Y , $\text{MI}(U_{X',Y})$ should be less than $\text{MI}(U_{X,Y})$. Typically, the literature also writes $\text{MI}(U_{X,Y})$ as $\text{MI}(X; Y)$. The following definition is the formal definition of information-monotonicity.

Definition 2.3 (Information-monotonicity). [3] MI is information-monotone if for every two random variables X, Y , when X' is less informative than X with respect to Y , i.e., X' is independent of Y conditioning X ,

$$\text{MI}(X'; Y) \leq \text{MI}(X; Y).$$

This leads to a natural definition of the partial order, $U_{X',Y} \preceq U_{X,Y}$ iff X' is less informative than X with respect to Y , i.e., X' is independent of Y conditioning X . We will show that this is equivalent to the following definition.

Definition 2.4 ((L, \preceq) for MI). We define domain L as the set of all possible $C \times C$ joint distribution matrices. $\mathbf{U}' \preceq \mathbf{U}$ if there exists a column-stochastic² matrix \mathbf{T} such that $\mathbf{U}' = \mathbf{T}\mathbf{U}$.

Example 2.5.

$$\begin{bmatrix} .5 & .5 \\ .5 & .5 \end{bmatrix} \mathbf{U} \cong^3 \begin{bmatrix} 0 & 0 \\ 1 & 1 \end{bmatrix} \mathbf{U} \succ \begin{bmatrix} .5 & 0 \\ .5 & 1 \end{bmatrix} \mathbf{U} \preceq \mathbf{U}.$$

The first equality holds since $\begin{bmatrix} 0 & 0 \\ 1 & 1 \end{bmatrix} = \begin{bmatrix} 0 & 0 \\ 1 & 1 \end{bmatrix} \begin{bmatrix} .5 & .5 \\ .5 & .5 \end{bmatrix}$ and $\begin{bmatrix} .5 & .5 \\ .5 & .5 \end{bmatrix} = \begin{bmatrix} .5 & .5 \\ .5 & .5 \end{bmatrix} \begin{bmatrix} 0 & 0 \\ 1 & 1 \end{bmatrix}$. The second partial order is valid since $\begin{bmatrix} 0 & 0 \\ 1 & 1 \end{bmatrix} = \begin{bmatrix} 0 & 0 \\ 1 & 1 \end{bmatrix} \begin{bmatrix} .5 & 0 \\ .5 & 1 \end{bmatrix}$.

The following lemma shows that designing information-monotone mutual information is equivalent to designing a monotone function on (L, \preceq) .

Lemma 2.6. MI is information-monotone if and only if MI is a monotone function on (L, \preceq) .

Proof. We first show the \Leftarrow direction. when X' is less informative than X with respect to Y , i.e., X' is independent of Y conditioning X ,

$$U_{X',Y}(x', y) = \Pr[X' = x', Y = y] = \sum_x \Pr[X' = x' | X = x] \Pr[X = x, Y = y].$$

Thus, $\mathbf{U}_{X',Y} = \mathbf{U}_{X'|X} \mathbf{U}_{X,Y}$. Since $\mathbf{U}_{X'|X}$ is a column-stochastic matrix, $\mathbf{U}_{X',Y} \preceq \mathbf{U}_{X,Y}$. When MI is a monotone function on (L, \preceq) , MI is information-monotone.

To show the opposite direction, we start from the situation that MI is information-monotone. For every \mathbf{U} , for every column-stochastic matrix \mathbf{T} , we only need to show there exists X, X', Y such that X' is less informative than X and $\mathbf{U}_{X,Y} = \mathbf{U}$ and $\mathbf{U}_{X',Y} = \mathbf{T}\mathbf{U}$. We can construct such X, X', Y by setting $\Pr[X = x, X' = x', Y = y] = \mathbf{U}_{X,Y}(x, y) \mathbf{U}_{X'|X}(x', x)$ for every x, x', y . Here $\mathbf{U}_{X,Y}(x, y) := \mathbf{U}(x, y)$ and $\mathbf{U}_{X'|X}(x', x) := \mathbf{T}(x', x)$. It's easy to see that $\mathbf{U}_{X',Y} = \mathbf{T}\mathbf{U}$ and X' is less informative than X for Y .

Thus, $\text{MI}(\mathbf{T}\mathbf{U}) = \text{MI}(X'; Y) \leq \text{MI}(X; Y) = \text{MI}(\mathbf{U})$. The inequality follows from the fact that MI is information-monotone. Therefore, MI is also monotone on the poset and the \Rightarrow direction is also valid. \square

²A matrix \mathbf{T} is a column-stochastic matrix iff every entry of \mathbf{T} is non-negative and every column of \mathbf{T} sums to 1.

³If $A \preceq B$ and $B \preceq A$, then $A \cong B$.

2.3 Volume Mutual Information

This section will apply the volume method to obtain a new family of monotone mutual information measures, Volume Mutual Information (VMI). We have already defined the poset. Thus, to apply the volume method, we only need to pick the measure and integral.

We will use Hausdorff measure [23]. Intuitively, to provide a measure for any triangle's area on \mathbb{R}^2 , the 2-dimensional Lebesgue measure \mathcal{L}^2 works. However, \mathcal{L}^2 will assign zero measure to any curve in \mathbb{R}^2 . To provide a measure for a curve's length in \mathbb{R}^2 , we can use the Hausdorff measure \mathcal{H}^1 . We defer more introduction about the basic measure theory to the appendix.

Definition 2.7 ($(L, \preceq, \mu, \mathcal{f})$ for MI). *We define domain L as the set of all possible $C \times C$ joint distribution matrices. $\mathbf{U}' \preceq \mathbf{U}$ if there exists a column-stochastic matrix \mathbf{T} such that $\mathbf{U}' = \mathbf{T}\mathbf{U}$. We vectorize matrices and transform L to a space in \mathbb{R}^{C^2} . We pick μ as the $C(C-1)$ -dimensional⁴ Hausdorff measure $\mathcal{H}^{C(C-1)}$.*

Example 2.8 ($(L, \preceq, \mu, \mathcal{f})$ in binary case). *The following observation allows us to visually illustrate $(L, \preceq, \mu, \mathcal{f})$ for binary case in Figure 2.*

Observation 2.9. *In binary case, there is an one to one mapping from $[0, 1]^3$ to L . In fact,*

$$L = \left\{ \begin{bmatrix} s & t \\ 1-s & 1-t \end{bmatrix} \begin{bmatrix} p & 0 \\ 0 & 1-p \end{bmatrix} \mid s, t, p \in [0, 1] \right\}.$$

Fixing p , there is an one to one mapping from $[0, 1]^2$ to $\downarrow \mathbf{U}_p$ where $\mathbf{U}_p = \begin{bmatrix} p & 0 \\ 0 & 1-p \end{bmatrix}$. $\downarrow \mathbf{U}_p$ is the space of all joint distribution matrices whose column sum is $(p, 1-p)$ and $L = \{\downarrow \mathbf{U}_p \mid p \in [0, 1]\}$.

The proof is deferred to the appendix.

Definition 2.10 (Volume Mutual Information VMI^w). *Given an integrable non-negative density function w , we define the Volume Mutual Information as*

$$\text{VMI}^w(X; Y) := V^w(\mathbf{U}_{X,Y}) = \text{Vol}^w(\downarrow \mathbf{U}_{X,Y}) = \int_{\downarrow \mathbf{U}_{X,Y}} w(x) d\mathcal{H}^{C(C-1)}(x).$$

Aided by programming, we can obtain the explicit formula of VMI (Example 3.2). The choice of density functions affects the property of VMI. Theoretically, we will show that uniform density leads to DMI and polynomial density obtains polynomial VMI (Theorem 2.13), which leads to a family of constant-round dominantly truthful peer prediction mechanisms (Theorem 4.1). Numerically, we will show the influence of density visually by three concrete binary VMI (Example 3.2). To state the theorem formally, we first give a formal definition for polynomial mutual information.

Definition 2.11 (Polynomial Mutual Information). *MI is a polynomial mutual information when $\text{MI}(X; Y)$ a multivariate polynomial of the entries of $\mathbf{U}_{X,Y}$.*

Definition 2.12 (Determinant based Mutual Information (DMI) [11]). *We use $\mathbf{U}_{X,Y}$ to denote the matrix format of $\mathbf{U}_{X,Y}$,*

$$\text{DMI}(X; Y) := |\det(\mathbf{U}_{X,Y})|$$

⁴Though L is a subset of a C^2 dimensional space, in the later sections, we will see the lower set has at most $C(C-1)$ dimension.

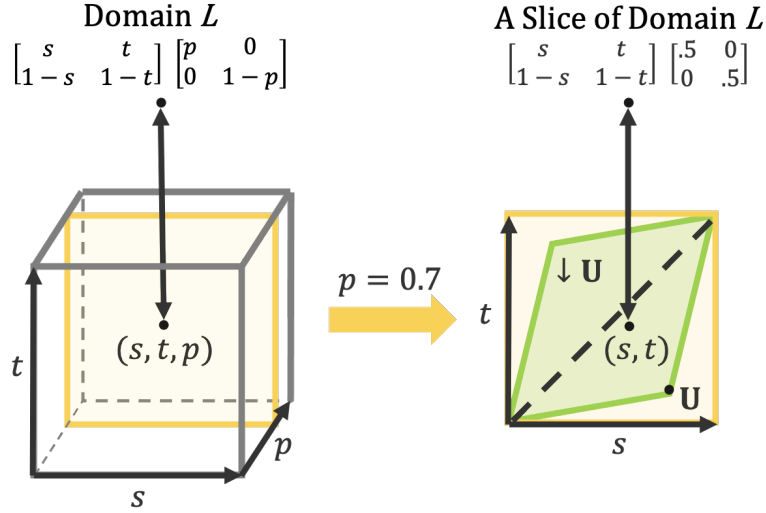


Figure 2: Visual illustration (L, \preceq, μ, f) in binary case:

- Domain L : there exists a one to one mapping from the domain L to a unit cube $[0, 1]^3$. Thus, we visualize L as a unit cube. The right square represents a slice of L , $\downarrow \mathbf{U}_{.7}$, the space of all joint distribution matrices whose column sum is $(.7, .3)$.
- Lower set $\downarrow \mathbf{U}$: for each element \mathbf{U} , all $\mathbf{U}' \preceq \mathbf{U}$ constitute a parallelogram (the light red area) whose endpoints are $\{\mathbf{U}, \begin{bmatrix} 0 & 1 \\ 1 & 0 \end{bmatrix} \mathbf{U}, \begin{bmatrix} 1 & 1 \\ 0 & 0 \end{bmatrix} \mathbf{U}, \begin{bmatrix} 0 & 0 \\ 1 & 1 \end{bmatrix} \mathbf{U}\}$. This parallelogram is also called \mathbf{U} 's lower set.
- Uninformative set: when $s = t$ (the black dashed line), the distribution represents independent X and Y . In this case, the mutual information should be zero. We call the set of these independent distributions the uninformative set.
- Measure μ : since the lower set is always on a 2-dimensional space, we use the 2-dimensional Hausdorff measure \mathcal{H}^2 to measure the area of the parallelogram in \mathbb{R}^3 .

The square of DMI is a polynomial mutual information.

Theorem 2.13. VMI^w is an information-monotone mutual information. VMI^w is also non-negative and when X and Y are independent, $\text{VMI}^w(X; Y) = 0$. Moreover,

Uniform density with the uniform density, $\text{VMI}(X; Y) \propto \text{DMI}(X; Y)^{C-1}$;

Polynomial density when the density function w is a non-negative degree d_w polynomial, when C is an odd number, VMI^D is a degree $d_w + C^{C-1}$ information-monotone polynomial mutual information and when C is an even number, $\text{DMI} * \text{VMI}^D$ is a degree $d_w + C^C$ information-monotone polynomial mutual information.

Proof outline The fact of that VMI^w is information-monotone follows directly from Lemma 2.2 and Lemma 2.6. We will apply the area formula (Fact A.1) to prove the other parts. With the

uniform density, to show that $\text{VMI}(X;Y) \propto \text{DMI}(X;Y)^{C-1}$, we only need to show the original volume of the lower set is proportional to $\text{DMI}(X;Y)^{C-1}$. We will construct a proper affine mapping from $\mathbb{R}^{C(C-1)}$ to L and directly apply the area formula to show this result. To show the last part of this theorem, we will write down the integration explicitly and then analyze it. We defer the full proof to the appendix.

3 Visualization of Binary Mutual Information

This section will provide a visualization method for all binary mutual information. By using this visualization method, we visualize three new VMIs for three styles of densities (mountain, plain, basin), as well as two existed mutual information measures.

Definition 3.1 (Contour plots of binary MIs). *In binary case, the mutual information can be seen as a function with 3 variables:*

$$\text{MI}^{3d}(s, t, p; \text{MI}) := \text{MI}\left(\begin{bmatrix} s & t \\ 1-s & 1-t \end{bmatrix} \begin{bmatrix} p & 0 \\ 0 & 1-p \end{bmatrix}\right).$$

To visualize the contour plot in a 2 dimensional space, we fix $p = p_0$ and draw the contours of $\text{MI}^{2d}(s, t; p_0, \text{MI}) := \text{MI}^{3d}(s, t, p_0; \text{MI})$ on slice $p = p_0$.

Figure 3 illustrates the contours for information-monotone MIs and a MI that is not information-monotone.

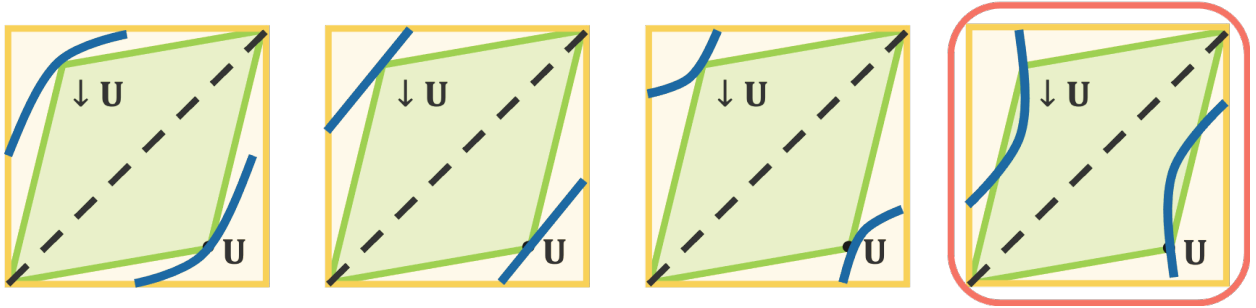


Figure 3: Information-monotone MI vs Un-information-monotone MI: the first three figures illustrate the contours of different information-monotone MIs. In these figures, the contours on each element U (the blue lines) must always contain U 's lower set (the green parallelogram). The last figure (with a red frame) illustrates the contours of a MI which is not information-monotone.

Visualization of Binary Volume Mutual Information We use the results of Lemma C.1 and employ the computer to compute the indefinite integration and obtain the explicit formula of VMI^w in the binary case.

Example 3.2. *Here we provide three concrete examples to show how the choice of density will affect the corresponded volume mutual information.*

We pick the $p_0 = .5$ slice to illustrate the 2-dimensional contour of the VMIs, which is the contour of $\text{MI}^{2d}(s, t; .5, \text{VMI}^w)$. We will also draw the heatmap of the density function. In the $p_0 = .5$ slice, in the new coordinates, the density function changes to $w^{2d}(s, t) := w\left(\begin{bmatrix} s & t \\ 1-s & 1-t \end{bmatrix} \begin{bmatrix} .5 & 0 \\ 0 & .5 \end{bmatrix}\right)$.

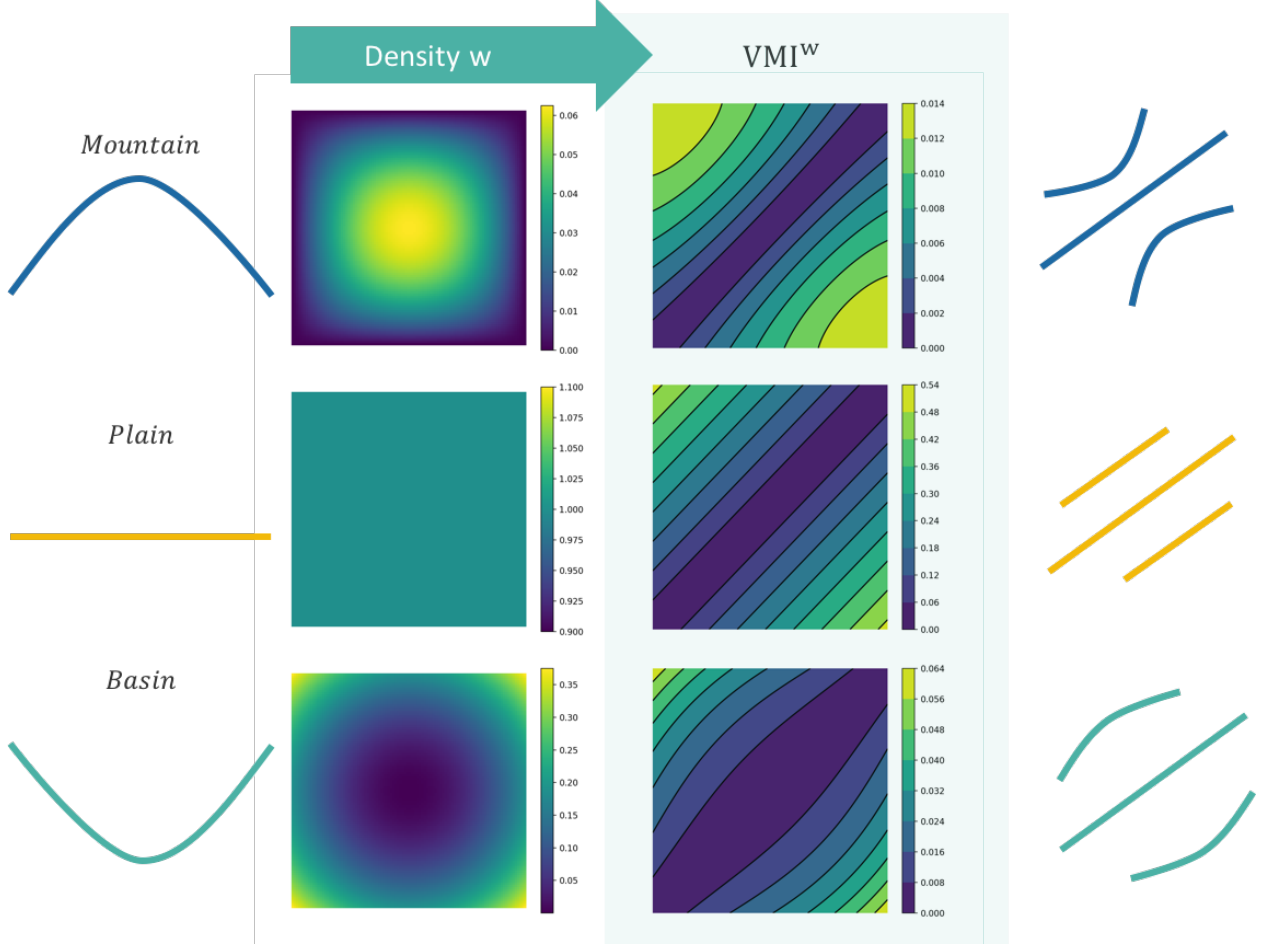


Figure 4: From density function w to VMI^w : the left column shows the heatmaps of the density functions w and the right column shows the contours of their corresponded VMI^w s. The “plain” shape density has uniform density everywhere. Its corresponded VMI, DMI, has the parallel lines “|||” as contours. The “mountain” shape density has the highest density in the center. This will lead to a VMI whose contour is like “)|”. Compared with “|||”, This “)|” shape contour will punish one-sided noise (e.g. say “like” when “like”, say “hate” w.p. $\frac{1}{2}$ when “hate”) more. The “basin” shape density has the lowest density in the center. This will lead to a VMI whose contour is like “(|)”. Compared with “|||”, This “(|)” shape contour will punish two-sided noise more.

1. **Mountain** $w\left(\begin{bmatrix} a & b \\ c & d \end{bmatrix}\right) = 16abcd$, $w^{2d}(s, t) = s(1-s)t(1-t)$:

This density function is called “Mountain” since the center has a higher density than its surroundings. The highest density will be obtained when $s = t = .5$.

$$\begin{aligned}
 VMI^w(\mathbf{U}) = & 2|\det(\mathbf{U})| \left(\frac{8u_{00}^2}{15}u_{01}^2 + \frac{4u_{01}}{3}u_{00}^2u_{11} + \frac{4u_{00}^2}{9}u_{11}^2 \right. \\
 & + \frac{4u_{00}}{3}u_{01}^2u_{10} + \frac{40u_{00}}{9}u_{01}u_{10}u_{11} + \\
 & \left. \frac{4u_{00}}{3}u_{10}u_{11}^2 + \frac{4u_{01}^2}{9}u_{10}^2 + \frac{4u_{01}}{3}u_{10}^2u_{11} + \frac{8u_{10}^2}{15}u_{11}^2 \right)
 \end{aligned}$$

2. **Plain** $w\left(\begin{bmatrix} a & b \\ c & d \end{bmatrix}\right) = 1$, $w^{2d}(s, t) = 1$:

$$\text{VMI}^w(\mathbf{U}) = 2|\det(\mathbf{U})|$$

3. **Basin** $w\left(\begin{bmatrix} a & b \\ c & d \end{bmatrix}\right) = 3((a - .25)^2 + (b - .25)^2)$, $w^{2d}(s, t) = \frac{3}{4}((s - .5)^2 + (t - .5)^2)$:

This density function is called “Basin” since the center has a lower density than its surroundings. The lowest density will be obtained when $s = t = .5$.

$$\begin{aligned} \text{VMI}^w(\mathbf{U}) = & 2|\det(\mathbf{U})|(u_{00}^2 + 1.5u_{00}u_{10} + u_{01}^2 + 1.5u_{01}u_{11} \\ & + u_{10}^2 + u_{11}^2 - 0.375) \end{aligned}$$

The visualizations of w and VMI^w are presented in Figure 4.

The above example also provides three concrete polynomial mutual information by multiplying $|\det(\mathbf{U})|$ to each of them. The plain one corresponds to DMI’s square while the mountain and basin density provide two new polynomial mutual information for the binary case, which leads to two new constant-round dominantly truthful peer prediction mechanisms (see one example in Section 4.2).

Visualisation of Existed Mutual Information We will visualize two existed commonly used mutual information measures in this section. These measures are designed by a distance-based approach. For two random variables X and Y , U_Y represents the prior distribution over Y when we have no information. That is $U_Y(y) = \Pr[Y = y]$. $U_{Y|x}$ denotes the posterior distribution Y , i.e. $U_{Y|x}(y) = \Pr[Y = y|X = x]$ when we have information $X = x$. When X and Y are independent, knowing X will not change our belief for Y , i.e., $U_{Y|x}$ equals U_Y . When X and Y are highly correlated, knowing X changes the belief for Y a lot, i.e., $U_{Y|x}$ is quite different from U_Y . Intuitively, we can use the “distance” between the informative prediction $U_{Y|x}$ and the uninformative prediction U_Y to represent the mutual information between X and Y . This matches the conceptual idea presented in Figure 1. The distance measure should be picked carefully to satisfy information-monotonicity. Two different distance families, f -divergence $D_f(\cdot, \cdot)$ and Bregman-divergence $D_{PS}(\cdot, \cdot)$, can induce two families of information-monotone mutual information measures [13]. We list these measures here. We defer the detailed introduction for these distance measures to the appendix.

- f Mutual Information (FMI ^{f}): $\mathbb{E}_{x \leftarrow U_X} D_f(U_{Y|x}, U_Y)$
- Bregman Mutual Information (BMI ^{PS}): $\mathbb{E}_{x \leftarrow U_X} D_{PS}(U_{Y|x}, U_Y)$

We then give two special cases of the above families. The commonly used KL-divergence belongs to both of the families and induces the classic Shannon mutual information. The commonly used scoring rule, the quadratic scoring rule, induces the quadratic mutual information.

- Shannon Mutual Information (SMI): $\mathbb{E}_{x \leftarrow U_X} D_{KL}(U_{Y|x}, U_Y)$
- Quadratic Mutual Information (QMI): $\mathbb{E}_{x \leftarrow U_X} \|U_{Y|x} - U_Y\|^2$

We visualize SMI and QMI, as well as DMI in Figure 5.

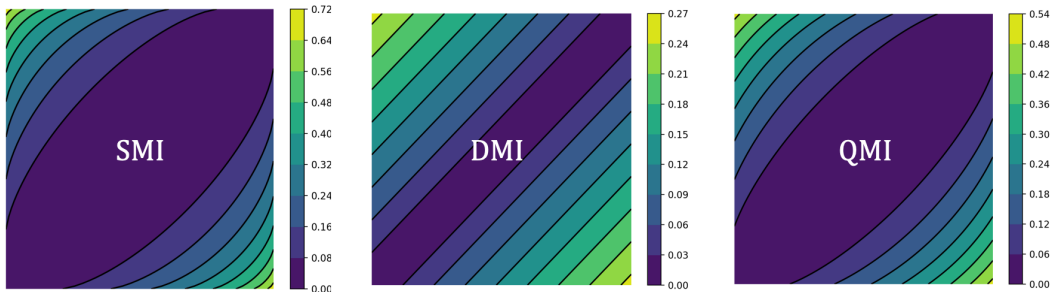


Figure 5: Contours of SMI, DMI, QMI on slice $p = .5$: DMI has the parallel lines “|||” as contours and both SMI and QMI have shapes like “()”. Compared with “|||”, This “()” shape contour will punish two-sided noise (far from the square frame’s boundary) more and one-sided noise (on the boundary of the square frame) less.

4 Application: Constant-round Multi-task Peer Prediction

We will apply the new family of mutual information measures, VMI, to the construction of constant-round multi-task peer prediction mechanisms. We have proved that by picking the density function properly, we can obtain a family of polynomial mutual information measures. This section will formally show how to use polynomial mutual information measures to construct constant-round dominantly truthful multi-task peer prediction mechanisms. We will also provide a concrete example in the binary case.

4.1 Multi-task Peer Prediction and Mutual Information

This section introduces the multi-task peer prediction mechanism and shows how to employ monotone mutual information measure to design dominantly truthful mechanisms. This section also connects polynomial mutual information and the constant-round peer prediction mechanism.

In the multi-task peer prediction mechanism, n participants will be assigned T a priori similar tasks. For each task t , each participant i will receive a private signal $c_i^t \in \mathcal{C}$ where \mathcal{C} is a size C choice set. C is seen as a constant here. For binary questions, $C = 2$. By assuming the tasks are a priori similar, n participants’ honest signals $\{(c_1^t, c_2^t, \dots, c_n^t)\}_t$ are T i.i.d. samples from random variables (X_1, X_2, \dots, X_n) .

Each participant i may lie and her strategy S_i^t for each task t can be seen as a $C \times C$ stochastic matrix where $S_i^t(c_i^t, \hat{c}_i^t)$ is the probability she reports \hat{c}_i^t given that she receives c_i^t . We follow Kong [11] and assume that every participant plays the consistent strategy for all tasks. That is, for each i , there exists S_i such that $\forall t, S_i^t = S_i$. With this assumption, not only the participants’ honest signals are i.i.d. samples, but also their reported signals are i.i.d. samples from random variables $(\hat{X}_1, \hat{X}_2, \dots, \hat{X}_n)$. A strategy S is uninformative if it is independent of private signals, i.e., $S(c, \hat{c}) = S(c', \hat{c})$ for all c, c', \hat{c} .

A multi-task peer prediction mechanism will take all participants’ reports $\{(c_1^t, c_2^t, \dots, c_n^t)\}_t$ as input and output their corresponded payments p_1, p_2, \dots, p_n . A multi-task peer prediction mechanism is *dominantly truthful* if, for all participants, truthful strategy maximizes her expected

payment regardless of other people’s strategies; and if she believes at least one of other participants tells the truth, the truthful strategy will be strictly better than uninformative strategies. The last requirement guarantees that the flat payment mechanism is not dominantly truthful.

Kong and Schoenebeck [13] introduce an information-theoretic framework, Mutual Information Paradigm (MIP), for the design of dominantly truthful multi-task peer prediction mechanisms. MIP pays each participant the mutual information between her report and her peer’s report. Once the mutual information is information-monotone, each participant will be incentivized to tell the truth to avoid the loss of information. However, mutual information requires the distribution as input while we only have samples. Luckily, since the participants are assumed to be the expected payment maximizer, the unbiased estimator is sufficient.

Unbiased estimator of mutual information Given a mutual information MI, UBE^{MI} is an unbiased estimator of MI with $\geq r$ sample if for every two random variables (X, Y) , when $\{(x_t, y_t)\}_{t=1}^T$ are $T \geq r$ independent samples of (X, Y) ,

$$\mathbb{E}[\text{UBE}^{\text{MI}}(\{(x_t, y_t)\}_{t=1}^T)] = \text{MI}(X; Y).$$

Mutual Information Paradigm(UBE^{MI}) n participants are assigned $T \geq r$ a priori similar tasks in independent random orders. The participants finish the tasks without any communication.

Report For each task t , each participant i privately receives c_i^t and reports \hat{c}_i^t .

Payment For every two agents $i \neq j \in [n]$,

Agent i ’s payment is

$$p_i := \sum_{j \neq i \in [n]} \text{UBE}^{\text{MI}}(\{\{\hat{c}_i^t, \hat{c}_j^t\}_{t=1}^T\})$$

where UBE^{MI} is an unbiased estimator of an information-monotone MI that works for $\geq r$ samples.

We say agents’ prior is informative for MI if for every two agents i, j , the mutual information between their truthful reports are positive, i.e., $\text{MI}(X_i; X_j) > 0$. This assumption is required to guarantee the second property of dominant truthfulness.

Lemma 4.1. *When MI is information-monotone, non-negative and vanishes for independent random variables, if agents’ prior is informative with respect to MI, then the mutual information paradigm UBE^{MI} is dominantly truthful.*

Proof. In expectation, agent i ’s payment is $\sum_{j \neq i \in [n]} \text{MI}(\hat{X}_i; \hat{X}_j)$ which will be maximized if agent i tells the truth. If agents’ prior is informative with respect to MI and agent i believe at least one of the other agents, say agent j tells the truth, agent i ’s expected payment when she tells the truth will be $\geq \text{MI}(X_i; X_j) > 0$. If she reports uninformative signals, her expected payment will be zero since MI vanishes for independent random variables. Thus, the second property of dominant truthfulness is also satisfied. \square

To design a constant-round dominantly truthful mechanism, the unbiased estimator needs to work for only a constant number of samples. We will show that once the mutual information is a degree d polynomial, it has an unbiased estimator that works for $\geq d$ samples.

Lemma 4.2. *Every degree d polynomial mutual information MI has an unbiased estimator UBE^{MI} for $T \geq d$ samples.*

Proof. Every degree d polynomial mutual information MI can be written as the sum of terms of format $\Pr[X = c_1, Y = c'_1] * \Pr[X = c_2, Y = c'_2] * \dots * \Pr[X = c_k, Y = c'_k], k \leq d$.

For each term $\Pr[X = c_1, Y = c'_1] * \Pr[X = c_2, Y = c'_2] * \dots * \Pr[X = c_k, Y = c'_k], k \leq d$, when we have k independent samples $(x_1, y_1), (x_2, y_2), \dots, (x_k, y_k)$ of X, Y , $\prod_{i=1}^k \mathbb{1}(x_i = c_i, y_i = c'_i)$ is an unbiased estimator. Thus, since $k \leq d, T \geq d$ independent samples is sufficient to construct an unbiased estimator of each term as well as the sum of these terms MI. \square

The above lemma shows that every degree d polynomial mutual information corresponds to a dominantly truthful peer prediction mechanism that works for $\geq d$ tasks. For example, DMI's square is a degree $2C$ polynomial. DMI-Mechanism [11] is constructed via the unbiased estimator of DMI's square and requires $\geq 2C$ tasks. Together with Lemma 4.1 and Theorem 2.13, we obtain the following result.

Theorem 4.3. *With proper assumption for agents' prior, there exists a family of dominantly truthful multi-task peer prediction mechanisms that work for a constant number of tasks.*

Proof. Theorem 2.13 shows the existence of a family of polynomial mutual information. Lemma 4.2 shows that each degree d polynomial mutual information MI has an unbiased estimator with $\geq d$ samples. Lemma 4.1 shows that when agents' prior is informative for MI, we can use the above unbiased estimator to construct a dominantly truthful peer prediction mechanism that works for $\geq d$ tasks. \square

4.2 A new constant-round dominantly truthful mechanism

We use a new polynomial binary mutual information VMI^* to construct a new peer prediction mechanism in the binary case. Our results work for non-binary case, this example uses the binary case for ease of illustration. We pick the ‘‘Mountain’’ case (Example 3.2) and multiply $\det(\mathbf{U})$ to obtain a new polynomial binary mutual information VMI^* .

$$\begin{aligned} \text{VMI}^*(X; Y) = & 2(u_{00}u_{11} - u_{01}u_{10})^2 \left(\frac{8u_{00}^2}{15}u_{01}^2 + \frac{4u_{01}}{3}u_{00}^2u_{11} + \frac{4u_{00}^2}{9}u_{11}^2 \right. \\ & + \frac{4u_{00}}{3}u_{01}^2u_{10} + \frac{40u_{00}}{9}u_{01}u_{10}u_{11} + \\ & \left. \frac{4u_{00}}{3}u_{10}u_{11}^2 + \frac{4u_{01}^2}{9}u_{10}^2 + \frac{4u_{01}}{3}u_{10}^2u_{11} + \frac{8u_{10}^2}{15}u_{11}^2 \right) \end{aligned}$$

where $\mathbf{U} = \begin{bmatrix} u_{00} & u_{01} \\ u_{10} & u_{11} \end{bmatrix}$ is the joint distribution matrix of X, Y .

It's hard to tell that VMI^* satisfies the information-monotonicity from the above formula while VMI^* 's contour plot (Figure 6) intuitively shows the monotonicity. Section 3 shows that VMI^* is information-monotone from its construction. With VMI^* 's formula, we can construct a new constant-round dominantly truthful mechanism in the binary case by paying the participants the unbiased estimator of VMI^* . Previously, DMI-Mechanism is the only known constant-round dominantly truthful mechanism.

VMI*-Mechanism n participants are assigned $T \geq 8$ a priori similar tasks. The participants finish the tasks without any communication.

Report For each task t , each participant i privately receives c_i^t and reports \hat{c}_i^t .

Payment For every two agents $i \neq j \in [n]$, we arbitrarily pick 8 tasks and $E_t(c, c')$ is a binary indicator event such that $E_t(c, c') = 1$ if for task t , agent i 's answer is c and agent j 's answer is c' . Otherwise, $E_t(c, c') = 0$. We define

$$\begin{aligned}
p_{ij} := & 2(E_1(0,0)E_2(1,1) - E_1(0,1)E_2(1,0))(E_3(0,0)E_4(1,1) - E_3(0,1)E_4(1,0)) \\
& \left(\frac{8E_5(0,0)E_6(0,0)}{15} E_7(0,1)E_8(0,1) + \frac{4E_5(0,1)}{3} E_6(0,0)E_7(0,0)E_8(1,1) \right. \\
& + \frac{4E_5(0,0)E_6(0,0)}{9} E_7(1,1)E_8(1,1) + \frac{4E_5(0,0)}{3} E_6(0,1)E_7(0,1)E_8(1,0) \\
& + \frac{40E_5(0,0)}{9} E_6(0,1)E_7(1,0)E_8(1,1) + \frac{4E_5(0,0)}{3} E_6(1,0)E_7(1,1)E_8(1,1) \\
& + \frac{4E_5(0,1)E_6(0,1)}{9} E_7(1,0)E_8(1,0) + \frac{4E_5(0,1)}{3} E_6(1,0)E_7(1,0)E_8(1,1) \\
& \left. + \frac{8E_5(1,0)E_6(1,0)}{15} E_7(1,1)E_8(1,1) \right)
\end{aligned}$$

Agent i 's payment is $p_i := \sum_{j \neq i \in [n]} p_{ij}$

The above mechanism is a special mutual information paradigm by using VMI*'s unbiased estimator. According to Lemma 4.1, VMI*-Mechanism is dominantly truthful, prior-independent and works for ≥ 8 tasks.

5 Conclusion and Discussion

We provide a novel and simple geometric method to design monotone information measure, volume method. Aided by the volume method, we design a new family of mutual information: volume mutual information (VMI). By picking density function properly, we obtain a family of polynomial mutual information, which implies a new family of constant-round dominantly truthful peer prediction mechanisms. We also provide a visualization method that visualizes the design of monotone information measures.

Besides peer prediction, there are several potential applications of the new tools proposed in this work. The volume method can be applied in other information measure design scenarios other than mutual information measure. Essentially, the volume method reduces the challenge of monotone information measure design to the definition of information-monotonicity. The definition should depend on the application scenario and more importantly, is a partial order. We hope the volume method can be applied to other settings (e.g. a non-probabilistic setting) in the future.

The visualization eases the understanding of mutual information measures. A future direction is to build a formal connection between the contours and the measure's property. Then to optimize over all possible monotone mutual information measures, we can visually optimize over all contours. Additionally, this visualization naturally leads to a visual way to fully classify all monotone mutual information in binary case by the shape of contours. We hope this visualization in binary can also provide insights for the non-binary case.

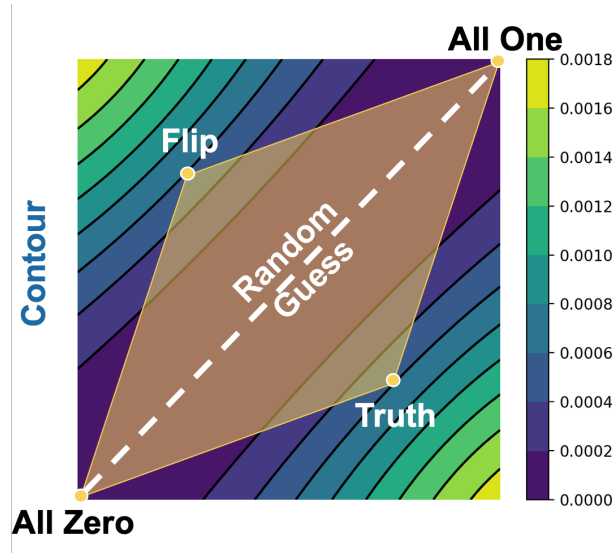


Figure 6: Illustration for VMI*-Mechanism: Alice and Bob participate in the mechanism. Fixing Bob’s strategy, when \mathbf{U} is the joint distribution over Bob and honest Alice’s reports, Alice’s strategy \mathbf{S} corresponds to joint distribution \mathbf{SU} . We draw the contours of VMI* on the slice on \mathbf{U} and visualize Alice’s strategy simultaneously. All strategies consist of a light yellow parallelogram with four pure strategies as vertices: truth-telling, always flipping the answer, always answering zero, always answering one. From the plot, when Alice tells the truth or always flips her answer, she will be paid the highest. When Alice reports uninformative answer like always saying zero/one or random guessing without looking at the questions, she will be paid zero, i.e., the lowest.

References

- [1] Syed Mumtaz Ali and Samuel D Silvey. 1966. A general class of coefficients of divergence of one distribution from another. *Journal of the Royal Statistical Society. Series B (Methodological)* (1966), 131–142.
- [2] Lev M Bregman. 1967. The relaxation method of finding the common point of convex sets and its application to the solution of problems in convex programming. *USSR computational mathematics and mathematical physics* 7, 3 (1967), 200–217.
- [3] Thomas M Cover and Joy A Thomas. 2006. Elements of information theory 2nd edition. (2006).
- [4] Imre Csiszár, Paul C Shields, et al. 2004. Information theory and statistics: A tutorial. *Foundations and Trends® in Communications and Information Theory* 1, 4 (2004), 417–528.
- [5] Anirban Dasgupta and Arpita Ghosh. 2013. Crowdsourced judgement elicitation with endogenous proficiency. In *Proceedings of the 22nd international conference on World Wide Web*. International World Wide Web Conferences Steering Committee, 319–330.
- [6] Boi Faltings, Radu Jurca, Pearl Pu, and Bao Duy Tran. 2014. Incentives to counter bias in human computation. In *Second AAAI Conference on Human Computation and Crowdsourcing*.
- [7] Rafael M. Frongillo and Jens Witkowski. 2017. A Geometric Perspective on Minimal Peer

- Prediction. *ACM Trans. Economics and Comput.* 5, 3 (2017), 17:1–17:27. <https://doi.org/10.1145/3070903>
- [8] Tilmann Gneiting and Adrian E Raftery. 2007. Strictly proper scoring rules, prediction, and estimation. *J. Amer. Statist. Assoc.* 102, 477 (2007), 359–378.
- [9] Harold V. Henderson and S. R. Searle. 1981. The vec-permutation matrix, the vec operator and Kronecker products: a review. *Linear and Multilinear Algebra* 9, 4 (1981), 271–288. <https://doi.org/10.1080/03081088108817379> arXiv:<https://doi.org/10.1080/03081088108817379>
- [10] Vijay Kamble, Nihar Shah, David Marn, Abhay Parekh, and Kannan Ramachandran. 2015. Truth Serums for Massively Crowdsourced Evaluation Tasks. *arXiv preprint arXiv:1507.07045* (2015).
- [11] Yuqing Kong. 2020. Dominantly Truthful Multi-task Peer Prediction with a Constant Number of Tasks. In *Proceedings of the Fourteenth Annual ACM-SIAM Symposium on Discrete Algorithms*. SIAM, 2398–2411.
- [12] Yuqing Kong and Grant Schoenebeck. 2018. Equilibrium Selection in Information Elicitation without Verification via Information Monotonicity. In *9th Innovations in Theoretical Computer Science Conference, ITCS 2018, January 11-14, 2018, Cambridge, MA, USA (LIPIcs, Vol. 94)*, Anna R. Karlin (Ed.). Schloss Dagstuhl - Leibniz-Zentrum fuer Informatik, 13:1–13:20. <https://doi.org/10.4230/LIPIcs.ITCS.2018.13>
- [13] Yuqing Kong and Grant Schoenebeck. 2019. An Information Theoretic Framework For Designing Information Elicitation Mechanisms That Reward Truth-telling. *ACM Trans. Econ. Comput.* 7, 1, Article 2 (Jan. 2019), 33 pages. <https://doi.org/10.1145/3296670>
- [14] Yang Liu and Yiling Chen. 2018. Surrogate Scoring Rules and a Dominant Truth Serum for Information Elicitation. *CoRR* abs/1802.09158 (2018). arXiv:1802.09158 <http://arxiv.org/abs/1802.09158>
- [15] N. Miller, P. Resnick, and R. Zeckhauser. 2005. Eliciting informative feedback: The peer-prediction method. *Management Science* (2005), 1359–1373.
- [16] D. Prelec. 2004. A Bayesian Truth Serum for subjective data. *Science* 306, 5695 (2004), 462–466.
- [17] Goran Radanovic and Boi Faltings. 2014. Incentives for truthful information elicitation of continuous signals. In *Twenty-Eighth AAAI Conference on Artificial Intelligence*.
- [18] Goran Radanovic and Boi Faltings. 2015. Incentive schemes for participatory sensing. In *Proceedings of the 2015 International Conference on Autonomous Agents and Multiagent Systems*. International Foundation for Autonomous Agents and Multiagent Systems, 1081–1089.
- [19] Goran Radanovic, Boi Faltings, and Radu Jurca. 2016. Incentives for Effort in Crowdsourcing Using the Peer Truth Serum. *ACM Trans. Intell. Syst. Technol.* 7, 4, Article 48 (March 2016), 28 pages. <https://doi.org/10.1145/2856102>
- [20] Alfréd Rényi et al. 1961. On measures of entropy and information. In *Proceedings of the Fourth Berkeley Symposium on Mathematical Statistics and Probability, Volume 1: Contributions to the Theory of Statistics*. The Regents of the University of California.

- [21] C. E. Shannon. 2001. A Mathematical Theory of Communication. *SIGMOBILE Mob. Comput. Commun. Rev.* 5, 1 (Jan. 2001), 3–55. <https://doi.org/10.1145/584091.584093>
- [22] Victor Shnayder, Arpit Agarwal, Rafael Frongillo, and David C Parkes. 2016. Informed truthfulness in multi-task peer prediction. In *Proceedings of the 2016 ACM Conference on Economics and Computation*. ACM, 179–196.
- [23] Leon Simon et al. 1983. *Lectures on geometric measure theory*. The Australian National University, Mathematical Sciences Institute.
- [24] Robert L Winkler. 1969. Scoring rules and the evaluation of probability assessors. *J. Amer. Statist. Assoc.* 64, 327 (1969), 1073–1078.
- [25] J. Witkowski and D. Parkes. 2012. A robust Bayesian Truth Serum for small populations. In *Proceedings of the 26th AAAI Conference on Artificial Intelligence (AAAI 2012)*.

A Basic Measure Theory

This section introduces several basic concepts in measure theory for rigorousness. However, a measure is just a generalization of the concepts of traditional length, area, and volume. Thus, readers can skip this section and still understand the proof in an intuitive way.

Measure, integral and monotonicity [23] We first introduce the concept of measure space (X, Σ, μ) . Intuitively, this measure space provides a way to measure the *volume* of the set X 's subset. We then introduce the concept of integral. Intuitively, when the X has a density, integral allows us to measure the *volume* of the set X 's subset with this density. We require the definition of measure and integral to satisfy monotonicity: any set's volume must be greater than its subset's volume.

Let X be a set. Σ is a collection of X 's subsets that contains X itself and is closed under complement and countable unions. μ is a non-negative function $\Sigma \rightarrow \mathbb{R}^+$. The members of Σ are called *measurable sets*. For every $A \in \Sigma$, $\mu(A)$ can be seen as A 's *volume*. We require the μ here to satisfy *monotonicity*: for every two measurable sets $A_1 \subset A_2$, $\mu(A_1) \leq \mu(A_2)$. We call (X, Σ, μ) is a measure space.

We also need the definition of *integral* such that there exists a class of integrable functions f where $\int_X f d\mu$ is well-defined. We require this integral definition to satisfy monotonicity as well: for two integrable real-valued functions $f \leq g$ on X ,

$$\int_X f d\mu \leq \int_X g d\mu.$$

For a non-negative integrable function w on X , $\int_A w d\mu$ can be seen as A 's volume with density w .

Lebesgue measure and Hausdorff measure [23] Here we introduce two measures for the Euclidean space and their relationship. Intuitively, to provide a measure for any triangle's area on \mathbb{R}^2 , the 2-dimensional Lebesgue measure \mathcal{L}^2 works. However, \mathcal{L}^2 will assign zero to the measure of any curve in \mathbb{R}^2 . To provide a measure for any curve's length in \mathbb{R}^2 , we need the Hausdorff measure \mathcal{H}^1 .

Formally, the Lebesgue measure \mathcal{L}^n is a measure on \mathbb{R}^n . The \mathcal{L}^n of the unit cube $[0, 1]^n$ is 1. The Hausdorff measure $\mathcal{H}^m, m \leq n$ is a m -dimensional measure on \mathbb{R}^n . It agrees with the classical mapping area of an embedded manifold, but it is defined for all subsets of \mathbb{R}^n . For Euclidean space, we use the Lebesgue measure as the default measure. That is, $\int_{E \subset \mathbb{R}^n} f(x) dx := \int_{E \subset \mathbb{R}^n} f(x) d\mathcal{L}^n(x)$.

One commonly used technique in integration is *change of variables*, which needs the *area formula*. For example, when we map a square in \mathbb{R}^2 into a parallelogram in \mathbb{R}^3 via an affine transformation. The area formula shows how to calculate the area of the parallelogram (Figure 7).

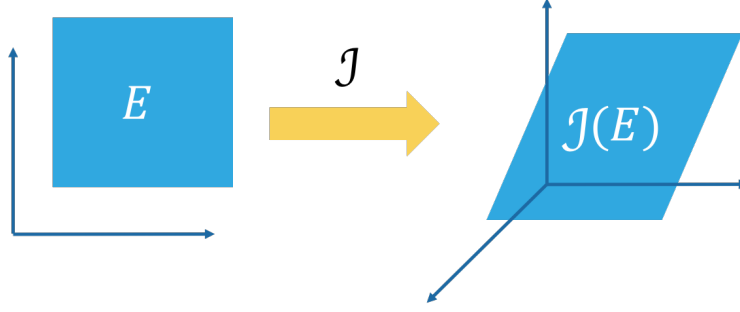


Figure 7: An affine transformation \mathcal{J} maps a set E in \mathbb{R}^2 to $\mathcal{J}(E)$ in \mathbb{R}^3 . The area formula will give the ratio of these two sets' areas. We use the Lebesgue measure \mathcal{L}^2 to measure the area of E and the Hausdorff measure \mathcal{H}^2 to measure the area of $\mathcal{J}(E)$.

Fact A.1. (*Area Formula/Change of Variables [23]*) Let $\mathcal{J} : \mathbb{R}^m \mapsto \mathbb{R}^n, m \leq n$ be a one to one affine transformation where $\mathcal{J}(\mathbf{v}) = \mathbf{J}\mathbf{v} + \mathbf{v}_0$. Let $E \subset \mathbb{R}^m$ be a measurable set and $f : E \mapsto \mathbb{R}^+$ be an integrable function, then

$$\int_{\mathcal{J}(E)} f(\mathcal{J}^{-1}(\mathbf{v}')) d\mathcal{H}^m(\mathbf{v}') = \int_E f(\mathbf{v}) \sqrt{\det(\mathbf{J}^\top \mathbf{J})} d\mathcal{L}^m(\mathbf{v}) = \int_E f(\mathbf{v}) \sqrt{\det(\mathbf{J}^\top \mathbf{J})} d\mathbf{v}$$

Corollary A.2. Let $\mathcal{J} : \mathbb{R}^m \mapsto \mathbb{R}^n, m \leq n$ be a one to one affine transformation where $\mathcal{J}(\mathbf{v}) = \mathbf{J}\mathbf{v} + \mathbf{v}_0$. Let $E \subset \mathbb{R}^m$ be a measurable set, then by defining $\text{Vol}(E) := \mathcal{L}^m(E)$, $\text{Vol}(\mathcal{J}(E)) := \mathcal{H}^m(\mathcal{J}(E))$,

$$\text{Vol}(\mathcal{J}(E)) = \sqrt{\det(\mathbf{J}^\top \mathbf{J})} \text{Vol}(E)$$

B Proof of Theorem 2.13

The part 1, VMI^w is information-monotone and non-negative, follows directly from Lemma 2.2 and Lemma 2.6. To show VMI^w vanishes on independent variables, notice that the uninformative distributions form a $C - 1$ -space whose dimension is strictly less than $C(C - 1)$. Thus, the $C(C - 1)$ -Hausdorff measure gives it zero volume. To show the rest of the results, here we introduce two linear algebra operations and their properties that the proof will use.

B.1 Some Linear Algebra Operations

Kronecker product The Kronecker product [9] of matrix $\mathbf{A} = [A_{ij}]_{ij} \in \mathbb{R}^{m \times n}$ and matrix $\mathbf{B} \in \mathbb{R}^{p \times q}$ is defined as a $mp \times nq$ matrix such that $\mathbf{A} \otimes \mathbf{B} = \begin{bmatrix} A_{11}\mathbf{B} & \cdots & A_{1n}\mathbf{B} \\ \cdots & \cdots & \cdots \\ A_{n1}\mathbf{B} & \cdots & A_{nn}\mathbf{B} \end{bmatrix}$

Fact B.1. [9] Here are several properties of the Kronecker product.

- *Transpose:* $(\mathbf{A} \otimes \mathbf{B})^\top = \mathbf{A}^\top \otimes \mathbf{B}^\top$
- *Determinant:* let \mathbf{A} be a $n \times n$ matrix and \mathbf{B} be a $m \times m$ matrix,

$$\det((\mathbf{A} \otimes \mathbf{B})) = \det(\mathbf{A})^m \det(\mathbf{B})^n$$

- *Mixed-product:* $(\mathbf{A} \otimes \mathbf{B})(\mathbf{C} \otimes \mathbf{D}) = (\mathbf{AC}) \otimes (\mathbf{BD})$

Vectorization For a matrix $\mathbf{A} \in \mathbb{R}^{m \times n}$, the vectorization [9] of \mathbf{A} is defined as a $m*n$ -dimensional column vector $\text{vec}(\mathbf{A})$ by stacking all column vectors of \mathbf{A} one under the other. For example, when

$$\mathbf{A} = \begin{bmatrix} 1 & 3 \\ 2 & 4 \end{bmatrix}, \text{vec}(\mathbf{A}) = \begin{bmatrix} 1 \\ 2 \\ 3 \\ 4 \end{bmatrix}.$$

Fact B.2. [9] $\text{vec}(\mathbf{ABC}) = (\mathbf{C}^\top \otimes \mathbf{A})\text{vec}(\mathbf{B})$

Proof of the Part 2: VMI provides an interpretation of DMI: $\text{DMI}^{C-1} \propto \text{VMI}$ In this part, we show that $\text{VMI}(X; Y) \propto \text{DMI}(X; Y)^{C-1}$.

Proof.

$$\text{VMI}(X; Y) = \text{Vol}(\downarrow \mathbf{U}_{X,Y}) = \mathcal{H}^{C(C-1)}(\downarrow \mathbf{U}_{X,Y})$$

For simplicity, we replace $\mathbf{U}_{X,Y}$ by \mathbf{U} . It's left to calculate the volume of $\downarrow \mathbf{U}$. We will show that for every \mathbf{U} , $\mathcal{H}^{C(C-1)}(\downarrow \mathbf{U}) \propto |\det(\mathbf{U})|^{C-1}$. We will first show that $\downarrow \mathbf{U}$ is an affine mapping \mathcal{J} from a subset E in $\mathbb{R}^{C(C-1)}$ whose volume is non-zero and bounded. E is also independent of \mathbf{U} . With the corollary of the area formula, the volume of $\downarrow \mathbf{U}$ will be proportional to $\sqrt{\det(\mathbf{J}^\top \mathbf{J})}$. It's only left to show that $\sqrt{\det(\mathbf{J}^\top \mathbf{J})} \propto |\det(\mathbf{U})|^{C-1}$.

Constructing E For each column-stochastic matrix \mathbf{T} , we define $\mathbf{T}_* := \mathbf{T}(1 : C-1, 1 : C)$. Let E be the set of all possible $\text{vec}(\mathbf{T}_*)$. Note that E is in $\mathbb{R}^{C(C-1)}$. The following claim shows that the volume of E is non-zero and bounded.

Claim B.3.

$$0 < \text{Vol}(E) := \mathcal{L}^{C(C-1)}(E) < 1$$

Proof. The set of \mathbf{T}_* denotes all $(C-1) \times C$ matrix whose every entry is non-negative and every column sums to a real number in $[0, 1]$. Thus, $\text{Vol}(E) < 1$ and for a $C(C-1)$ vector, if its every entry is in $[0, \frac{1}{C}]$, then it must be in E . Therefore,

$$\text{Vol}(E) := \mathcal{L}^{C(C-1)}(E) \geq \int_{t_1=0}^{\frac{1}{C}} \int_{t_2=0}^{\frac{1}{C}} \cdots \int_{t_{C(C-1)}=0}^{\frac{1}{C}} dt_1 dt_2 \cdots dt_{C(C-1)} > 0$$

Thus, $0 < \text{Vol}(E) < 1$. □

Constructing \mathcal{J} We start to construct an affine mapping \mathcal{J} from E to $\downarrow \mathbf{U}$. Since every column of \mathbf{T} sums to 1, we can represent $\text{vec}(\mathbf{T})$ as an affine transformation of $\text{vec}(\mathbf{T}_*)$:

$$\text{vec}(\mathbf{T}) = (\mathbf{I} \otimes \mathbf{W})\text{vec}(\mathbf{T}_*) + \mathbf{c}_0$$

Here \mathbf{I} is a $C \times C$ identity matrix. \mathbf{W} is a $C \times (C-1)$ matrix, which is a $(C-1) \times (C-1)$ identity matrix with an additional all -1 row:

$$\mathbf{W} := \begin{bmatrix} 1 & 0 & \cdots & 0 \\ 0 & 1 & \cdots & 0 \\ \cdots & \cdots & \cdots & \cdots \\ 0 & 0 & \cdots & 1 \\ -1 & -1 & \cdots & -1 \end{bmatrix}$$

\mathbf{c}_0 is a $C(C-1)$ -dimensional column vector where all entries are zero except that the $C^{\text{th}}, 2C^{\text{th}}, 3C^{\text{th}}, \dots$ entries are all one.

For each element $\text{vec}(\mathbf{T}\mathbf{U}) \in \downarrow \mathbf{U}$,

$$\begin{aligned} \text{vec}(\mathbf{T}\mathbf{U}) &= (\mathbf{U}^\top \otimes \mathbf{I})\text{vec}(\mathbf{T}) \\ &= (\mathbf{U}^\top \otimes \mathbf{I})((\mathbf{I} \otimes \mathbf{W})\text{vec}(\mathbf{T}_*) + \mathbf{c}_0) \\ &= (\mathbf{U}^\top \otimes \mathbf{W})\text{vec}(\mathbf{T}_*) + (\mathbf{U}^\top \otimes \mathbf{I})\mathbf{c}_0 \end{aligned}$$

The first equality uses Fact B.2 and the third equality uses Fact B.1.

Therefore, $\downarrow \mathbf{U}$ is the image of E with an affine transformation. The corresponded matrix $\mathbf{J} = \mathbf{U}^\top \otimes \mathbf{W}$.

By applying the area formula (Fact A.1),

$$\begin{aligned} \text{Vol}(\downarrow \mathbf{U}) &= \mathcal{H}^{C(C-1)}(\downarrow \mathbf{U}) \\ &= \sqrt{\det(\mathbf{J}^\top \mathbf{J})} \text{Vol}(E) \\ &= \sqrt{\det((\mathbf{U}\mathbf{U}^\top) \otimes (\mathbf{W}^\top \mathbf{W}))} \text{Vol}(E) \end{aligned} \tag{Fact B.1}$$

$\mathbf{W}^\top \mathbf{W}$'s dimension is $(C-1) \times (C-1)$ and $\mathbf{U}\mathbf{U}^\top$'s dimension is $C \times C$. Moreover, $\mathbf{W}^\top \mathbf{W} = \mathbf{I} + \mathbf{1}$ where $\mathbf{1}$ is a $(C-1) \times (C-1)$ matrix whose entries are all 1. By Gaussian elimination and induction, we can show that the determinant of $\mathbf{W}^\top \mathbf{W}$ is C . Therefore, based on the determinant property of Kronecker product (Fact B.1), we have

$$\begin{aligned} \text{Vol}(\downarrow \mathbf{U}) &= \sqrt{\det((\mathbf{U}\mathbf{U}^\top) \otimes (\mathbf{W}^\top \mathbf{W}))} \text{Vol}(E) \\ &= C^{\frac{C}{2}} |\det(\mathbf{U})|^{C-1} \text{Vol}(E) \\ &\propto |\det(\mathbf{U})|^{C-1} \end{aligned} \quad (0 < \text{Vol}(E) < 1)$$

□

Proof of Part 3: Polynomial Volume Mutual Information In this part, we will show that when the density function w is a non-negative degree d_w polynomial, when C is an odd number, VMI^D is a degree $d_w + C^{C-1}$ polynomial and when C is an even number, $\text{DMI} * \text{VMI}^D$ is a degree $d_w + C^C$ polynomial. Moreover, $\text{DMI} * \text{VMI}^D$ is also information-monotone.

Proof. The proof of part 2 shows that $\downarrow \mathbf{U}$ is an affine mapping \mathcal{J} from a subset E . Recall that E is the set of all possible $\text{vec}(\mathbf{T}_*)$ where $\mathbf{T}_* := \mathbf{T}(1 : C-1, 1 : C)$. We also proved that $\sqrt{\det(\mathbf{J}^\top \mathbf{J})} = C^{\frac{C}{2}} |\det(\mathbf{U})|^{C-1}$. Thus, by changing the variables, we have

$$\begin{aligned} \text{VMI}^w(\mathbf{U}) &= \int_{x \in \downarrow \mathbf{U}} w(x) d\mathcal{H}^{C(C-1)}(x) \\ &= C^{\frac{C}{2}} |\det(\mathbf{U})|^{C-1} \int_{\forall j, t_{1j} + t_{2j} + \dots + t_{c-1,j} \leq 1, \forall i, t_{ij} \geq 0} w(\mathbf{T}\mathbf{U}) (\prod_j dt_{1j} dt_{2j} \dots dt_{c-1,j}) \end{aligned}$$

When $w(\mathbf{U})$ is a degree d_w polynomial of entries of \mathbf{U} , then $w(\mathbf{T}\mathbf{U})$ is also a polynomial of the entries of \mathbf{U} and \mathbf{T} . Moreover, fixing \mathbf{T} , $w(\mathbf{T}\mathbf{U})$ is still a degree d_w polynomial for \mathbf{U} .

$w(\mathbf{T}\mathbf{U})$ can be written as the sum of terms of format $h(\mathbf{T})U_{c_1, c'_1} U_{c_2, c'_2} \dots U_{c_k, c'_k}$, $k \leq d_w$. We can take out $U_{c_1, c'_1} U_{c_2, c'_2} \dots U_{c_k, c'_k}$ and only integrate $h(\mathbf{T})$. Thus, after integration,

$$\int_{\forall j, t_{1j} + t_{2j} + \dots + t_{c-1,j} \leq 1, \forall i, t_{ij} \geq 0} w(\mathbf{T}\mathbf{U}) (\prod_j dt_{1j} dt_{2j} \dots dt_{c-1,j})$$

is still a degree d_w formula for \mathbf{U} 's entries. Note that when C is an odd number, $|\det(\mathbf{U})|^{C-1} = (\det(\mathbf{U}))^{C-1}$ is a degree C^{C-1} polynomial. When C is even number, we can multiply DMI to avoid the absolute $|\cdot|$ symbol but still keep the information-monotonicity (the multiplication of two non-negative monotone functions are still monotone). Therefore, when C is an odd number, VMI^D is a degree $d_w + C^{C-1}$ polynomial. When C is an even number, $\text{DMI} * \text{VMI}^D$ is a degree $d_w + C^C$ polynomial and an information-monotone measure.

□

C Additional proofs

Observation 2.9. *In the binary case, there is a one to one mapping from $[0, 1]^3$ to L . In fact,*

$$L = \left\{ \begin{bmatrix} s & t \\ 1-s & 1-t \end{bmatrix} \begin{bmatrix} p & 0 \\ 0 & 1-p \end{bmatrix} \mid s, t, p \in [0, 1] \right\}.$$

Fixing p , there is an one to one mapping from $[0, 1]^2$ to $\downarrow \mathbf{U}_p$ where $\mathbf{U}_p = \begin{bmatrix} p & 0 \\ 0 & 1-p \end{bmatrix}$ and $L = \{\downarrow \mathbf{U}_p \mid p \in [0, 1]\}$.

Proof. We use L_1 to denote $\left\{ \begin{bmatrix} s & t \\ 1-s & 1-t \end{bmatrix} \begin{bmatrix} p & 0 \\ 0 & 1-p \end{bmatrix} \mid s, t, p \in [0, 1] \right\}$.

It's easy to verify that $\begin{bmatrix} s & t \\ 1-s & 1-t \end{bmatrix} \begin{bmatrix} p & 0 \\ 0 & 1-p \end{bmatrix}$ is a joint distribution matrix. Thus, $L_1 \subset L$ and we have a natural mapping $\mathbf{U} = \begin{bmatrix} s & t \\ 1-s & 1-t \end{bmatrix} \begin{bmatrix} p & 0 \\ 0 & 1-p \end{bmatrix}$ from $(s, t, p) \in [0, 1]^3$ to $\mathbf{U} \in L$. For another direction, for every $\mathbf{U} = \begin{bmatrix} u_{00} & u_{01} \\ u_{10} & u_{11} \end{bmatrix}$, we can set $p = u_{00} + u_{10}$ and $s = \frac{u_{00}}{p}$, $t = \frac{u_{01}}{1-p}$ such that

$$\begin{bmatrix} s & t \\ 1-s & 1-t \end{bmatrix} \begin{bmatrix} p & 0 \\ 0 & 1-p \end{bmatrix} = \mathbf{U}.$$

Thus, $L \subset L_1$ and there is a mapping from $\mathbf{U} = \begin{bmatrix} u_{00} & u_{01} \\ u_{10} & u_{11} \end{bmatrix} \in L$ to $(s = \frac{u_{00}}{u_{00}+u_{10}}, t = \frac{u_{01}}{1-(u_{00}+u_{10})}, p = u_{00} + u_{10}) \in [0, 1]^3$. \square

Lemma C.1. *In binary case,*

$$\begin{aligned} \text{VMI}^w(\mathbf{U}) &= 2|\det(\mathbf{U})| \int_{s=0}^1 \int_{t=0}^1 w\left(\begin{bmatrix} s & t \\ 1-s & 1-t \end{bmatrix} \mathbf{U}\right) ds dt \\ &= 2|u_{00}u_{11} - u_{10}u_{01}| \int_{s=0}^1 \int_{t=0}^1 w\left(\begin{bmatrix} s & t \\ 1-s & 1-t \end{bmatrix} \begin{bmatrix} u_{00} & u_{01} \\ u_{10} & u_{11} \end{bmatrix}\right) ds dt \end{aligned}$$

Proof. Let E be $[0, 1]^2$ and

$$\begin{aligned} \mathcal{J}(s, t) &:= \text{vec}\left(\begin{bmatrix} s & t \\ 1-s & 1-t \end{bmatrix} \begin{bmatrix} u_{00} & u_{01} \\ u_{10} & u_{11} \end{bmatrix}\right) \\ &= \begin{bmatrix} u_{00} & u_{10} \\ -u_{00} & -u_{10} \\ u_{01} & u_{11} \\ -u_{01} & -u_{11} \end{bmatrix} \begin{bmatrix} s \\ t \end{bmatrix} + \begin{bmatrix} 0 \\ u_{00} + u_{10} \\ 0 \\ u_{01} + u_{11} \end{bmatrix} \end{aligned}$$

By applying the area formula (Fact A.1), we have

$$\begin{aligned}
\text{VMI}^w(\mathbf{U}) &= \int_{x \in \downarrow \mathbf{U}} w(x) d\mathcal{H}^2(x) \\
&= 2|\det(\mathbf{U})| \int_{s=0}^1 \int_{t=0}^1 w\left(\begin{bmatrix} s & t \\ 1-s & 1-t \end{bmatrix} \mathbf{U}\right) ds dt \\
&= 2|u_{00}u_{11} - u_{10}u_{01}| \int_{s=0}^1 \int_{t=0}^1 w\left(\begin{bmatrix} s & t \\ 1-s & 1-t \end{bmatrix} \begin{bmatrix} u_{00} & u_{01} \\ u_{10} & u_{11} \end{bmatrix}\right) ds dt
\end{aligned}$$

□

D Divergence families

We use Σ to denote a discrete set of signals.

f -divergence [1, 4] f -divergence $D_f : \Delta_\Sigma \times \Delta_\Sigma \rightarrow \mathbb{R}$ is a non-symmetric measure of the difference between distribution $\mathbf{p} \in \Delta_\Sigma$ and distribution $\mathbf{q} \in \Delta_\Sigma$ and is defined to be

$$D_f(\mathbf{p}, \mathbf{q}) = \sum_{\sigma \in \Sigma} \mathbf{p}(\sigma) f\left(\frac{\mathbf{q}(\sigma)}{\mathbf{p}(\sigma)}\right)$$

where $f(\cdot)$ is a convex function and $f(1) = 0$. f -divergence is non-negative and equals zero if $\mathbf{p} = \mathbf{q}$.

Now we introduce two f -divergences in common use: KL divergence, and Total variation Distance.

Example D.1 (KL divergence). *Choosing $-\log(x)$ as the convex function $f(x)$, f -divergence becomes KL divergence $D_{KL}(\mathbf{p}, \mathbf{q}) = \sum_{\sigma} \mathbf{p}(\sigma) \log \frac{\mathbf{p}(\sigma)}{\mathbf{q}(\sigma)}$*

Example D.2 (Total Variation Distance). *Choosing $|x-1|$ as the convex function $f(x)$, f -divergence becomes Total Variation Distance $D_{tvd}(\mathbf{p}, \mathbf{q}) = \sum_{\sigma} |\mathbf{p}(\sigma) - \mathbf{q}(\sigma)|$*

Proper scoring rules [24] A scoring rule $PS : \Sigma \times \Delta_\Sigma \rightarrow \mathbb{R}$ takes in a signal $\sigma \in \Sigma$ and a distribution over signals $\mathbf{p} \in \Delta_\Sigma$ and outputs a real number. A scoring rule is *proper* if, whenever the first input is drawn from a distribution \mathbf{p} , then \mathbf{p} will maximize the expectation of PS over all possible inputs in Δ_Σ to the second coordinate. A scoring rule is called *strictly proper* if this maximum is unique. We will assume throughout that the scoring rules we use are strictly proper. Slightly abusing notation, we can extend a scoring rule to be $PS : \Delta_\Sigma \times \Delta_\Sigma \rightarrow \mathbb{R}$ by simply taking $PS(\mathbf{p}, \mathbf{q}) = \mathbb{E}_{\sigma \leftarrow \mathbf{p}}(PS(\sigma, \mathbf{q}))$. We note that this means that any proper scoring rule is linear in the first term.

Example D.3 (Log Scoring Rule [24, 8]). *Fix an outcome space Σ for a signal σ . Let $\mathbf{q} \in \Delta_\Sigma$ be a reported distribution. The Logarithmic Scoring Rule maps a signal and reported distribution to a payoff as follows:*

$$LSR(\sigma, \mathbf{q}) = \log(\mathbf{q}(\sigma)).$$

Example D.4 (Quadratic Scoring Rule [24, 8]). *Fix an outcome space Σ for a signal σ . Let $\mathbf{q} \in \Delta_\Sigma$ be a reported distribution. The Quadratic Scoring Rule maps a signal and reported distribution to a payoff as follows:*

$$QSR(\sigma, \mathbf{q}) = \sum_{\sigma'} (\mathbf{1}_\sigma - \mathbf{q}(\sigma'))^2$$

where $\mathbf{1}_\sigma$ is a $|\Sigma|$ -dimensional vector such that $\mathbf{1}_\sigma(\sigma) = 1$ and $\forall \sigma' \neq \sigma, \mathbf{1}_\sigma(\sigma') = 0$.

Bregman Divergence [2] Bregman divergence $D_{PS} : \Delta_{\Sigma} \times \Delta_{\Sigma} \rightarrow \mathbb{R}$ is a non-symmetric measure of the difference between distribution $\mathbf{p} \in \Delta_{\Sigma}$ and distribution $\mathbf{q} \in \Delta_{\Sigma}$ and is defined to be

$$D_{PS}(\mathbf{p}, \mathbf{q}) = PS(\mathbf{p}, \mathbf{p}) - PS(\mathbf{p}, \mathbf{q})$$

where PS is a proper scoring rule. Like f -divergence, Bregman-divergence is non-negative and equals zero if $\mathbf{p} = \mathbf{q}$. For special Bregman-divergences, the log scoring rule leads to the KL-divergence as well.

Example D.5. *The quadratic scoring rule leads to quadratic divergence*

$$D_{QSR}(\mathbf{p}, \mathbf{q}) = \sum_{\sigma} (\mathbf{p}(\sigma) - \mathbf{q}(\sigma))^2.$$