

WIT: Wikipedia-based Image Text Dataset for Multimodal Multilingual Machine Learning

Krishna Srinivasan
Google
krishnaps@google.com

Karthik Raman
Google
karthikraman@google.com

Jiecao Chen
Google
chenjiecao@google.com

Michael Bendersky
Google
bemike@google.com

Marc Najork
Google
najork@google.com

ABSTRACT

The milestone improvements brought about by deep representation learning and pre-training techniques have led to large performance gains across downstream NLP, IR and Vision tasks. Multimodal modeling techniques aim to leverage large high-quality visio-linguistic datasets for learning complementary information (across image and text modalities). In this paper, we introduce the Wikipedia-based Image Text (WIT) Dataset¹ to better facilitate multimodal, multilingual learning. WIT is composed of a curated set of 37.6 million entity rich image-text examples with 11.5 million unique images across 108 Wikipedia languages. Its size enables WIT to be used as a pretraining dataset for multimodal models, as we show when applied to downstream tasks such as image-text retrieval. WIT has four main and unique advantages. First, WIT is the largest multimodal dataset by the number of image-text examples by 3x (at the time of writing). Second, WIT is massively multilingual (first of its kind) with coverage over 100+ languages (each of which has at least 12K examples) and provides cross-lingual texts for many images. Third, WIT represents a more diverse set of concepts and real world entities relative to what previous datasets cover. Lastly, WIT provides a very challenging real-world test set, as we empirically illustrate using an image-text retrieval task as an example.

KEYWORDS

machine learning, neural networks, multi-modal, multi-lingual, image-text retrieval

ACM Reference Format:

Krishna Srinivasan, Karthik Raman, Jiecao Chen, Michael Bendersky, and Marc Najork. 2021. WIT: Wikipedia-based Image Text Dataset for Multimodal Multilingual Machine Learning. In *Proceedings of SIGIR Resource Track*. ACM, New York, NY, USA, 18 pages. <https://doi.org/10.1145/1122445.1122456>

¹<https://github.com/google-research-datasets/wit>

Permission to make digital or hard copies of all or part of this work for personal or classroom use is granted without fee provided that copies are not made or distributed for profit or commercial advantage and that copies bear this notice and the full citation on the first page. Copyrights for components of this work owned by others than ACM must be honored. Abstracting with credit is permitted. To copy otherwise, or republish, to post on servers or to redistribute to lists, requires prior specific permission and/or a fee. Request permissions from permissions@acm.org.

SIGIR Resource Track, 2021, Virtual

© 2021 Association for Computing Machinery.

ACM ISBN 978-x-xxxx-xxxx-x/YY/MM. . \$15.00

<https://doi.org/10.1145/1122445.1122456>

1 INTRODUCTION

Deep learning has fundamentally revolutionized the fields of NLP, IR and Vision via our ability to have a rich semantic understanding of texts and images. Notable examples of this include Deep CNN models [29, 33] which set the bar for standard vision tasks like image recognition and image classification. Attention based transformer models [34] like BERT [8] have likewise enabled achieving new benchmark performance across a myriad of text understanding / NLP / IR tasks. These transformational advances have also found their way to multimodal tasks such as image-text retrieval / search [14] and image captioning [35, 40]. Multimodal models – such as ViLBERT [22], UNITER [6], Unicoder-VL [17] amongst others [1, 19, 31] – are able to jointly model the complex relationships between text and visual inputs leading to wins in downstream tasks like image search, Visual Question Answering (VQA) [2] and Visual Commonsense Reasoning (VCR) [39].

Accompanying the modeling improvements across these advancements, an equally critical aspect is the leveraging of massive datasets to enrich representation learning – often via unsupervised *pretraining*. Increasingly, the efficacy of a model correlates strongly with the size and quality of pretraining data used. For instance, cutting-edge language models like BERT [8] and T5 [27] rely on increasingly larger text datasets spanning from those in the O(100M) range like Wikipedia, BooksCorpus [42] to datasets with billions of examples like C4 [27] and mC4 [37]. Similarly, vision models [9] are reliant on large corpora, such as ImageNet-21k [7] – which with 14M images is among the largest public datasets. This scale is important since studies have shown performance increases logarithmically with dataset size [32]. Another key dimension of language datasets is the number of languages covered. By transitioning from English-only to highly multilingual language datasets, models like mT5 [37] and mBERT [36], are an important step for researchers driving globally, equitable availability of information.

Multimodal visio-linguistic models are no different, and rely on a rich dataset to help them learn to model the relationship between images and texts. However as seen in Table 1, the scale of current public datasets pales in comparison to image-only or text-only ones, with the 30K-sized Flickr [38] and 3.3M-sized Conceptual Captions (CC) [28] being among the largest ones. Having large image-text datasets can significantly improve performance, as a couple of recent works [15, 26] have shown by leveraging larger noisy (proprietary) datasets. Furthermore the lack of language coverage in these existing datasets (which are mostly only in English) also impedes research in the multilingual multimodal space – which

we consider a lost opportunity given the potential shown in leveraging images (as a language-agnostic medium) to help improve our multilingual textual understanding [30] or even translate [12].

To address these challenges and advance research on multilingual, multimodal learning we present the Wikipedia-based Image Text (WIT) Dataset. WIT is created by extracting multiple different texts associated with an image (e.g., the reference description seen in Fig 1) from Wikipedia articles and Wikimedia image links. This was accompanied by rigorous filtering to only retain high quality image-text pairs. The resulting dataset contains over 37.6 million image-text sets and spans 11.5 million unique images – making WIT the largest multimodal dataset at the time of writing. Furthermore WIT provides unparalleled multilingual coverage – with 12K+ examples in each of 108 languages (53 languages have 100K+ image-text pairs).

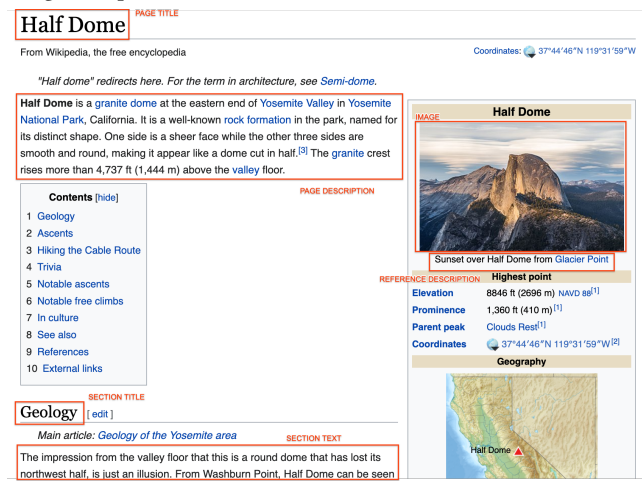


Figure 1: The Wikipedia page for Half Dome, Yosemite, California via Wikimedia Commons with examples of the different fields extracted and provided in WIT.

It is worth pointing out that by leveraging Wikipedia’s editing, verification and correction mechanism, WIT is able to ensure a high-quality bar. In particular, this use of a curated source like Wikipedia contrasts with the approach used to create other existing datasets (e.g. CC [28]) which rely on extracting annotations from web crawls. We verified the curated quality of the WIT dataset via an extensive human-annotation process (nearly 4400 image-text examples and 13K judgments across 7 languages), with an overwhelming majority (98.5%) judging the randomly sampled image-text associations favorably.

Empirical results on image-text retrieval tasks (both zero-shot i.e., pretrained model, as well as finetuned model evaluations) demonstrate the potency of the data. The vast richness of Wikipedia texts and images (grounded in a diverse set of real-world entities and attributes) also means that WIT provides for a realistic evaluation set – one that we demonstrate to be challenging for models trained using existing datasets.

2 RELATED WORK

Visio-Linguistic (VL) datasets: Flickr30K [38] was among the first datasets that helped drive early research in this space. Similar

Table 1: Existing publicly available image-text datasets pale in comparison to text-only datasets (e.g., mC4 with O(Billions) of examples in 100+ languages) and image-only datasets (e.g., 14M in ImageNet-21k).

Dataset	Images	Text	Languages
Flickr30K [38]	32K	158K	< 8
SBU Captions [24]	1M	1M	1
MS-COCO [21]	330K	1.5M	< 4
CC [5]	3.3M	3.3M	1
WIT	11.5M	37.6M	108

to other such early datasets (e.g. the 330k example MS-COCO), it was created by having crowd sourced (Mechanical Turk) workers provide captions for 30K images (sampled from Flickr). While the explicit human-based captioning helps ensure quality, the resulting datasets have been recognized as insufficient for significant real-world improvements given that they are small and expensive to construct [10, 41]. Furthermore, this manual effort has meant extending to other languages has proven to be quite challenging. Consequently there exists only a handful of non-English data collections such as Multi30K-DE [11], DeCOCO [13] (German), Multi30K-FR (French) [10], Multi30K-CS (Czech) [3], YJCaptions26k (Japanese), [23] and MS-COCO-CN (Chinese) [20].

An alternative paradigm to creating such datasets is demonstrated by the Conceptual Captions (CC) dataset [28]. By leveraging the alt-text annotations for images from a web crawl, the resulting dataset was significantly larger than previous ones (3.3M image-text pairs). The drawback with this approach is the reliance on complex filtering rules and systems to ensure data quality. Unfortunately this makes these *extraction*-based datasets – like CC and the recently proposed CC12M [5] – hard to extend and significantly impacts their coverage and diversity. Perhaps unsurprisingly, the complex filtering logic has meant that this approach has so far only been successfully applied to curate English data collections.

WIT looks to achieve the best of both worlds by leveraging an extractive approach on a clean, curated multilingual repository of human knowledge with its accompanying images, illustrations and detailed text descriptions (Wikipedia).

VL models: A slew of models have been proposed to leverage the above datasets (either for unsupervised pretraining or finetuning). For example, ViLBERT [22] uses MS-COCO and CC for pretraining a multimodal transformer based model. UNITER [6] leverages these datasets and pretrains on tasks like image-text matching and word region alignment. Similarly, models like VL-BERT [31], VisualBERT [19], ImageBERT [25], B2T2 [1] and Unicoder-VL [18], all pretrain on CC or similar datasets using a variety of objectives and tasks. Efficacy of these models is often studied on downstream tasks like image-text retrieval, referring expressions, image captioning etc... using Flickr30K, MS-COCO and similar curated collections. These models have also shown that a larger and more varied data collection, results in better performance across the board in downstream tasks.

3 WIT: WIKIPEDIA IMAGE TEXT DATASET

The existing multimodal datasets can be classified into two categories based on the type of creation. The first category starts with collecting user uploaded photos from a website (e.g. Flickr) and

then uses a crowd-sourcing method (e.g. Amazon Mechanical Turk) to caption the photos. This method is time-consuming and costly which is evident from the size of these datasets (as shown in Table 1). Two examples of this are Flickr30K and MS-COCO datasets. The second category starts with collecting crawl data from the open web, and then harvests the images from the web pages and uses the alt-text of those images as the caption. CC dataset is an example of this category, which overcomes the human annotation costs, but has to deal with the heterogeneity of the open web data. The creators of the CC dataset [28] cleverly use text and image based filters to come up with a high-quality dataset that is still an order of magnitude larger than the datasets in the first category.

With WIT, we have fused the best aspects of these two categories to come up with a dataset that has at least 3x image-text examples (compared to the latest CC12M dataset) and more than 10x image-text examples (compared to any other publicly released multimodal dataset) without the high annotation costs or the variable quality across millions of web pages. Our method differs from the second category in that instead of the open web crawl, we start with a Wikipedia specific crawl. We differ from the first category in that instead of recruiting crowd raters to come up with captions, we use the power of Wikipedia, which inherently uses crowd-sourcing in the data creation process – Wikipedia editors review and make sure that the quality of the content is accurate and perform periodic edits to keep the content up to date. But even Wikipedia articles cannot be directly used as is. They may contain incomplete information as well as sub-optimal (e.g., generic) images and text which do not contribute to a model’s learning. Creating a high-quality dataset such as WIT still requires data analysis and carefully crafted heuristics and filters to ensure that only the most useful data is selected. In the remainder of this section, we describe the WIT creation process.

3.1 Wikipedia Crawl Data

We start with all the Wikipedia pages (classified as “Main” since there are other categories that have discussions, comments and such. The “Main” pages are the content pages). There are about 124M pages across 279 languages. We used a Flume [4] pipeline to programmatically process, filter, clean and store the Wikipedia data. From these we generated images, text related to the image and some contextual metadata. The metadata consists of information such as the page URL, the page title, the page description and such. This yields about 150M triples of (*image data*, *text data*, *contextual data*). From this starting point, we applied the following filtering criteria to arrive at a final high-quality set of 37.6 million image-text sets² which is made up of 11.5 million unique images and 57.8 million text descriptions across 108 languages. Starting with a 150M dataset to arrive at a 37M dataset highlights the need for careful filtering and curation.

3.2 WIT: Text

The text describing the images come in different flavors (see Table 2). These three are the most useful.

²These numbers are accurate at the time of writing but may change based on the changing nature of Wikipedia data as well as the filtering rules that could trigger something as unfit for inclusion.

Table 2: WIT: Dataset Numbers

Type	Image-Text	Images	Text	Ref.	Attr.	Cap.
Train	37.13M	11.4M	57.1M	34.8M	16.9M	5.3M
Val	261.8K	58K	373K	193K	150K	29K
Test	210.7K	57K	334K	200K	104K	29K
Total	37.6M	11.5M	57.8M	35.2M	17.2M	5.3M

- (1) Reference description (abbreviated as ref): We can think of this as the caption of the image that is visible on the wiki page. This is the least common among the three (24M images have this) but tends to be quite topical and relevant.
- (2) Attribution description (abbreviated as attr): This is the text associated with the wikimedia page of that image. This text is common to all occurrences of that image and thus can be in a different language to the original. Sometimes this text is multilingual i.e., describes the images in multiple languages). 138M+ of the 150M image triples have this field – though the vast majority are very noisy. However a decent fraction of these have useful semantic representations that we want to extract.
- (3) Alt-text description (abbreviated as cap or caption): This is the “alt” text associated with the image. While not visible in general, it is commonly used for accessibility / screen readers. Despite this we found that in most cases this was simply the file name and hence the most noisy (of the 121M+ rows with this text, we found only a tiny fraction to be meaningful descriptions of the text).

A complete example and more statistics are illustrated in our WIT dataset Github page.

3.3 WIT: Text Filtering

- (1) We remove any captions containing generic phrases such as ‘.png’, ‘.jpg’, ‘icon’ or ‘stub’ and also phrases with “refer to”, “alt text” .. etc.
- (2) Reference Description filtering: Here we simply required the text is non-empty given that the reference descriptions were usually pretty clean and meaningful.
- (3) Attribution Description filtering and Alt-text filtering: We require that
 - Image is either JPG or PNG (since other image types for this case resulted in unhelpful text descriptions).
 - If the image type is GIF, then the reference description is non-empty.
 - This row has a non-empty reference description.
 - It is not in the last section of the page.
 - If the page only has a single section, then this is the main image.
- (4) After the above text removal, we required that any filtered text’s length to be at least 3 bytes.

3.4 Text Language and Text Edits

We annotated the data based on language detection: Applying a language identification model to the attribution texts to see if they are (potentially only partially) in the language of the page in which

the image occurs on. We use this in our human evaluations to show raters examples in the language of their expertise.

We realized that one disadvantage of Wikipedia’s crowd-sourcing is that anyone can edit anything. So we compare how the image related texts differ relative to a snapshot from 2 months prior. We use this as a proxy to identify how stable the associated content is - since the content would have had time for reviews and corrections.

3.5 Image Filtering

These are the following steps we took to make sure that the images were suitable to be in the WIT dataset.

- (1) Image Size: To meaningfully understand the images, we required that either the height or width was at least 100 pixels.
- (2) The following images are removed: images of maps that occur on many pages, common images (such as tiny icons) and placeholder images and generic missing images.
- (3) Removed all images in the last section of the page unless we have other signals that indicate this is not a generic image.
- (4) Acceptable License: We only retained images that have an acceptable license (Creative Commons or Public Domain) that was amenable for use in research. More specifically, the text of Wikipedia is licensed under a CC-BY-SA license.
- (5) Eliminate noisy image patterns: We found a lot of “*map.svg” images across Wikipedia. These are generic maps which wiki editors use to mark locations. Since the texts associated are not specific to the actual location and given the prevalence of the data, we removed all such images to avoid skewing the data.
- (6) Under-sampling and cleaning frequent (low-information) texts: Lastly we found that certain image-text pairs occurred very frequently. These were often generic images that did not have much to do with the central concept of the page they belonged to. Common examples included flags, logos, maps, insignia and such which are commonly referenced in multiple pages. To prevent biasing the data, we under-sampled all such images.


3.6 Data Quality Analysis

After all these steps, we still performed a spot checking exercise to make sure that the WIT data is of high quality. We created an evaluation template in which an image from our dataset and the title of the Wikipedia page are given as ground truth and three text descriptions are shown. The first two text descriptions are either the attribution description (attr) or the reference description (ref) chosen randomly. The third text description is the image page’s other caption and a portion of the page description. For each text description, the raters rate it one of three choices: “Yes” if the text perfectly describes the image, “Maybe” if it is sufficiently explanatory and “No” if the image is either inappropriate for general research or if the text does not make any sense at all given the image. A small snippet from the page description was used if any of the above fields were empty. The third question was also posed to include text descriptions 1 and 2 as well in evaluating the overall usefulness of the texts.

We randomly selected 4393 examples from the WIT dataset. The details are shown in Table 3. The examples are in the following

Task: Given an image, descriptions and a title, answer the given questions
More instructions on how to complete the task are available in this [guidelines doc](#)

Title: Sequallitchew Creek



Text Description 1 Sequallitchew Creek, lower canyon

Does Text 1 describe the above image well?

☐ Yes ☐ Maybe ☐ No

Text Description 2 Sequallitchew Creek, lower canyon

Does Text 2 describe the above image well?

☐ Yes ☐ Maybe ☐ No

Combined Text Description Text1: Sequallitchew Creek, lower canyon
Text2: Sequallitchew Creek, lower canyon
Extra: Sequallitchew-Creek-lower-canyon.jpg Sequallitchew Creek, located in Fort Lewis, Washington, was the location of the original Fort Nisqually trading

Does Text1 + Text2 + Extra descriptions combined as a whole describe the above image well?

☐ Yes ☐ Maybe ☐ No

Submit

Figure 2: WIT Data Evaluation Template Example

Table 3: WIT: Human Evaluation : Language Split

Language	Num. Examples	Percent
Total EN	2793	63.58%
Total DE	300	6.83%
Total ES	300	6.83%
Total FR	300	6.83%
Total HI	100	2.28%
Total RU	300	6.83%
Total ZH	300	6.83%
Total	4393	100%

Table 4: WIT: Human Evaluation Ratings Results

Text Type	Num. Helpful	Num. No	Percent
Text 1 verdict	4310	83	98.11%
Text 2 verdict	4300	93	97.88%
Text 3 verdict	4377	16	99.64%
Overall Verdict	12987	192	98.54%

languages: Chinese, English, French, German, Hindi, Russian and Spanish. We chose these languages based on the high count of the Wikipedia pages available in the respective language as well as the popularity of it as a spoken language. We used “Yes” and “Maybe” as a positive signal that there is image-text alignment and “No” as a negative signal. We further had three ratings per image-text and used the majority of a positive signal as the verdict. We found that raters agreed that the WIT text describes the given image over 92.5% of the time. When evaluated by the majority of the ratings as the verdict, it was an even more convincing 98.5% - that the image-text examples align very well. This confirms the high quality of the WIT dataset with high confidence. These evaluated example images are included as part of the WIT Test Set. We will be sharing these ratings too as part of our dataset.

Table 5: WIT: Image-Text Stats by Language

Image-Text	# Lang	Uniq. Images	# Lang
total > 1M	9	images > 1M	6
total > 500K	10	images > 500K	12
total > 100K	36	images > 100K	35
total > 50K	15	images > 50K	17
total > 14K	38	images > 13K	38

3.7 WIT: Content Filtering

We also used an image entity class classification model to identify the various entities that could be associated with the WIT images. We removed any image belonging to a list of entities that might not be appropriate for general research (for e.g., pornographic nature or violence).

3.8 Languages

Lastly we only retain examples from a subset of the languages. We have over 200+ languages but we release only those languages for which there are at least 12,000 image-text examples. This brings the list down to 108 languages. Table 5 shows the distribution of example ranges and number of languages in each range.

3.9 WIT: Metadata

Each WIT example is annotated with extra metadata. These include very important complementary information that can be used for other modeling tasks, and include

- Page Title
- Page URL
- Page Description
- Hierarchical Section Title
- Section Text

The full list with an example is shown in the Appendix.

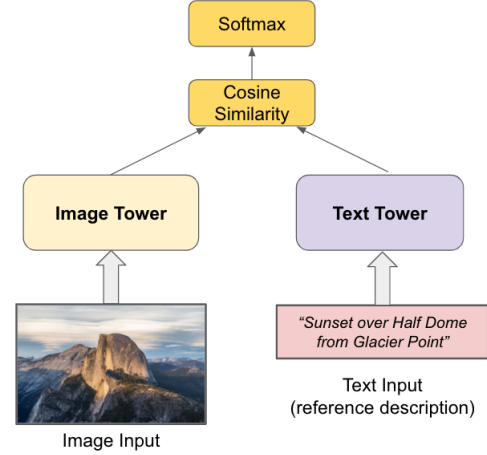
4 MULTIMODAL EXPERIMENTS

Our experiments were to evaluate zero-shot image-text retrieval performance for a Dual Encoder model (as shown in figure 3) in which WIT was used as a pretraining dataset. We also performed experiments in which WIT or a suitable alternate dataset was used for a downstream task (image-text retrieval).

4.1 Dual Encoder Model

The dual-encoder model we created had a text encoder (text tower) and an image encoder (image tower). The text input was represented as a bag of words with an embedding generated for each word. For the image tower, the image was represented as an embedding that was similar to [16]. The cosine similarity of the text and the image embeddings was calculated. The model then optimizes the learning of the image-text similarity by passing the cosine similarity to a batch softmax loss function. Our model was inspired by [30] where multimodal input was used to learn multilinguality. We evaluated the models on the Flickr30K, Multi30K, MS-COCO test sets as well as the dedicated test sets from the WIT Dataset. We also pretrained a model with Conceptual Captions dataset to evaluate

for reference. We used the Recall@K (K = 1, 3, 5) metric to evaluate the performance of the various models and datasets.

**Figure 3: WIT Dual Encoder Model for Training.**

4.2 Experiment Details

We used a batch size of 128 for training and a batch size of 1000 for evaluation. The learning rate was set to $5e-7$. The optimizer we used was SGD with Momentum. For the text encoder, we use a bag of words model (with ngrams of size 1 and 2). Each ngram was mapped to an id $\in [0, 1M]$ through a hash-function and we represented each id using a 200D embedding, then summed and passed through a simple feed forward layer to project to a 64D embedding. The image encoder was given an input of a pre-computed image embedding of size 64. For n image-text embedding pairs in a mini-batch (generated by the dual-encoder), we created a $n \times n$ similarity matrix with the (i, j) entry being the cosine of the i^{th} image embedding and j^{th} text embedding. We then applied a softmax loss on each of the row. Note that only the diagonal entries are considered as positive pairs. We used the ReLU activation function. Since WIT has multiple different text captions per image, we conducted experiments with a variety of them. The best performance was achieved with a concatenation of attribution description and reference description and we kept the overall number of tokens to not more than 20.

4.3 Experiment 1: Zero Shot Evaluation

The first set of experiments we did was to use WIT-ALL (entire test set with all languages) as a pretraining dataset and evaluated its zero-shot performance on the popular test sets Flickr30K, MS-COCO and WIT's dedicated test set. The results are shown in table 6. We observed that WIT achieves about 50% of the score of Conceptual Captions Dataset on the Flickr30K and MS-COCO test sets. But on the WIT test set, the WIT model scores above 5x the score of a model trained on Conceptual Captions.

Table 6: Dual Encoder Model : Zero-shot Evaluation on Flickr30K, COCO and WIT test set for a Retrieval Task

Exp	MS-COCO		Flickr30K		WIT-Test	
	R@1	R@5	R@1	R@5	R@1	R@5
WIT-ALL	0.074	0.228	0.054	0.165	0.346	0.642
CC	0.145	0.385	0.111	0.32	0.048	0.122

Table 7: Dual Encoder Model : Zero-shot Evaluation on WIT test set (all, en, i18n) of various Text Fields for a Retrieval Task

Exp	Text	WIT-ALL		WIT-EN		WIT-I18N	
		R@1	R@5	R@1	R@5	R@1	R@5
WIT	ref	0.126	0.258	0.169	0.358	0.114	0.236
WIT	attr	0.293	0.55	0.272	0.523	0.293	0.523
WIT	ref+attr	0.346	0.642	0.344	0.64	0.344	0.633
CC	text	0.048	0.122	0.072	0.186	0.041	0.11

4.4 Experiment 2: Effectiveness of Various Text Fields

WIT has over 37 million image-text sets. Unlike other datasets, each image has a variety of text captions that it can be associated with. The reference description (the caption right in the context of the Wikipedia page) and the attribution description (the caption on the image’s dedicated Wikimedia page) are the two popular relevant choices. However, there are a few other text sources that can be utilized. For e.g., the field called image caption (which is an additional in the image asset page), the Wikipedia page title, the section title (either by itself or as a hierarchical title), the Wikipedia’s page description (which tends to be general as it relates to the whole page) and the Section text (which is more specific to the image since this is the text of the section in which the image appears). Our second set of experiments was to use various text as the choice for the text encoder and evaluated its zero-shot performance on the various WIT test sets. In addition to using the WIT test as a whole, we also split the test set into two : English only and I18N only (all languages except English). The results are shown in table 7. The concatenation of reference description and attribution description gave the best performance.

4.5 Experiment 3: Evaluation On I18N Test Sets

WIT encompasses examples from over 100 languages so our next set of experiments was to evaluate how well the models learn multilinguality. For this, we used Multi30K’s three language test sets (Czech (CS), German (DE) and French (FR)). We generated a similar language subset dataset from WIT’s test set for the same languages (CS, DE, FR) and used that for evaluation. The results are shown in table 8. We observed that the performance of both WIT and Conceptual Captions pretrained model on the Multi30K is about the same. WIT pretrained model performs very well on the WIT language test sets.

Table 8: Dual Encoder Model : Zero-shot Evaluation on Multi30K and WIT I18N test sets (CS, DE, FR) for a Retrieval Task

Exp	Multi30K-R@5			WIT-R@5		
	CS	DE	FR	CS	DE	FR
WIT-ALL	0.006	0.005	0.006	0.553	0.562	0.599
CC	0.004	0.005	0.004	0.096	0.084	0.104

Table 9: Dual Encoder Model : Zero-shot and Finetuned Evaluation on WIT (image, title) test set for a Retrieval Task

Exp	FineTuning	WIT-ALL		
		R@1	R@3	R@5
WIT-EN	None	0.067	0.122	0.152
CC	None	0.012	0.024	0.032
WIT-ALL	WIT-ALL	0.1	0.174	0.214
CC	CC	0.01	0.021	0.029

4.6 Experiment 4: Evaluation On (Wiki Page Title, Image) Test

Finally, we evaluated on a different albeit real-world task that’s based on Wikipedia. We formulated the task of identifying the pair of (Wikipedia Page Title, an Image on that page) that go together. We conducted this experiment in a zero-shot setting and in a follow-up we pretrained on the WIT-ALL dataset but finetuned with the WIT dataset with the text encoder set to use the page_title field. Since the other datasets do not have a dedicated title field, we trained with the default caption available. The evaluation was done with the WIT’s dedicated test sets with their title field as the text part. The results are shown in table 9. We observed here too WIT based model performs significantly (above 8x) better.

4.7 Discussion

Models pretrained with WIT dataset performs extremely well on the evaluation sets based on Wikipedia data. However, we find that WIT based models do not perform as well on traditional image-text datasets (such as Flickr30K or MS-COCO). The WIT dataset does not fall short in size or in diversity. This led us to probe into the characteristics especially the ways in which it is different from the other datasets used.

4.7.1 Language Representation. The first thing we noticed is that the test sets are all in English whereas only about 50% of the data in WIT is in English. This poses a challenge given that a very multilingual WIT (with 100+ languages) is being evaluated on English only test sets. Further, there are not that many multimodal datasets that are multilingual (we noticed only about half a dozen languages or so).

4.7.2 Vocabulary Analysis. We analyzed the vocabulary of the datasets we used for pretraining : WIT and Conceptual Captions. Since Wikipedia is very entity heavy and is a wide and deep knowledge base, our suspicions were confirmed when we observed that WIT dataset and hence its vocabulary is extremely diverse. For example, we found that over 72% of the unigrams from the text

descriptions (just the reference description) occur 3 times or less as shown in table 10.

Table 10: Vocabulary Comparison

Dataset	Unigrams	freq ≤ 3	pct freq ≤ 3
CC	149,924	63,800	42.55%
WIT	867,906	625,100	72.02%

4.7.3 Language Model. As a follow-up to the vocabulary analysis, we next looked at the unigram distribution as a Language Model representation and used the Jensen-Shannon Divergence (JSD) to compare various datasets and test sets. This too confirmed that WIT’s vocabulary and language model was not similar to the test sets. The full comparisons of dataset similarities is listed in table 11.

4.7.4 Entities Analysis. We used an existing image classification model to tag all the WIT images with entity classes. We once again found that amongst the 4.5M entities that the image-model identified, a large number (3.68M which is over 80%) of the entities occur 3 times or less. This turns out to be both a boon (that the dataset is very diverse) and a bane (that there is not any repetition at all for the models to learn from).

4.7.5 Effectiveness of Text Fields. We found that even though WIT Dataset has both a variety of text fields for a given image and some of these texts were very descriptive, this does not help the model for a retrieval task. Given that it is a bag of words model for the text tower, we believe that might be exacerbating the confusion in learning. Further the popular evaluation sets are barely a single line caption of common words and objects.

4.8 WIT is Unique

Thus, we arrive at a conclusion that WIT is a very different dataset than any existing datasets. But different in a good and unique way. For one, WIT is immensely useful given that it is based off of Wikipedia which represents real world knowledge that has been developed and built upon for over two decades. Wikipedia has been the foundation for many research datasets and tasks. This confirms the quality of the dataset that has been maintained by the Wikipedia Editors. In addition, the many filtering rules we have implemented and further analyzed and confirmed via random sampling and human evaluation ratings shows that it is a high quality dataset with strong image-text alignment. WIT represents

over 100 languages and is the first of its kind to provide a huge multimodal training set. WIT is also the first to provide test sets for over 100 languages. Last but not the least, WIT is very rich and diverse in entities, vocabulary and in its language model and this should help models learn better about the real world which in turn would aid in performing well in challenging real world tasks.

5 FUTURE WORK

In our eagerness and excitement to share the WIT Dataset out to the world, we have just touched the tip of the iceberg by starting out with an image-text retrieval task with a simple dual encoder model. Given the superior performance of cross-attention multimodal transformer models, WIT can potentially be used in lieu of or in addition to the existing pretraining datasets in models as illustrated by UNITER, Unicoder-VL, VL-BERT, ... etc. A range of new i18n tasks can be formulated with WIT as the basis for VQA, VCR and many others. Similarly, more specific i18n retrieval or captioning tasks for low resource languages are yet to be explored. There is also the possibility of using multimodality to enhance multilingual performance. WIT Dataset provides a crosslingual corpus of text for the same image which could aid in this idea. We also hope to leverage the knowledge base and entities and attributes of WIT to improve Q&A tasks.

6 CONCLUSION

Multimodal machine learning models benefit from large high quality multilingual datasets which are diverse and knowledge representative with entities and attributes. We have created Wikipedia Image Text (WIT) dataset, a new large (the largest as of this writing) dataset. In addition to providing large multimodal information, this is also the first multilingual dataset set for over 100 languages. Since WIT is based on Wikipedia, we thus have a real-world knowledge base representation in multimodal and multilingual context. We have shown how WIT could be used as a great pretraining starting point which provides useful representations for downstream tasks such as image-text retrieval. We have also highlighted that such a challenging real world evaluation set empirically highlights the shortcomings of current models and emphasizes the need for improvements in learning methods. We believe that such a powerful diverse dataset will aid researchers in building better multimodal multilingual models and in identifying better learning and representation techniques leading to improvement of Machine Learning models in real-world tasks over visio-linguistic data.

ACKNOWLEDGMENTS

We thank Beer Changpinyo, Corinna Cortes, Joshua Gang, Chao Jia, Ashwin Kakarla, Mike Lee, Zhen Li, Piyush Sharma, Radu Soricut, Ashish Vaswani, Yinfei Yang, and our reviewers for their insightful feedback and comments.

REFERENCES

- [1] Chris Alberti, Jeffrey Ling, Michael Collins, and David Reitter. 2019. Fusion of detected objects in text for visual question answering. *arXiv preprint arXiv:1908.05054* (2019).
- [2] Stanislaw Antol, Aishwarya Agrawal, Jiasen Lu, Margaret Mitchell, Dhruv Batra, C Lawrence Zitnick, and Devi Parikh. 2015. Vqa: Visual question answering. In *Proceedings of the IEEE international conference on computer vision*. 2425–2433.

Table 11: Language Model Comparison

Dataset A vs B	JSD
Flickr vs Flickr Test	0.1679
COCO vs COCO Test	0.1008
CC vs Flickr Test	0.4844
CC vs COCO Test	0.4746
CC vs WIT	0.3825
WIT vs Flickr Test	0.6007
WIT vs COCO Test	0.5957

- [3] Loïc Barrault, Fethi Bougares, Lucia Specia, Chirag Lala, Desmond Elliott, and Stella Frank. 2018. Findings of the third shared task on multimodal machine translation. In *THIRD CONFERENCE ON MACHINE TRANSLATION (WMT18)*, Vol. 2. 308–327.
- [4] Craig Chambers, Ashish Raniwala, Frances Perry, Stephen Adams, Robert R Henry, Robert Bradshaw, and Nathan Weizenbaum. 2010. FlumeJava: easy, efficient data-parallel pipelines. *ACM Sigplan Notices* 45, 6 (2010), 363–375.
- [5] Soravit Changpinyo, Piyush Sharma, Nan Ding, and Radu Soricut. 2021. Conceptual 12M: Pushing Web-Scale Image-Text Pre-Training To Recognize Long-Tail Visual Concepts. *arXiv preprint arXiv:2102.08981* (2021).
- [6] Yen-Chun Chen, Linjie Li, Licheng Yu, Ahmed El Kholy, Faisal Ahmed, Zhe Gan, Yu Cheng, and Jingjing Liu. 2019. Uniter: Learning universal image-text representations. *arXiv preprint arXiv:1909.11740* (2019).
- [7] Jia Deng, Wei Dong, Richard Socher, Li-Jia Li, Kai Li, and Li Fei-Fei. 2009. Imagenet: A large-scale hierarchical image database. In *2009 IEEE conference on computer vision and pattern recognition*. Ieee, 248–255.
- [8] Jacob Devlin, Ming-Wei Chang, Kenton Lee, and Kristina Toutanova. 2018. Bert: Pre-training of deep bidirectional transformers for language understanding. *arXiv preprint arXiv:1810.04805* (2018).
- [9] Alexey Dosovitskiy, Lucas Beyer, Alexander Dehghani, Dirk Weissenborn, Xiatou Zhai, Thomas Unterthiner, Mostafa Dehghani, Matthias Minderer, Georg Heigold, Sylvain Gelly, et al. 2020. An image is worth 16x16 words: Transformers for image recognition at scale. *arXiv preprint arXiv:2010.11929* (2020).
- [10] Desmond Elliott, Stella Frank, Loïc Barrault, Fethi Bougares, and Lucia Specia. 2017. Findings of the second shared task on multimodal machine translation and multilingual image description. *arXiv preprint arXiv:1710.07177* (2017).
- [11] Desmond Elliott, Stella Frank, Khalil Sima'an, and Lucia Specia. 2016. Multi30k: Multilingual english-german image descriptions. *arXiv preprint arXiv:1605.00459* (2016).
- [12] John Hewitt, Daphne Ippolito, Brendan Callahan, Reno Kriz, Derry Tanti Wijaya, and Chris Callison-Burch. 2018. Learning translations via images with a massively multilingual image dataset. In *Proceedings of the 56th Annual Meeting of the Association for Computational Linguistics (Volume 1: Long Papers)*. 2566–2576.
- [13] Julian Hitschler, Shigehiko Schamoni, and Stefan Riezler. 2016. Multimodal pivots for image caption translation. *arXiv preprint arXiv:1601.03916* (2016).
- [14] Micah Hodosh, Peter Young, and Julia Hockenmaier. 2013. Framing image description as a ranking task: Data, models and evaluation metrics. *Journal of Artificial Intelligence Research* 47 (2013), 853–899.
- [15] Chao Jia, Yinfei Yang, Ye Xia, Yi-Ting Chen, Zarana Parekh, Hieu Pham, Quoc V Le, Yunhsuan Sung, Zhen Li, and Tom Duerig. 2021. Scaling Up Visual and Vision-Language Representation Learning With Noisy Text Supervision. *arXiv preprint arXiv:2102.05918* (2021).
- [16] Da-Cheng Juan, Chun-Ta Lu, Zhen Li, Futang Peng, Aleksei Timofeev, Yi-Ting Chen, Yaxi Gao, Tom Duerig, Andrew Tomkins, and Sujith Ravi. 2019. Graph-rise: Graph-regularized image semantic embedding. *arXiv preprint arXiv:1902.10814* (2019).
- [17] Gen Li, Nan Duan, Yuejian Fang, Ming Gong, Daxin Jiang, and Ming Zhou. 2019. Unicoder-VL: A Universal Encoder for Vision and Language by Cross-modal Pre-training. *arXiv e-prints*, page. *arXiv preprint arXiv:1908.06066* (2019).
- [18] Gen Li, Nan Duan, Yuejian Fang, Ming Gong, Daxin Jiang, and Ming Zhou. 2020. Unicoder-VL: A Universal Encoder for Vision and Language by Cross-Modal Pre-Training. In *AAAI*. 11336–11344.
- [19] Liunian Harold Li, Mark Yatskar, Da Yin, Cho-Jui Hsieh, and Kai-Wei Chang. 2019. Visualbert: A simple and performant baseline for vision and language. *arXiv preprint arXiv:1908.03557* (2019).
- [20] Xirong Li, Chaoxi Xu, Xiaoxu Wang, Wei Yu Lan, Zhengxiong Jia, Gang Yang, and Jieping Xu. 2019. COCO-CN for Cross-Lingual Image Tagging, Captioning, and Retrieval. *IEEE Transactions on Multimedia* 21, 9 (2019), 2347–2360.
- [21] Tsung-Yi Lin, Michael Maire, Serge Belongie, James Hays, Pietro Perona, Deva Ramanan, Piotr Dollár, and C Lawrence Zitnick. 2014. Microsoft coco: Common objects in context. In *European conference on computer vision*. Springer, 740–755.
- [22] Jiasen Lu, Dhruv Batra, Devi Parikh, and Stefan Lee. 2019. Vilbert: Pretraining task-agnostic visiolinguistic representations for vision-and-language tasks. In *Advances in Neural Information Processing Systems*. 13–23.
- [23] Takashi Miyazaki and Nobuyuki Shimizu. 2016. Cross-Lingual Image Caption Generation. In *Proceedings of the 54th Annual Meeting of the Association for Computational Linguistics (Volume 1: Long Papers)*. Association for Computational Linguistics, 1780–1790. <https://doi.org/10.18653/v1/P16-1168>
- [24] Vicente Ordonez, Girish Kulkarni, and Tamara Berg. 2011. Im2text: Describing images using 1 million captioned photographs. *Advances in neural information processing systems* 24 (2011), 1143–1151.
- [25] Di Qi, Lin Su, Jia Song, Edward Cui, Taroon Bharti, and Arun Sacheti. 2020. Imagebert: Cross-modal pre-training with large-scale weak-supervised image-text data. *arXiv preprint arXiv:2001.07966* (2020).
- [26] Alec Radford, Jong Wook Kim, Chris Hallacy, Aditya Ramesh, Gabriel Goh, Sandhini Agarwal, Girish Sastry, Amanda Askell, Pamela Mishkin, Jack Clark, et al. 2021. Learning transferable visual models from natural language supervision. *Image* 2 (2021), T2.
- [27] Colin Raffel, Noam Shazeer, Adam Roberts, Katherine Lee, Sharan Narang, Michael Matena, Yanqi Zhou, Wei Li, and Peter J Liu. 2019. Exploring the limits of transfer learning with a unified text-to-text transformer. *arXiv preprint arXiv:1910.10683* (2019).
- [28] Piyush Sharma, Nan Ding, Sebastian Goodman, and Radu Soricut. 2018. Conceptual captions: A cleaned, hypernymed, image alt-text dataset for automatic image captioning. In *Proceedings of the 56th Annual Meeting of the Association for Computational Linguistics (Volume 1: Long Papers)*. 2556–2565.
- [29] Karen Simonyan and Andrew Zisserman. 2014. Very deep convolutional networks for large-scale image recognition. *arXiv preprint arXiv:1409.1556* (2014).
- [30] Karan Singhal, Karthik Raman, and Balder ten Cate. 2019. Learning multilingual word embeddings using image-text data. *arXiv preprint arXiv:1905.12260* (2019).
- [31] Weijie Su, Xizhou Zhu, Yue Cao, Bin Li, Lewei Lu, Furu Wei, and Jifeng Dai. 2019. Vi-bert: Pre-training of generic visual-linguistic representations. *arXiv preprint arXiv:1908.08530* (2019).
- [32] Chen Sun, Abhinav Shrivastava, Saurabh Singh, and Abhinav Gupta. 2017. Revisiting Unreasonable Effectiveness of Data in Deep Learning Era. *arXiv:cs.CV/1707.02968*
- [33] Christian Szegedy, Vincent Vanhoucke, Sergey Ioffe, Jon Shlens, and Zbigniew Wojna. 2016. Rethinking the inception architecture for computer vision. In *Proceedings of the IEEE conference on computer vision and pattern recognition*. 2818–2826.
- [34] Ashish Vaswani, Noam Shazeer, Niki Parmar, Jakob Uszkoreit, Llion Jones, Aidan N Gomez, Lukasz Kaiser, and Illia Polosukhin. 2017. Attention is all you need. *Advances in neural information processing systems* 30 (2017), 5998–6008.
- [35] Oriol Vinyals, Alexander Toshev, Samy Bengio, and Dumitru Erhan. 2015. Show and tell: A neural image caption generator. In *Proceedings of the IEEE conference on computer vision and pattern recognition*. 3156–3164.
- [36] Shijie Wu and Mark Dredze. 2019. Beto, bentz, becas: The surprising cross-lingual effectiveness of BERT. *arXiv preprint arXiv:1904.09077* (2019).
- [37] Linting Xue, Noah Constant, Adam Roberts, Mihir Kale, Rami Al-Rfou, Aditya Siddhant, Aditya Barua, and Colin Raffel. 2020. mT5: A massively multilingual pre-trained text-to-text transformer. *arXiv:cs.CL/2010.11934*
- [38] Peter Young, Alice Lai, Micah Hodosh, and Julia Hockenmaier. 2014. From image descriptions to visual denotations: New similarity metrics for semantic inference over event descriptions. *Transactions of the Association for Computational Linguistics* 2 (2014), 67–78.
- [39] Rowan Zellers, Yonatan Bisk, Ali Farhadi, and Yejin Choi. 2019. From recognition to cognition: Visual commonsense reasoning. In *Proceedings of the IEEE Conference on Computer Vision and Pattern Recognition*. 6720–6731.
- [40] Luowei Zhou, Hamid Palangi, Lei Zhang, Houdong Hu, Jason J Corso, and Jianfeng Gao. 2020. Unified Vision-Language Pre-Training for Image Captioning and VQA. In *AAAI*. 13041–13049.
- [41] Mingyang Zhou, Runxiang Cheng, Yong Jae Lee, and Zhou Yu. 2018. A visual attention grounding neural model for multimodal machine translation. *arXiv preprint arXiv:1808.08266* (2018).
- [42] Yukun Zhu, Ryan Kiros, Rich Zemel, Ruslan Salakhutdinov, Raquel Urtasun, Antonio Torralba, and Sanja Fidler. 2015. Aligning books and movies: Towards story-like visual explanations by watching movies and reading books. In *Proceedings of the IEEE international conference on computer vision*. 19–27.

Table 12: WIT Text Example for Half Dome, Yosemite

Field Name	Text
Page Title	Half Dome, Yosemite
Canonical Page URL	en.wikipedia.org/wiki/Half_Dome
Page Description	Half Dome is a granite dome at the eastern end of Yosemite Valley in Yosemite National Park, California. It is a well-known rock formation ...
Reference Description	Sunset over Half Dome from Glacier Point
Attribution Description	English: Half Dome as viewed from Glacier Point, Yosemite National Park, California, United States.

A APPENDIX

**Figure 4: Wikipedia page for Half Dome, Yosemite, California via Wikimedia Commons.****Figure 5: WIT Image Example for Wikipedia Half Dome, Yosemite, California**

Table 13: WIT: A Full Example Illustration : Half Dome, Yosemite

FIELD NAME	FIELD TYPE	VALUE
canonical_page_url	string	https://en.wikipedia.org/wiki/Half_Dome
image_url	string	Link to Yosemite JPEG media
page_title	string	Half Dome
page_description	string	Half Dome is a granite dome at the eastern end of Yosemite Valley in Yosemite National Park, California. It is a well-known rock formation in the park, named for its distinct shape. One side is a sheer face while the other three sides are smooth and round, making it appear like a dome cut in half. The granite crest rises more than 4,737 ft above the valley floor.
section_text	string	Half Dome is a granite dome at the eastern end of Yosemite Valley in Yosemite National Park, California. It is a well-known rock formation in the park, named for its distinct shape. One side is a sheer face while the other three sides are smooth and round, making it appear like a dome cut in half. The granite crest rises more than 4,737 ft (1,444 m) above the valley floor.
language	string	en
is_main_image	bool	TRUE
mime_type	string	image/jpeg
original_height	int	2988
original_width	int	4752
filtered_reference_description	string	Sunset over Half Dome from Glacier Point
filtered_caption	string	empty value
filtered_attribution_description	string	English: Half Dome as viewed from Glacier Point, Yosemite National Park, California, United States.
attribution_passes_lang_id	bool	TRUE
page_changed_recently	bool	TRUE
section_title	string	empty value
hierarchical_section_title	string	Half Dome
page_url	string	http://en.wikipedia.org/wiki/Half_Dome



WIKIPEDIA
The Free Encyclopedia

- Main page
- Contents
- Current events
- Random article
- About Wikipedia
- Contact us
- Donate

Contribute

- Help
- Learn to edit
- Community portal
- Recent changes
- Upload file

Tools

- What links here
- Related changes
- Special pages
- Permanent link
- Page information
- Cite this page
- Wikidata item

Print/export

- Download as PDF
- Printable version

In other projects

- Wikimedia Commons

Not logged in [Talk](#) [Contributions](#) [Create account](#) [Log in](#)

Article [Talk](#) [Read](#) [Edit](#) [View history](#)

Half Dome

From Wikipedia, the free encyclopedia

"Half dome" redirects here. For the term in architecture, see [Semi-dome](#).

Half Dome is a [granite dome](#) at the eastern end of [Yosemite Valley](#) in [Yosemite National Park](#), California. It is a well-known [rock formation](#) in the park, named for its distinct shape. One side is a sheer face while the other three sides are smooth and round, making it appear like a dome cut in half.^[3] The [granite](#) crest rises more than 4,737 ft (1,444 m) above the [valley floor](#).

Contents [hide]

- [Geology](#)
- [Ascents](#)
- [Hiking the Cable Route](#)
- [Notable ascents](#)
- [Notable free climbs](#)
- [In culture](#)
- [See also](#)
- [References](#)
- [External links](#)

Geology [edit]


Main article: [Geology of the Yosemite area](#)

The impression from the valley floor that this is a round dome that has lost its northwest half, is just an illusion. From Washburn Point, Half Dome can be seen as a thin ridge of rock, an [arête](#), that is oriented northeast-southwest, with its southeast side almost as steep as its northwest side except for the very top. Although the trend of this ridge, as well as that of [Tenaya Canyon](#), is probably controlled by master [joints](#), 80 percent of the northwest "half" of the original dome may well still be there.

Half Dome

Coordinates: 37°44′46″N 119°31′59″W﻿ / ﻿

Image ←



Reference Description ←

Sunset over Half Dome from Glacier Point

Reference Description	Highest point
Elevation	8846 ft (2696 m) NAVD 88 ^[1]
Prominence	1,360 ft (410 m) ^[1]
Parent peak	Clouds Rest ^[1]
Coordinates	37°44′46″N 119°31′59″W﻿ / ﻿ ^[2]

Geography




Figure 6: WIT Image-Text Example with Annotation

File:Televised Star Craft.jpg

From Wikimedia Commons, the free media repository

[File](#) [File history](#) [File usage on Commons](#) [File usage on other wikis](#) [Metadata](#)



[Download](#)
all sizes

[Use this file](#)
on the web

[Use this file](#)
on a wiki

[Email a link](#)
to this file

[Information](#)
about reusing

Size of this preview: 800 × 600 pixels. Other resolutions: 320 × 240 pixels | 640 × 480 pixels | 1,024 × 768 pixels | 1,280 × 960 pixels | 1,600 × 1,200 pixels.
[Original file](#) (1,600 × 1,200 pixels, file size: 1.05 MB, MIME type: image/jpeg)

[Open in Media Viewer](#) [Settings](#)

File information [Structured data](#)

Captions [Edit](#)

English [Add a one-line explanation of what this file represents](#)

Description	A televised match of <i>StarCraft</i> (Blizzard Entertainment: 1998) in South Korea, televised by MBCGame.
Date	11 July 2006, 19:24
Source	Televised Star Craft, 1 link

Figure 7: WIT Image Example for Attribution Description

Table 14: Language Stats

Lang	Dataset	# Examples	# Uniq. Img	# Ref	# Attr	# Cap
af	val	603	424	371	467	86
af	train	93,755	85,728	47,173	85,180	18,403
af	test	542	497	276	512	116
an	val	158	127	72	124	43
an	train	27,134	24,904	9,317	24,900	7,584
an	test	186	172	73	178	47
ar	val	3,888	2,630	1,520	3,173	98
ar	train	616,618	534,440	172,069	590,016	22,228
ar	test	3,595	3,015	1,065	3,487	134
arz	val	1,288	1,188	68	1,262	7
arz	train	247,771	243,215	9,387	245,931	1,700
arz	test	1,376	1,349	64	1,364	10
ast	val	1,091	754	656	800	16
ast	train	163,466	151,164	86,392	149,505	2,385
ast	test	978	875	532	930	15
az	val	752	541	315	608	47
az	train	122,522	109,663	34,090	117,342	9,815
az	test	681	587	206	663	60
azb	val	1,141	887	308	991	180
azb	train	185,055	180,778	32,959	181,264	28,173
azb	test	1,080	1,035	213	1,062	179
ba	val	247	187	122	187	43
ba	train	39,870	37,115	16,325	37,453	7,996
ba	test	239	214	110	233	35
bar	val	199	143	115	141	24
bar	train	27,762	25,995	14,813	25,307	4,551
bar	test	177	155	93	168	34
be	val	896	679	362	763	112
be	train	147,532	129,774	51,508	138,881	19,117
be	test	845	736	308	812	112
be-tarask	val	385	285	149	325	38
be-tarask	train	64,362	56,142	22,373	60,059	7,673
be-tarask	test	336	303	138	318	46
bg	val	2,601	1,291	1,741	1,453	153
bg	train	282,629	246,330	137,138	257,584	29,052
bg	test	1,635	1,367	884	1,508	169
bn	val	643	411	415	467	45
bn	train	92,497	81,882	51,035	86,040	6,670
bn	test	590	493	343	563	48
br	val	435	298	315	299	25
br	train	65,252	60,404	41,839	55,855	4,228
br	test	410	363	279	363	21
bs	val	506	339	341	346	48
bs	train	72,527	66,194	39,723	65,378	8,072
bs	test	417	374	247	379	52
ca	val	4,310	2,980	1,913	3,455	267
ca	train	698,364	592,765	246,834	654,920	53,396
ca	test	3,818	3,185	1,410	3,637	252
ce	val	330	308	33	317	272
ce	train	54,669	54,043	2,983	54,122	47,050
ce	test	278	276	20	273	237
ceb	val	1,467	1,278	19	1,458	3
ceb	train	273,344	251,059	3,830	272,904	2,082
ceb	test	1,388	1,277	17	1,386	4
ckb	val	138	76	99	81	11
ckb	train	15,424	14,321	8,811	13,800	1,283
ckb	test	109	102	65	103	6

Table 15: Language Stats

Lang	Dataset	# Examples	# Uniq. Img	# Ref	# Attr	# Cap
cs	val	4,291	2,855	2,528	3,499	877
cs	train	652,034	557,020	332,616	613,059	147,478
cs	test	3,447	2,886	1,767	3,273	724
cv	val	118	89	60	87	18
cv	train	14,742	14,013	6,467	13,337	1,867
cv	test	103	96	51	94	11
cy	val	773	535	221	656	19
cy	train	122,238	106,448	21,917	117,650	2,966
cy	test	720	618	159	697	25
da	val	1,707	1,117	1,177	1,211	79
da	train	235,285	209,386	142,343	212,290	16,701
da	test	1,397	1,211	864	1,272	96
de	val	23,589	13,374	14,377	17,954	3,973
de	train	3,350,887	2,632,431	1,720,948	3,192,611	721,886
de	test	17,507	13,205	9,413	16,806	3,539
el	val	1,312	808	766	945	88
el	train	187,283	165,482	94,120	170,918	5,664
el	test	1,119	959	589	1,055	41
en	val	45,542	19,979	33,173	29,385	3,193
en	train	5,422,027	3,940,784	3,264,650	5,094,378	561,756
en	test	33,177	21,870	22,439	31,699	3,662
eo	val	1,771	1,247	1,103	1,343	232
eo	train	286,521	254,160	156,601	260,429	44,127
eo	test	1,589	1,339	885	1,484	265
es	val	13,390	7,378	9,644	8,552	221
es	train	1,741,015	1,433,075	1,092,875	1,530,281	37,151
es	test	9,876	7,658	6,461	9,001	198
et	val	1,372	771	1,009	865	49
et	train	169,304	150,267	109,891	150,847	9,761
et	test	966	835	666	872	50
eu	val	1,951	1,520	549	1,715	27
eu	train	321,311	294,256	63,662	310,440	4,914
eu	test	1,771	1,604	393	1,731	15
fa	val	3,162	2,215	1,305	2,562	389
fa	train	487,183	429,833	148,916	468,121	73,117
fa	test	2,839	2,447	962	2,758	437
fi	val	2,493	1,709	1,490	1,846	343
fi	train	377,569	333,999	188,244	348,713	64,404
fi	test	2,166	1,897	1,100	2,032	401
fil	val	273	193	149	221	21
fil	train	37,964	35,009	18,968	34,446	5,221
fil	test	353	242	207	269	33
fr	val	16,822	10,221	8,243	13,463	3,579
fr	train	2,561,756	2,018,324	976,576	2,444,258	658,134
fr	test	13,943	10,479	5,851	13,444	3,521
fy	val	353	218	248	258	17
fy	train	49,108	44,420	31,821	44,169	2,944
fy	test	328	292	227	308	23
ga	val	501	159	461	171	6
ga	train	33,094	31,344	25,471	28,807	1,404
ga	test	232	217	180	212	9
gl	val	1,244	743	817	827	36
gl	train	176,492	151,579	96,982	157,170	6,876
gl	test	1,032	873	579	953	46
hi	val	486	327	306	358	24
hi	train	69,397	61,813	38,280	62,967	4,929
hi	test	542	448	347	522	54

Table 16: Language Stats

Lang	Dataset	# Examples	# Uniq. Img	# Ref	# Attr	# Cap
hr	val	918	602	615	631	97
hr	train	139,111	118,919	79,178	123,083	18,866
hr	test	900	722	541	803	124
hsb	val	91	72	29	85	30
hsb	train	16,945	15,571	4,610	16,360	4,898
hsb	test	102	92	33	101	32
ht	val	142	120	35	119	69
ht	train	23,751	23,376	3,745	23,305	12,889
ht	test	148	144	21	147	90
hu	val	3,655	2,564	1,654	2,969	508
hu	train	563,738	495,429	209,013	519,752	86,780
hu	test	3,144	2,700	1,186	2,920	465
hy	val	1,713	1,235	670	1,379	37
hy	train	258,993	237,008	71,621	247,576	6,886
hy	test	1,454	1,289	419	1,401	52
ia	val	116	99	17	104	7
ia	train	16,666	16,250	2,075	16,112	698
ia	test	105	100	13	103	8
id	val	1,865	1,144	1,179	1,316	122
id	train	271,133	234,762	146,112	247,845	22,030
id	test	1,593	1,338	938	1,483	143
io	val	127	84	77	90	20
io	train	21,704	20,045	9,684	19,776	4,813
io	test	143	125	70	133	25
is	val	242	171	190	165	18
is	train	35,104	32,701	24,350	30,276	3,213
is	test	219	201	167	198	16
it	val	10,111	5,858	5,990	7,236	1,126
it	train	1,405,878	1,155,676	649,558	1,323,265	205,415
it	test	7,717	6,106	3,683	7,358	1,081
iw	val	2,775	1,610	1,636	2,168	152
iw	train	362,493	312,224	174,576	337,418	25,760
iw	test	2,091	1,740	1,052	1,949	137
ja	val	8,851	4,313	6,410	5,367	504
ja	train	1,084,871	874,699	624,537	1,003,353	92,839
ja	test	6,023	4,647	3,598	5,590	556
jv	val	130	99	83	97	6
jv	train	20,119	19,143	12,097	18,088	1,274
jv	test	122	116	73	119	8
ka	val	629	468	270	513	29
ka	train	104,856	94,129	36,443	97,517	8,248
ka	test	656	566	244	620	63
kk	val	325	245	150	266	69
kk	train	57,517	52,867	23,358	53,446	12,249
kk	test	336	297	158	320	63
kn	val	214	150	160	162	17
kn	train	30,406	28,060	21,687	27,315	1,566
kn	test	231	201	184	215	16
ko	val	2,065	1,386	1,138	1,573	183
ko	train	308,740	274,285	137,209	285,007	27,979
ko	test	1,802	1,586	881	1,674	165
la	val	1,209	680	1,027	658	96
la	train	142,674	134,587	108,875	124,441	18,944
la	test	742	690	569	674	101
lah	val	170	125	70	140	9
lah	train	30,825	27,456	9,590	29,383	1,634
lah	test	206	183	69	204	13

Table 17: Language Stats

Lang	Dataset	# Examples	# Uniq. Img	# Ref	# Attr	# Cap
lb	val	324	227	195	243	14
lb	train	49,401	43,998	22,042	46,565	3,278
lb	test	274	251	130	260	19
lmo	val	156	122	71	112	31
lmo	train	23,815	23,058	9,675	21,607	4,387
lmo	test	124	118	56	113	26
lt	val	967	723	491	774	77
lt	train	150,747	137,380	62,512	139,776	12,861
lt	test	817	728	351	772	71
lv	val	609	451	311	501	139
lv	train	95,165	83,567	43,276	88,648	25,237
lv	test	573	489	278	522	172
mg	val	115	96	41	81	45
mg	train	21,397	21,200	5,077	17,919	57
mg	test	143	142	23	127	15,277
mk	val	723	485	431	492	75
mk	train	113,482	97,839	59,047	103,236	25
mk	test	676	591	366	626	6,041
ml	val	564	371	322	424	54
ml	train	90,149	80,683	42,723	84,472	10
ml	test	570	494	292	546	1,990
mn	val	128	104	73	100	8
mn	train	19,695	18,715	8,167	18,307	14
mn	test	109	102	48	105	1,621
mr	val	169	131	93	141	6
mr	train	24,262	22,343	12,210	22,664	63
mr	test	165	148	85	162	11,330
ms	val	728	492	444	562	88
ms	train	113,190	103,204	57,894	103,981	3
ms	test	687	620	389	630	1,537
my	val	107	67	71	79	11
my	train	17,259	16,083	10,015	15,961	739
my	test	104	97	59	97	131,801
nan	val	1,387	831	603	840	631
nan	train	161,287	159,564	19,725	152,725	3
nan	test	809	792	126	765	888
nds	val	144	106	127	99	11
nds	train	19,024	17,954	15,735	15,998	7
nds	test	118	105	97	113	1,554
ne	val	128	100	66	108	9
ne	train	21,415	19,197	9,177	20,430	1,993
ne	test	150	134	72	150	360,360
nl	val	7,888	5,014	3,434	6,524	1,825
nl	train	1,225,211	969,736	405,788	1,169,330	87
nl	test	6,511	4,975	2,300	6,244	15,892
nn	val	796	535	498	589	101
nn	train	117,036	106,463	62,556	105,519	365
nn	test	757	639	413	700	64,330
no	val	2,971	1,940	1,759	2,316	452
no	train	430,419	362,192	219,405	397,910	2
no	test	2,662	2,072	1,510	2,496	6
nv	val	118	106	20	117	2,265
nv	train	20,691	18,386	3,300	20,479	13
nv	test	92	83	21	89	5
oc	val	347	251	215	249	1,354
oc	train	62,915	59,145	32,093	56,856	22
oc	test	363	326	209	325	2,790

Table 18: Language Stats

Lang	Dataset	# Examples	# Uniq. Img	# Ref	# Attr	# Cap
pa	val	193	127	126	136	505,890
pa	train	27,122	25,126	15,053	25,113	2,642
pa	test	211	184	120	206	416
pl	val	7,036	4,773	3,308	5,783	73,480
pl	train	1,114,489	938,346	429,129	1,054,164	396
pl	test	5,747	4,798	2,235	5,507	16
pt	val	6,515	3,354	3,920	4,134	3,093
pt	train	804,395	672,754	332,753	754,910	26
pt	test	4,592	3,684	2,017	4,372	544
qu	val	117	75	61	94	102,809
qu	train	18,900	15,381	8,596	17,116	540
qu	test	134	103	65	128	797
ro	val	2,294	1,636	924	1,939	141,748
ro	train	375,263	324,990	116,427	357,865	764
ro	test	2,095	1,772	719	2,013	43
ru	val	9,808	6,225	4,445	8,067	8,537
ru	train	1,534,893	1,240,599	569,666	1,467,699	54
ru	test	8,780	6,792	3,610	8,485	7
sco	val	329	240	208	246	1,073
sco	train	47,619	45,243	28,392	42,170	12
sco	test	304	277	197	275	330
si	val	95	66	68	63	66,022
si	train	14,903	13,392	9,344	13,250	326
si	test	124	108	76	115	131
sk	val	1,433	1,111	520	1,234	27,002
sk	train	229,755	209,237	62,766	218,817	167
sk	test	1,233	1,087	385	1,180	59
sl	val	1,055	673	638	746	11,113
sl	train	146,551	130,395	71,919	134,643	51
sl	test	839	735	429	793	100
sq	val	355	262	214	263	18,810
sq	train	48,942	44,433	22,455	45,258	103
sq	test	273	243	133	252	58
sr	val	2,649	1,538	1,617	1,719	11,953
sr	train	358,505	314,625	166,598	324,088	81
sr	test	2,000	1,720	1,010	1,827	450
sr-Latn	val	1,007	723	563	707	87,196
sr-Latn	train	165,373	150,072	75,782	143,264	520
sr-Latn	test	957	840	463	847	11
sv	val	6,330	4,058	3,252	4,817	2,259
sv	train	918,732	791,029	363,165	877,774	10
sv	test	4,914	4,171	2,130	4,732	33
sw	val	201	136	153	131	5,963
sw	train	28,993	27,225	22,141	24,424	31
sw	test	164	151	131	145	17
ta	val	608	362	410	424	2,501
ta	train	85,453	75,394	48,154	77,670	17
ta	test	526	446	318	496	11
te	val	279	160	190	189	1,823
te	train	37,589	33,063	23,336	34,776	14
te	test	267	223	168	255	37
tg	val	155	125	57	132	8,480
tg	train	22,594	21,557	6,660	21,883	58
tg	test	143	137	38	142	142
th	val	793	544	437	579	25,437
th	train	120,592	105,618	54,853	110,325	151
th	test	750	633	366	697	12

Table 19: Language Stats

Lang	Dataset	# Examples	# Uniq. Img	# Ref	# Attr	# Cap
tr	val	1,840	1,265	1,023	1,413	2,340
tr	train	270,292	237,703	126,042	250,380	10
tr	test	1,591	1,366	762	1,509	430
tt	val	274	225	85	242	78,021
tt	train	44,622	42,005	9,852	42,849	464
tt	test	285	268	74	274	173
uk	val	5,990	4,135	2,316	4,983	27,968
uk	train	924,811	787,944	279,548	885,861	176
uk	test	4,985	4,177	1,503	4,837	165
ur	val	567	413	291	475	27,394
ur	train	91,264	82,093	36,659	86,497	142
ur	test	580	489	246	558	251
uz	val	272	243	64	249	42,060
uz	train	42,808	42,084	7,722	41,971	205
uz	test	239	238	59	239	310
vec	val	290	268	25	278	61,086
vec	train	48,684	48,262	3,728	47,735	330
vec	test	265	264	40	256	3
vi	val	3,351	2,321	1,467	2,719	619
vi	train	515,937	453,326	177,565	491,288	4
vi	test	2,696	2,311	1,051	2,593	18
vo	val	180	157	167	86	4,636
vo	train	30,564	29,293	27,485	16,248	17
vo	test	134	127	116	83	2
war	val	443	354	72	400	1,213
war	train	75,167	68,979	9,022	71,917	13
war	test	334	312	45	316	11
xmf	val	86	77	33	68	1,807
xmf	train	15,221	14,405	5,562	13,801	11
xmf	test	92	89	27	89	292
yue	val	333	260	243	255	58,212
yue	train	52,494	49,464	34,196	46,744	357
yue	test	309	293	215	286	291
zh	val	5,493	3,504	3,164	4,306	58,289
zh	train	834,324	691,440	411,939	784,829	358
zh	test	4,947	3,905	2,733	4,716	
zh-TW	val	5,493	3,508	3,157	4,312	
zh-TW	train	834,941	691,337	412,317	785,378	
zh-TW	test	4,955	3,903	2,736	4,721	