

Wasserstein GANs Work Because They Fail (to Approximate the Wasserstein Distance)

Jan Stanczuk¹ Christian Etmann¹ Lisa Maria Kreusser¹ Carola-Bibiane Schönlieb¹

Abstract

Wasserstein GANs are based on the idea of minimising the Wasserstein distance between a real and a generated distribution. We provide an in-depth mathematical analysis of differences between the theoretical setup and the reality of training Wasserstein GANs. In this work, we gather both theoretical and empirical evidence that the WGAN loss is not a meaningful approximation of the Wasserstein distance. Moreover, we argue that the Wasserstein distance is not even a desirable loss function for deep generative models, and conclude that the success of Wasserstein GANs can in truth be attributed to a failure to approximate the Wasserstein distance.

1. Introduction

In (Arjovsky et al., 2017), the authors suggested a framework for training Generative Adversarial Networks (GANs) by minimising the Wasserstein distance between a real and a generated distribution. This was motivated as a remedy for shortcomings of the Jensen-Shannon (JS) divergence (which is implicitly used in vanilla GANs (Goodfellow et al., 2014)). It is uninformative when dealing with mutually singular distributions, and introduces further theoretical problems with the optimal discriminator dynamics of vanilla GANs described in (Arjovsky & Bottou, 2017). The Wasserstein GAN with gradient penalty (WGAN-GP) introduced in (Gulrajani et al., 2017) achieved state-of-the-art performance on CIFAR-10 conditional image generation at the time of publication. In this work, we explore both theoretical and practical shortcomings of GANs, and conclude that in fact Wasserstein GANs should not be thought of as Wasserstein distance minimisers at all. The empirical study by Pinetz et al. (2019) showed that WGANs do not approximate the Wasserstein distance accurately because they fail

to approximate the optimal discriminator. This has been further confirmed by experiments performed in (Mallasto et al., 2019). These observations show that the loss function for WGAN and WGAN-GP (cf. (Arjovsky et al., 2017) and (Gulrajani et al., 2017), respectively) is not the Wasserstein distance in practice. Additionally, as we will show here, the issues go much deeper. In (Mallasto et al., 2019), a new method for estimating the Wasserstein distance called the ‘ c -transform’ was suggested. Surprisingly, while this new method achieves a much better estimation of the optimal discriminator, it also results in a much worse generative performance. As we will demonstrate in the following, this is related to sample complexity and optimisation, but also an issue of the Wasserstein distance itself.

The original theory of Wasserstein GANs did not take into account that in high-dimensional settings, a sample estimate of the Wasserstein distance is very different (due to the curse of dimensionality) from Wasserstein distances between distributions generating the samples. This has previously been analysed in (Bellemare et al., 2017) for the case of Bernoulli measures. The authors have shown that minimising sample Wasserstein distances leads to noticeably different minimisers than minimising the actual Wasserstein distance between data-generating distributions. Moreover, there is a non-vanishing bias in sample estimates of the gradient of Wasserstein distances which can have an influence on gradient descent based learning algorithms. We take this analysis further and show empirically that false minima occur not only in the case of Bernoulli measures, but also while learning common synthetic and benchmark distributions. Our experiments show that in high dimensions, a distribution concentrated on the centroids of the k -means is closer in (expected) Wasserstein distance from a random sample of the target distribution, than two random samples of the target distribution are from each other. We demonstrate this by showing that *a generator simply outputting k -means centroids will have a lower loss than the best possible generator, which outputs actual samples from the target distribution*. We point to a known connection between the Wasserstein distance and k -means as a possible avenue for a mathematical explanation of this phenomenon. This analysis raises a natural question: If WGAN-GP (which generates high-fidelity data) is in fact not using a meaningful approx-

¹Cambridge Image Analysis Group, Department of Applied Mathematics and Theoretical Physics, University of Cambridge, Cambridge, United Kingdom. Correspondence to: Jan Stanczuk <js2164@cam.ac.uk>.

imation of the Wasserstein distance, then why do authors achieve a state-of-the-art performance, often better than the vanilla GAN (Goodfellow et al., 2014)? The literature suggests two possible answers: Firstly, it has been proposed in (Kodali et al., 2017) and (Fedus et al., 2017) that regularising the Lipschitz constraint of the discriminator may improve stability of GAN training *regardless* of the statistical distance used as a loss function. Secondly, in (Lucic et al., 2017), a large-scale experiment has shown that vanilla GANs can achieve a very similar performance to WGAN-GP if the right hyperparameters are chosen. Therefore, the original success of WGAN-GP is perhaps just the result of a carefully-chosen hyperparameter configuration rather than of the new loss function. Our observations agree with the point made in (Fedus et al., 2017) that GANs should not be understood as minimisers of some statistical distance. The dynamics of the optimisation process based on alternating gradient updates need to be understood, rather than just the loss function or the optimal discriminator regime.

2. Original Motivations for Wasserstein GAN

2.1. Theoretical formulation of GANs

Generative adversarial networks (GANs) were introduced in (Goodfellow et al., 2014) as a new framework for generative models. A GAN consists of two neural networks: the generator $G_\theta : \mathcal{Z} \rightarrow \mathcal{X}$ and the discriminator (often called 'critic' in the context of Wasserstein GANs) $D_\alpha : \mathcal{X} \rightarrow \mathbb{R}$ (where θ and α denote the parameters of respective networks), which compete against each other. The space \mathcal{Z} is usually endowed with a multivariate Gaussian distribution p_z and the outputs of the generator $G_\theta(z)$ form a distribution which we call the *generator distribution* and denote as p_θ . The generator learns to produce samples which resemble the data from a *target distribution* p^* , while the discriminator is trying to distinguish fake from real data (by assigning an estimated probability of being 'real' to a point). Formally, given a value function $V(G_\theta, D_\alpha)$ the optimisation objective is of the form

$$\min_{\theta} \max_{\alpha} V(G_\theta, D_\alpha). \quad (2.1)$$

2.2. Optimal discriminator dynamics

A common approach to analysing the training of GANs are the so-called *optimal discriminator dynamics*. In the optimal discriminator dynamics approach, we define $F(G_\theta) := \max_{\alpha} V(G_\theta, D_\alpha)$ and analyse GANs as a minimisation problem (rather than a mini-max problem):

$$\min_{\theta} \max_{\alpha} V(G_\theta, D_\alpha) = \min_{\theta} F(G_\theta) \quad (2.2)$$

This approach to modelling GAN dynamics relies on what we call the *optimal discriminator assumption* (ODA), i.e.

that after each update of the generator, we assume that the best possible discriminator was picked. This is not the case in practice, as we will discuss in further sections.

If we choose the right value function, then under the ODA we can interpret GAN training as a minimisation of a statistical divergence between a target and a generated distribution. For example in (Goodfellow et al., 2014), it has been shown that using the vanilla GAN's value function

$$\begin{aligned} V(G_\theta, D_\alpha) \\ = \mathbb{E}_{x \sim p^*} [\log D_\alpha(x)] + \mathbb{E}_{z \sim p_z} [\log(1 - D_\alpha(G_\theta(z)))] \end{aligned}$$

induces the minimisation of the Jensen-Shannon divergence

$$JS(p^*, p_\theta) = \frac{1}{2} \left(KL(p^* || \frac{p^* + p_\theta}{2}) + KL(p_\theta || \frac{p^* + p_\theta}{2}) \right)$$

between the real distribution p^* and the generator distribution p_θ where KL denotes the Kullback-Leibler divergence.

2.3. Choosing the right divergence

In (Arjovsky & Bottou, 2017), the authors have performed a rigorous mathematical analysis of the vanilla GAN's optimal discriminator dynamics. They proved that for the vanilla GAN's value function, an accurate approximation of optimal discriminator will result in vanishing gradients passed to the generator (i.e. $\nabla_{\theta} V(G_\theta, D_\alpha) \rightarrow 0$ as D_α approaches the optimal discriminator D^*). This problem can be traced back to the fact that the JS divergence is maximised whenever the two distributions have disjoint supports. To address this issue, the authors suggest to replace the JS divergence with the Wasserstein distance W_1 which decreases smoothly as the supports of the distributions converge to each other. In order to do this, the Kantorovich-Rubinstein duality, given by

$$W_1(p, q) = \max_{\|f\|_L \leq 1} \mathbb{E}_{x \sim p} [f(x)] - \mathbb{E}_{x \sim q} [f(x)],$$

for some general distributions p and q is employed, where $\|f\|_L$ denotes the Lipschitz constant of f with respect to the 2-norm. Then, the authors redefine the GAN objective function as

$$V(G_\theta, D_\alpha) = \mathbb{E}_{x \sim p^*} [D_\alpha(x)] - \mathbb{E}_{z \sim p_z} [D_\alpha(G_\theta(z))],$$

which shows that the 1-Lipschitz functions act as the class of possible discriminators. Now the mini-max objective can be rewritten as

$$\min_{\theta} \max_{\|D_\alpha\|_L \leq 1} V(G_\theta, D_\alpha) = \min_{\theta} W_1(p^*, p_\theta).$$

3. Estimation of W_1 in WGANs

The exact computation of

$$W_1(p, q) = \sup_{\|f\|_L \leq 1} \mathbb{E}_{x \sim p^*} [f(x)] - \mathbb{E}_{x \sim p_\theta} [f(x)] \quad (3.1)$$

is in practice impossible for two reasons. Firstly, it is computationally impossible to optimise over the set of all 1-Lipschitz functions accurately. Secondly, we do not have access to the full measures p^* and p_θ , but rather only to (small) finite samples from each. Therefore, the Wasserstein distance has to be approximated via some tractable loss function in WGANs. Although there are many suggested losses in the literature (e.g. (Arjovsky et al., 2017; Gulrajani et al., 2017; Miyato et al., 2018)), most of them follow the same scheme. The function f in the duality formula (3.1) is replaced by a neural network D_α , which is then trained to maximise (3.1). Moreover the network has to be (at least approximately) constrained to be a 1-Lipschitz function. All these approaches aim for the generator loss function to approximate the Wasserstein distance, i.e. $\mathcal{L}_G(\theta) \approx W_1(p_n^\theta, p_n^*)$ where p_n^* and p_n^θ are minibatches of size n from the target measure and the generator measure, respectively. This approximation becomes an equality if the optimal discriminator is learned exactly.

From the above discussion, we can conclude that there are two sources of error in the approximation of the Wasserstein distance:

1. Not learning the optimal discriminator exactly.
2. Estimation of the expectations based on finite samples (minibatches).

We will discuss the impact of each source in the following sections. Moreover, we notice that even if we approximate the Wasserstein distance perfectly we still need to perform a non-convex optimisation via a gradient descent based learning algorithm in order to successfully train a GAN. In this work we focus on two approaches for the approximation of W_1 in WGANs. The *gradient penalty* method (Gulrajani et al., 2017), which is the most commonly used, and the *c-transform* method (Mallasto et al., 2019), which achieves a much better approximation of W_1 .

4. Approximation of the optimal discriminator

In the following, we discuss how accurately the optimal discriminator is approximated in different methods for the estimation of the Wasserstein distance. This question has been explored in two recent works by Mallasto et al. (2019) and Pinetz et al. (2019). First, we look at the problem of approximating W_1 between two fixed measures and then at the more challenging problem of approximating W_1 when the parameter-dependent measure p_θ is changing during GAN training.

4.1. Approximation with static distributions

In (Pinetz et al., 2019) two random samples ($n = 500$) of images from CIFAR-10 were drawn, after which the Wasserstein distance between them was estimated using the gradient penalty method. Around 100k optimisation steps were required for the discriminator in order to obtain a satisfying approximation of the Wasserstein distance.

The quality of the gradient penalty approximation is also addressed in (Mallasto et al., 2019). The authors evaluated the approximation quality of the gradient penalty and introduced their own methods of approximating the Wasserstein distance called *c-transform*.

We conduct an experiment along the lines of (Pinetz et al., 2019) and compare the quality of approximation of the Wasserstein distance achieved by gradient penalty and *c-transform*. The results are shown on Figure 1. The experiment shows that the *c-transform* achieves a much better estimation of W_1 and converges in a fraction of iterations required by the gradient penalty method.

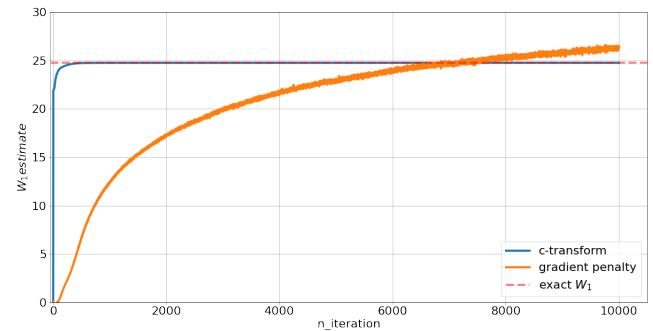


Figure 1. Wasserstein distance estimation between two random samples ($n = 500$) of images from CIFAR-10, adapted from (Pinetz et al., 2019)

4.2. Approximation during WGAN training

The previous experiments show that an accurate approximation of W_1 using neural networks is in principle possible, but the gradient penalty method takes a long time to converge. Therefore, it is important to examine how good the approximation is during the WGAN training when p_θ changes and only a couple of iterations of discriminator updates are performed for each update of the generator parameters. This question has also been addressed in (Mallasto et al., 2019). The results are summarised in the Figure 2. One can see that the gradient penalty approximation is many orders of magnitude away from the actual W_1 (notice the log scale). On the other hand, the *c-transform* method approximates W_1 very accurately. Surprisingly, a good approximation of the Wasserstein distance does not correspond to a good gen-

erative performance. Figure 3 shows samples resulting from training with the c -transform and gradient penalty as the approximation method. The faces generated by a WGAN using the c -transform approximation look very blurry, and do not capture the complexity of the dataset nearly as well as WGAN-GP – despite achieving a better approximation of the Wasserstein distance.

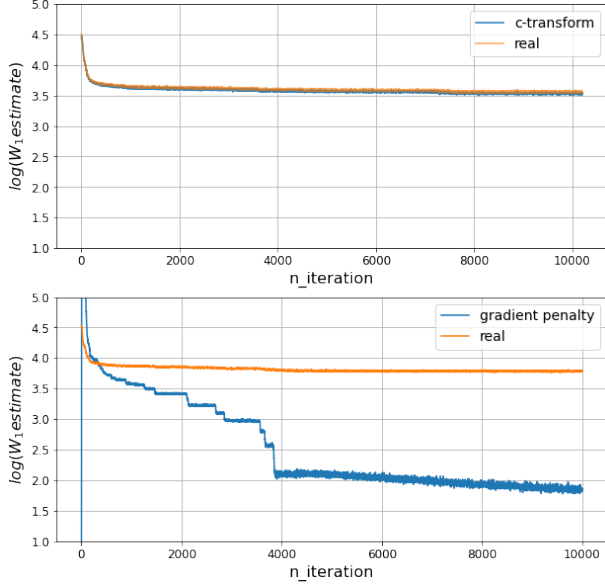


Figure 2. Plots on the right show how accurately W_1 was approximated by a given method during WGAN training on CelebA dataset. Adapted from (Mallasto et al., 2019)




Figure 3. Samples resulting from the training with a given approximation method. c -transform on the left and gradient penalty on the right. Adapted from (Mallasto et al., 2019).

So we are left with a puzzling question: *Why does a better approximation of the Wasserstein distance result in a worse generative performance?* One possible explanation is the sample complexity, i.e. the number of samples needed to accurately approximate W_1 between the distributions producing the samples. This gives rise to false minima and biased gradients. We will discuss this in detail in the next sections.

5. Finite sample approximation of W_1

In the following, we will lay out an argument that even if one were able to approximate the optimal 1-Lipschitz discriminator via a neural network well, one would still be facing a deeper problem: The Wasserstein distance approximation in the loss function of WGAN is an estimate based on finite samples from each measure (minibatches). As we discuss in this section, this can cause significant difficulties in training a generative model.

5.1. False minima of the sample Wasserstein distance

Let p be a probability distribution and let $p_n := \frac{1}{n} \sum_{i=1}^n \delta_{x_i}$, where x_i are i.i.d samples from p . Thus, p_n represents a minibatch of n samples from p . The loss of WGAN is the Wasserstein distance estimate between a *sample* from the generator measure and a *sample* from a target measure, i.e. $\mathcal{L}_G(\theta) \approx W_1(p_n^\theta, p_n^*)$. The *sample Wasserstein distance* $W_1(p_n^\theta, p_n^*)$ may be very different from the *Wasserstein distance* between the actual distributions p_θ and p^* producing the samples.

As shown in (Weed & Bach, 2017), the sample Wasserstein distance $W_1(p_n^\theta, p_n^*)$ is an unbiased estimator of $W_1(p^\theta, p^*)$. Moreover, for data dimensionality d , the expected error of the estimation of the Wasserstein distance decreases as $O(n^{-1/d})$, i.e.

$$\mathbb{E}[|W_1(p_n, q_n) - W_1(p, q)|] = O(n^{-1/d}).$$

This decay rate is therefore very slow in high dimensions, and hence (even if the optimal discriminator is learned perfectly), the loss function of WGAN may be very far from the actual Wasserstein distance.

In Figure 4, we calculate W_1 between two random samples p_n, \tilde{p}_n from the uniform distribution p on the hypercube in the Euclidean space of dimension 50. Clearly $W_1(p, p) = 0$, but we can see that the sample Wasserstein distance $W_1(p_n, \tilde{p}_n)$ decays very slowly and even for a sample size of 1000, it is still far from 0.

The difference between the true Wasserstein distance $W_1(p^\theta, p^*)$ and its sample estimate $W_1(p_n^\theta, p_n^*)$ may cause the existence of ‘false’ global optima, i.e. $\min_\theta \mathbb{E}[W_1(p_n^\theta, p_n^*)]$ may be different from $\min_\theta W_1(p^\theta, p^*)$. An example of this phenomenon has already been pointed out in (Bellemare et al., 2017). The authors demonstrate that false global minima may appear when one is trying to learn a Bernoulli measure by minimising the sample Wasserstein distance. Furthermore, they show that the sample estimate of the Wasserstein gradient $\nabla_\theta W_1(p_n^\theta, p_n^*)$ is a biased estimator of $\nabla_\theta W_1(p^\theta, p^*)$. These estimation errors can strongly affect the training via SGD (or SGD-based algorithms like Adam). Their results are summarised in the following theorem.

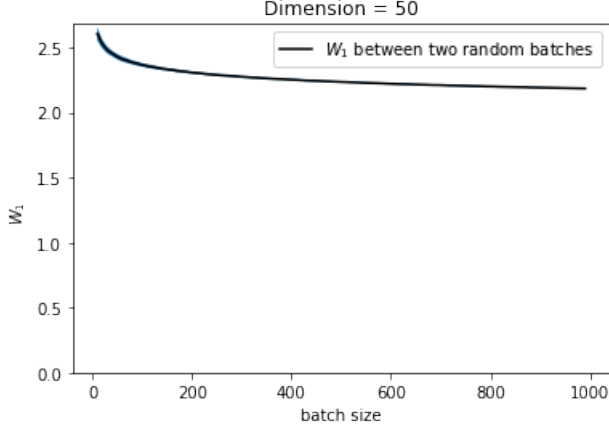


Figure 4. The figure shows the averaged (estimated using 100 repetitions of the experiment) W_1 between two samples from uniform measure on a hyper-cube in dimension 50 as a function of the sample size. The distance converges to zero extremely slowly and therefore memory efficient batch sizes do not permit for an accurate Wasserstein distance estimation.

Theorem 5.1.1. (Bellemare et al., 2017) Let p_n be the empirical distribution derived from n i.i.d. samples from a Bernoulli distribution p . Then

1. *Non-vanishing minimax bias of the sample gradient.* For any $n \geq 1$ there exists a pair of Bernoulli distributions p, q_θ for which:

$$|\mathbb{E}[\nabla_\theta W_1(p_n, q_\theta)] - \nabla_\theta W_1(p, q_\theta)| \geq 2e^{-2}$$

2. *Wrong minimum of the sample Wasserstein loss.* The minimum of the expected sample loss


$$\bar{\theta} = \arg \min_{\theta} \mathbb{E}[\nabla_\theta W_1(p_n, q_\theta)]$$

is in general different from the minimum of the true Wasserstein loss $\theta^* = \arg \min_{\theta} W_1(p, q_\theta)$.

In the following, we analyse this phenomenon further in the context of WGAN training and show empirically that false minima can easily appear while learning synthetic (uniform, Gaussian) and benchmark distributions (CelebA (Liu et al., 2015)). We demonstrate that in sufficiently high dimension, a ‘mean batch’ or a ‘ k -means batch’ provide false minima in the case of uniform, Gaussian distributions and the CelebA dataset. The results are summarised in Figures 5 and 6. To be more precise, let $\mu \in \mathcal{X}$ denote the mean of the target distribution p^* . Define $p^\mu := \delta_\mu$ for $\mu \in \mathcal{X}$ and $p^k := \sum_{i=1}^k \delta_{x_i}$ for $k \in \mathbb{N}$ where x_i are the k -means centroids of p . We show empirically (cf. Figure 5) that in



$$\mathbb{E}[W_1(\tilde{p}_n^*, p_n^*)] = 51.40$$



$$\mathbb{E}[W_1(p_n^\mu, p_n^*)] = 48.73$$



$$\mathbb{E}[W_1(p_n^k, p_n^*)] = 40.15$$

Figure 5. Three batches and their respective expected Wasserstein distance from a random batch of CelebA. One can see that a batch of real faces has higher W_1 than batch consisting of repeated mean face or k -means centroids. Therefore a perfect generator producing real faces would have higher Wasserstein loss, than a generator which always outputs the mean of the dataset (or k -means).

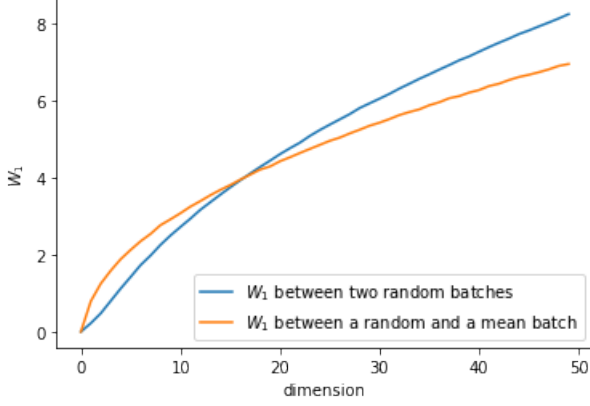


Figure 6. In sufficiently high dimension, a distribution concentrated on the mean has (on average) a smaller sample Wasserstein distance from a random sample of p^* than another random sample of p^* . Here, we can see this in the case of the Gaussian measure.

many cases of interest in high dimensions we have

$$\begin{aligned} \mathbb{E}[W_1(\tilde{p}_n^*, p_n^*)] &> \mathbb{E}[W_1(p_n^\mu, p_n^*)], \text{ or} \\ \mathbb{E}[W_1(\tilde{p}_n^*, p_n^*)] &> \mathbb{E}[W_1(p_n^k, p_n^*)], \end{aligned}$$

where p_n^*, \tilde{p}_n^* are two empirical measures, each one formed by n i.i.d. samples from p^* . Therefore

$$\min_{\theta} \mathbb{E}[W_1(p_n^\theta, p_n^*)] \neq \min_{\theta} W_1(p^\theta, p^*).$$

This follows from the fact that the minimum on the right-hand-side is attained by θ satisfying $p^\theta = p^*$ (or $p^\theta \approx p^*$) since $W_1(p^*, p^*) = 0$. On the left-hand-side, θ s.t. $p^\theta \approx p^k$ already has a lower value. In other words, the expected sample Wasserstein distance between two samples from the target distribution is greater than the expected sample Wasserstein distance between a sample from the target distribution and a sample consisting of repeated means (or k -means). Therefore, a *perfect* generator producing samples from the target distribution p^* would have (on average) a greater loss than a generator which learned a Dirac distribution concentrated at the mean (or k -means centroids) of p^* . This can be seen on Figure 5 for the case of CelebA.

5.2. Possible connection to k -means

As we pointed out earlier, WGAN using the c -transform obtains a better approximation of the sample Wasserstein distance, but achieves much worse generative performance than WGAN-GP. Moreover, as one can observe in Figure 7, the output of the c -transform WGAN looks very similar to k -means.

As discussed in Section 5.1, k -means clustering may provide false minima of the sample Wasserstein distance. It is worth noticing that there exists a theoretical connection between




Figure 7. On the left: Output of WGAN trained with c -transform (Mallasto et al., 2019). On the right: k -means centroids.

k -means and the Wasserstein distance, which may provide a possible avenue for an explanation of this phenomenon.

Let p_k be an empirical measure formed by k -means centroids. As shown in (Canas & Rosasco, 2012), it holds that

$$p^k = \arg \min_{|\text{supp}(p)|=k} W_2(p, p^*).$$

This means that the distribution concentrated at the centroids of k -means has the smallest W_2 distance from the target distribution among all distributions supported on k points. This could provide some explanation as to why k -means clustering creates a false minimum for the sample-estimated Wasserstein distance. Since training data comes in mini-batches if we set k equal to the minibatch size, then the batch consisting of k -means centroids would be the mini-batch with the smallest possible loss. However, there are still some differences between this analysis and the actual WGAN training. Firstly, in WGANs we commonly use W_1 instead of W_2 . Secondly, we use a *sample* from the target measure, rather than the full target measure. We leave the problem of formally extending the theorem as a possible objective for further study. Notice that in the previous sections we have already seen empirically (in case of CelebA) that $\mathbb{E}[W_1(p^k, p_k^*)] < \mathbb{E}[W_1(p_k^*, \tilde{p}_k^*)]$, where p_k^*, \tilde{p}_k^* are two empirical measures, each one formed by k i.i.d. samples from p^* .

6. Fundamental issues of the Wasserstein distance

In the following, let $W_{1,\varepsilon}$ denote the Sinkhorn divergence (Cuturi, 2013), which can be viewed as a regularised version of the W_1 -metric. For $\varepsilon \rightarrow 0$, it converges to the Wasserstein distance, whereas for $\varepsilon \rightarrow \infty$, it converges to the maximum mean discrepancy (MMD) (Feydy et al., 2018). Since the MMD is insensitive to the curse of dimensionality (Genevay et al., 2019), the Sinkhorn divergence can be viewed as an approximation of the Wasserstein distance, which does not suffer from sample complexity issues. In particular,

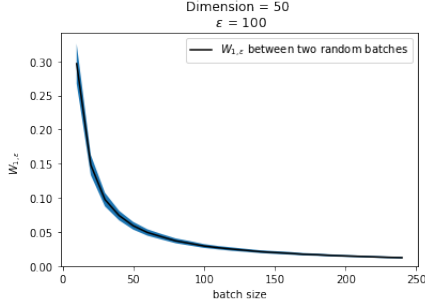


Figure 8. For high values of ϵ , the Sinkhorn divergence has a much better sample complexity than Wasserstein distance. Here the same experiment as on Figure 4 was conducted. We can see that for sample size 250 the value of sample Sinkhorn divergence is already close to 0 (contrary to sample Wasserstein distance).

asymptotically as $\epsilon \rightarrow \infty$, we have

$$\mathbb{E}[|W_{1,\epsilon}(p_n, q_n) - W_{1,\epsilon}(p, q)|] = O\left(\frac{1}{\sqrt{n}}\right).$$

In (Mallasto et al., 2019), a method for the estimation of Sinkhorn distances during GAN training was introduced, which is called (c, ϵ) -transform. Surprisingly, even for high values of ϵ and thus despite a better sample complexity, the generative performance remains poor (as already noticed by (Mallasto et al., 2019)). Still, the generator keeps converging into a k -means-like distribution. The outputs are visualised in Figure 9.

So why does a Wasserstein-like distance not produce satisfactory images, even if it does not have the problem of sample complexity? Our hypothesis is that this is the case because the Wasserstein distance (and the Sinkhorn divergence) between batches of images is based on the L_2 pixelwise distance between images. This can be seen from the primal formulation of W_1 (in contrast to the dual, Kantorovich-Rubenstein formulation), which for the special case of finite point clouds (Peyré & Cuturi, 2020) assumes the form

$$W_1(p, q) = \min_{\gamma \in \mathbb{R}^{m \times n}} \sum_{i,j} \gamma_{i,j} \|x_i - y_j\|_2$$

$$\text{s.t. } \gamma \mathbf{1} = P, \quad \gamma^T \mathbf{1} = Q,$$

where x_i is the i -th image in p and y_j is j -th image in q . $P \in \mathbb{R}^n$ is such that P_i is the probability mass at x_i and $Q \in \mathbb{R}^m$ is such that Q_j is the probability mass at y_j . Note that a finitely supported measure can be represented as a list of points and a list of probabilities for each point.

In terms of L_2 -distance, two images tend to be similar to one another, when the brightness values of their colour channels are similar – which does not necessarily meet our human perception of when two images are similar. For example,




Figure 9. The output of WGAN trained using (c, ϵ) -transform with $\epsilon = 1000$.

while the same person photographed under different lighting conditions would be assigned a low distance by a ‘human metric’, pixelwise metrics would consider them dissimilar (which is also a reason for the specific centroids found in k -means clustering, cf. Figure 5). Wasserstein metrics (on a space of distributions) which are based on pixelwise metrics (on the respective sample space) will thus always exhibit this phenomenon.

A possible explanation why WGAN-GP (and in fact other GANs) produce high-fidelity samples is precisely because they do not approximate any statistical divergence which is based on pixelwise metrics. Contrary to those, the training dynamics lead to a discriminator which captures the similarity and dissimilarity between samples better, since they are more flexible than the simple model of pixelwise distances.

7. WGAN-GP in the space of GANs

7.1. Lipschitz regularisation

In the previous sections we established that the loss function of WGAN-GP does not approximate Wasserstein distance (in any meaningful sense). Moreover, accurate approximations of the Wasserstein distance would not even be desirable in minibatch-based training in the typical high-dimensional setup. This leads to a natural question: *Why does WGAN-GP achieve such a good performance?* There are two possible answers in the literature. Firstly it was suggested in (Kodali et al., 2017) and (Fedus et al., 2017) that controlling the Lipschitz constant of the discriminator may improve GAN training regardless of the statistical distance used, and that the improved performance observed in WGAN-GP was simply due to the gradient penalty term – not the connection to the Wasserstein distance. We trained a WGAN and a vanilla

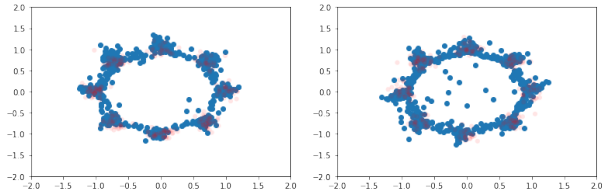


Figure 10. Two WGANs trying to learn an 8 mode Gaussian mixture. Red dots are sampled from the target distribution and blue dots are sampled from the trained generator. Left is WGAN with gradient penalty. Right the WGAN with Lipschitz discriminator.

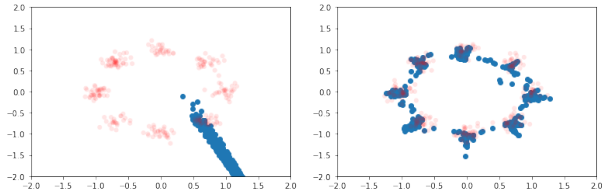


Figure 11. Left - Non saturating GAN with MLP discriminator. Right - Non saturating GAN with Lipschitz discriminator. Both trained using the same hyperparameters and compute time.

GAN with a discriminator which is provably a 1-Lipschitz function (using architectures described in (Anil et al., 2018)). In both cases, we observe an improved performance – despite 1-Lipschitzness having no theoretical connection to estimating the JS-divergence (which is implicitly used in the vanilla GAN). The results on a low-dimensional learning task are visualized in Figures 10 and 11.

7.2. Does the loss function even matter?

Secondly, a large-scale study (Lucic et al., 2017) in which different GAN loss functions were compared showed that GANs are very sensitive to their hyperparameter setup, and that no single loss function consistently outperforms the others. In particular it was shown that given the right hyperparameter configuration, vanilla GAN (referred to as NS GAN in this study) can achieve a comparable or better performance than WGAN-GP. The study examined many different flavors of GANs (MM GAN (Goodfellow et al., 2014), NS GAN (Goodfellow et al., 2014), DRAGAN (Kodali et al., 2017), WGAN (Arjovsky et al., 2017), WGAN GP (Gulrajani et al., 2017), LS GAN (Mao et al., 2017), BEGAN (Berthelot et al., 2017)) on 4 benchmark datasets (MNIST, Fashion-MNIST, CIFAR10, CelebA). Each type of GAN had a different loss function and was trained with 100 different hyperparameter configurations. The hyperparameter configurations were randomly selected from a wide range of possible values. The results of the study show that given the right hyperparameter configuration, Vanilla GAN can achieve a performance very close to WGAN-GP. Therefore, the initially reported success of WGAN may be a result of a

lucky hyperparameter configuration.

8. Conclusions

In this article, we have examined several ways in which the theoretical foundation and the practical implementation of Wasserstein GANs fundamentally diverge. We argue that for good WGANs, the loss function typically does not approximate the Wasserstein distance well. Additionally, we gather evidence that good generators do not produce high-quality images *despite* a poor approximation by the critic, but precisely *because* it does not approximate the Wasserstein distance well.

In Section 4, we show that the WGAN-GP loss function (which yields good generators) is not a meaningful approximation of W_1 due to a poor approximation of the optimal discriminator. We point out that even if the optimal discriminator is approximated accurately via the (c, ε) -transform, the resulting loss function does not improve the performance of the model, as it exhibits problems such as ‘false’ global minima. We show that these problems are significant in practice and point towards a possible reason, why this is the case (Section 5). Moreover, as we argue in Section 6, even if we got rid of all the *practical* problems listed above, the Wasserstein distance would still not be a suitable loss function, as the pixelwise distance, it is based on (in sample space), does not pose a perceptual distance metric.

On the contrary, we assume that the flexibility of not having to approximate a statistical metric based on such a pixelwise metric gives rise to better discriminator (critic) networks. We partially attribute the claimed improvement in performance of WGAN over vanilla GAN to a control over the Lipschitz constant of the discriminator (Section 7.1). Moreover, some evidence suggests, that the particular choice of loss function does not even impose a significant impact on the model performance at all (Section 7.2). Due to the above reasons, we conclude that the (true) Wasserstein distance is not a desirable loss function for GANs, and that WGANs should not be thought of as Wasserstein distance minimisers.

In future work, we would like to understand the role of the optimisation dynamics better. This concerns both the two-player game between the generator and critic, as well as the role of stochastic gradient descent in training GANs.

9. Acknowledgements

JS, LMK and CBS acknowledge support from the Cantab Capital Institute for the Mathematics of Information. CE and CBS acknowledge support from the Wellcome Innovator Award RG98755. LMK and CBS acknowledge support from the European Union Horizon 2020 research and innovation programmes under the Marie Skłodowska-Curie

grant agreement No. 777826 (NoMADS). JS additionally acknowledges the support from Aviva. LMK additionally acknowledges support from the Magdalene College, Cambridge (Neville Research Fellowship). CBS additionally acknowledges support from the Philip Leverhulme Prize, the Royal Society Wolfson Fellowship, the EPSRC grants EP/S026045/1 and EP/T003553/1, EP/N014588/1, EP/T017961/1 and the Alan Turing Institute.

References

- Anil, C., Lucas, J., and Grosse, R. Sorting out lipschitz function approximation, 2018. URL <https://arxiv.org/abs/1811.05381>.
- Arjovsky, M. and Bottou, L. Towards principled methods for training generative adversarial networks, 2017. URL <https://arxiv.org/abs/1701.04862>.
- Arjovsky, M., Chintala, S., and Bottou, L. Wasserstein gan, 2017. URL <https://arxiv.org/abs/1701.07875>.
- Bellemare, M. G., Danihelka, I., Dabney, W., Mohamed, S., Lakshminarayanan, B., Hoyer, S., and Munos, R. The cramer distance as a solution to biased wasserstein gradients, 2017.
- Berthelot, D., Schumm, T., and Metz, L. Began: Boundary equilibrium generative adversarial networks, 2017.
- Canas, G. D. and Rosasco, L. Learning probability measures with respect to optimal transport metrics, 2012.
- Cuturi, M. Sinkhorn distances: Lightspeed computation of optimal transportation distances, 2013.
- Fedus, W., Rosca, M., Lakshminarayanan, B., Dai, A. M., Mohamed, S., and Goodfellow, I. Many paths to equilibrium: Gans do not need to decrease a divergence at every step, 2017. URL <https://arxiv.org/abs/1710.08446>.
- Feydy, J., S  journ  , T., Vialard, F.-X., ichi Amari, S., Trouv  , A., and Peyr  , G. Interpolating between optimal transport and mmd using sinkhorn divergences, 2018.
- Genevay, A., Chizat, L., Bach, F., Cuturi, M., and Peyr  , G. Sample complexity of sinkhorn divergences, 2019.
- Goodfellow, I. J., Pouget-Abadie, J., Mirza, M., Xu, B., Warde-Farley, D., Ozair, S., Courville, A., and Bengio, Y. Generative adversarial networks, 2014. URL <https://arxiv.org/abs/1406.2661>.
- Gulrajani, I., Ahmed, F., Arjovsky, M., Dumoulin, V., and Courville, A. Improved training of wasserstein gans, 2017. URL <https://arxiv.org/abs/1704.00028>.
- Kodali, N., Abernethy, J., Hays, J., and Kira, Z. On convergence and stability of gans, 2017. URL <https://arxiv.org/abs/1705.07215>.
- Liu, Z., Luo, P., Wang, X., and Tang, X. Deep learning face attributes in the wild. In *Proceedings of International Conference on Computer Vision (ICCV)*, December 2015.
- Lucic, M., Kurach, K., Michalski, M., Gelly, S., and Bousquet, O. Are gans created equal? a large-scale study, 2017. URL <https://arxiv.org/abs/1711.10337>.
- Mallasto, A., Mont  far, G., and Gerolin, A. How well do wgans estimate the wasserstein metric?, 2019.
- Mao, X., Li, Q., Xie, H., Lau, R. Y. K., Wang, Z., and Smolley, S. P. Least squares generative adversarial networks, 2017.
- Miyato, T., Kataoka, T., Koyama, M., and Yoshida, Y. Spectral normalization for generative adversarial networks, 2018. URL <https://arxiv.org/abs/1802.05957>.
- Peyr  , G. and Cuturi, M. Computational optimal transport, 2020.
- Pinetz, T., Soukup, D., and Pock, T. On the estimation of the wasserstein distance in generative models, 2019.
- Weed, J. and Bach, F. Sharp asymptotic and finite-sample rates of convergence of empirical measures in wasserstein distance, 2017.