

# Social Profit Optimization with Demand Response Management in Electricity Market: A Multi-timescale Leader-following Approach

Jianzheng Wang, Yipeng Pang, Guoqiang Hu <sup>\*</sup>

March 1, 2025

## Abstract

In the electricity market, it is quite common that the market participants make “selfish” strategies to harvest the maximum profits for themselves, which may cause the social benefit loss and impair the sustainability of the society in the long term. Regarding this issue, in this work, we will discuss how the social profit can be improved through strategic demand response (DR) management. Specifically, we explore two interaction mechanisms in the market: Nash equilibrium (NE) and Stackelberg equilibrium (SE) among utility companies (UCs) and user-UC interactions, respectively. At the user side, each user determines the optimal energy-purchasing strategy to maximize its own profit. At the UC side, a governmental UC (g-UC) is considered, who aims to optimize the social profit of the market. Meanwhile, normal UCs play games to maximize their own profits. As a result, a basic leader-following problem among the UCs is formulated under the coordination of the independent system operator (ISO). Moreover, by using our proposed demand function amelioration (DFA) strategy, a multi-timescale leader-following problem is formulated. In this case, the maximal market efficiency can be achieved without changing the “selfish instinct” of normal UCs. In addition, by considering the local constraints for the UCs, two projection-based pricing algorithms are proposed for UCs, which can provide approximate optimal solutions for the resulting non-convex social profit optimization problems. The feasibility of the proposed algorithms is verified by using the concept of price of anarchy (PoA) in a multi-UC multi-user market model in the simulation.

---

<sup>\*</sup>This research was supported in part by Singapore Ministry of Education Academic Research Fund Tier 1 RG180/17(2017-T1-002-158), and in part by the Republic of Singapore’s National Research Foundation through a grant to the Berkeley Education Alliance for Research in Singapore (BEARS) for the Singapore-Berkeley Building Efficiency and Sustainability in the Tropics (SinBerBEST) Program.

<sup>†</sup>Jianzheng Wang, Yipeng Pang and Guoqiang Hu are with the School of Electrical and Electronic Engineering, Nanyang Technological University, Singapore, 639798 (e-mail: wang1151@e.ntu.edu.sg, ypang005@e.ntu.edu.sg, gqhu@ntu.edu.sg).

# 1 Introduction

## 1.1 Background and Motivation

The report of “Grid 2030” reveals that there are around 119-188 billion dollars annual costs on other industrial areas due to power disturbances and power quality issues [1]. To maintain the reliability of the power system, DR management has been proved to be a successful solution and is widely implemented around the world [2]. As a descriptive definition, DR is referred to as the changes in electricity usage by end-use customers from their normal consumption patterns in response to changes in the price of electricity over time, or to incentive payments designed to induce lower electricity use at times of high wholesale market prices or when system reliability is jeopardized [3]. Some widely practiced DR programs include Time-Of-Use (TOU), Critical Peak Pricing (CPP) and Real-Time Pricing (RTP), etc [4].

Among the various DR research works, social-centric and self-centric profit optimization problems have drawn much attention in the recent few decades. Social profit can be impaired in case that each agent optimizes its own profit without considering the benefit of others. To model such a “selfish” manner, NE problems are usually discussed, which can characterize the non-cooperative manners of the agents. In those problems, the agents are assumed to be rational and pursue the maximum profits for themselves. Alternatively, if we regard the whole market as a “cooperative system”, then the agents will cooperatively make strategies to optimize the social profit of the system. This motivates us to investigate how to reduce the gap between the solutions of social-centric and self-centric problems such that the NE can be “driven” to the social optimal solution.

To this end, in this work, we study a multi-UC multi-user electricity market based on Nash and Stackelberg games. To improve the market efficiency with multilateral competitions among UCs and users, an ISO is established, who aims to improve the social profit of the market by making unbiased coordination policies. At the user side, each user can flexibly decide the quantity of energy purchased from different UCs by optimizing its own profit. At the UC side, we consider an imperfect competition scenario, where there are finite number of UCs with heterogenous optimization purposes. A social-centric g-UC is established and takes the pricing strategy assigned by the ISO to optimize the social profit of the market, which follows the concept of societal marketing in economics [5]. Normal UCs play games to optimize their own profits with the strategy of g-UC and the NE can be achieved. In this process, the updating strategies of normal UCs and g-UC can be described by a basic leader-following problem. In addition, to achieve the maximum social profit, we propose a DFA based coordination method for ISO to influence the price level of the market. In this scheme, the demand functions of users are ameliorated by ISO purposely

and sent to the UC side. After that, UCs make their pricing strategies independently with the revised functions. In this process, a multi-timescale leader-following equation (MLE) is formulated to characterize the dynamics of the NE of normal UCs. In both the basic and DFA based leader-following schemes, the concept leader-following sensitivity is introduced to measure the follow-up step-size of NE along the dynamics of the leader. Essentially, the multi-timescale leader-following framework allows the followers to continuously update their strategies during a given time slot. When the quasi steady states are achieved for all the followers, the leader performs the sub-sequential update.

## 1.2 Literature Review

Recent studies on DR can be categorized into two main areas: self-centric optimizations and social-centric optimizations, which can be further classified into unilateral, bilateral and multilateral optimizations depending on the roles of the participants involved [6]. The self-centric optimization problems cover a wide range of objectives, e.g., cost of UCs [7], payment of users [8], payoff of aggregators [9], peak load reduction [10], recovery of investments [11], etc. However, social-centric optimization problems consider the benefit of the whole market, where the objective functions are usually the combinations of those of all the participants or tradeoffs of them. For example, the authors of [12] considered the cost characteristics of a batch of loads and generators. The optimal power flow was settled by solving a constrained social cost minimization problem at different market-clearing instants. In [13], the social cost function was designed as the total cost of load reduction scheduling, load shifting scheduling, energy storage devices and on-set generators. A day-ahead power flow optimization problem was formulated for ISO by considering the power balance and the capacity limitation of power lines. A real-time pricing algorithm was designed for ISO to optimize the social profit in [14]. By formulating the dual optimization problem, the optimal pricing strategies of the energy provider are exactly the optimal dual variables, associated which are the optimal consumption strategies of users. In [15], DR was defined as the difference between the energy intended to buy and actually consumed, which can be traded in the market. The optimal clearing DR price is settled when the overall DR benefit of buyers and sellers is maximized.

Even though the existing works on social profit optimization problems are fruitful, most of them require that the participants are cooperative or centrally controlled by the coordinators, e.g., [12–16]. Discussions on social profit optimizations with multilateral competitions among heterogeneous market participants (e.g., a mixed combination of UCs and users) are still limited. Compared with cooperative and centralized optimization schemes, the multilateral competitions emphasize the selfish instinct of the

agents with possible heterogeneous objectives. To model the competitive behaviours of the agents, game theoretic methods have been widely studied in the recent few years [17–22]. In game problems, each agent makes the best strategy for itself by observing the strategy of its rivals. Therefore, it is of great significance to establish certain coordinator to influence competition result such that the social profit is optimized [23]. With this motivation, there are two questions that arise here: (i) what’s the equilibrium (if exists) of the multilateral competitions among the agents with possible heterogeneous objectives? (ii) how to make an effective coordination strategy to optimize the social profit? Therefore, in this work, we aim to explore a multilateral non-cooperative interaction mechanism among UCs and users and further develop an effective coordination strategy for the ISO to improve the social profit of the market.

To evaluate the performance of the optimization result, the concept of market efficiency is employed in this work, which can characterize the gap between the optimized social profit and the ideal maximum social profit. Existing studies on market (system) efficiency can be found in various fields. For instance, a Stackelberg routing problem was discussed in [24], where the efficiency of the whole system is decided by the routing strategy of the leader. The maximal efficiency can be achieved when the demand of the leader is higher than certain threshold. The author of [25] studied a job scheduling problem with a set of machines to minimize the total latency of the system. The result shows that, with a polynomial-time algorithm, the total latency is  $1/\epsilon$  times that of the centralized scheduling scenario, where  $\epsilon$  is the proportion of the leader machines. A decentralized electric vehicle scheduling problem was considered in [26]. The result shows that if the price of scheduling is proportional to the energy consumption of all users, the social benefit loss of the users is 25% at most at NE compared with the centralized optimization scenario.

### 1.3 Contributions

In this work, we propose a multi-UC multi-user electricity market model based on Nash and Stackelberg games. To improve the efficiency of the market, we establish a social-centric leader UC to optimize the social profit by making pricing strategies, which results in a tri-level optimization architecture, i.e., user level (self-centric optimization), normal UC level (self-centric optimization) and leader UC level (social-centric optimization). Based on the NE of normal UCs and the strategy of leader UC, a multi-timescale leader-following problem is formulated. With our proposed DFA strategy and the influence of the leader, the market efficiency can be maximized (PoA=1). Compared with the existing works on system efficiency, our strategy has the following 3 features: (i) different from the leader based approaches specified in [24, 25], only one leader is established in this work, i.e.,

we do not enforce the leader's influence by increasing the proportion/number of the leader; (ii) different from conventional incentive based strategies, e.g., in [26], we do not need to set budget for the coordination agency; (iii) the emendation of the real demand functions with DFA strategy can protect the privacy of users and thus overcomes the privacy releasing issue of conventional Stackelberg game approach.

Compared with the result in [27], the differences and new contributions of this work are summarized as follows. (i) We newly propose a DFA strategy for ISO to maximize the social profit of the market ( $\text{PoA} = 1$ ). To achieve this, we formulate a multi-timescale leader-following problem with time-varying leader-following sensitivities of normal UCs. This formulation requires the leader UC to update the prices more strategically, which is more complicated than the fixed sensitivity scenario studied in [27]. (ii) We show that the optimized social profit via Nash-Stackelberg game mechanism in [27] has a gap from the ideal maximum social profit ( $\text{PoA}=1$ ) through both theoretical analysis and simulation result. (iii) We will provide two projected first-order iterative algorithms to optimize the social profit by considering some local constraints of UCs. The proposed algorithms are technically easy to implement and can provide some approximate solutions for the resulting non-convex social profit optimization problems. (iv) We will discuss the negative electricity price and profit issues in the real electricity market and show that the proposed unconstrained optimization schemes can provide more cost effective algorithms, economical solutions and is promising to apply in the future electricity market.

The contributions of this work are summarized as follows:

1. We propose a multi-UC multi-user electricity market model based on NE and SE analysis. At the user side, each user makes its optimal energy-purchasing strategy from different UCs. At the UC side, multiple UCs play games to optimize their own profits. The optimal solutions of users and UCs are analytically derived.
2. To optimize the social profit, a social-centric g-UC is established, who takes the pricing strategy from the ISO and influences the price level of the market through competitions. Based on this, we firstly propose a basic multi-timescale leader-following optimization scheme for the g-UC. In this process, the follow-up step-size of the NE of followers along the dynamics of the leader is measured by the concept leader-following sensitivity. Secondly, to maximize the social profit of the market ( $\text{PoA}=1$ ), a DFA strategy is proposed for the ISO and a multi-timescale leader-following problem with time-varying leader-following sensitivities is formulated for the UCs.
3. We propose two projected updating algorithms for the leader UC by considering some local constraints on the pricing strategies of UCs.

The proposed algorithms are technically easy to implement and can provide approximate solutions for the resulting non-convex social profit optimization problem. The effectiveness of the proposed algorithms is verified with a 3-UC 5-user market model in the simulation.

The rest of this paper is organized as follows. In Section II, we introduce a Nash-Stackelberg game based electricity market model. The optimal strategies of users and UCs are analytically derived therein. Section III presents our proposed social profit optimization algorithms based on multi-timescale leader-following approach. In addition, two projected updating algorithms are provided by considering the local constraints of UCs. The effectiveness of the proposed algorithms is verified by using a 3-UC 5-user market model in Section IV. Section V concludes this paper.

## 2 Problem Formulation

### 2.1 Preliminaries

We consider an electricity market model composed of the user set  $\mathcal{M}$  and the UC set  $\mathcal{N}$ ,  $|\mathcal{M}| = M$ ,  $|\mathcal{N}| = N$ ,  $M \geq 2$ ,  $N \geq 2$ . Let  $d_{i,k}$  be the energy-purchasing strategy of user  $i$  from UC  $k$ , and  $p_k$  be the pricing strategy determined by UC  $k$ ,  $i \in \mathcal{M}$ ,  $k \in \mathcal{N}$ .  $\mathcal{P} := \prod_{k=1}^N \mathcal{P}_k$  is the pricing strategy space of UCs,  $p_k \in \mathcal{P}_k$ . In this market, users send their demands to the ISO. Then, the ISO clears the market with UCs by certain coordination strategies. Finally, the delivery of energy to the users will be completed with the settled prices and delivery plans.

**Lemma 1.** [28] *A strictly diagonally dominant matrix is nonsingular. A symmetric diagonally dominant real matrix with non-positive diagonal entries is negative semi-definite.*

**Lemma 2.** [29] *A multi-variable function with continuous partial derivatives and cross derivatives is concave if and only if its Hessian matrix is negative semi-definite.*

### 2.2 User Side Modeling and Analysis

The profit function of user  $i$  is defined by the total benefit by consuming energy  $d_{i,k}$ ,  $i \in \mathcal{M}$ ,  $k \in \mathcal{N}$ , which is

$$U_i(\mathbf{d}_i) := \begin{cases} \sum_{k \in \mathcal{N}} (\alpha d_{i,k} - \frac{\beta}{2} d_{i,k}^2 - p_k d_{i,k}), & 0 \leq d_{i,k} \leq \alpha/\beta, \\ \sum_{k \in \mathcal{N}} (\frac{\alpha^2}{2\beta} - \frac{\alpha p_k}{\beta}), & d_{i,k} > \alpha/\beta, \end{cases} \quad (1)$$

where  $\mathbf{d}_i = (d_{i,1}, \dots, d_{i,N})^T$ , and parameters  $\alpha > 0$  and  $\beta > 0$  are assumed to be the same for all users. In the brackets of the upper formula in (1), the first two terms characterize the benefit by consuming energy  $d_{i,k}$  [14], and the third term is the payment to UC  $k$ ,  $i \in \mathcal{M}$ ,  $k \in \mathcal{N}$ . The lower formula implies that the benefit of users will be constant when the consumed energy is over certain threshold. Let  $y_i$  be the total energy demand of user  $i$ , which is known in advance,  $i \in \mathcal{M}$ . Assume that  $y_i \leq \alpha/\beta$ , then we only need to consider the upper formula in (1). In this case, the marginal profit of user  $i$  decreases with certain  $d_{i,k}$  increases, which is consistent with the characteristics of many benefit functions of consumers [30]. Then, the profit optimization problem of user  $i$  can be formulated as

$$\text{(P1)} \quad \max \quad U_i(\mathbf{d}_i) \quad (2)$$

$$s.t. \quad \sum_{k \in \mathcal{N}} d_{i,k} = y_i. \quad (3)$$

**Theorem 1.** *The optimal energy-purchasing strategy of **Problem (P1)** is  $\mathbf{d}_i^* = (d_{i,1}^*, \dots, d_{i,N}^*)^T$ , where*

$$d_{i,k}^* = \frac{1}{\beta} \left( \frac{1}{N} \sum_{j \in \mathcal{N}} p_j - p_k \right) + \frac{y_i}{N}, i \in \mathcal{M}, k \in \mathcal{N}. \quad (4)$$

*Proof.* See **Appendix A**. □

**Corollary 1.** *With the optimal strategy  $\mathbf{d}_{i,k}^*$ , the profit of user  $i$  can be calculated by*

$$U_i^* = \sum_{k \in \mathcal{N}} \left( (\alpha - p_k) \left( \frac{1}{N\beta} \sum_{j \in \mathcal{N}} p_j - \frac{p_k}{\beta} + \frac{y_i}{N} \right) - \frac{\beta}{2} \left( \frac{1}{N\beta} \sum_{j \in \mathcal{N}} p_j - \frac{p_k}{\beta} + \frac{y_i}{N} \right)^2 \right). \quad (5)$$

*The sales quantity of UC  $k$  is*

$$d_k = \frac{M}{\beta} \left( \frac{1}{N} \sum_{j \in \mathcal{N}} p_j - p_k \right) + \frac{Y_k}{N}, Y_k = \sum_{i \in \mathcal{M}} y_i. \quad (6)$$

*Proof.* See **Appendix B**. □

**Remark 1.** *In (1), the total profit of user  $i$  consists of  $N$  componential profit functions w.r.t.  $d_{i,k}$ ,  $i \in \mathcal{M}$ ,  $k \in \mathcal{N}$ . Similar models can be found in [15, 27, 31]. This model breaks the rule that consumers only purchase the energy from the UC who provides the lowest price, which conflicts with many multi-price markets, such as Singapore electricity market. As explained by (4), the proposed market allows multiple UCs with different prices. The purchase quantity from UC  $k$  will be lower with relatively higher price since the sign of  $p_k$  in (4) is negative, and vice versa.*

## 2.3 Utility Company Side Modeling and Nash-Stackelberg Game Realization

The profit function of UC  $k \in \mathcal{N}$  is designed as

$$W_k(p_k) := p_k d_k - D_k(d_k), \quad (7)$$

where  $p_k d_k$  represents the revenue of sales quantity  $d_k$  and  $D_k(d_k) = a_k d_k^2 + b_k d_k + c_k$  is the generation cost,  $a_k > 0, b_k \geq 0, c_k \geq 0$ . By plugging (6) into (7), the profit function of UC  $k$  can be given by

$$W_k(p_k, \mathbf{p}_{-k}) = A_k p_k^2 + B_k p_k + C_k, \quad (8)$$

$$A_k = -\frac{a_k M^2}{N^2} \left( \frac{N-1}{\beta} \right)^2 - \frac{M(N-1)}{N\beta}, \quad (8a)$$

$$B_k = \frac{2a_k M(N-1)}{N^2 \beta} \left( \frac{M \sum_{j \in \mathcal{N} \setminus \{k\}} p_j}{\beta} + Y_k \right) + \frac{b_k M(N-1)}{N\beta} + \frac{1}{N} \left( \frac{M \sum_{j \in \mathcal{N} \setminus \{k\}} p_j}{\beta} + Y_k \right), \quad (8b)$$

$$C_k = -\frac{a_k}{N^2} \left( \frac{M \sum_{j \in \mathcal{N} \setminus \{k\}} p_j}{\beta} + Y_k \right)^2 - \frac{b_k}{N} \left( \frac{M \sum_{j \in \mathcal{N} \setminus \{k\}} p_j}{\beta} + Y_k \right) - c_k, \quad (8c)$$

where  $\mathbf{p}_{-k} = (p_1, \dots, p_{k-1}, p_{k+1}, \dots, p_N)^T$ . We assume that  $\mathcal{P}$  is inactivated to ensure an interior optimal solution  $p_k$  for all UC  $k \in \mathcal{N}$ . Then, the profit optimization problem of UC  $k$  can be given by

$$(\mathbf{P2}) \quad \max_{p_k} W_k(p_k, \mathbf{p}_{-k}). \quad (9)$$

**Remark 2.** In **Problem (P2)**, we do not set lower bound for  $p_k$  since the market manager may encourage the users to consume energy by using negative prices with some economic purposes, which has been applied in some practical electricity markets [32]. The optimization problem with local convex constraints will be discussed in Section 3.3.

To explain the optimization problems of UCs and users, we employ the following two definitions.

**Definition 1. (Stackelberg Equilibrium (SE))**[33] Let UC  $k \in \mathcal{N}$  be the Stackelberg leader with objective function  $W_k(p_k, d_k(p_k, \mathbf{p}_{-k}))$  and the users be the followers. Strategy  $p_k^{SE}$  is called a Stackelberg Equilibrium for UC  $k$  if

$$W_k(p_k^{SE}, d_k(p_k^{SE}, \mathbf{p}_{-k})) = \max_{p_k \in \mathcal{P}_k} W_k(p_k, d_k(p_k, \mathbf{p}_{-k})).$$



**Definition 2.** (*Nash Equilibrium (NE)* [33])  $\mathbf{p}^{NE} := (p_1^{NE}, \dots, p_N^{NE})^T$  is said to be a Nash equilibrium of UCs if  $W_k(p_k, \mathbf{p}_{-k}^{NE}) \leq W_k(p_k^{NE}, \mathbf{p}_{-k}^{NE})$  holds,  $\forall k \in \mathcal{N}$ .

**Definitions 1** and **2** provide two basic interaction mechanisms of the proposed market. Seen from formula (8), the objective function of UC  $k$  contains its rivals' strategies  $p_j$ ,  $j \in \mathcal{N} \setminus \{k\}$ , which results in a Nash game problem among the UCs. In **Problem (P2)**,  $W_k(p_k, \mathbf{p}_{-k})$  is quadratic and concave at  $p_k$ . So the optimal pricing strategy of UC  $k$  can be obtained by solving the first-order optimality condition  $\nabla_{p_k} W_k(p_k, \mathbf{p}_{-k}) = 0$ , which gives

$$2A_k p_k + B_k = 0. \quad (10)$$

By writing (10) in a compact form over set  $\mathcal{N}$ , we have

$$\mathbf{(P3)} \quad \mathbf{A}\mathbf{p} = \mathbf{q}, \quad (11)$$

$$\mathbf{A} = [\sigma_{kk'}]_{k,k' \in \mathcal{N}}, \quad (11a)$$

$$\sigma_{kk} = 2a_k M^2 (N-1)^2 + 2MN\beta(N-1), \quad (11b)$$

$$\sigma_{kj} = -(2a_k M^2 (N-1) + MN\beta), \quad (11c)$$

$$\mathbf{p} = (p, \dots, p_k, \dots, p_N)^T, \quad (11d)$$

$$\mathbf{q} = (q_1, \dots, q_k, \dots, q_N)^T, \quad (11e)$$

$$q_k = \beta Y_k (N\beta + 2a_k M (N-1)) + N\beta M b_k (N-1). \quad (11f)$$

By (11b) and (11c), it can be verified that  $|\sigma_{kk}| - (N-1)|\sigma_{kj}| = MN\beta(N-1) > 0$ , which means  $\mathbf{A}$  is strictly diagonally dominant and invertible (see **Lemma 1**). Therefore, the solution to **Problem (P3)** (i.e., NE of UCs) exists and is unique, which is

$$\mathbf{p}^{NE} = \mathbf{A}^{-1}\mathbf{q}. \quad (12)$$

Define  $\mathbf{d}^* := (\mathbf{d}_1^*, \dots, \mathbf{d}_M^*)^T$  and  $\mathbf{W}^* := (W_1^*, \dots, W_N^*)^T$ , where  $W_k^*$  is the Nash profit of UC  $k$ ,  $k \in \mathcal{N}$ . Then, we have the following two corollaries.

**Corollary 2.** (*Nash Profit*) The Nash profit of UC  $k \in \mathcal{N}$  is

$$W_k^* = \frac{((M \sum_{j \in \mathcal{N} \setminus \{k\}} p_j^{NE} + \beta Y_k) - b_k M (N-1))^2}{-4A_k N^2 \beta^2} - c_k. \quad (13)$$

*Proof.* See **Appendix C**. □

**Corollary 3.** (*Rationality of  $\mathbf{d}^*$* ) Given a Nash price vector  $\mathbf{p}^{NE}$ ,  $\mathbf{d}_i^*$  solved by (4) is said rational if  $\mathbf{d}_i^* \succeq \mathbf{0}_N$  ( $\succeq$  represents "larger than or equal to" between the elements of two vectors). A closed-loop condition of the rationality of  $\mathbf{d}_i^*$  is given by

$$\beta \mathbf{y}_i + \mathbf{B}\mathbf{A}^{-1}\mathbf{q} \succeq \mathbf{0}_N, \quad (14)$$

where  $\mathbf{B} = -N\mathbf{I}_N + \mathbf{1}_N \mathbf{1}_N^T$  and  $\mathbf{y}_i = (y_i, \dots, y_i)^T \in \mathbb{R}^N$ .

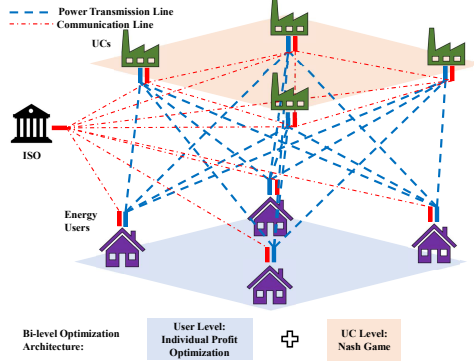


Figure 1: Energy trading mechanism of a 4-UC-4-user market by Nash-Stackelberg game.

*Proof.* See **Appendix D**. □

Based on the previous discussions, the proposed Nash-Stackelberg game based energy trading mechanism is illustrated in Fig. 1. The optimization procedure of UCs and users is summarized in **Algorithm 1**.

---

**Algorithm 1** Trading process among users and UCs by Nash-Stackelberg game

---

- 1: Determine  $M, N, \alpha, \beta, y_i, a_k, b_k, c_k, i \in \mathcal{M}, k \in \mathcal{N}$ ;
  - 2: Solve Nash equilibrium solution  $\mathbf{p}^{NE}$  by formula (12);
  - 3: Solve the optimal purchase strategy of users by (4) with  $\mathbf{p}^{NE}$  obtained in Step 2.
- 

## 2.4 Social Profit of Electricity Market

**Assumption 1.** Assume that  $2(a_k + a_j)M(N-1) + N\beta - 2M \sum_{h \in \mathcal{N} \setminus \{j, k\}} a_h > 0, \forall k, j \in \mathcal{N}, k \neq j$ .

Since  $N \geq 2$ , **Assumption 1** holds if  $a_k$  is sufficiently close to each other or  $N\beta$  is large enough,  $k \in \mathcal{N}$ .

In the proposed model, if we view all the participants as an aggregation, then the social profit function can be defined by  $S(\mathbf{p}) := \sum_{i \in \mathcal{M}} U_i^*(\mathbf{p}) + \sum_{k \in \mathcal{N}} W_k(\mathbf{p})$ . Then, the social profit optimization problem can be formulated as

$$(P4) \quad \max \quad S(\mathbf{p}), \quad (15)$$

with  $\mathbf{p}$  to be determined <sup>1</sup>. However, in some practical cases as we discussed in the introduction, UCs may choose some self-centric optimal strategies, e.g.,  $\mathbf{p}^{NE}$ , rather than the optimal solution to **Problem (P4)**. Hereby, to characterize the efficiency of the market, we utilize the concept of PoA, which is defined by [34]

$$PoA = \sup_{\mathbf{p}^{NE}} \frac{S(\mathbf{p}^\Delta)}{S(\mathbf{p}^{NE})}, \quad (16)$$

where  $\mathbf{p}^\Delta$  denotes the optimal solution to **Problem (P4)**. Therefore, PoA characterizes the largest profit loss of all possible social profits at NE compared with the ideal maximum social profit. To facilitate our discussions, we give a basic property of objective function  $S(\mathbf{p})$  in the following lemma.

**Lemma 3. (Concavity of  $S(\mathbf{p})$ )** *Suppose Assumption 1 holds. Then,  $S(\mathbf{p})$  is concave.*

*Proof.* See **Appendix E**. □

By formula (12), the uniqueness of NE ensures a unique PoA, which means

$$PoA = \frac{S(\mathbf{p}^\Delta)}{S(\mathbf{p}^{NE})}. \quad (17)$$

### 3 Social Profit Optimization Strategy

To optimize the social profit, we will discuss two leader-following frameworks: basic leader-following framework and DFA based leader-following framework.

#### 3.1 Basic Multi-timescale Leader-following Framework

To optimize the social profit, we establish a social-centric g-UC in the market with the rest  $N - 1$  UCs being normal ones. In this model, the pricing strategy of g-UC is assigned by ISO. The proposed leader-based trading mechanism is illustrated in Fig. 2.

##### 3.1.1 Leader-following Problem

Define the pricing strategy of g-UC and other normal UCs as  $p_1$  (i.e., the index of g-UC is 1) and  $p_k$ , respectively,  $k \in \tilde{\mathcal{N}}$  with  $\tilde{\mathcal{N}} = \mathcal{N} \setminus \{1\}$ . Note that, in NE scenario, the strategy of UC  $k \in \tilde{\mathcal{N}}$  is decided by the strategy of UC  $j \in \mathcal{N} \setminus \{k\}$ . Then, by (11), the NE of normal UCs can be solved by

$$\mathbf{A}(p_1, p_2, \dots, p_N)^T = \mathbf{q}. \quad (18)$$

---

<sup>1</sup>In Problem (P4), we do not consider the constraint on  $\mathbf{p}$  tentatively, as explained in Remark 2.

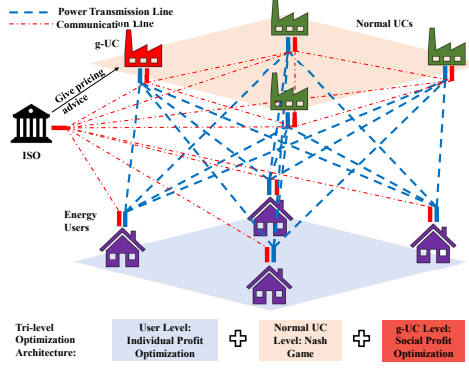


Figure 2: Leader-based energy trading mechanism of a 4-UC-4-user market by Nash-Stackelberg game

Then,  $\tilde{\mathbf{p}}^{NE} := (p_2^{NE}, \dots, p_N^{NE})^T$  can be expressed as a function of  $p_1$ , which is

$$\tilde{\mathbf{p}}^{NE} = \tilde{\mathbf{f}}(p_1) = \tilde{\mathbf{A}}(\tilde{\mathbf{q}} - \tilde{\boldsymbol{\sigma}}p_1), \quad (19)$$

$$\tilde{\mathbf{A}} = \begin{bmatrix} \sigma_{22} & \cdots & \sigma_{2N} \\ \vdots & \ddots & \vdots \\ \sigma_{N2} & \cdots & \sigma_{NN} \end{bmatrix}^{-1}, \quad \tilde{\mathbf{q}} = \begin{bmatrix} q_2 \\ \vdots \\ q_N \end{bmatrix}, \quad \tilde{\boldsymbol{\sigma}} = \begin{bmatrix} \sigma_{21} \\ \vdots \\ \sigma_{N1} \end{bmatrix},$$

and  $\tilde{\mathbf{f}}(p_1) = (f_2(p_1), \dots, f_N(p_1))^T$  is a function vector. Essentially, (19) is obtained by solving  $\tilde{\mathbf{p}}^{NE}$  in (18) by viewing  $p_1$  as known. Therefore, as seen from (19),  $\tilde{\mathbf{p}}^{NE}$  can be driven to some desired positions by designing appropriate  $p_1$ . By plugging vector  $(p_1, p_2^{NE}, \dots, p_N^{NE})^T$  into (15) in the sense of (19), a revised optimization problem with single independent variable can be formulated as

$$(\mathbf{P5}) \quad \max \quad \tilde{S}(p_1), \quad (20)$$

where  $\tilde{S}(p_1)$  is defined as the social profit function with independent variable  $p_1$  to distinguish it from the multi-variable function  $S(\mathbf{p})$ .

In the proposed algorithm, the price change of  $p_1$ , defined by  $\mu_1$ , is decided by ISO from the social profit optimization's point of view. Note that  $\tilde{\mathbf{p}}^{NE}$  is an affine function w.r.t.  $p_1$  in (19). Hence, the interaction between  $p_k^{NE}$  and  $p_1$  can be viewed as a leader-following problem, and the

price change of follower  $k$ , defined by  $\mu_k$ , can be expressed by

$$\tilde{\boldsymbol{\mu}} = \nabla \tilde{\mathbf{f}}(p_1)\mu_1 = -\tilde{\mathbf{A}}\tilde{\boldsymbol{\sigma}}\mu_1, \quad (21)$$

where  $\tilde{\boldsymbol{\mu}} = (\mu_2, \dots, \mu_N)^T$ . Moreover, we define

$$(\theta_2, \dots, \theta_N)^T := -\tilde{\mathbf{A}}\tilde{\boldsymbol{\sigma}}. \quad (22)$$

$\theta_k$  reflects the sensitivity of follower  $k$  and provides a measurement of follow-up step-size,  $k \in \tilde{\mathcal{N}}$ . Therefore, in a single timescale from time instant  $t$  to  $t+1$ , the evolution of  $p_1$  and  $\tilde{\mathbf{p}}^{NE}$  can be described in **Algorithm 2**.

---

**Algorithm 2** State evolution in a single timescale by Nash-Stackelberg game

---

- 1: For  $t = 0, 1, 2, \dots$ :
- 2: Evolution of **g-UC**:  $p_1^t \rightarrow p_1^{t+1}$ ;
- 3: Evolution of **Normal UCs**:

$$\tilde{\mathbf{p}}^{NE,t} \rightarrow \tilde{\mathbf{p}}^t(1) \rightarrow \tilde{\mathbf{p}}^t(2) \rightarrow \dots \rightarrow \tilde{\mathbf{p}}^{NE,t+1}.$$


---

**Remark 3.** In **Algorithm 2**, since the objective function of normal UC  $k$  is a simple quadratic function of  $p_k$ ,  $k \in \tilde{\mathcal{N}}$ , the NE solution in a single timescale  $\tilde{\mathbf{p}}^{NE,t+1}$  can be easily obtained by some decentralized updating algorithms with a given  $p_1^{t+1}$  and initial position  $\tilde{\mathbf{p}}^{NE,t}$ , e.g., provided in [35].

### 3.1.2 Optimization Strategy

With the updating of  $p_1$ , a multi-timescale leader-following process can be obtained for  $\tilde{\mathbf{p}}^{NE}$ . Based on **Remark 3**, in the following discussions, we focus on the outer-loop strategies by assuming that the inner-loop evolutions can be completed in a single timescale. Thus, to avoid confusions, the outer-loop states of g-UC and normal UCs are redefined by  $w_1$  and  $w_k$ ,  $k \in \tilde{\mathcal{N}}$ , respectively, i.e.,  $w_1 := p_1$ ,  $w_k := p_k^{NE}$ ,  $\tilde{\mathbf{w}} := \tilde{\mathbf{p}}^{NE}$  and  $\mathbf{w} := (w_1, \tilde{\mathbf{w}}^T)^T$ ,  $k \in \tilde{\mathcal{N}}$ . Based on (21) and (22), in multi-timescale horizons, we have

$$w_k^{t+1} - w_k^t = \theta_k(w_1^{t+1} - w_1^t), \quad (23)$$

$\forall k \in \tilde{\mathcal{N}}, t = 0, 1, 2, \dots$

Define a social profit indicator (SPI) as

$$\xi(\mathbf{w}^t) := (\nabla S^t)^T \boldsymbol{\mu}, \quad (24)$$

where  $S^t = S(\mathbf{w}^t)$  for simplicity, and  $\boldsymbol{\mu} = (\mu_1, \dots, \mu_N)^T$ . Moreover, define  $\boldsymbol{\eta} := (1, \theta_2, \dots, \theta_N)^T$ . Then, by recalling (21) and (22), the SPI can be rewritten as

$$\xi(\mathbf{w}^t) = (\nabla S^t)^T \boldsymbol{\eta} \mu_1. \quad (25)$$

The updating algorithm for g-UC is designed as

$$w_1^{t+1} = w_1^t + \xi(\mathbf{w}^t). \quad (26)$$

Based on (23) and (26), the updating law of normal UC  $k$  is

$$w_k^{t+1} = w_k^t + \theta_k \xi(\mathbf{w}^t), \quad \forall k \in \tilde{\mathcal{N}}. \quad (27)$$

Then, a compact form of (26) and (27) can be written as

$$\mathbf{w}^{t+1} = \mathbf{w}^t + \boldsymbol{\eta} \xi(\mathbf{w}^t). \quad (28)$$

**Lemma 4.** *If  $w_1^*$  is a steady state of (26) with  $\mu_1 \neq 0$ , then  $w_1^* = \arg \max \tilde{S}(w_1)$ .*

*Proof.* See **Appendix F**. □

Based on **Lemma 4** and (23), given the optimal strategy  $w_1^*$  of the leader, the steady state of the NE of followers  $\tilde{\mathbf{w}}^* := (w_2^*, \dots, w_N^*)^T$  can be characterized by

$$w_k^* - w_k^t = \theta_k (w_1^* - w_1^t), \quad (29)$$

$\forall k \in \tilde{\mathcal{N}}, t = 0, 1, 2, \dots$

**Theorem 2.** *Suppose that  $\boldsymbol{\eta}^T \mathbf{H}_S \boldsymbol{\eta} \neq 0$ , where  $\mathbf{H}_S$  is the Hessian matrix of  $S$ . With updating algorithms (26) and (27),  $w_1$  and  $\tilde{\mathbf{w}}$  converge to  $w_1^*$  and  $\tilde{\mathbf{w}}^*$  at a linear rate, respectively, if  $\mu_1$  is chosen within the range determined by*

$$\mu_1 \boldsymbol{\eta}^T \mathbf{H}_S \boldsymbol{\eta} \in (-2, 0). \quad (30)$$

*Proof.* See **Appendix G**. □

**Remark 4.** *In **Theorem 2**, the validity of  $\boldsymbol{\eta}^T \mathbf{H}_S \boldsymbol{\eta} \neq 0$  is decided by the system parameters, which ensures that the social profit is improvable under the influence of the leader. In the trivial case that  $\boldsymbol{\eta}^T \mathbf{H}_S \boldsymbol{\eta} = 0$ , the social profit will remain unchanged with any change of the leader's price. In fact, since  $\mathbf{H}_S$  is negative semi-definite (see the proof of **Lemma 3**),  $\mu_1$  solved by **Theorem 2** is always positive.*

The optimization procedure in the basic leader-following framework is stated in **Algorithm 3**.

---

**Algorithm 3** Basic multi-timescale leader-following optimization algorithm

---

- 1: Initialize price vector  $\mathbf{w}^0$  (by **Algorithm 2**,  $\tilde{\mathbf{w}}^0$  should be an NE solution with certain  $w_1^0$ ); determine error tolerance  $\varepsilon > 0$ ;
  - 2: **for**  $t = 0, 1, \dots$  **do**
  - 3:     **for**  $k = 1, 2, \dots, N$  **do**
  - 4:         Determine  $\mu_1$  by **Theorem 2**; calculate  $\theta_k$  and  $\xi(\mathbf{w}^t)$  by (22) and (25), respectively,  $k \in \tilde{\mathcal{N}}$ ; update  $w_1^{t+1}$  and  $w_k^{t+1}$  by (26) and (27), respectively,  $k \in \tilde{\mathcal{N}}$ ;
  - 5:         **if**  $|\xi(\mathbf{w}^{t+1})| < \varepsilon$  **then**
  - 6:              $\mathbf{w}^* = \mathbf{w}^{t+1}$ ;
  - 7:             **break**;
  - 8:         **end if**;
  - 9:     **end for**;
  - 10: **end for**;
  - 11: Output  $\mathbf{w}^*$ .
- 

**Remark 5.** *Theorem 2 provides an optimal solution for g-UC to optimize the social profit. However, the optimization result cannot guarantee PoA to be 1 due to the different natures of **Problems (P4)** and **(P5)**. Also, (26) and (27) reflect a decentralized realization, where the ISO only needs to provide  $w_1^t$  to the g-UC and thus can avoid the overload of the coordination center and complex communication infrastructures [36, 37]. In practice, the multi-timescale leader-following scheme is applicable in some repeated bidding markets, such as some electricity markets in Germany [38]. The equilibrium is achieved for normal UCs after sufficient bidding rounds.*

### 3.2 DFA Based Multi-timescale Leader-following Framework

In this section, we propose a DFA strategy, by which the ideal maximum social profit can be achieved (PoA=1). In this scheme, after collecting the demand functions of users, the ISO will work out the corresponding “ameliorated” functions and send them to UCs. The rationality of this behavior is explained as follows.

1. ISO has the right and responsibility to improve the social welfare of the market by making compulsory coordination rules.
2. In practice, the implementation of this coordination can be realized completely imperceptibly or by signing contracts with users and UCs.

In this process, (i) UCs firstly optimize their own objective functions with the ameliorated demand functions provided by ISO; (ii) ISO clears the market and distributes the energy product to users with real demand functions, i.e., (4). During this process, ISO does not change the selfish instinct of

normal UCs since they still compute NE solutions but using virtual demand functions.

### 3.2.1 DFA Based Leader-following Problem

We design  $\lambda_k$  as the coefficient of  $p_1$  in the original demand function (4),  $k \in \tilde{\mathcal{N}}$ . Then, the ameliorated functions will be sent to UCs for their strategy-makings. Based on these arrangements, the ameliorated demand functions are designed as

$$\bar{d}_{i,k} = \frac{1}{\beta} \left( \frac{1}{N} \sum_{j \in \tilde{\mathcal{N}}} w_j + \frac{1}{N} \lambda_k w_1 - w_k \right) + \frac{y_i}{N}, k \in \tilde{\mathcal{N}}, \quad (31)$$

$$\bar{d}_{i,1} = y_i - \sum_{k \in \tilde{\mathcal{N}}} \bar{d}_{i,k}. \quad (32)$$

(32) implies the stipulated demand  $y_i$  remains the same after the emendations,  $i \in \mathcal{M}$ . The profit function of UC  $k \in \tilde{\mathcal{N}}$  can be rewritten as

$$\bar{W}_k = p_k \bar{d}_k - a_k \bar{d}_k^2 - b_k \bar{d}_k - c_k, \quad (33)$$

where  $\bar{d}_k = \sum_{i \in \mathcal{M}} \bar{d}_{i,k}$ . Then, with the newly obtained objective function (33), a revised leader-based Nash equilibrium among normal UCs can be obtained by the same procedure described in Section 3.1. Note that the introduced  $\lambda_k$  only exists with variable  $w_1$ ,  $k \in \tilde{\mathcal{N}}$ . Hence, the NE solution can be straightforwardly obtained by following the structure of (19), which gives

$$\tilde{\mathbf{w}} = \tilde{\mathbf{A}}(\tilde{\mathbf{q}} - \text{diag}(\tilde{\boldsymbol{\sigma}})\tilde{\boldsymbol{\lambda}}w_1), \quad (34)$$

where  $\tilde{\boldsymbol{\lambda}} = (\lambda_2, \dots, \lambda_N)^T$ , and  $\text{diag}(\tilde{\boldsymbol{\sigma}})$  is a diagonal matrix with the elements of  $\tilde{\boldsymbol{\sigma}}$  placed on the diagonal.

### 3.2.2 DFA Based Optimization Strategy

In the following, we will give suitable  $\tilde{\boldsymbol{\lambda}}^{t+1}$  for bidding round  $t+1$  for normal UCs such that the social profit is maximized (PoA=1). With (34), the updating law of normal UCs in bidding round  $t+1$  can be written as

$$\tilde{\mathbf{w}}^{t+1} = \tilde{\mathbf{A}}(\tilde{\mathbf{q}} - \text{diag}(\tilde{\boldsymbol{\sigma}})\tilde{\boldsymbol{\lambda}}^{t+1}w_1^{t+1}), \quad (35)$$

and the updating law for  $\tilde{\boldsymbol{\lambda}}^{t+1}$  is designed as

$$\tilde{\boldsymbol{\lambda}}^{t+1} = \Phi^{t+1} \tilde{\mathbf{A}}^{-1} \Psi_{\Sigma}^{t+1}, \quad (36)$$

$$\Phi^{t+1} = \begin{bmatrix} 1 & \cdots & 0 \\ \sigma_{21} w_1^{t+1} & \cdots & \vdots \\ \vdots & \ddots & \vdots \\ 0 & \cdots & \frac{1}{\sigma_{N1} w_1^{t+1}} \end{bmatrix}, \quad (37)$$



$$\Psi_{\Sigma}^{t+1} = \begin{bmatrix} \sum_{v=0}^t \frac{\nabla_2 S^v}{\nabla_1 S^v} (w_1^v - w_1^{v+1}) \\ \vdots \\ \sum_{v=0}^t \frac{\nabla_N S^v}{\nabla_1 S^v} (w_1^v - w_1^{v+1}) \end{bmatrix}. \quad (38)$$

(35) shows that, in round  $t + 1$ ,  $\tilde{\boldsymbol{\lambda}}^{t+1}$  and  $w_1^{t+1}$  will be calculated and announced ahead of the actions of normal UCs. Since  $\tilde{\boldsymbol{\lambda}}^{t+1}$  is varying with  $t$ , we say (35) is a multi-timescale leader-following equation (MLE). Then, the follow-up step-size of normal UCs can be calculated by

$$\begin{aligned} \tilde{\boldsymbol{w}}^{t+1} - \tilde{\boldsymbol{w}}^t &= \tilde{\boldsymbol{A}} \text{diag}(\tilde{\boldsymbol{\sigma}}) \tilde{\boldsymbol{\lambda}}^t w_1^t - \tilde{\boldsymbol{A}} \text{diag}(\tilde{\boldsymbol{\sigma}}) \tilde{\boldsymbol{\lambda}}^{t+1} w_1^{t+1} \\ &= \begin{bmatrix} \frac{\nabla_2 S^t}{\nabla_1 S^t} (w_1^{t+1} - w_1^t) \\ \vdots \\ \frac{\nabla_N S^t}{\nabla_1 S^t} (w_1^{t+1} - w_1^t) \end{bmatrix}. \end{aligned} \quad (39)$$

(39) defines a leader-following relationship with varying sensitivity vector

$$\bar{\boldsymbol{\theta}}^t := (\bar{\theta}_2^t, \dots, \bar{\theta}_N^t)^T = \left( \frac{\nabla_2 S^t}{\nabla_1 S^t}, \dots, \frac{\nabla_N S^t}{\nabla_1 S^t} \right)^T. \quad (40)$$

Then, an augmented sensitivity vector can be defined as

$$\bar{\boldsymbol{\eta}}^t := (1, \bar{\theta}_2^t, \dots, \bar{\theta}_N^t)^T. \quad (41)$$

The corresponding SPI is designed as

$$\bar{\xi}(\boldsymbol{w}^t) := (\nabla S^t)^T \bar{\boldsymbol{\eta}}^t \mu_1^t. \quad (42)$$

With the DFA strategy, the updating algorithm for g-UC is designed as

$$w_1^{t+1} = w_1^t + \bar{\xi}(\boldsymbol{w}^t). \quad (43)$$

Based on (39) and (43), the updating law for normal UCs is

$$w_k^{t+1} = w_k^t + \bar{\theta}_k^t \bar{\xi}(\boldsymbol{w}^t), \quad \forall k \in \tilde{\mathcal{N}}. \quad (44)$$

Then, a compact form of (43) and (44) can be written as

$$\boldsymbol{w}^{t+1} = \boldsymbol{w}^t + \bar{\boldsymbol{\eta}}^t \bar{\xi}(\boldsymbol{w}^t). \quad (45)$$

**Lemma 5.** *If  $\bar{\xi}(\boldsymbol{w}^t) \rightarrow 0$  and  $\mu_1 > 0$ , we have  $\nabla_l S(\boldsymbol{w}^t) \rightarrow 0$ ,  $\forall l \in \mathcal{N}$ ,  $t = 0, 1, 2, \dots$*

*Proof.* See **Appendix H**. □

**Theorem 3.** With updating algorithm (45),  $w_1$  and  $\tilde{\mathbf{w}}$  converge to the global optimal solution to **Problem (P4)** if

$$\mu_1^t \|\bar{\boldsymbol{\eta}}^t\|^2 = \frac{1}{L}, \quad (46)$$

where  $L < \infty$  is the Lipschitz constant of  $\nabla S$ ,  $t = 0, 1, 2, \dots$

*Proof.* See **Appendix I**. □

**Remark 6.** In (46), the determination of  $\bar{\boldsymbol{\eta}}^t$  relies on the computation on the first-order derivative of  $S(\mathbf{w}^t)$  (i.e., shown in (40)), which should contain the information of  $\mathbf{w}^t$ . Therefore,  $\mu_1^t$  is state-dependent and should be checked in each updating round.

The DFA based optimization procedure is stated in **Algorithm 4**.

---

**Algorithm 4** DFA based multi-timescale leader-following optimization algorithm

---

- 1: Initialize price vector  $\mathbf{w}^0$  (by **Algorithm 2**,  $\tilde{\mathbf{w}}^0$  should be an NE solution with certain  $w_1^0$ ); determine error tolerance  $\varepsilon > 0$ ;
  - 2: **for**  $t = 0, 1, \dots$  **do**
  - 3:     **for**  $k = 1, 2, \dots, N$  **do**
  - 4:         Determine  $\mu_1$  by **Theorem 3**; calculate  $\bar{\theta}_k^t$  and  $\bar{\xi}(\mathbf{w}^t)$  by (40) and (42), respectively,  $k \in \tilde{\mathcal{N}}$ ; update  $w_1^{t+1}$  and  $w_k^{t+1}$  by (43) and (44), respectively,  $k \in \tilde{\mathcal{N}}$ ;
  - 5:         **if**  $|\bar{\xi}(\mathbf{w}^{t+1})| < \varepsilon$  **then**
  - 6:              $\mathbf{w}^* = \mathbf{w}^{t+1}$ ;
  - 7:             **break**;
  - 8:         **end if**;
  - 9:     **end for**;
  - 10: **end for**;
  - 11: Output  $\mathbf{w}^*$ .
- 

### 3.3 Optimization Strategy with Constraints

As discussed, we do not consider local constraints on  $\mathbf{w}$  since we allow negative prices in the market (see **Remark 2**). In this case, the maximum market efficiency can be achieved. Alternatively, we can consider a local convex constraint space  $\mathcal{P} \subseteq \mathbb{R}^N$  for **Problem (P2)**, which results in the following locally constrained NE problem

$$\text{(P6)} \quad \max_{p_k \in \mathcal{P}_k} W_k(p_k, \mathbf{p}_{-k}), \quad \forall k \in \mathcal{N}. \quad (47)$$

By letting UC 1 be the leader, the optimization problem of normal UCs can be formulated as

$$\text{(P7)} \quad \max_{p_k \in \mathcal{P}_k} W_k(p_k, \mathbf{p}_{-k}), \quad \forall k \in \tilde{\mathcal{N}}, \quad (48)$$

where the strategy  $p_1$  is viewed as a known parameter. In **Problem (P7)**, the NE of normal UCs can not be solved by the first-order optimality condition (11), and thus it can be nonlinearly determined by the leader's strategy  $p_1$ . Hence, the newly obtained social profit optimization problem of the leader can be formulated as

$$\text{(P8)} \quad \max_{p_1 \in \mathcal{P}_1} S(p_1, p_2^{NE}, \dots, p_N^{NE}) \quad (49)$$

$$s.t. \quad p_k^{NE} = \arg \max_{p_k \in \mathcal{P}_k} W_k(p_k, \mathbf{p}_{-k}), \quad \forall k \in \tilde{\mathcal{N}}. \quad (50)$$

It can be seen that **Problem (P8)** can be non-convex at  $p_1$  and the global optimal solution can be difficult to obtain mathematically, which has been revealed by many works on similar bi-level optimization problems, such as [39–41]. In this work, we use the affine function  $\tilde{\mathbf{f}}$  defined in (19) to approximate the nonlinear relation defined in (50). Then, the local constraint on  $p_1$  will be addressed by projecting the result in each updating round onto  $\mathcal{P}_1$ , which is technically easy to solve and produces an approximate optimal result. To this end, for the basic leader-following algorithm (28), the updating algorithm of g-UC with certain local convex constraint  $\mathcal{P}_1$  is designed as

$$\begin{aligned} w_1^{t+1} &= \Omega_{\mathcal{P}_1}[w_1^t + \xi(\mathbf{w}^t)] \\ &= \Omega_{\mathcal{P}_1}[w_1^t + \mu_1 \nabla \tilde{S}(w_1^t)], \end{aligned} \quad (51)$$

where relation (70) in the proof of **Lemma 4** is used, and  $\Omega_{\mathcal{P}_1}[\cdot]$  is an Euclidean projection onto  $\mathcal{P}_1$ . Algorithm (51) is essentially a projected gradient ascent algorithm. A sub-linear convergence rate can be ensured by letting [42, Th. 3.7]

$$\mu_1 = \frac{1}{L_1}, \quad (52)$$

where  $L_1 < \infty$  is the Lipschitz constant of  $\nabla \tilde{S}(w_1)$ . Then, the NE of normal UCs can be approximated by solving **Problem (P7)** with the optimal solution  $w_1^*$  obtained by (51).

Similar modifications on (45) can be made with the help of (81) in the proof of **Theorem 3**. A projected updating algorithm of (45) is given as

$$\begin{aligned} \mathbf{w}^{t+1} &= \Omega_{\mathcal{P}}[\mathbf{w}^t + \bar{\boldsymbol{\eta}}^t \bar{\xi}(\mathbf{w}^t)] \\ &= \Omega_{\mathcal{P}}[\mathbf{w}^t + \mu_1^t \|\bar{\boldsymbol{\eta}}^t\|^2 \nabla S^t]. \end{aligned} \quad (53)$$

Table 1: Parameters of users

	user 1	user 2	user 3	user 4	user 5
$\alpha$	30				
$\beta$	5				
$y_i$	4	4.5	5	5.5	6

Table 2: Parameters of UCs

	UC 1	UC 2	UC 3
$a_k$	0.1	0.2	0.05
$b_k$	0.2	0.5	0.1
$c_k$	0	0.1	0.2

The convergence can be ensured by properly choosing the step-size  $\delta^t := \mu_1^t \|\bar{\boldsymbol{\eta}}^t\|^2$ ,  $t = 1, 2, \dots$ . One optional solution is letting [42, Th. 3.7]

$$\delta^t = \frac{1}{L}, \quad (\text{i.e., } \mu_1^t = \frac{1}{L \|\bar{\boldsymbol{\eta}}^t\|^2}). \quad (54)$$

With this settlement, some sub-optimal social profits can be obtained compared with the corresponding unconstrained optimization problems if  $\mathcal{P}$  is activated.

## 4 Numerical results

### 4.1 Simulation Setup

We consider an electricity market where the number of users and UCs are set as  $M = 5$  and  $N = 3$ , respectively. With our proposed interaction mechanism, users will determine the optimal purchase quantity from UCs independently. Then, g-UC and normal UCs will make pricing strategies based on their own objectives. To realize the leader-following mechanism, we set UC 1 as the leader UC (g-UC), and UC 2 and UC 3 as the normal UCs. The initial prices of UC 1, UC 2 and UC 3 are set as  $w_1^0 = 12.00$ ,  $w_2^0 = 13.75$  and  $w_3^0 = 14.40$ , respectively.  $w_2^0$  and  $w_3^0$  are NE solutions solved by formula (19) with the given  $w_1^0$ . The specific parameters of users and UCs are set in Tables I and II [27]. The maximum social profit of this market model can be obtained by directly solving **Problem (P4)**, which gives  $S(\mathbf{p}^\Delta) = 614.49$ . Then, the performance of our algorithms can be evaluated by computing the PoA with formula (17).

## 4.2 Simulation Result

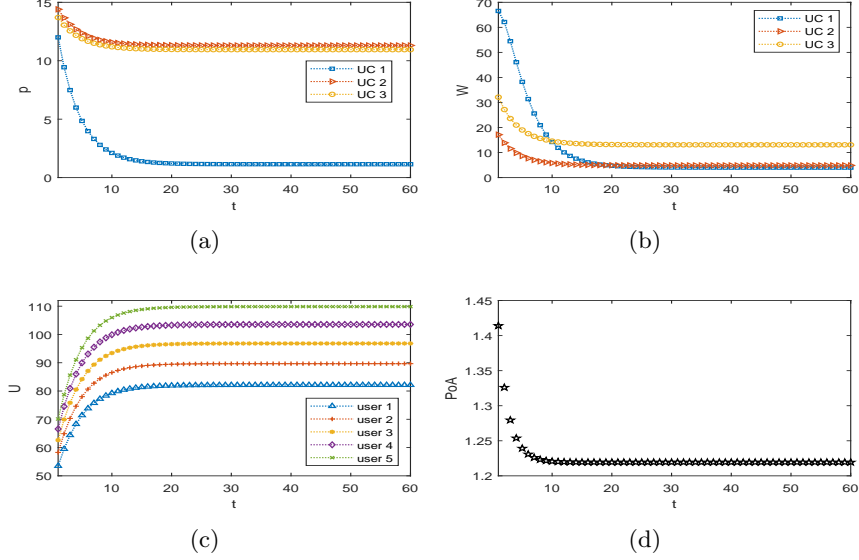


Figure 3: Scenario A. (a) Dynamics of the prices of UCs; (b) dynamics of the profits of UCs; (c) dynamics of the profits of users; (d) dynamics of PoA.

### 4.2.1 Scenario A

We firstly present the simulation result of **Algorithm 3**, which is depicted in Figs. 3-(a) to (d). As shown in Fig. 3-(a), the prices of UCs converge to steady states after about 20 bidding rounds. As the leader, the price of UC 1 decreases in a wider range compared with that of normal UCs. Accordingly, the profit of UC 1 decreases most but is maintained at an acceptable level compared with the other two UCs. Such a pricing behaviour of UC 1 is reasonable because UC 1 aims at improving the social profit of the market rather than itself. It is also worth mentioning that the prices of UC 2 and UC 3 are much higher than UC 1, but their profits are comparable with UC 1. In fact, the users would like to purchase more energy from UC 1 because the price of UC 1 is much lower. This phenomenon exactly verifies the rationality of purchase strategy (4). Seen from Figs. 3-(b) and (c), although the profits of the UCs decrease, the profits of users increase significantly. Eventually, as shown in Fig. 3-(d), the value of PoA decreases from 1.41 to about 1.22, which demonstrates that the social profit of the market is improved under the influence of the leader UC.

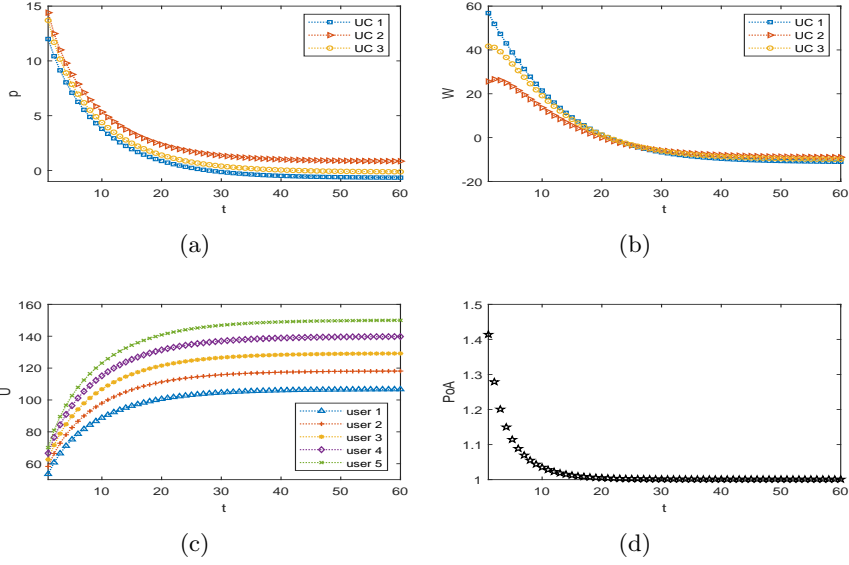


Figure 4: Scenario B. (a) Dynamics of the prices of UCs; (b) dynamics of the profits of UCs; (c) dynamics of the profits of users; (d) dynamics of PoA.

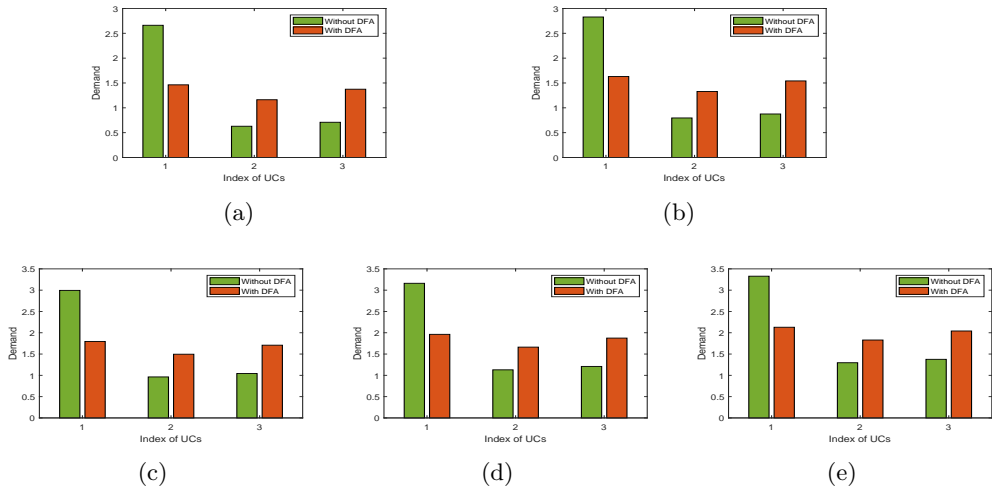


Figure 5: Optimal energy-purchasing strategies of users in Scenarios A and B. (a) User 1; (b) User 2; (c) User 3; (d) User 4; (e) User 5.

### 4.2.2 Scenario B

The feasibility of **Algorithm 4** with the DFA strategy is demonstrated in Figs. 4-(a) to (d). Fig. 4-(a) shows that the prices tend to steady states after about 50 bidding rounds. Fig. 4-(b) shows that the profits of UCs are decreased below 0 because of their low price levels, which can be viewed as a sacrifice for the social profit maximization. Seen from Fig. 4-(c), the profits of users rise higher than Scenario A. As a consequence, the overall profit of the market is maximized, i.e.,  $PoA = 1$  as shown in Fig. 4-(d).

The energy-purchasing strategies of users in both Scenarios A and B are depicted in Figs. 5-(a) to (e). It can be seen that, for all users, the demands from the UCs are negatively correlated with the settled prices. Meanwhile, the differences of demands from different UCs are positively correlated with the differences of prices. These two phenomena are consistent with the common sense in the real market and verify the rationality of the energy-purchasing strategy (4).

### 4.3 Discussions on Negative Prices and Negative Profits

In certain scenarios, to realize the social optimality, it is possible to have negative optimal prices or profits for some UCs. This is because the social optimal solution that benefits all the agents may not always exist depending on the specific parameters of the market. For instance, as a result of competition, some UCs may suffer budget deficits under the influence of market manager if their cost profiles are not good enough. To tackle such a phenomenon, there are two basic solutions: (i) since the social benefit is improved, the ISO may redistribute the profits from the beneficiaries to the agents with losses without affecting the social net profit of the market; (ii) one may set limitations on some of the decision variables, e.g., discussed in Section 3.3, which may lead to non-convex optimization problems for the market manager. In fact, by recalling **Remark 2** and solution (i), it can show that the proposed unconstrained NE-SE realization with possible negative prices and profits is applicable and has application potential in the further electricity market.

## 5 Conclusions

In this work, we proposed a multi-timescale leader-following approach for optimizing the social profit of the electricity market by considering the multilateral competitions among the agents. In this scheme, users are allowed to purchase energy from different UCs to optimize their profits. At the UC side, we formulated a basic leader-following framework between the g-UC and normal UCs to optimize the social profit without changing the selfish instinct of normal UCs. To maximize the social profit of the market

(PoA=1), we proposed a DFA based leader-following framework. In both the basic and DFA based frameworks, the new concept leader-following sensitivity was introduced, which can measure the follow-up step-size of the NE of followers along the dynamics of the leader. This settlement opens a new gate for ISO to induce UCs to carry out the desired pricing solutions without setting any incentive budget. By considering the local constraints for the UCs, two projection-based updating algorithms were proposed for UCs to optimize the social profit, which are easy to implement and can provide approximate optimal solutions for the resulting non-convex optimization problems. Privacy protection is another important issue that worths emphasize. In our model, the information of the users is kept safe by the ISO. After the amelioration of the demand functions, the UCs cannot access the real demand of users, which overcomes the privacy releasing issue of conventional Stackelberg game approach.

## A Proof of Theorem 1

The dimension of variables of  $U_i(\mathbf{d}_i)$  can be decreased by selecting a reference  $d_{i,\hat{k}}$ , which is the demand from a reference UC  $\hat{k} \in \mathcal{N}$ . Then,  $d_{i,\hat{k}} = y_i - \sum_{k \in \mathcal{N} \setminus \{\hat{k}\}} d_{i,k}$ . By canceling  $d_{i,\hat{k}}$ , the profit function (1) can be modified into

$$\begin{aligned}
\tilde{U}_i(\mathbf{d}_{i,-\hat{k}}) &= \sum_{l \in \mathcal{N} \setminus \{\hat{k}\}} (\alpha d_{i,l} - \frac{\beta}{2} d_{i,l}^2 - p_k d_{i,l}) + \alpha d_{i,\hat{k}} \\
&\quad - \frac{\beta}{2} d_{i,\hat{k}}^2 - p_{\hat{k}} d_{i,\hat{k}} \\
&= -\beta d_{i,k}^2 + (p_{\hat{k}} - p_k - \beta \sum_{l \in \mathcal{N} \setminus \{k,\hat{k}\}} d_{i,l} + \beta y_i) d_{i,k} \\
&\quad + \sum_{l \in \mathcal{N} \setminus \{k,\hat{k}\}} (\alpha d_{i,l} - \frac{\beta}{2} d_{i,l}^2 - p_k d_{i,l}) \\
&\quad + (\alpha - p_{\hat{k}})(y_i - \sum_{l \in \mathcal{N} \setminus \{k,\hat{k}\}} d_{i,l}) \\
&\quad - \frac{\beta}{2} (y_i - \sum_{l \in \mathcal{N} \setminus \{k,\hat{k}\}} d_{i,l})^2, \tag{55}
\end{aligned}$$

where  $\mathbf{d}_{i,-\hat{k}} := (d_{i,1}, \dots, d_{i,\hat{k}-1}, d_{i,\hat{k}+1}, \dots, d_{i,N})^T$  and  $k \in \mathcal{N} \setminus \{\hat{k}\}$ . Note that  $U_i(\mathbf{d}_i)$  is concave and twice continuously differentiable. Hence, the maximum of  $\tilde{U}_i(\mathbf{d}_{i,-\hat{k}})$  exists and is identical to that of **Problem (P1)** [43, Sec. 10.1.2], which can be found by solving the first-order optimality condition

$$\nabla \tilde{U}_i(\mathbf{d}_{i,-\hat{k}}) = \mathbf{0}_{N-1}, \tag{56}$$



which is in the form of

$$\mathbf{P}\mathbf{d}_{i,-\hat{k}} = \mathbf{b}_{i,-\hat{k}}, \quad (57)$$

with

$$\mathbf{P} = \beta(\mathbf{I}_{N-1} + \mathbf{1}_{N-1}\mathbf{1}_{N-1}^T), \quad (58a)$$

$$\mathbf{b}_{i,-\hat{k}} = (p_{\hat{k}} - p_1 + \beta y_i, \dots, p_{\hat{k}} - p_{\hat{k}-1} + \beta y_i, \\ p_{\hat{k}} - p_{\hat{k}+1} + \beta y_i, \dots, p_{\hat{k}} - p_N + \beta y_i)^T. \quad (58b)$$

Since  $\mathbf{P}$  is invertible, the solution to (57) can be solved by  $\mathbf{d}_{i,-\hat{k}}^* = \mathbf{P}^{-1}\mathbf{b}_{i,-\hat{k}}$ , which gives

$$d_{i,k}^* = \frac{1}{\beta} \left( \frac{1}{N} \sum_{j \in \mathcal{N}} p_j - p_k \right) + \frac{y_i}{N}, \quad (59)$$

$k \in \mathcal{N} \setminus \{\hat{k}\}$ . Then, the purchase strategy from UC  $\hat{k}$  is  $d_{i,\hat{k}}^* = y_i - \sum_{k \in \mathcal{N} \setminus \{\hat{k}\}} d_{i,k}^*$ . It can be checked that the expression of  $d_{i,\hat{k}}^*$  also follows the structure of (59) except substituting subscript  $k$  by  $\hat{k}$ . Hence, the solution to **Problem (P1)** can be written by a uniform formula

$$d_{i,k}^* = \frac{1}{\beta} \left( \frac{1}{N} \sum_{j \in \mathcal{N}} p_j - p_k \right) + \frac{y_i}{N}, k \in \mathcal{N}. \quad (60)$$

This completes the proof.

## B Proof of Corollary 1

Formula (5) can be obtained by plugging (4) into the upper formula in (1); (6) can be immediately obtained since  $d_k = \sum_{i \in \mathcal{M}} d_{i,k}^*$ .

## C Proof of Corollary 2

Formula (13) can be obtained by plugging NE solution  $p_k^{NE} = -B_k/(2A_k)$  (a variant of (10)) into formula (8) in the sense of (8a) - (8c) with NE solutions  $p_j^{NE}$ ,  $j \in \mathcal{N} \setminus \{k\}$ .

## D Proof of Corollary 3

Rewriting (4) with Nash price  $\mathbf{p}^{NE}$  gives

$$\mathbf{d}_i^* = \frac{1}{\beta N} \mathbf{B}\mathbf{p}^{NE} + \frac{\mathbf{y}_i}{N}. \quad (61)$$

Then, with formula (12), the rationality condition  $\mathbf{d}_i^* \succeq \mathbf{0}_N$  can be obtained as (14).

## E Proof of Lemma 3

The Hessian matrix of  $S(\mathbf{p})$  can be written as

$$\mathbf{H}_S = [\nabla_{kk'} S]_{k,k' \in \mathcal{N}}. \quad (62)$$

By formulas (5) and (8),  $\forall j, k \in \mathcal{N}, j \neq k$ , we can have

$$\nabla_{kk} \sum_{l \in \mathcal{M}} U_l^* = \frac{M(N-1)}{\beta N}, \quad (63)$$

$$\nabla_{kj} \sum_{l \in \mathcal{M}} U_l^* = -\frac{M}{\beta N}, \quad (64)$$

$$\begin{aligned} \nabla_{kk} \sum_{l' \in \mathcal{N}} W_{l'} &= -\frac{2a_k M^2 (N-1)^2}{N^2 \beta^2} - \frac{2M(N-1)}{N\beta} \\ &\quad - \sum_{h \in \mathcal{N} \setminus \{k\}} \frac{2a_h M^2}{N^2 \beta^2}, \end{aligned} \quad (65)$$

$$\begin{aligned} \nabla_{kj} \sum_{l' \in \mathcal{N}} W_{l'} &= \frac{2(a_k + a_j) M^2 (N-1)}{N^2 \beta^2} + \frac{2M}{N\beta} \\ &\quad - \sum_{h \in \mathcal{N} \setminus \{j,k\}} \frac{2a_h M^2}{N^2 \beta^2}. \end{aligned} \quad (66)$$

Since  $S = \sum_{l \in \mathcal{M}} U_l^* + \sum_{l' \in \mathcal{N}} W_{l'}$ , we have

$$\begin{aligned} \nabla_{kk} S &= -\frac{2a_k M^2 (N-1)^2}{N^2 \beta^2} - \frac{M(N-1)}{N\beta} \\ &\quad - \sum_{h \in \mathcal{N} \setminus \{k\}} \frac{2a_h M^2}{N^2 \beta^2}, \end{aligned} \quad (67)$$

$$\nabla_{kj} S = \frac{2(a_k + a_j) M^2 (N-1)}{N^2 \beta^2} + \frac{M}{N\beta} - \sum_{h \in \mathcal{N} \setminus \{j,k\}} \frac{2a_h M^2}{N^2 \beta^2}. \quad (68)$$

With **Assumption 1**, it can be derived that

$$|\nabla_{kk} S| - \sum_{j \in \mathcal{N} \setminus \{k\}} |\nabla_{kj} S| = |\nabla_{kk} S| - \sum_{j \in \mathcal{N} \setminus \{k\}} \nabla_{kj} S = 0. \quad (69)$$

Hence,  $\mathbf{H}_S$  is symmetric and negative semi-definite (by **Lemma 1**), and  $S(\mathbf{p})$  is concave (by **Lemma 2**).

## F Proof of Lemma 4

Note that the expression of  $\tilde{S}(w_1)$  can be derived from quadratic function  $S(\mathbf{w})$  by substituting all  $w_k$  by  $f_k(w_1)$  with (19),  $k \in \tilde{\mathcal{N}}$ . Since  $f_k(w_1)$  is

an affine function of  $w_1$ , then  $\tilde{S}(w_1)$  is quadratic and concave at  $w_1$ , and the optimal solution  $w_1^*$  to **Problem (P5)** can be obtained by solving the following first-order optimality condition

$$\begin{aligned}
\nabla \tilde{S}(w_1) &= \nabla_1 S(\mathbf{w}) + \sum_{k \in \tilde{\mathcal{N}}} (\nabla_k S(\mathbf{w}) \nabla f_k(w_1)) \\
&= \nabla_1 S(\mathbf{w}) + \sum_{k \in \tilde{\mathcal{N}}} (\nabla_k S(\mathbf{w}) \frac{\mu_k}{\mu_1}) \\
&= \nabla_1 S(\mathbf{w}) + \sum_{k \in \tilde{\mathcal{N}}} (\nabla_k S(\mathbf{w}) \theta_k) \\
&= (\nabla S(\mathbf{w}))^T \boldsymbol{\eta} = 0,
\end{aligned} \tag{70}$$

where the first equality complies with the chain rule of composite differentiation and the second and third equalities are from the definition of  $\tilde{\boldsymbol{\mu}}$  in (21) and (22). On the other hand,  $w_1^*$  is a steady state of (26) means that there exists certain  $\mathbf{w}^*$  such that  $\xi(\mathbf{w}^*) = 0$ . By recalling formula (25), since  $\mu_1$  is nonzero, the solution to  $\xi(\mathbf{w}) = 0$  is identical to that to (70). This completes the proof.

## G Proof of Theorem 2

Inspired by [44], we define a fixed point contraction mapping  $\boldsymbol{\Gamma}(\tau) = (\Gamma_1(\tau), \dots, \Gamma_N(\tau))^T : [0, 1] \rightarrow \mathbb{R}^N$ , where

$$\boldsymbol{\Gamma}(\tau) = \tau \mathbf{w}^t + (1 - \tau) \mathbf{w}^* + \boldsymbol{\eta} \xi(\tau \mathbf{w}^t + (1 - \tau) \mathbf{w}^*), \tag{71}$$

with  $\mathbf{w}^* = (w_1^*, (\tilde{\mathbf{w}}^*)^T)^T$ . Define  $\theta_1 := 1$ , then (71) is equivalent to

$$\Gamma_l(\tau) = \tau w_l^t + (1 - \tau) w_l^* + \theta_l \xi(\tau \mathbf{w}^t + (1 - \tau) \mathbf{w}^*), l \in \mathcal{N}. \tag{72}$$

Then

$$\begin{aligned}
|\theta_l| |w_1^{t+1} - w_1^*| &= |w_l^{t+1} - w_l^*| \\
&= |\Gamma_l(1) - \Gamma_l(0)| = \left| \int_0^1 \frac{d\Gamma_l(\tau)}{d\tau} d\tau \right| \\
&\leq \int_0^1 \left| \frac{d\Gamma_l(\tau)}{d\tau} \right| d\tau \leq \max_{\tau \in [0,1]} \left| \frac{d\Gamma_l(\tau)}{d\tau} \right|,
\end{aligned} \tag{73}$$

where we use (29) and  $\xi(\mathbf{w}^*) = 0$ . Then, we have

$$\begin{aligned}
\left| \frac{d\Gamma_l(\tau)}{d\tau} \right| &= |(w_l^t - w_l^*) + \mu_1 \theta_l \sum_{l' \in \mathcal{N}} (\nabla_{1l'} S(\mathbf{v}^t(\tau))) \\
&\quad + \sum_{k' \in \tilde{\mathcal{N}}} \theta_{k'} \nabla_{k'l'} S(\mathbf{v}^t(\tau)) (w_{l'}^t - w_{l'}^*)|
\end{aligned}$$

$$\begin{aligned}
&= |(w_l^t - w_l^*) + \mu_1 \theta_l \sum_{l' \in \mathcal{N}} (\nabla_{1l'} S \\
&\quad + \sum_{k' \in \tilde{\mathcal{N}}} \theta_{k'} \nabla_{k'l'} S)(w_{l'}^t - w_{l'}^*)| \\
&= |\theta_l| |1 + \mu_1 \sum_{l' \in \mathcal{N}} \theta_{l'} (\nabla_{1l'} S + \sum_{k' \in \tilde{\mathcal{N}}} \theta_{k'} \nabla_{k'l'} S)| |w_1^t - w_1^*| \\
&= |\theta_l| |1 + \mu_1 \boldsymbol{\eta}^T \mathbf{H}_S \boldsymbol{\eta}| |w_1^t - w_1^*| \\
&:= \Lambda |\theta_l| |w_1^t - w_1^*|, \tag{74}
\end{aligned}$$

where  $\mathbf{v}^t(\tau) = \tau \mathbf{w}^t + (1 - \tau) \mathbf{w}^*$ ,  $\tau \in [0, 1]$ ,  $l \in \mathcal{N}$ . The second equality in (74) holds since the second-order (cross) derivatives of  $S$  are constant (see the proof of **Lemma 3**). The third equality holds with (29).

By (73), (74) and  $\boldsymbol{\eta}^T \mathbf{H}_S \boldsymbol{\eta} \neq 0$ , a sufficient condition of the convergence of  $w_l$  is  $|w_l^{t+1} - w_l^*| < |w_l^t - w_l^*|$ , which means  $|1 + \mu_1 \boldsymbol{\eta}^T \mathbf{H}_S \boldsymbol{\eta}| < 1$ ,  $l \in \mathcal{N}$ ,  $t = 0, 1, 2, \dots$ . Hence, the scalar  $\mu_1$  can be chosen in the range determined by

$$\mu_1 \boldsymbol{\eta}^T \mathbf{H}_S \boldsymbol{\eta} \in (-2, 0). \tag{75}$$

Based on (73)-(75), a linear convergence rate of  $\mathbf{w}^t$  can be obtained, since

$$|w_1^t - w_1^*| < \Lambda^t |w_1^0 - w_1^*|, \tag{76}$$

$$\begin{aligned}
|w_k^t - w_k^*| &= |\theta_k| |w_1^t - w_1^*| < \Lambda^t |\theta_k| |w_1^0 - w_1^*| \\
&= \Lambda^t |w_k^0 - w_k^*|, \tag{77}
\end{aligned}$$

$k \in \tilde{\mathcal{N}}$ ,  $t = 0, 1, \dots$ . This completes the proof.

## H Proof of Lemma 5

By (42),  $\bar{\xi}(\mathbf{w}^t)$  can be equivalently written as

$$\bar{\xi}(\mathbf{w}^t) = \nabla_1 S^t \mu_1^t + \frac{\sum_{k \in \tilde{\mathcal{N}}} (\nabla_k S^t)^2 \mu_1^t}{\nabla_1 S^t}. \tag{78}$$

**(Prove by Contradiction)** (i) Under the precondition  $\bar{\xi}(\mathbf{w}^t) \rightarrow 0$ , seen from (78), if  $\exists \kappa_1, \mu_1^t > 0$  such that  $|\nabla_1 S^t| \geq \kappa_1$ , then

$$\begin{aligned}
|\bar{\xi}(\mathbf{w}^t)| &= |\nabla_1 S^t| \mu_1^t + \frac{\sum_{k \in \tilde{\mathcal{N}}} (\nabla_k S^t)^2 \mu_1^t}{|\nabla_1 S^t|} \\
&\geq \kappa_1 \mu_1^t + \frac{\sum_{k \in \tilde{\mathcal{N}}} (\nabla_k S^t)^2 \mu_1^t}{|\nabla_1 S^t|} \\
&\geq \kappa_1 \mu_1^t, \tag{79}
\end{aligned}$$

which contradicts  $\bar{\xi}(\mathbf{w}^t) \rightarrow 0$ . Therefore,  $\nabla_1 S^t \rightarrow 0$ .

(ii) If  $\exists \kappa_2, \mu_1^t > 0$  such that  $|\nabla_{k'} S^t| \geq \kappa_2$  for certain  $k' \in \tilde{\mathcal{N}}$ , then

$$\begin{aligned}
|\bar{\xi}(\mathbf{w}^t)| &= |\nabla_1 S^t| \mu_1^t + \frac{\sum_{k \in \tilde{\mathcal{N}}} (\nabla_k S^t)^2 \mu_1^t}{|\nabla_1 S^t|} \\
&\geq |\nabla_1 S^t| \mu_1^t + \frac{\kappa_2^2 \mu_1^t}{|\nabla_1 S^t|} \\
&\geq \frac{\kappa_2^2 \mu_1^t}{|\nabla_1 S^t|} \rightarrow +\infty
\end{aligned} \tag{80}$$

with  $|\nabla_1 S^t| \rightarrow 0$  (by (i)), which contradicts  $\bar{\xi}(\mathbf{w}^t) \rightarrow 0$ . Therefore,  $|\nabla_{k'} S^t| \rightarrow 0, \forall k' \in \tilde{\mathcal{N}}$ .

By combining (i) and (ii), the proof is completed.

## I Proof of Theorem 3

By (45), we can have

$$\begin{aligned}
\mathbf{w}^{t+1} &= \mathbf{w}^t + \bar{\boldsymbol{\eta}}^t \bar{\xi}(\mathbf{w}^t) \\
&= \mathbf{w}^t + \mu_1^t \bar{\boldsymbol{\eta}}^t (\nabla S^t)^T \bar{\boldsymbol{\eta}}^t \\
&= \mathbf{w}^t + \mu_1^t \left(1, \frac{\nabla_2 S^t}{\nabla_1 S^t}, \dots, \frac{\nabla_N S^t}{\nabla_1 S^t}\right)^T \\
&\quad \cdot \left(\nabla_1 S^t + \frac{(\nabla_2 S^t)^2}{\nabla_1 S^t} + \dots + \frac{(\nabla_N S^t)^2}{\nabla_1 S^t}\right) \\
&= \mathbf{w}^t + \mu_1^t \left(1 + \left(\frac{\nabla_2 S^t}{\nabla_1 S^t}\right)^2 + \dots + \left(\frac{\nabla_N S^t}{\nabla_1 S^t}\right)^2\right) \nabla S^t \\
&= \mathbf{w}^t + \mu_1^t \|\bar{\boldsymbol{\eta}}^t\|^2 \nabla S^t.
\end{aligned} \tag{81}$$

By **Lemma 3**, we have that  $S$  is concave. To guarantee the convergence of (81), we choose a positive scalar  $\mu_1^t$  such that  $\mu_1^t \|\bar{\boldsymbol{\eta}}^t\|^2 = 1/L$ . Then, by [42, Th. 3.3], (81) is convergent. Note that the convergence of (81) implies that  $\nabla S^t \rightarrow \mathbf{0}_N$ , which is the first-order optimality condition of **Problem (P4)**. Hence, **Theorem 3** is proved.

## References

- [1] U. Energy, "Grid 2030-a national vision for electricity's second 100 years," *US Department Energy, Tech. Rep.*, 2003.
- [2] F. Shariatzadeh, P. Mandal, and A. K. Srivastava, "Demand response for sustainable energy systems: A review, application and implementation strategy," *Renewable and Sustainable Energy Reviews*, vol. 45, pp. 343–350, 2015.

- [3] V. M. Balijepalli, V. Pradhan, S. Khaparde, and R. Shereef, "Review of demand response under smart grid paradigm," in *ISGT2011-India*. IEEE, 2011, pp. 236–243.
- [4] J. Aghaei and M.-I. Alizadeh, "Demand response in smart electricity grids equipped with renewable energy sources: A review," *Renewable and Sustainable Energy Reviews*, vol. 18, pp. 64–72, 2013.
- [5] A. Crane and J. Desmond, "Societal marketing and morality," *European Journal of Marketing*, vol. 36, no. 5/6, pp. 548–569, 2002.
- [6] K. Ma, S. Hu, G. Hu, Y. Bai, J. Yang, C. Dou, and J. M. Guerrero, "Energy management considering unknown dynamics based on extremum seeking control and particle swarm optimization," *IEEE Transactions on Control Systems Technology*, 2019.
- [7] S. Bahrami and A. Sheikhi, "From demand response in smart grid toward integrated demand response in smart energy hub," *IEEE Transactions on Smart Grid*, vol. 7, no. 2, pp. 650–658, 2015.
- [8] P. Jacquot, O. Beaude, S. Gaubert, and N. Oudjane, "Analysis and implementation of an hourly billing mechanism for demand response management," *IEEE Transactions on Smart Grid*, vol. 10, no. 4, pp. 4265–4278, 2018.
- [9] M. Parvania, M. Fotuhi-Firuzabad, and M. Shahidehpour, "Optimal demand response aggregation in wholesale electricity markets," *IEEE Transactions on Smart Grid*, vol. 4, no. 4, pp. 1957–1965, 2013.
- [10] M. A. A. Pedrasa, T. D. Spooner, and I. F. MacGill, "Scheduling of demand side resources using binary particle swarm optimization," *IEEE Transactions on Power Systems*, vol. 24, no. 3, pp. 1173–1181, 2009.
- [11] Q. Zhou, L. Tesfatsion, C.-C. Liu, R. F. Chu, and W. Sun, "A nash approach to planning merchant transmission for renewable resource integration," *IEEE Transactions on Power Systems*, vol. 28, no. 3, pp. 2086–2100, 2013.
- [12] J. Knudsen, J. Hansen, and A. M. Annaswamy, "A dynamic market mechanism for the integration of renewables and demand response," *IEEE Transactions on Control Systems Technology*, vol. 24, no. 3, pp. 940–955, 2015.
- [13] M. Parvania, M. Fotuhi-Firuzabad, and M. Shahidehpour, "Iso's optimal strategies for scheduling the hourly demand response in day-ahead markets," *IEEE Transactions on Power Systems*, vol. 29, no. 6, pp. 2636–2645, 2014.

- [14] P. Samadi, A.-H. Mohsenian-Rad, R. Schober, V. W. Wong, and J. Jatskevich, "Optimal real-time pricing algorithm based on utility maximization for smart grid," in *Smart Grid Communications (Smart-GridComm), 2010 First IEEE International Conference on*. IEEE, 2010, pp. 415–420.
- [15] D. T. Nguyen, M. Negnevitsky, and M. De Groot, "Pool-based demand response exchange-concept and modeling," *IEEE Transactions on Power Systems*, vol. 26, no. 3, pp. 1677–1685, 2011.
- [16] J. Wang and G. Hu, "Composite optimization with coupling constraints via proximal gradient method in partially asynchronous networks," *arXiv preprint arXiv:2102.12816*, 2021.
- [17] M. Ye and G. Hu, "Game design and analysis for price-based demand response: An aggregate game approach," *IEEE Transactions on Cybernetics*, vol. 47, no. 3, pp. 720–730, 2016.
- [18] R. B. Myerson, *Game theory*. Harvard university press, 2013.
- [19] A. Masoumzadeh, E. Nekouei, and T. Alpcan, "Long-term stochastic planning in electricity markets under carbon cap constraint: A bayesian game approach," in *2016 IEEE Innovative Smart Grid Technologies-Asia (ISGT-Asia)*. IEEE, 2016, pp. 466–471.
- [20] K. Wang, Z. Ouyang, R. Krishnan, L. Shu, and L. He, "A game theory-based energy management system using price elasticity for smart grids," *IEEE Transactions on Industrial Informatics*, vol. 11, no. 6, pp. 1607–1616, 2015.
- [21] S. Wang, L. Du, J. Ye, and L. He, "Noncooperative social welfare optimization with resiliency against network anomaly," *IEEE Transactions on Industrial Informatics*, vol. 16, no. 4, pp. 2403–2412, 2019.
- [22] H. Zhang, D. Yue, C. Dou, K. Li, and X. Xie, "Event-triggered multi-agent optimization for two-layered model of hybrid energy system with price bidding-based demand response," *IEEE Transactions on Cybernetics*, 2019.
- [23] S. Chen and R. S. Cheng, "Operating reserves provision from residential users through load aggregators in smart grid: A game theoretic approach," *IEEE Transactions on Smart Grid*, vol. 10, no. 2, pp. 1588–1598, 2017.
- [24] Y. A. Korilis, A. A. Lazar, and A. Orda, "Achieving network optima using stackelberg routing strategies," *IEEE/ACM Transactions on Networking*, vol. 5, no. 1, pp. 161–173, 1997.

- [25] T. Roughgarden, “Stackelberg scheduling strategies,” *SIAM Journal on Computing*, vol. 33, no. 2, pp. 332–350, 2004.
- [26] P. Chakraborty and P. P. Khargonekar, “Flexible loads and renewable integration: Distributed control and price of anarchy,” in *52nd IEEE Conference on Decision and Control*. IEEE, 2013, pp. 2306–2312.
- [27] J. Wang, Y. Pang, and G. Hu, “Social profit optimization of competitive electricity market: A leader-following approach,” in *2019 Chinese Control Conference (CCC)*. IEEE, 2019, pp. 7494–7499.
- [28] R. A. Horn, R. A. Horn, and C. R. Johnson, *Matrix analysis*. Cambridge university press, 1990.
- [29] K. Sydsaeter, *Mathematics for economic analysis*. Pearson Education India, 2013.
- [30] J. Hlava and L. Tuma, “Electricity market model for demand response stability analysis based on structural approach to electricity price modelling,” in *PowerTech, 2015 IEEE Eindhoven*. IEEE, 2015, pp. 1–6.
- [31] S. Maharjan, Q. Zhu, Y. Zhang, S. Gjessing, and T. Basar, “Dependable demand response management in the smart grid: A stackelberg game approach,” *IEEE Transactions on Smart Grid*, vol. 4, no. 1, pp. 120–132, 2013.
- [32] E. Fanone, A. Gamba, and M. Prokopczuk, “The case of negative day-ahead electricity prices,” *Energy Economics*, vol. 35, pp. 22–34, 2013.
- [33] T. Başar and G. J. Olsder, *Dynamic noncooperative game theory*. SIAM, 1998.
- [34] E. Koutsoupias and C. Papadimitriou, “Worst-case equilibria,” in *Annual Symposium on Theoretical Aspects of Computer Science*. Springer, 1999, pp. 404–413.
- [35] P. Frihauf, M. Krstic, and T. Basar, “Nash equilibrium seeking in non-cooperative games,” *IEEE Transactions on Automatic Control*, vol. 57, no. 5, pp. 1192–1207, 2011.
- [36] H. Cai and G. Hu, “Distributed nonlinear hierarchical control of ac microgrid via unreliable communication,” *IEEE Transactions on Smart Grid*, vol. 9, no. 4, pp. 2429–2441, 2018.
- [37] J. Wang and G. Hu, “Distributed optimization with coupling constraints via dual proximal gradient method and its applications in asynchronous networks,” *arXiv preprint arXiv:2102.12797*, 2021.



- [38] S. Heim and G. Götz, “Do pay-as-bid auctions favor collusion? Evidence from Germany’s market for reserve power,” 2013.
- [39] S. Cui, Y.-W. Wang, J.-W. Xiao, and N. Liu, “A two-stage robust energy sharing management for prosumer microgrid,” *IEEE Transactions on Industrial Informatics*, vol. 15, no. 5, pp. 2741–2752, 2018.
- [40] L. Ma, N. Liu, J. Zhang, W. Tushar, and C. Yuen, “Energy management for joint operation of chp and pv prosumers inside a grid-connected microgrid: A game theoretic approach,” *IEEE Transactions on Industrial Informatics*, vol. 12, no. 5, pp. 1930–1942, 2016.
- [41] G. Savard and J. Gauvin, “The steepest descent direction for the nonlinear bilevel programming problem,” *Operations Research Letters*, vol. 15, no. 5, pp. 265–272, 1994.
- [42] S. Bubeck, “Convex optimization: Algorithms and complexity,” 2015.
- [43] S. Boyd, S. P. Boyd, and L. Vandenberghe, *Convex optimization*. Cambridge university press, 2004.
- [44] K. Ma, G. Hu, and C. J. Spanos, “Distributed energy consumption control via real-time pricing feedback in smart grid,” *IEEE Transactions on Control Systems Technology*, vol. 22, no. 5, pp. 1907–1914, 2014.