

Information Discrepancy in Strategic Learning

Yahav Bechavod* Chara Podimata† Zhiwei Steven Wu‡ Juba Ziani§

February 28, 2025

Abstract

We study the effects of information discrepancy across sub-populations on their ability to simultaneously improve their features in strategic learning settings. Specifically, we consider a game where a principal deploys a decision rule in an attempt to optimize the whole population’s welfare, and agents strategically adapt to it to receive better scores. Inspired by real-life settings, such as loan approvals and college admissions, we remove the typical assumption made in the strategic learning literature that the decision rule is fully known to the agents, and focus on settings where it is inaccessible. In their lack of knowledge, individuals try to infer this rule by learning from their peers (e.g., friends and acquaintances who previously applied for a loan), naturally forming groups in the population, each with possibly different type and level of information about the decision rule. In our equilibrium analysis, we show that the principal’s decision rule optimizing the welfare across subgroups may cause a surprising negative externality; the true quality of some of the subgroups can actually *deteriorate*. On the positive side, we show that in many natural cases, optimal improvement is guaranteed simultaneously for all subgroups in equilibrium. We also characterize the disparity in improvements across subgroups via a measure of their informational overlap. Finally, we complement our theoretical analysis with experiments on real-world datasets.

*School of Computer Science and Engineering, The Hebrew University. Email: yahav.bechavod@cs.huji.ac.il.

†School of Engineering and Applied Sciences, Harvard University. Email: podimata@g.harvard.edu.

‡School of Computer Science, Carnegie Mellon University. Email: zstevenwu@cmu.edu.

§Warren Center for Network and Data Sciences, University of Pennsylvania. Email: jziani@seas.upenn.edu.

1 Introduction

Machine learning algorithms are increasingly used to make consequential decisions across a variety of domains, including loan approvals, college admissions, probation qualifications, and hiring. Given the high stakes of these decisions, individuals are incentivized to invest efforts in changing their attributes to get more favorable decisions (e.g., loan qualifications). This *strategic* change is governed by an underlying *utility* function measuring the trade-offs between obtaining a better outcome and investing effort to do so. In light of this, there is a growing literature on *strategic learning* that studies the interaction between decision-making algorithms and *strategic* individuals (*aka* agents).

Models in the strategic learning literature typically make a *full transparency* assumption—that is, the agents *fully observe* the deployed scoring or decision rule [20, 15, 12, 6, 39, 25, 29]. In the credit score example, this translates to assuming that the agents know the credit scoring rule deployed in full detail. However, in reality, such full-transparency assumption is *far-fetched*. Since credit scoring rules are often proprietary, banks or financial agencies rarely make their machine learning model fully transparent to outsiders. Instead, they may only provide some *labeled examples* (e.g., past applicants granted loans) or *explanations* (e.g., ways to improve one’s credit score).

As the actual scoring rule in place is not directly observable, agents naturally attempt to infer it using other sources of information, which may differ greatly across different individuals. This is the case when the population is naturally clustered (due to e.g., their demographic, geographic, and cultural differences) and people have the tendency of *observation learning* [5, 4]—that is, agents learn by observing others within their communities. For example, when applying for a loan at a specific bank, individuals may learn from the past experiences of their peers/friends (i.e., their applications and loan decisions) in order to gauge the decision rule. As a result, individuals from different peer-networks may form different ideas about the decision rule, which can lead to disparities in strategic investments and outcomes. To make things worse, there is often a regulatory requirement that the *same* decision rule be used on all subgroups (due to e.g., the risk of redlining [26]) and thus, the decision-maker cannot use group-specific decision rules to mitigate the adverse effects of information discrepancy.

Our goal is to study the societal impact that a benevolent decision-maker (henceforth referred to as *principal*) has on the welfare of the different subgroups given the information discrepancy that arises due to observation learning. We think of the welfare as a measure of the quality improvement that the agents experience (e.g., the amount by which their creditworthiness actually increases by participating in this game). Our work introduces the first framework to study information discrepancies in the context of strategic learning, concurrently and independently with Ghalme et al. [17].¹

1.1 Our Contributions

Equilibrium Model. We propose a novel model for the interaction of the principal and the agents from different subgroups when there is information discrepancy on the principal’s scoring rule (Sec. 2). Based on our model, we show how the agents of different subgroups use observation

¹However, the considerations of the two papers are orthogonal, please see the Related Work (Sec. 1.2).

learning to learn from their peer-networks and compute the closed-form solutions for them and the principal (Sec. 3).

Cross-Subgroup Improvement. Our study focuses on measuring the disparities in the true quality improvement across subgroups in the equilibrium where the principal optimizes the average welfare across subgroups. We begin by proving a surprising and worrisome negative externality; even when the principal optimizes for the sum of the subgroups’ average welfare, some of the subgroups may in fact suffer a *deterioration* in their true “quality” or label, even after best responding. Fortunately, we show that true improvement is guaranteed for all subgroups under *moderate* conditions, e.g. when they have similar—but *not necessarily identical*—costs for effort exertion or when the informational overlap between them is minimal (Sec. 4.1). Next, we show that abstracting away from cost discrepancies in altering their features, the cross-subgroup total improvement disparity is in the worst case upper bounded by the subgroups’ informational overlap on the principal’s decision rule and prove the conditions for this disparity to vanish (Sec. 4.2). To further address cases where this disparity does not vanish, we show that under moderate conditions we can guarantee that each subgroups reaches their *optimal* improvement (Sec. 4.3). We conclude our theoretical analysis by showing how similar conclusions can be drawn even if the principal is a learner who does not originally know the properties of the agents’ subgroups but has to *learn* them instead (Sec. A).

Empirical Evaluation. We empirically evaluate our findings on two real-world datasets that are commonly used in the literature; the TAIWAN-CREDIT and the ADULT dataset. Our experiments complement and validate our theoretical results in settings not fully characterized by our theoretical conditions on subgroups’ informational overlap (Sec. 5). s a closed-form solution that it relates it to \mathbf{w} . \mathbf{w} that *maximizes the social welfare* of the total population.

1.2 Related Work

Our work is primarily related to three strands of literature. The first one advocates that changes in the original inputs of the agents are considered “gaming”, hence the learner wants to construct algorithms that are robust to such behavior. Drawing intuition from the mechanism design literature, the robustness desideratum has taken two forms: strategyproofness (i.e., the agent’s best-response is always their true input) [31, 32, 33, 37, 14, 11, 38, 16] and incentive-awareness (i.e., the agent’s best-response can be different from their input, but the algorithm accounts for this strategizing) [13, 8, 20, 15, 12, 1, 40, 27, 23, 9]. In our work there is no “robustness” consideration. In a concurrent and independent work, Ghalme et al. [17] also study non-transparency in strategic classification; they define and characterize the “price of opacity”, and show conditions under which fully transparent classifiers are the recommended policy. Our work is orthogonal in that we study the *societal implications* of “opacity”. When the learner optimizes for robustness to strategic behavior, the deployed algorithm has disparate impact on different subgroups of the population [25, 35]. Braverman and Garg [7] consider the societal impact of introducing randomized or noisy classifiers to mitigate inequalities, but only focus on a single-dimensional case. In our work, we also consider the disparate impact of the algorithm to the different subgroups, but the primary source of inequality is the information discrepancy on the principal’s algorithm, which in turn depends on the agent’s subgroup.

The second strand of literature advocates that machine learning algorithms should incentivize “good” strategic behavior (*aka improvements*) [29, 42, 28, 41, 30, 19, 2, 10, 18]. Our work is most

closely related to [30, 19, 18].

Liu et al. [30] study the long-term impact of strategic learning to different subgroups, but they focus on decision rules that are fully known to the agents. Haghtalab et al. [19] study social welfare maximization when the learner does not have full knowledge of the feature space of the agents, contrary to our model where the information discrepancies appear on the agents’ side. Gupta et al. [18] minimize the difference in recourse across subgroups, while maintaining accuracy guarantees for the classifier, whereas we focus on a principal optimizing the social welfare.

The third strand concerns causality in strategic learning ([34, 6, 39] and more broadly [36]), where the learner wishes to learn the causal relationship between the agents’ features and their labels/scores by leveraging the agents’ strategic behavior. Importantly, in our setting, even if the principal knows the causal relationship perfectly, the disparate impact from the algorithm may still be unavoidable.

Finally, our work has connections with works studying social welfare in the fairness literature [21, 22, 24]. Heidari et al. [21] propose incorporating social welfare considerations to the standard loss minimization goal of machine learning. We instead give theoretical guarantees on the disparate impact that information discrepancy has, even if the principal is *optimizing* for the social welfare. Hu and Chen [24] study the social welfare implications that result from a fair classification algorithm. Heidari et al. [22] also study how agents in different subgroups invest their efforts through observation learning within their groups. In our case, the agents perform a different type of observation learning, as they try to infer the parameters in the deployed scoring rule. In comparison, there is a model behavior within each subgroup that the agents imitate. Additionally, our focus is on the improvement across different groups, whereas their focus is on how effort gets distributed unevenly across groups.

2 Model and Preliminaries

We study a Stackelberg game between a *principal* and a population of *agents* comprised of m subgroups with different distributions over the feature space $\mathcal{X} \subseteq \mathbb{R}^d$. We focus on the case $m = 2$ for clarity, but our results extend to arbitrary m . Let the subgroups be G_1 and G_2 , with associated distributions of feature vectors \mathcal{D}_1 and \mathcal{D}_2 respectively over \mathcal{X} . Let $\mathcal{S}_1, \mathcal{S}_2$ be the subspaces defined by the supports of $\mathcal{D}_1, \mathcal{D}_2$. Let $\Pi_1, \Pi_2 \in \mathbb{R}^{d \times d}$ be the orthogonal projection matrices onto subspaces $\mathcal{S}_1, \mathcal{S}_2$ respectively. Let $\mathbf{w}^* \in \mathbb{R}^d$ denote the *ground truth*² linear assessment rule (which is *known* to the principal through past observations): i.e., for a feature vector \mathbf{x} , the corresponding agent’s expected *true* “quality” is given by $\mathbb{E}[y \mid \mathbf{x}] = \langle \mathbf{w}^*, \mathbf{x} \rangle$.

The principal deploys a linear scoring rule $\mathbf{w} \in \mathbb{R}^d$. Agent i from subgroup g draws private feature vector $\mathbf{x}_{g,i} \sim \mathcal{D}_g$. Initially, agents from both subgroups have no information regarding \mathbf{w} , so they simply report $\mathbf{x}_{g,i}$ to the principal and receive scores $\hat{y}_{g,i} = \langle \mathbf{w}, \mathbf{x}_{g,i} \rangle$. After enough agents from both subgroups have received scores for their reported features, the remaining agents use this past information (i.e., feature-predicted score tuples) to appropriately alter their feature vectors from $\mathbf{x} \sim \mathcal{D}_g$ to $\hat{\mathbf{x}}(\mathbf{x}; g)$. Knowing that the ground truth assessment rule together with the scoring rule that the principal deploys are *linear*, and given the fact that they are risk-averse, agents perform

²While \mathbf{w}^* is optimal for prediction accuracy, it may not be the one maximizing the welfare across groups.

empirical risk minimization³ (ERM) on the peer-dataset comprised of the first unmodified $N_g \in \mathbb{R}_+$ samples $S_g = \{(\mathbf{x}_{g,i}, \hat{y}_{g,i})\}_{i \in [N_g]}$ to compute an estimate $\mathbf{w}_{\text{est}}(g)$ of the deployed scoring rule \mathbf{w} . Given original features \mathbf{x} and estimation rule $\mathbf{w}_{\text{est}}(g)$, each (myopically rational) agent chooses $\hat{\mathbf{x}}(\mathbf{x}; g)$ as the \mathbf{x}' that optimizes their underlying utility function,⁴ defined as

$$u(\mathbf{x}, \mathbf{x}'; g) = \text{Score}(\mathbf{x}'; g) - \text{Cost}(\mathbf{x}, \mathbf{x}'; g) \quad (1)$$

where $\text{Score}(\mathbf{x}'; g) = \langle \mathbf{w}_{\text{est}}(g), \mathbf{x}' \rangle$ is the estimate⁵ value the agent derives for reporting feature vector \mathbf{x}' and $\text{Cost}(\mathbf{x}, \mathbf{x}'; g) = \frac{1}{2}(\mathbf{x}' - \mathbf{x})^\top A_g(\mathbf{x}' - \mathbf{x})$ is the agent's cost for modifying vector \mathbf{x} into \mathbf{x}' . We call $A_g \in \mathbb{R}^{d \times d}$ the *cost matrix* for group g , and assume it is *positive definite* (PD).⁶ Due to not restricting A_g further, this cost function family is rather large and encapsulates some cost functions used in the literature on strategic classification (see e.g., [15, 1]).⁷

At a high level, the utility in Eq. (1) captures the “net gains” that an agent obtains from spending effort to report \mathbf{x}' , rather than \mathbf{x} . Since $\hat{\mathbf{x}}(\mathbf{x}; g)$ is the best response coming from Eq. (1), then $\hat{\mathbf{x}}(\mathbf{x}; g) = \arg \max_{\mathbf{x}' \in \mathcal{X}} u(\mathbf{x}, \mathbf{x}'; g)$. As we show in Section 3 the best response $\hat{\mathbf{x}}(\mathbf{x}; g)$ takes the form $\mathbf{x} + \Delta_g(\mathbf{w})$ for a “movement” function⁸ $\Delta_g(\mathbf{w})$ to be specified shortly. Putting everything together, Protocol 1 summarizes the principal-agent interaction. When it comes to the principal's behavior,

Protocol 1: Principal-Agent Interaction Protocol

- 1 Nature decides the ground truth assessment function \mathbf{w}^* .
 - 2 Learner deploys score rule $\mathbf{w} \in \mathbb{R}^d$ (solution to Eq. (2)), but does *not* directly reveal it to the agents.
 - 3 Agents from subgroup $g \in \{1, 2\}$ draw their (private) feature vectors $\mathbf{x} \sim \mathcal{D}_g$.
 - 4 Given peer-dataset S_g , (private) feature vector \mathbf{x} , utility function $u(\mathbf{x}, \mathbf{x}'; g)$, the agents *best-respond* with feature vector $\hat{\mathbf{x}}(\mathbf{x}; g) = \arg \max_{\mathbf{x}' \in \mathcal{X}} u(\mathbf{x}, \mathbf{x}'; g)$.
-

we posit that the principal's objective is to maximize the agents' average social welfare across groups (“social welfare” for short), defined as the sum over groups of the average—over agents—and expected—over the randomness of the labels—improvement of their true (as measured by \mathbf{w}^*) labels, after they best-respond. I.e., the principal deploys the equilibrium scoring rule \mathbf{w}_{SW} :

$$\mathbf{w}_{\text{SW}} = \arg \max_{\mathbf{w}': \|\mathbf{w}'\|_2 \leq 1} \text{SW}(\mathbf{w}') = \arg \max_{\mathbf{w}': \|\mathbf{w}'\|_2 \leq 1} \sum_{g \in \{1, 2\}} \mathbb{E}_{\mathbf{x} \sim \mathcal{D}_g} [\langle \hat{\mathbf{x}}(\mathbf{x}; g), \mathbf{w}^* \rangle] \quad (2)$$

Our goal in this paper is to study the *true improvement* among subgroups when there is information discrepancy, *at a Stackelberg equilibrium* of our game. In other words, the principal and the agents best respond to each other, with the principal acting first and committing to a rule in anticipation of the strategic best responses of the agents. We quantify our study of true improvement based on two notions: *total* true improvement and *per-unit* true improvement.

³This is a natural choice given that the agents are risk-averse, fully rational, and have no other information.

⁴Note that this is standard utility function used in the literature on strategic classification (see e.g., [15, 12]).

⁵The actual value that the agent derives by reporting \mathbf{x}' is the outcome $\langle \mathbf{w}^*, \mathbf{x}' \rangle$. But \mathbf{w}^* is never revealed to the agent; the only information that she has is the estimate for the principal's \mathbf{w} .

⁶In turn, one can write $\text{Cost}(\mathbf{x}, \mathbf{x}'; g) = \frac{1}{2} \|\sqrt{A_g}(\mathbf{x}' - \mathbf{x})\|_2^2$ noting that $\sqrt{A_g}$ is well-defined.

⁷This functional form is one of the simplest ways to model important practical situations in which features can be modified in a correlated manner, and investing in one feature may lead to changes in other features.

⁸The use of \mathbf{w} as an argument of $\Delta_g(\cdot)$ is a slight abuse of notation, which will only be used in our analysis. The agents do not have direct access to \mathbf{w} .

Definition 2.1. For rule $\tilde{\mathbf{w}} \in \mathbb{R}^d$, we define the total true improvement for subgroup g as:

$$\mathcal{I}_g(\tilde{\mathbf{w}}) = \langle \hat{\mathbf{x}}(\mathbf{x}; g), \mathbf{w}^* \rangle - \langle \mathbf{x}, \mathbf{w}^* \rangle = \langle \mathbf{x} + \Delta_g(\tilde{\mathbf{w}}), \mathbf{w}^* \rangle - \langle \mathbf{x}, \mathbf{w}^* \rangle = \langle \Delta_g(\tilde{\mathbf{w}}), \mathbf{w}^* \rangle.$$

For the same rule, we define the per-unit true improvement for subgroup g as:

$$\mathbf{u}\mathcal{I}_g(\tilde{\mathbf{w}}) = \mathcal{I}_g\left(\frac{\Pi_g \tilde{\mathbf{w}}}{\|\Pi_g \tilde{\mathbf{w}}\|_2}\right) = \left\langle \Delta_g\left(\frac{\Pi_g \tilde{\mathbf{w}}}{\|\Pi_g \tilde{\mathbf{w}}\|_2}\right), \mathbf{w}^* \right\rangle.$$

The usefulness of defining the total true improvement as one of our measures is clear. The per-unit true improvement only considers the part of the deployed scoring rule that belongs in the relevant subspace of each subgroup, and measures how efficient the direction of this rule projected onto the relevant subspace is at inducing improvement for the subgroup.

We focus on three objectives for the two subgroups: *do-no-harm*, *equality*, and *optimality*.

Definition 2.2 (Do-No-Harm). A rule $\tilde{\mathbf{w}}$ causes no harm for subgroup g if $\mathcal{I}_g(\tilde{\mathbf{w}}) \geq 0$.

Definition 2.3 (Equality). A rule $\tilde{\mathbf{w}}$ enforces subgroup-equality if: $\mathcal{I}_1(\tilde{\mathbf{w}}) = \mathcal{I}_2(\tilde{\mathbf{w}})$.

Definition 2.4 (Optimality). A rule \mathbf{w}' enforces g 's subgroup-optimality if: $\mathbf{w}' = \arg \max_{\tilde{\mathbf{w}}} \mathbf{u}\mathcal{I}_g(\tilde{\mathbf{w}})$.

Optimality of the per-unit true improvement is equivalent to guaranteeing for a rule \mathbf{w} that no other \mathbf{w}' for which $\|\Pi_g \mathbf{w}'\|_2 \leq \|\Pi_g \mathbf{w}\|_2$, can induce greater improvement than \mathbf{w} does in group g .

Based on these objectives, we quantify how much the equilibrium play in this strategic interaction exacerbates inequalities between the subgroups due to their information discrepancies, even in the best-case scenario, where the principal is optimizing the population's average welfare across groups.

3 Equilibrium Computation

In this section, we compute the equilibrium strategies. We first compute the agents' estimate rules ($\mathbf{w}_{\text{est}}(g)$), given limited amount of information from their own subgroup. Then, we derive the closed form of the agents' best-response $\hat{\mathbf{x}}(\mathbf{x}; g)$. Finally, we explain how $\mathbf{w}_{\text{est}}(g)$ and $\hat{\mathbf{x}}(\mathbf{x}; g)$ affect the principal's optimization problem of Eq. (2). The proofs of the section can be found in Appendix B.

3.1 Computing an Estimate for the Principal's Score Rule

Recall that the agents run ERM on the peer dataset S_g to derive proxy \mathbf{w}_{est} . We posit that the agents are *risk averse* —that is, they prefer “certain” outcomes, rather than betting on uncertain ones. In our setting, this corresponds to the agents taking the *minimum norm* ERM to break ties, since the agents only want to move in the direction that can surely improve their outcome. In contrast, if the agents invest their effort according to an estimate that is not the minimum norm ERM, then they may not improve their outcome further but still incur a cost. Formally, the agents compute $\mathbf{w}_{\text{est}}(g)$ as follows:

$$\mathbf{w}_{\text{est}}(g) = \arg \min_{\tilde{\mathbf{w}} \in W} \|\tilde{\mathbf{w}}\|_2^2, \text{ such that } W = \left\{ w : w = \arg \min_{\mathbf{w}'} \sum_{i \in [N_g]} \left(\mathbf{x}_{g,i}^\top \mathbf{w}' - \hat{y}_{g,i} \right)^2 \right\} \quad (3)$$

When agents use ERM, we can state in closed form their estimate rule.

Lemma 3.1. *Agents from subgroup g using ERM compute the estimate rule $\mathbf{w}_{\text{est}}(g) = \Pi_g \mathbf{w}$.*

Proof of Lemma 3.1. We first identify the rules $\tilde{\mathbf{w}}$ that are the solutions of the error minimization part of Eq. (3):

$$\tilde{\mathbf{w}} = \arg \min_{\mathbf{w}'} \sum_{i \in [N_g]} \left(\mathbf{x}_{g,i}^\top \mathbf{w}' - \hat{y}_{g,i} \right)^2 = \arg \min_{\mathbf{w}'} \underbrace{\sum_{i \in [N_g]} \left((\Pi_g \mathbf{x}_{g,i})^\top \mathbf{w}' - \hat{y}_{g,i} \right)^2}_{f(\mathbf{w}')} \quad (4)$$

where the second equation is due to the fact that since $\forall \mathbf{x}_{g,i} \sim \mathcal{D}_g$, it holds that $\Pi_g \mathbf{x}_{g,i} = \mathbf{x}_{g,i}$. To solve the minimization problem of Eq. (4), we take the first order conditions, so at the optimal $\tilde{\mathbf{w}}$:

$$\nabla f(\tilde{\mathbf{w}}) = 0 \Leftrightarrow 2 \sum_{i \in [N_g]} (\Pi_g \mathbf{x}_{g,i}) \left((\Pi_g \mathbf{x}_{g,i})^\top \tilde{\mathbf{w}} - \hat{y}_{g,i} \right) = 0 \quad (5)$$

Now, $\tilde{\mathbf{w}} = \Pi_g \mathbf{w}$ is one of the solutions of Eq. (5), since $\hat{y}_{g,i} = (\Pi_g \mathbf{x}_{g,i})^\top \mathbf{w} = (\Pi_g \mathbf{x}_{g,i})^\top \Pi_g \mathbf{w}$. Next, we argue that due to the norm-minimization rule we use for tie-breaking, it is also the *unique* solution. To do so, let $\tilde{\mathbf{w}}$ be a norm-minimizing solution of Eq. (5), and write $\tilde{\mathbf{w}} = \Pi_g \mathbf{w} + \mathbf{x}'$, where \mathbf{x}' is an arbitrary vector; note that this is without loss of generality. We can write $\tilde{\mathbf{w}} = \Pi_g \mathbf{w} + \Pi_g \mathbf{x}' + \Pi_g^\perp \mathbf{x}'$ (where $\Pi_g^\perp \mathbf{x}'$ is the projection of \mathbf{x}' in the orthogonal subspace of \mathcal{S}_g). Now, note that $\Pi_g \tilde{\mathbf{w}} = \Pi_g \mathbf{w} + \Pi_g \mathbf{x}' + \Pi_g \Pi_g^\perp \mathbf{x}' = \Pi_g \mathbf{w} + \Pi_g \mathbf{x}'$ is also a solution to Eq. (5), as

$$\begin{aligned} \sum_{i \in [N_g]} (\Pi_g \mathbf{x}_{g,i}) \left((\Pi_g \mathbf{x}_{g,i})^\top \Pi_g \tilde{\mathbf{w}} - \hat{y}_{g,i} \right) &= \sum_{i \in [N_g]} (\Pi_g \mathbf{x}_{g,i}) \left(\mathbf{x}_{g,i}^\top \Pi_g^\top \Pi_g \tilde{\mathbf{w}} - \hat{y}_{g,i} \right) \\ &= \sum_{i \in [N_g]} (\Pi_g \mathbf{x}_{g,i}) \left(\mathbf{x}_{g,i}^\top \Pi_g \tilde{\mathbf{w}} - \hat{y}_{g,i} \right), \end{aligned}$$

where the last step is due to the fact that Π_g represents an orthogonal projection, hence $\Pi_g^\top = \Pi_g$ and $\Pi_g \Pi_g = \Pi_g$. Further, if $\Pi_g^\perp \mathbf{x}' \neq 0$, we have that

$$\|\tilde{\mathbf{w}}\|_2 = \|\Pi_g \mathbf{w} + \Pi_g \mathbf{x}'\|_2 + \|\Pi_g^\perp \mathbf{x}'\|_2 > \|\Pi_g \mathbf{w} + \Pi_g \mathbf{x}'\|_2 = \|\Pi_g \tilde{\mathbf{w}}\|_2$$

by orthogonality of $\Pi_g (\mathbf{w} + \mathbf{x}')$ and $\Pi_g^\perp \mathbf{x}'$. This contradicts the fact that $\tilde{\mathbf{w}}$ is a norm-minimizing solution of Eq. (5). Therefore, we have $\tilde{\mathbf{w}} = \Pi_g \mathbf{w} + \Pi_g \mathbf{x}'$.

Using this together with $\hat{y}_{g,i} = (\Pi_g \mathbf{x}_{g,i})^\top \Pi_g \mathbf{w}$, the left-hand side of Eq. (5) becomes:

$$\begin{aligned} \sum_{i \in [N_g]} (\Pi_g \mathbf{x}_{g,i}) \left((\Pi_g \mathbf{x}_{g,i})^\top \Pi_g \mathbf{w} + (\Pi_g \mathbf{x}_{g,i})^\top \Pi_g \mathbf{x}' - (\Pi_g \mathbf{x}_{g,i})^\top \Pi_g \mathbf{w} \right) \\ = \sum_{i \in [N_g]} (\Pi_g \mathbf{x}_{g,i}) (\Pi_g \mathbf{x}_{g,i})^\top \mathbf{x}' \end{aligned} \quad (6)$$

where the last equality comes from the fact that $\Pi_g \Pi_g^\perp = 0_{d \times d}$. We next prove a technical lemma.

Lemma 3.2. *Let $Z \triangleq \sum_{i \in [N_g]} (\Pi_g \mathbf{x}_{g,i}) (\Pi_g \mathbf{x}_{g,i})^\top$ be full-rank in subspace \mathcal{S}_g . Then, for any vector $\mathbf{x}' \in \mathbb{R}^d$ it holds that $Z (\Pi_g \mathbf{x}') = 0$ if and only if $\Pi_g \mathbf{x}' = 0$.*

Proof of Lemma 3.2. If $\Pi_g \mathbf{x}' = 0$ then, it holds that $Z(\Pi_g \mathbf{x}') = 0$. So, assume that $Z(\Pi_g \mathbf{x}') = 0$.

Let $r = \text{rank}(\mathcal{S}_g)$ (hence, $r = \text{rank}(Z)$). Let us denote by v_1, \dots, v_r the eigenvectors of Z corresponding to eigenvalues $\lambda_1, \dots, \lambda_r$ for which $\lambda_i > 0, \forall i \in [r]$; note that (v_1, \dots, v_r) span \mathcal{S}_g . For the rest of the eigenvalues (i.e., $i \in [r+1, d], \lambda_i = 0$) the remaining eigenvectors are denoted as v_{r+1}, \dots, v_d . Without loss of generality, we take v_i to have norm 1 for all i ; since Z is a symmetric matrix, (v_1, \dots, v_r) is an orthonormal basis for \mathcal{S}_G and (v_1, \dots, v_d) is an orthonormal basis for \mathbb{R}^d .

Let V denote the $d \times d$ matrix $[v_1^\top \ v_2^\top \ \dots \ v_d^\top]$ that is the change of basis that transforms the standard basis into (v_1, \dots, v_d) . By orthonormality of (v_1, \dots, v_d) , V is unitary (i.e., $V^\top V = \mathbb{I}$). In turn,

$$Z = (\Pi_g \mathbf{x}') = V^\top V Z V^\top V \Pi_g \mathbf{x}' \quad (7)$$

Let us define matrices $P_1 = V Z V^\top$ and $P_2 = V \Pi_g \mathbf{x}'$. P_1 is a diagonal matrix having $\lambda_1, \dots, \lambda_d$ on the diagonal (and hence, it only has positive values until row r and 0's for rows in $\{r+1, d\}$). Also,

$$P_2 = V \Pi_g \mathbf{x}' = [a_1 \ \dots \ a_r \ 0 \ \dots \ 0]^\top, \text{ where } a_i = v_i^\top (\Pi_g \mathbf{x}').$$

Substituting the values of P_1, P_2 in Eq. (7) we have that:

$$Z(\Pi_g \mathbf{x}') = V^\top [\lambda_1 a_1 \ \dots \ \lambda_r a_r \ 0 \ \dots \ 0]^\top$$

But $Z(\Pi_g \mathbf{x}') = 0$ if and only if $\lambda_i a_i = 0, \forall i \in [r]$, because V is invertible. Since $\lambda_i > 0$ for $i \in [r]$, it must be that $a_i = 0$. Since then, $V \Pi_g \mathbf{x}' = 0$ and V is invertible, this implies that $\Pi_g \mathbf{x}' = 0$. ■

Defining Z as $Z = \sum_{i \in [N_g]} (\Pi_g \mathbf{x}_{g,i}) (\Pi_g \mathbf{x}_{g,i})^\top$,⁹ then from Lemma 3.2, Eq. (6) is equal to 0 if and only if $\Pi_g \mathbf{x}' = 0$. This directly yields $\tilde{\mathbf{w}} = \Pi_g \mathbf{w} + \Pi_g \mathbf{x}' = \Pi_g \mathbf{w}$. ■

3.2 Closed Form of the Agent's Best-Response

Slightly abusing notation, the agents' value function becomes: $\text{Score}(\mathbf{x}, \mathbf{x}'; g) = \langle \mathbf{w}_{\text{est}}(g), \mathbf{x}' \rangle$, which is equal to $\langle \Pi_g \mathbf{w}, \mathbf{x}' \rangle$ from Lemma 3.1.

So their utility function (Eq. (1)) takes the form:

$$u(\mathbf{x}, \mathbf{x}'; g) = \langle \Pi_g \mathbf{w}, \mathbf{x}' \rangle - \frac{1}{2} \left\| \sqrt{A_g} (\mathbf{x}' - \mathbf{x}) \right\|^2 \quad (8)$$

Lemma 3.3. *The best-response of an agent from subgroup g with feature vector \mathbf{x} is: $\hat{\mathbf{x}}(\mathbf{x}; g) = \mathbf{x} + A_g^{-1} \Pi_g \mathbf{w} \triangleq \mathbf{x} + \Delta_g(\mathbf{w})$.*

In equilibrium, the principal *knows* that the agent's best-response as a function of their private feature vector \mathbf{x} is given by Lemma 3.3. We use this next when solving the principal's optimization problem.

⁹Given enough samples from the peer dataset (i.e., a large enough N_g), one can guarantee that Z is full rank.

3.3 The Principal's Chosen Scoring Rule in Equilibrium

Using the fact that the principal can compute $\Delta_g(\mathbf{w})$ for any subgroup g , we can obtain a closed form solution for the principal's chosen rule \mathbf{w} (i.e., the solution to Eq. (2)).

Lemma 3.4. *The principal's score rule that maximizes the social welfare in equilibrium is:*

$$\mathbf{w}_{\text{SW}} = \frac{(\Pi_1 A_1^{-1} + \Pi_2 A_2^{-1}) \mathbf{w}^*}{\|(\Pi_1 A_1^{-1} + \Pi_2 A_2^{-1}) \mathbf{w}^*\|} \quad (9)$$

Using the same techniques, we can also make the following claim for the principal, which is useful in connecting the true improvement that a subgroup experiences when the principal chooses \mathbf{w} to maximize the social welfare of a particular subgroup g .

Lemma 3.5. *The score rule maximizing the social welfare of subgroup g is: $\mathbf{w}_g = \frac{(A_g^{-1} \Pi_g)^\top \mathbf{w}^*}{\|(A_g^{-1} \Pi_g)^\top \mathbf{w}^*\|}$.*

4 Equilibrium Analysis

In this section, we study the societal impact of the equilibrium strategies of the principal and the agents computed in Section 3, in terms of the disparities in the resulting improvement across the different subgroups. We do so by examining the feasibility of each of the objectives of cross-subgroup improvement previously introduced in Section 2. Throughout, we make the technical assumption that $(A_1^{-1} \Pi_1 + A_2^{-1} \Pi_2)^\top \mathbf{w}^* \neq 0$, since if the latter is an equality, then the objective of Eq. (17) is always 0. The proofs of the results we present can be found in Appendix C.

4.1 Do-No-Harm

When the benevolent principal deploys an equilibrium rule maximizing the social welfare of the population, one could expect that this rule does not cause any negative externality (i.e., outcome deterioration). Surprisingly, this is not the case in general, as we present in the following example.¹⁰

Example 4.1. *Assume that the cost and the projection matrices for the two subgroups are:*

$$A_1 = \begin{bmatrix} 1 & 2 \\ 2 & 5 \end{bmatrix}, \quad A_2 = 4 \begin{bmatrix} 1 & -1 \\ -1 & 2 \end{bmatrix}, \quad \Pi_1 = \frac{1}{2} \begin{bmatrix} 1 & -1 \\ -1 & 1 \end{bmatrix} \quad \text{and} \quad \Pi_2 = \begin{bmatrix} 1 & 0 \\ 0 & 0 \end{bmatrix}.$$

Note that A_1, A_2 are symmetric and PD, as their eigenvalues are $\lambda^1 = 3 \pm 2\sqrt{2}$ and $\lambda^2 = 2(3 \pm \sqrt{5})$ respectively. Further, Π_1, Π_2 are orthogonal projections, as $\Pi_g^2 = \Pi_g = \Pi_g^\top$. Finally, assume that $\mathbf{w}^{\top} = [0 \ \sqrt{a}]$, for scalar $a > 0$. Then, for the numerator of $\mathcal{I}_2(\mathbf{w}^*)$ we have that:*

$$\mathbf{w}^{*\top} (A_1^{-1} \Pi_1 \Pi_2 A_2^{-1\top} + A_2^{-1} \Pi_2 A_2^{-1\top}) \mathbf{w}^* = \mathbf{w}^{*\top} \begin{bmatrix} 2 & 1 \\ -5/8 & -5/16 \end{bmatrix} \mathbf{w}^* = -\frac{5}{16}a < 0 \quad (a > 0).$$

This example conveys the tension that arises as a result of the different costs that the subgroups incur for altering their feature vectors, which in the worst case can result in a negative externality for one of the two subgroups. Luckily, this is not always true; if we abstract away from factors

¹⁰ A similar example can be proved for the case that the product matrix $A_1 A_2$ is not PSD.

that affect the cost functions (e.g., consider cost functions that differ among subgroups by only a constant¹¹) then the only discrepancy between the two groups is due to the different, partial information that they get from the principal’s assessment rule. This is enough to guarantee that for *any* such Π_1, Π_2 the principal is guaranteed to cause no negative externality to any of the subgroups in equilibrium.

Proposition 4.2. *There is no negative externality for any of the subgroups in equilibrium, when the cost matrices are proportional to each other, i.e., $A_1 = c \cdot A_2$ for a scalar $c > 0$.*

Further, no negative externality is experienced in equilibrium (even with arbitrarily different A_g ’s) when the subspaces $\mathcal{S}_1, \mathcal{S}_2$ are orthogonal. Intuitively, this happens when the two subgroups have no informational overlap, as this implies that there is no trade-off for the improvements across them.

Proposition 4.3. *There is no negative externality in equilibrium, if subspaces $\mathcal{S}_1, \mathcal{S}_2$ are orthogonal.*

More generally, the following is necessary and sufficient for causing no negative externality:

Theorem 4.4. *In equilibrium, there is no negative externality for subgroup $g \in \{1, 2\}$ and any \mathbf{w}^* if and only if the matrix $(A_1^{-1}\Pi_1 + A_2^{-1}\Pi_2) \Pi_g A_g^{-1} + A_g^{-1}\Pi_g (\Pi_1 A_1^{-1} + \Pi_2 A_2^{-1})$ is PSD.*

4.2 Total Improvement

With our understanding of the do-no-harm objective, we shift our attention to studying a stronger objective: equal total improvement across subgroups.¹² In order to single out the effects of information discrepancy we assume throughout this subsection that $A_1 = A_2 = \mathbb{I}_{d \times d}$. We begin by introducing a measure to help us in quantifying the difference in total improvement between subgroups:

Definition 4.5. *Given a scoring rule $\mathbf{w} \in \mathbb{R}^d$ and projections $\Pi_1, \Pi_2 \in \mathbb{R}^{d \times d}$, we define the overlap proxy between subgroups G_1, G_2 with respect to \mathbf{w} to be $r_{1,2}(\mathbf{w}) := \|\Pi_1 \mathbf{w} - \Pi_2 \mathbf{w}\|_2$.*

We next show an interesting insight - that the overlap proxy with respect to the underlying scoring rule \mathbf{w}^* in fact characterizes the difference of improvement in the worst case.

Lemma 4.6. *Let $\text{diff}_{1,2}(\mathbf{w}) \triangleq |\mathcal{I}_1(\mathbf{w}) - \mathcal{I}_2(\mathbf{w})|$ be the disparity in total improvement across subgroups when the principal’s rule is \mathbf{w} . In equilibrium, if $A_1 = A_2 = \mathbb{I}_{d \times d}$, then: $\text{diff}_{1,2}(\mathbf{w}_{\text{sw}}) \leq r_{1,2}(\mathbf{w}^*)$. Further, equality holds if and only if $\Pi_1 \mathbf{w}^*$ and $\Pi_2 \mathbf{w}^*$ are co-linear.*

Remark 4.7. *In particular, note that the bound is tight when $\Pi_1 = \Pi_2$ (perfect overlap) and $\Pi_1 = \mathbb{I}_{d \times d}, \Pi_2 = 0$ (maximum informational disparities across groups).*

In general, we state necessary and sufficient conditions for equal total improvement among subgroups.

Theorem 4.8. *In equilibrium, the subgroups obtain equal total improvement for all \mathbf{w}^* if and only if $A_1^{-1}\Pi_1 A_1^{-1} = A_2^{-1}\Pi_2 A_2^{-1}$.*

¹¹This covers most of the cost functions considered in prior work [20, 15, 12, 1], where the cost matrices are diagonal with identical coefficients for all agents.

¹²Equality of total improvement is a strictly stronger objective than do-no-harm. Indeed, achieving equal total improvement guarantees that there exists no negative externality, since the social welfare is always non-negative.

4.3 Per-Unit Improvement

We begin by highlighting an important insight - the following proposition shows that, even when the difference between improvement across subgroups is arbitrarily large, the deployed scoring rule may still, in fact, induce optimal per-unit improvement within each group.¹³

Proposition 4.9. *Let $\alpha > 0$ be arbitrarily small. In equilibrium we may see simultaneously:*

- *arbitrarily different total improvement across subgroups: $\mathcal{I}_1(\mathbf{w}_{\text{SW}}) < \alpha \cdot \mathcal{I}_2(\mathbf{w}_{\text{SW}})$.*
- *optimal per-unit improvement in all subgroups, i.e., $\mathbf{u}\mathcal{I}_g(\mathbf{w}_{\text{SW}}) = \mathbf{u}\mathcal{I}_g(\mathbf{w}_g), \forall g$.*

Proof of Proposition 4.9. We focus on a two-dimensional example for clarity of exposition. To abstract away from discrepancies in the cost matrices, we assume that $A_1, A_2 = \mathbb{I}_{2 \times 2}$, and that the projection matrices of the two subgroups are

$$\Pi_1 = \begin{bmatrix} 1 & 0 \\ 0 & 0 \end{bmatrix} \quad \text{and} \quad \Pi_2 = \begin{bmatrix} 0 & 0 \\ 0 & 1 \end{bmatrix}.$$

Next, we select $\varepsilon > 0$ such that $\frac{\varepsilon^2}{1-\varepsilon^2} < \alpha$, and assume that the distribution we face is such that the optimal outcome-decision rule is: $\mathbf{w}^* = [\varepsilon, \sqrt{1-\varepsilon^2}]^\top$. From Lemma 3.4, substituting the values of A_1, A_2, Π_1, Π_2 as defined above, we have that the \mathbf{w} maximizing the social welfare satisfies:

$$\mathbf{w}_{\text{SW}} = \frac{\mathbf{w}^*}{\|\mathbf{w}^*\|_2} = [\varepsilon, \sqrt{1-\varepsilon^2}]^\top.$$

Substituting A_1, A_2, Π_1, Π_2 in $\Delta_g(\mathbf{w}) = A_g^{-1} \Pi_g \mathbf{w}$ we have: $\mathcal{I}_1(\mathbf{w}_{\text{SW}}) = \varepsilon^2$ and $\mathcal{I}_2(\mathbf{w}_{\text{SW}}) = 1 - \varepsilon^2$.

Next, we compute $\mathbf{u}\mathcal{I}_1(\mathbf{w}_1)$ and $\mathbf{u}\mathcal{I}_2(\mathbf{w}_2)$. Substituting A_1, A_2, Π_1, Π_2 in the definition of $\Delta_g(\mathbf{w})$ and by Lemma 3.5, we have: $\mathbf{w}_1 = [1, 0]^\top$, $\mathbf{w}_2 = [0, 1]^\top$. Finally:

$$\begin{aligned} \mathbf{u}\mathcal{I}_1(\mathbf{w}) &= \mathbf{u}\mathcal{I}_1 \left(\frac{\Pi_1 [\varepsilon, \sqrt{1-\varepsilon^2}]^\top}{\left\| \Pi_1 [\varepsilon, \sqrt{1-\varepsilon^2}]^\top \right\|_2} \right) = \mathbf{u}\mathcal{I}_1 \left(\frac{[\varepsilon, 0]^\top}{\left\| [\varepsilon, 0]^\top \right\|_2} \right) = \mathbf{u}\mathcal{I}_1 \left([1, 0]^\top \right) = \varepsilon = \max_{\mathbf{w}'} \mathbf{u}\mathcal{I}_1(\mathbf{w}') \\ \mathbf{u}\mathcal{I}_2(\mathbf{w}) &= \mathbf{u}\mathcal{I}_2 \left(\frac{\Pi_2 [\varepsilon, \sqrt{1-\varepsilon^2}]^\top}{\left\| \Pi_2 [\varepsilon, \sqrt{1-\varepsilon^2}]^\top \right\|_2} \right) = \mathbf{u}\mathcal{I}_2 \left(\frac{[0, \sqrt{1-\varepsilon^2}]^\top}{\left\| [0, \sqrt{1-\varepsilon^2}]^\top \right\|_2} \right) = \mathbf{u}\mathcal{I}_2 \left([0, 1]^\top \right) = \sqrt{1-\varepsilon^2} \\ &= \mathbf{u}\mathcal{I}_2(\mathbf{w}_2). \end{aligned}$$

However, for the total outcome improvement: $\frac{\mathcal{I}_1(\mathbf{w})}{\mathcal{I}_2(\mathbf{w})} = \frac{\varepsilon^2}{1-\varepsilon^2} < \alpha$, which concludes the proof. \blacksquare

¹³We also note that separately but similarly to the objective of equal true improvement, the fulfillment of the objective of optimal per-unit improvement across subgroups implies do-no-harm is guaranteed across subgroups.

	Age	Education	Gender	Marriage
G_1	≤ 25 yrs old	gradschool & college	male	married
G_2	> 25 yrs old	high school	female	not-married
$\text{diff}(\mathbf{w}_{\text{SW}})$	0.49	0.36	0.39	0.16
$r_{1,2}(\mathbf{w}^*)$	2.38	2.29	1.75	1.12

Table 1: Subgroups for the TAIWAN-CREDIT dataset.

Next, we identify two cases where we can guarantee optimal per-unit improvement. Intuitively, the first case occurs when the direction of the optimized solution in each subspace is not affected by the other subgroups, which happens when their information regarding the decision rule does not overlap.

Proposition 4.10. *In equilibrium, optimal per-unit improvement across subgroups is guaranteed when the subspaces $\mathcal{S}_1, \mathcal{S}_2$ are orthogonal.*

The second case is when subgroups have the same information regarding the decision rule, and their feature modification costs are proportional to one another.

Proposition 4.11. *In equilibrium, optimal per-unit improvement across subgroups is guaranteed when the cost matrices are proportional to each other and $\Pi_1 = \Pi_2$.*

In general, we derive the necessary and sufficient conditions for optimal per-unit improvement.

Theorem 4.12. *In equilibrium, subgroup g gets optimal per-unit improvement if and only if:*

$$\left\langle A_g^{-1} \frac{\Pi_g A_g^{-1} \mathbf{w}^*}{\|\Pi_g A_g^{-1} \mathbf{w}^*\|_2} - A_g^{-1} \frac{\Pi_g (\Pi_1 A_1^{-1} + \Pi_2 A_2^{-1}) \mathbf{w}^*}{\|\Pi_g (\Pi_1 A_1^{-1} + \Pi_2 A_2^{-1}) \mathbf{w}^*\|_2}, \mathbf{w}^* \right\rangle = 0.$$

5 Experiments

In this section, we empirically evaluate the impact of information disparities at equilibrium on two real-world datasets that are relevant to our setting: the TAIWAN-CREDIT and the ADULT datasets.¹⁴ Our code is available in the supplementary material. We ran the experiments on a MacBook Pro running macOS Big Sur, with processor 2.2 GHz Quad-Core Intel Core i7 and memory 16 GB.

Experimental Setup. The feature space dimension is $d = 24$ and $d = 14$ for TAIWAN-CREDIT and ADULT respectively. In order to guarantee *numerical* (rather than categorical) feature values, we pre-processed the ADULT dataset to transform the categorical ones to integers. Specifically, for the features for which there was a *clear* hierarchical ordering (e.g., the “Education” feature, where we could order agents in terms of their highest education level reached), we reflected this ordering in the assignment of numerical values to these categories. For the TAIWAN-CREDIT dataset, the features are already integer and real numbers, so we did not do any extra pre-processing.

In both cases, we used $\mathbf{w}^* = [1, \dots, 1]^\top$ and that $A_1 = A_2 = \mathbb{I}_{d \times d}$, in order to focus on the effect of information disparities at everything else equal. In Appendix D we present additional experimental results for different \mathbf{w}^* and cost matrices A_1, A_2 .

¹⁴These datasets can be found publicly at <https://archive.ics.uci.edu/ml/datasets/default+of+credit+card+clients> and <https://archive.ics.uci.edu/ml/datasets/adult>.

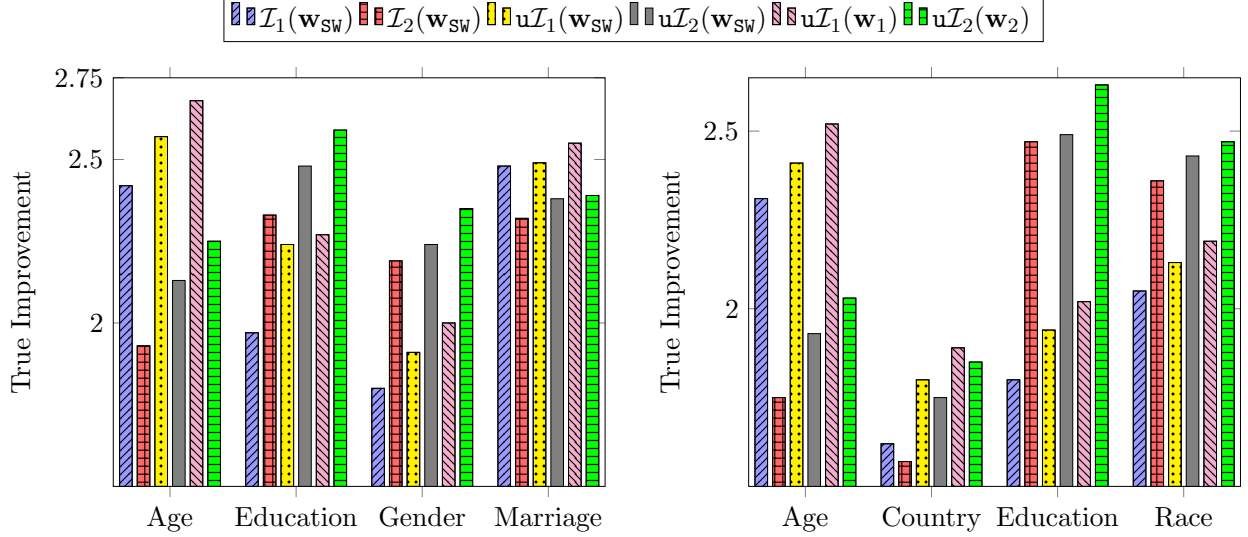


Figure 1: Left, Right: evaluation on the TAIWAN-CREDIT and ADULT dataset respectively. Tables 1 and 2 contain the characteristics of subgroups G_1, G_2 . Recall that $\mathcal{I}_g(\mathbf{w}_{\text{SW}}), u\mathcal{I}_g(\mathbf{w}_{\text{SW}})$, denote the total and the per-unit improvement for subgroup g in equilibrium respectively, while $u\mathcal{I}_g(\mathbf{w}_g)$ denotes the optimal per-unit improvement for subgroup g .

	Age	Country	Education	Race
G_1	≤ 35 yrs old	western world	degrees \geq high school	white
G_2	> 35 yrs old	everyone else	degrees $<$ high-school	everyone else
$\text{diff}(\mathbf{w}_{\text{SW}})$	0.55	0.05	0.66	0.30
$r_{1,2}(\mathbf{w}^*)$	2.09	1.95	1.92	1.54

Table 2: Subgroups for the ADULT dataset.

After the pre-processing step, we created the subgroups of the population based on categories that intuitively “define” peer-networks.

Our judgment for picking these categories is based on folklore ideas about how people choose their network/friends. For the TAIWAN-CREDIT dataset, we use the following categories: Age, Education, Gender, and Marriage, while for the ADULT dataset, we use: Age, Country, Education, and Race. From these categories, we chose to create the subgroups as presented in Tables 1 and 2. In order to obtain the projection matrices Π_1, Π_2 , we ran SVD on the points inside of G_1, G_2 . To be more precise let $X_i \in \mathbb{R}^{|G_i| \times d}$ be the matrix having as rows the vectors $\mathbf{x}^\top, \forall \mathbf{x} \in G_i$. Then, running SVD on X produces three matrices: $X_g = U D V_g^\top$, where $V \in \mathbb{R}^{d \times r}$ and $r = \text{rank}(X_g)$. Let $V_{g,5}$ correspond to the matrix having as columns the eigenvectors corresponding to the 5 top eigenvalues and zeroed out all other $d - 5$ columns. Then, the projection matrix Π_g is defined as $\Pi_g = V_{g,5} V_{g,5}^\top$.¹⁵

Results. In summary, our experimental results validate our theoretical analysis, despite the fact that the projection matrices do not satisfy the exact conditions required by the formal statements of Section 4. First, we see that in all groupings and both datasets, the principal’s scoring rule

¹⁵Effectively, we focus the feature space on the directions corresponding the top 5 eigenvalues found in each subgroup’s data, as per traditional principal component analysis.

that optimizes the social welfare does not cause *any* negative externality. In fact, there is *strictly positive* improvement, i.e., $\mathcal{I}_g(\mathbf{w}_{\text{SW}}) > 0$. Of course, neither the total improvement nor the per-unit one are equal. In terms of total improvements, we see *significant* disparities when the subgroups are defined based on their Age or their Education in the TAIWAN-CREDIT dataset and based on every categorization in the ADULT dataset. These significant disparities for the particular subgroups we created match our intuition: we expect that people from significantly different age groups or education levels to have very different understandings of the scoring rule, in turn leading to possibly very disparate total improvements. We note also that in both datasets the difference in the total improvements of the subgroups is upper bounded by the overlap proxy (i.e., $\text{diff}(\mathbf{w}_{\text{SW}}) \leq r_{1,2}(\mathbf{w}^*)$), as expected from Lemma 4.6. That said, the gap between the two quantities can be rather large. This is because the magnitude of the overlap is *not* the only factor controlling $\text{diff}(\mathbf{w}_{\text{SW}})$. Rather, other factors (e.g. the direction of the overlap or how it compares to \mathbf{w}^*) also matter significantly.

We also observe that the *optimal* per-unit improvement is quite different across subgroups, except for the case of the Marriage categorization in the TAIWAN-CREDIT dataset and the Country categorization in the ADULT one. While for the Marriage categorization, this is intuitively makes sense (i.e., we expect the subspaces induced by the subgroups to be quite similar), it may be surprising to a reader that almost no differences arise within a categorization that intuitively induces quite different subspaces. An interesting future direction would be to study whether this observation holds on other similar real-world datasets. Another interesting observation is that despite this disparity, the *per-unit* improvement is—in many cases—close (or almost the same!) as the the optimal per-unit improvement for the groups. In fact, for the TAIWAN-CREDIT dataset, this seems to be *the norm*. For the ADULT dataset the story is somewhat different, where the per-unit improvement is close to optimal only for the case of the Race categorization. We suspect that this is due to having very different projection matrices Π_1, Π_2 than for the same categorizations in the TAIWAN-CREDIT dataset.

6 Conclusion

In this work, we have taken a first step towards modeling and developing a richer understanding of strategic learning and its implications in the context of inaccessible decision rules. Our results establish a connection between the information overlap and the ability to achieve cross-subgroup improvement, which seems to favor two extreme cases - either full informational discrepancy or full informational overlap accompanied by proportional modification costs. We further note that part of our resulting characterizations still holds even with fewer assumptions than we initially placed. Namely, we were able to give both do-no-harm and equal improvement guarantees which hold even under a complete lack of knowledge of the principal regarding the underlying scoring rule. Finally, our experiments complement our results by showing that under more general conditions on the informational overlap, significant disparities in improvements can arise across subgroups.

We discuss next some limitations of our work and avenues for future research. First, our model incorporates a linearity assumption regarding the form of the decision rule; we believe this linear assumption is a natural and simple choice for a first model that studies the phenomenon of information discrepancy, but an interesting future direction would be to understand which of our insights translate to a non-linear model, and what new insights arise. Second, we assume agents best-respond perfectly to the principal’s choices. While one can weaken the best-response assump-

tion, this may affect the sharpness of our results. We note that some form of assumption regarding how agents respond to the model is natural and reflects many real-life situations. Finally, we take the point of view of a benevolent principal that aims to maximize social welfare, and discards any accuracy objective. We do so to study disparities in improvements in the “best” possible case for agents, when the principal’s incentives align with those of the agents. More broadly, we believe that this opens an avenue for future work on strategic machine learning research, by looking at the behavior of a principal that aims to jointly optimize the social welfare and his accuracy objective, and trades off true improvements to the label with the accuracy of the predicted labels. If the social welfare of the subgroups can increase and genuine effort can be incentivized for the price of a small accuracy loss, then scoring rules should strive for this *combined* desideratum, instead of just accuracy.

7 Acknowledgments

Yahav Bechavod was supported in part by Israel Science Foundation (ISF) grants 1044/16 and 2861/20, the United States Air Force and DARPA under contract FA8750-19-2-0222, and the Apple Scholars in AI/ML PhD Fellowship. Chara Podimata was supported in part by the National Science Foundation under grant CCF-1718549 and the Harvard Data Science Initiative. Juba Ziani was funded in part by the Warren Center for Network and Data Sciences at the University of Pennsylvania, and NSF grant AF-1763307. Any opinions, findings and conclusions or recommendations expressed in this material are those of the author(s) and do not necessarily reflect the views of the United States Air Force and DARPA.

References

- [1] Saba Ahmadi, Hedyeh Beyhaghi, Avrim Blum, and Keziah Naggita. The strategic perceptron. *arXiv preprint arXiv:2008.01710*, 2020. 3, 5, 10
- [2] Tal Alon, Magdalen Dobson, Ariel Procaccia, Inbal Talgam-Cohen, and Jamie Tucker-Foltz. Multiagent evaluation mechanisms. In *Proceedings of the AAAI Conference on Artificial Intelligence*, volume 34, pages 1774–1781, 2020. 3
- [3] William N Anderson Jr, E James Harner, and George E Trapp. Eigenvalues of the difference and product of projections. *Linear and Multilinear Algebra*, 17(3-4):295–299, 1985. 24
- [4] Jose Apesteguia, Steffen Huck, and Jörg Oechssler. Imitation–theory and experimental evidence. *Journal of Economic Theory*, 136(1):217–235, 2007. 2
- [5] Albert Bandura. *Observational Learning*. American Cancer Society, 2008. ISBN 9781405186407. doi: <https://doi.org/10.1002/9781405186407.wbieco004>. 2
- [6] Yahav Bechavod, Katrina Ligett, Steven Wu, and Juba Ziani. Gaming helps! learning from strategic interactions in natural dynamics. In *Proceedings of The 24th International Conference on Artificial Intelligence and Statistics*, volume 130 of *Proceedings of Machine Learning Research*, pages 1234–1242. PMLR, 13–15 Apr 2021. 2, 4
- [7] Mark Braverman and Sumegha Garg. The role of randomness and noise in strategic classification. In *1st Symposium on Foundations of Responsible Computing, FORC 2020, June 1-3, 2020, Harvard University, Cambridge, MA, USA (virtual conference)*, volume 156 of *LIPIcs*, pages 9:1–9:20, 2020. 3
- [8] Michael Brückner, Christian Kanzow, and Tobias Scheffer. Static prediction games for adversarial learning problems. *The Journal of Machine Learning Research*, 13(1):2617–2654, 2012. 3
- [9] Yang Cai, Constantinos Daskalakis, and Christos Papadimitriou. Optimum statistical estimation with strategic data sources. In *Conference on Learning Theory*, pages 280–296. PMLR, 2015. 3
- [10] Yatong Chen, Jialu Wang, and Yang Liu. Strategic recourse in linear classification. *arXiv preprint arXiv:2011.00355*, 2020. 3
- [11] Yiling Chen, Chara Podimata, Ariel D Procaccia, and Nisarg Shah. Strategyproof linear regression in high dimensions. In *Proceedings of the 2018 ACM Conference on Economics and Computation*, pages 9–26, 2018. 3
- [12] Yiling Chen, Yang Liu, and Chara Podimata. Learning strategy-aware linear classifiers. In *Advances in Neural Information Processing Systems 33: Annual Conference on Neural Information Processing Systems 2020, NeurIPS 2020, December 6-12, 2020, virtual*, 2020. 2, 3, 5, 10
- [13] Nilesch Dalvi, Pedro Domingos, Sumit Sanghai, and Deepak Verma. Adversarial classification. In *Proceedings of the tenth ACM SIGKDD international conference on Knowledge discovery and data mining*, pages 99–108, 2004. 3

- [14] Ofer Dekel, Felix Fischer, and Ariel D Procaccia. Incentive compatible regression learning. *Journal of Computer and System Sciences*, 76(8):759–777, 2010. [3](#)
- [15] Jinshuo Dong, Aaron Roth, Zachary Schutzman, Bo Waggoner, and Zhiwei Steven Wu. Strategic classification from revealed preferences. In *Proceedings of the 2018 ACM Conference on Economics and Computation*, pages 55–70, 2018. [2](#), [3](#), [5](#), [10](#)
- [16] Rupert Freeman, David Pennock, Chara Podimata, and Jennifer Wortman Vaughan. No-regret and incentive-compatible online learning. In *International Conference on Machine Learning*, pages 3270–3279. PMLR, 2020. [3](#)
- [17] Ganesh Ghalme, Vineet Nair, Itay Eilat, Inbal Talgam-Cohen, and Nir Rosenfeld. Strategic classification in the dark. *CoRR*, abs/2102.11592, 2021. [2](#), [3](#)
- [18] Vivek Gupta, Pegah Nokhiz, Chitradheep Dutta Roy, and Suresh Venkatasubramanian. Equalizing recourse across groups. *CoRR*, abs/1909.03166, 2019. [3](#), [4](#)
- [19] Nika Haghtalab, Nicole Immorlica, Brendan Lucier, and Jack Z. Wang. Maximizing welfare with incentive-aware evaluation mechanisms. In *Proceedings of the Twenty-Ninth International Joint Conference on Artificial Intelligence, IJCAI 2020*, pages 160–166, 2020. [3](#), [4](#)
- [20] Moritz Hardt, Nimrod Megiddo, Christos Papadimitriou, and Mary Wootters. Strategic classification. In *Proceedings of the 2016 ACM conference on innovations in theoretical computer science*, pages 111–122, 2016. [2](#), [3](#), [10](#)
- [21] Hoda Heidari, Claudio Ferrari, Krishna P. Gummadi, and Andreas Krause. Fairness behind a veil of ignorance: A welfare analysis for automated decision making. In *Advances in Neural Information Processing Systems 31: Annual Conference on Neural Information Processing Systems 2018, NeurIPS 2018, December 3-8, 2018, Montréal, Canada*, 2018. [4](#)
- [22] Hoda Heidari, Vedant Nanda, and Krishna P. Gummadi. On the long-term impact of algorithmic decision policies: Effort unfairness and feature segregation through social learning. In *Proceedings of the 36th International Conference on Machine Learning, ICML 2019, 9-15 June 2019, Long Beach, California, USA*, volume 97 of *Proceedings of Machine Learning Research*, pages 2692–2701. PMLR, 2019. [4](#)
- [23] Thibaut Horel, Stratis Ioannidis, and S Muthukrishnan. Budget feasible mechanisms for experimental design. In *Latin American Symposium on Theoretical Informatics*, pages 719–730. Springer, 2014. [3](#)
- [24] Lily Hu and Yiling Chen. Fair classification and social welfare. In *Proceedings of the 2020 Conference on Fairness, Accountability, and Transparency*, pages 535–545, 2020. [4](#)
- [25] Lily Hu, Nicole Immorlica, and Jennifer Wortman Vaughan. The disparate effects of strategic manipulation. In *Proceedings of the Conference on Fairness, Accountability, and Transparency*, pages 259–268, 2019. [2](#), [3](#)
- [26] D. Bradford Hunt. Redlining. *Encyclopedia of Chicago*, 2005. [2](#)
- [27] Stratis Ioannidis and Patrick Loiseau. Linear regression as a non-cooperative game. In *International Conference on Web and Internet Economics*, pages 277–290. Springer, 2013. [3](#)

- [28] Moein Khajehnejad, Behzad Tabibian, Bernhard Schölkopf, Adish Singla, and Manuel Gomez-Rodriguez. Optimal decision making under strategic behavior. *arXiv preprint arXiv:1905.09239*, 2019. 3
- [29] Jon Kleinberg and Manish Raghavan. How do classifiers induce agents to invest effort strategically? *ACM Transactions on Economics and Computation (TEAC)*, 8(4):1–23, 2020. 2, 3
- [30] Lydia T Liu, Ashia Wilson, Nika Haghtalab, Adam Tauman Kalai, Christian Borgs, and Jennifer Chayes. The disparate equilibria of algorithmic decision making when individuals invest rationally. In *Proceedings of the 2020 Conference on Fairness, Accountability, and Transparency*, pages 381–391, 2020. 3, 4
- [31] Reshef Meir, Ariel D Procaccia, and Jeffrey S Rosenschein. On the limits of dictatorial classification. In *Proceedings of the 9th International Conference on Autonomous Agents and Multiagent Systems: volume 1-Volume 1*, pages 609–616, 2010. 3
- [32] Reshef Meir, Shaull Almagor, Assaf Michaely, and Jeffrey S. Rosenschein. Tight bounds for strategyproof classification. In *10th International Conference on Autonomous Agents and Multiagent Systems (AAMAS 2011), Taipei, Taiwan, May 2-6, 2011, Volume 1-3*, pages 319–326, 2011. 3
- [33] Reshef Meir, Ariel D Procaccia, and Jeffrey S Rosenschein. Algorithms for strategyproof classification. *Artificial Intelligence*, 186:123–156, 2012. 3
- [34] John Miller, Smitha Milli, and Moritz Hardt. Strategic classification is causal modeling in disguise. In *International Conference on Machine Learning*, pages 6917–6926. PMLR, 2020. 4
- [35] Smitha Milli, John Miller, Anca D Dragan, and Moritz Hardt. The social cost of strategic classification. In *Proceedings of the Conference on Fairness, Accountability, and Transparency*, pages 230–239, 2019. 3
- [36] Juan Perdomo, Tijana Zrnic, Celestine Mendler-Dünner, and Moritz Hardt. Performative prediction. In *International Conference on Machine Learning*, pages 7599–7609. PMLR, 2020. 4
- [37] Javier Perote and Juan Perote-Pena. Strategy-proof estimators for simple regression. *Mathematical Social Sciences*, 47(2):153–176, 2004. 3
- [38] Tim Roughgarden and Okke Schrijvers. Online prediction with selfish experts. In *Advances in Neural Information Processing Systems 30: Annual Conference on Neural Information Processing Systems 2017, December 4-9, 2017, Long Beach, CA, USA*, pages 1300–1310, 2017. 3
- [39] Yonadav Shavit, Benjamin Edelman, and Brian Axelrod. Causal strategic linear regression. In *International Conference on Machine Learning*, pages 8676–8686. PMLR, 2020. 2, 4
- [40] Ravi Sundaram, Anil Vullikanti, Haifeng Xu, and Fan Yao. Pac-learning for strategic classification. *arXiv preprint arXiv:2012.03310*, 2020. 3
- [41] Stratis Tsirtsis and Manuel Gomez Rodriguez. Decisions, counterfactual explanations and strategic behavior. In *Advances in Neural Information Processing Systems 33: Annual Con-*

ference on Neural Information Processing Systems 2020, NeurIPS 2020, December 6-12, 2020, virtual, 2020. [3](#)

- [42] Berk Ustun, Alexander Spangher, and Yang Liu. Actionable recourse in linear classification. In *Proceedings of the Conference on Fairness, Accountability, and Transparency*, pages 10–19, 2019. [3](#)

A The Principal’s Learning Problem

Up until now, we have assumed that the principal has full information on the parameters of the problem. In particular, the principal perfectly knows the underlying linear model \mathbf{w}^* , the cost matrices A_1 and A_2 , and the projection matrices Π_1 and Π_2 . In this section, we study how our principal can learn \mathbf{w}_{SW} from samples of agents’ *modified* features.

To do so, we present two simple building blocks: one that uses a batch of observations to help us estimate \mathbf{w}^* , and one that, aims to estimate $\Delta_g(\mathbf{w}) = A_g^{-1}\Pi_g\mathbf{w}$ for a given \mathbf{w} . We make the following commutativity assumption:

Assumption A.1. For all $g \in \{1, 2\}$, $\Pi_g A_g^{-1} = A_g^{-1} \Pi_g$.

We remark that this assumption holds in several cases of interest. For example, this holds when $A_g = \sigma_g \mathbb{I}_{d \times d}$ for some $\sigma_g \geq 0$, i.e. when the cost of an agent for modifying features is the same across all features and independent across features. This also happens when Π_g and A_g^{-1} are both diagonal, in which case they are simultaneously diagonalizable hence commute (for example, when Π_g is the projection to a subset of the features, and when manipulating one feature does not affect another feature for free).

Under Assumption A.1, Equation (9) can be rewritten as

$$\mathbf{w}_{\text{SW}} = \frac{A_1^{-1}\Pi_1\mathbf{w}^* + A_2^{-1}\Pi_2\mathbf{w}^*}{\|A_1^{-1}\Pi_1\mathbf{w}^* + A_2^{-1}\Pi_2\mathbf{w}^*\|} = \frac{\Delta_1(\mathbf{w}^*) + \Delta_2(\mathbf{w}^*)}{\|\Delta_1(\mathbf{w}^*) + \Delta_2(\mathbf{w}^*)\|},$$

Accurate estimation of both $\Pi_g\mathbf{w}^*$ and $\Delta_g(\mathbf{w})$ for any given \mathbf{w} is sufficient for accurate estimation of \mathbf{w}_{SW} . The principal can then take a classical explore-then-exploit approach, in which she first sets aside a batch of agents in group g to estimate the parameters of the problem to her desired accuracy, then use the parameters she learned to incentivize optimal outcome improvement during the rest of the time horizon.

Estimating $\Pi_g\mathbf{w}^*$ To estimate $\Pi_g\mathbf{w}^*$, we use Algorithm 2. The algorithm has access to n agents from group g . It consists of first posting an initial model of $\mathbf{w} = 0$ w.l.o.g.¹⁶, observing the agents’ true, unmodified features and true labels (according to \mathbf{w}^*), and using these observations to compute and output an estimate $\bar{\mathbf{w}}$ of $\Pi_g\mathbf{w}^*$:

ALGORITHM 2: Estimating $\Pi_g\mathbf{w}^*$

Post $\mathbf{w} = 0$

For $i = 1, \dots, n$, the principal observes agent i ’s true feature vector \mathbf{x}_i , and his true label y_i

Output $\bar{\mathbf{w}} \triangleq \arg \min_{\mathbf{w}} \sum_{i=1}^n (\mathbf{x}_i^\top \Pi_g \mathbf{w} - y_i)^2$

For simplicity of exposition, we consider the case in which the noise in the label follows a Gaussian distribution, as per the below assumptions. We note however that our results classically extend to

¹⁶The choice of $\mathbf{w} = 0$ in Algorithm 2 is not crucial. In fact, picking any given \mathbf{w} induces the same distribution of feature vectors as \mathcal{S}_g , with its expectation shifted by a constant amount of $\Delta_g(\mathbf{w})$, after the first N_g unmodified observations. In turn, given $N_g + n$ samples, the distribution of the last n feature vectors used for estimation remains full-rank in subspace \mathcal{S}_g and still has covariance matrix Σ_g . Therefore, the high-probability bound of Claim A.3 remains the same. In most cases, N_g is of the order of the dimension d of the problem, hence we have that $n \gg N_g$, and the cost of waiting for agent to learn \mathbf{w} is minimal.

the sub-Gaussian case by classical recovery guarantees of linear least-square regression.

Assumption A.2. For every agent i , $y_i - \mathbf{x}_i^\top \mathbf{w}^* \sim \mathcal{N}(0, \sigma^2)$ where $0 \leq \sigma^2 < \infty$.

Claim A.3. Under Assumption A.2, with probability at least $1 - \delta$, the output $\bar{\mathbf{w}}$ of Algorithm 2 satisfies

$$\|\bar{\mathbf{w}} - \Pi_g \mathbf{w}^*\|_2 = O\left(\frac{\sigma^2 d \log(1/\delta)}{\lambda_g n}\right),$$

where λ_g denotes the smallest non-zero eigenvalue of Σ_g , the covariance matrix of distribution \mathcal{D}_g .

Proof. Without loss of generality, we restrict attention to the subspace \mathcal{S}_g induced by the support of the distribution of features \mathcal{D}_g . Let Σ_g be the covariance matrix of distribution \mathcal{D}_g ; by definition of \mathcal{D}_g , Σ_g is full-rank with smallest eigenvalue λ_g in \mathcal{S}_g . By the classical recovery results on least-square regression, since $\mathbb{E}[y_i | \mathbf{x}_i] = \mathbf{x}_i^\top (\Pi_g \mathbf{w}^*)$ by assumption, we obtain that

$$\|\bar{\mathbf{w}} - \Pi_g \mathbf{w}^*\|_2 = O\left(\frac{\sigma^2 d \log(1/\delta)}{\lambda_g n}\right).$$

This concludes the proof. ■

Estimating $\Delta_g(\mathbf{w})$. Algorithm 3 has access to $2n + N_g$ agents from group g , takes as an input a vector \mathbf{w} , and outputs an estimate of $\Delta_g(\mathbf{w})$.

ALGORITHM 3: Estimating $\Delta_g(\mathbf{w})$

Post $\mathbf{w}_1 = 0$

For $i = 1, \dots, n$, the principal observes agent i 's true feature vector \mathbf{x}_i , and his true label y_i

Post $\mathbf{w}_2 = \mathbf{w}$

For $i = n + 1, \dots, n + N_g$, agent i plays true feature vector \mathbf{x}_i

For $i = n + N_g + 1, \dots, 2n + N_g$, the principal observes agent i 's modified feature vector

$$\hat{\mathbf{x}}_i = \mathbf{x}_i + \Delta_g(\mathbf{w})$$

Output $\overline{\Delta}_g \triangleq \frac{1}{n} \left(\sum_{i=n+N_g+1}^{2n+N_g} \hat{\mathbf{x}}_i - \sum_{i=1}^n \hat{\mathbf{x}}_i \right)$

Claim A.4. Let us assume that for all i , $\|x_i\|_\infty \leq 1$. Then, with probability at least $1 - \delta$, the output $\overline{\Delta}_g$ of Algorithm 3 satisfies

$$\|\overline{\Delta}_g - \Delta_g(\mathbf{w})\|_2 \leq \sqrt{\frac{d \log(d/2\delta)}{n}}.$$

Proof. First, we note that

$$\begin{aligned} \overline{\Delta}_g &\triangleq \frac{1}{n} \left(\sum_{i=n+N_g+1}^{2n+N_g} \hat{\mathbf{x}}_i - \sum_{i=1}^n \hat{\mathbf{x}}_i \right) = \frac{1}{n} \left(\sum_{i=n+N_g+1}^{2n+N_g} \mathbf{x}_i + n \Delta_g(\mathbf{w}) - \sum_{i=1}^n \mathbf{x}_i \right) \\ &= \Delta_g(\mathbf{w}) + \frac{1}{n} \left(\sum_{i=n+N_g+1}^{2n+N_g} \mathbf{x}_i - \sum_{i=1}^n \mathbf{x}_i \right). \end{aligned}$$

In turn, we have that

$$\|\overline{\Delta}_g - \Delta_g(\mathbf{w})\|_2 = \frac{1}{n} \left\| \sum_{i=n+N_g+1}^{2n+N_g} \mathbf{x}_i - \sum_{i=1}^n \mathbf{x}_i \right\|_2.$$

We have that

$$\sum_{i=n+N_g+1}^{2n+N_g} \mathbf{x}_i - \sum_{i=1}^n \mathbf{x}_i = \sum_{i=1}^n Z_i$$

where $Z_i = \mathbf{x}_{i+n+N_g} - \mathbf{x}_i$. In turn, Z_i is a random vector with mean $\mathbb{E}[Z_i] = 0$ and covariance matrix $2\Sigma_g$, noting that \mathbf{x}_i and \mathbf{x}_{i+n+N_g} are drawn independently. Further, $|Z_i(k)| \leq 2$. By Hoeffding's inequality, we have that with probability at least $1 - \frac{\delta}{d}$, for a given $k \in [d]$,

$$\left| \sum_{i=1}^n Z_i(k) \right| \leq \sqrt{2n \log(d/2\delta)}.$$

By union bound, we have that with probability at least $1 - \delta$, this holds simultaneously for all $k \in [d]$, with directly yields

$$\left\| \sum_{i=1}^n Z_i \right\| = \sqrt{\sum_{k=1}^d \left(\sum_{i=1}^n Z_i(k) \right)^2} \leq \sqrt{2dn \log(d/2\delta)}.$$

This immediately leads to the result. ■

B Supplementary Material for Section 3

Lemma B.1. *Let $Q \in \mathbb{R}^{d \times d}$ a symmetric PD matrix and c a vector in \mathbb{R}^d . Then, the following optimization problem:*

$$\begin{aligned} \max_{x \in \mathbb{R}^d} & c^\top x \\ \text{s.t.}, & x^\top Q x \leq b \end{aligned}$$

has unique solution:

$$x = \frac{b Q^{-1} c}{\sqrt{c^\top Q^{-1} c}}$$

Proof. We first compute the Lagrangian:

$$L(x, \lambda) = -c^\top x + \frac{\lambda}{2} (x^\top Q x - b) \tag{10}$$

We can then find the KKT conditions:

$$-c + \lambda Q x = 0 \tag{11}$$

$$\lambda \geq 0 \tag{12}$$

$$\lambda (x^\top Q x - b) = 0 \tag{13}$$

$$x^\top Q x \leq b \tag{14}$$

At maximum it must be the case that $\lambda > 0$ (from Eq. (12)) and hence, combining Eqs. (14) and (13) we get $x^\top Qx = b$. Due to the fact that $\lambda > 0$, then from Eq. (11), solving in terms of x and using the fact that Q is symmetric positive definite we get:

$$x = \frac{1}{\lambda} Q^{-1} c \quad (15)$$

Substituting the above in equation $x^\top Qx = b$ we obtain:

$$x^\top Qx = \frac{1}{\lambda^2} c^\top Q^{-1} c = b \quad (16)$$

Solving this in terms of λ gives $\lambda = \frac{1}{b} \sqrt{c^\top Q^{-1} c}$. Substituting λ in Eq. (15) we get the result. The proof is completed by the fact that the objective function is convex and the feasible set is concave; hence the global optimum is found at a KKT point. ■

Proof of Lemma 3.3. The function in Eq. (8) is *concave*. At the optimum \mathbf{x}' from the first order conditions we have that $\nabla u(\mathbf{x}, \mathbf{x}'; g) = \Pi_g \mathbf{w} - A_g(\mathbf{x}' - \mathbf{x}) = 0$. Solving the latter in terms of \mathbf{x}' and using the fact that matrix A_g is positive definite (hence also *invertible*) gives us the result. ■

Proof of Lemma 3.4. We first note a useful lemma (which we formally state and prove in Lemma B.1), namely that if $Q \in \mathbb{R}^{d \times d}$ is a symmetric PD matrix and c a vector in \mathbb{R}^d then the solution of the optimization problem $\max_x c^\top x$ such that $x^\top Qx \leq b$ has unique solution $x = \frac{b Q^{-1} c}{\sqrt{c^\top Q^{-1} c}}$.

Using the closed-form of the agents' best-response from Lemma 3.3 in Eq. (2) we get that:

$$\begin{aligned} \mathbf{w}_{\text{SW}} &= \arg \max_{\mathbf{w}': \|\mathbf{w}'\|_2 \leq 1} \mathbb{E}_{\mathbf{x} \sim \mathcal{D}_1} [\langle \mathbf{w}^*, \hat{\mathbf{x}}(\mathbf{x}; 1) \rangle] + \mathbb{E}_{\mathbf{x} \sim \mathcal{D}_2} [\langle \mathbf{w}^*, \hat{\mathbf{x}}(\mathbf{w}; 2) \rangle] \\ &= \arg \max_{\mathbf{w}': \|\mathbf{w}'\|_2 \leq 1} \mathbb{E}_{\mathbf{x} \sim \mathcal{D}_1} [\langle \mathbf{w}^*, \mathbf{x} + \Delta_1(\mathbf{w}) \rangle] + \mathbb{E}_{\mathbf{x} \sim \mathcal{D}_2} [\langle \mathbf{w}^*, \mathbf{x} + \Delta_2(\mathbf{w}) \rangle] \\ &= \arg \max_{\mathbf{w}': \|\mathbf{w}'\|_2 \leq 1} \langle (A_1^{-1} \Pi_1 + A_2^{-1} \Pi_2) \mathbf{w}', \mathbf{w}^* \rangle \end{aligned} \quad (17)$$

We rewrite the objective function to be optimized above as: $[\mathbf{w}^{\star \top} (A_1^{-1} \Pi_1 + A_2^{-1} \Pi_2)] \mathbf{w} = [(A_1^{-1} \Pi_1 + A_2^{-1} \Pi_2)^\top \mathbf{w}^*]^\top \mathbf{w}$ and the constraint for \mathbf{w} remains: $\mathbf{w}^\top \mathbf{w} \leq 1$. This problem is an instance of the problem solved in Lemma B.1 for $c = (A_1^{-1} \Pi_1 + A_2^{-1} \Pi_2)^\top \mathbf{w}^*$, $b = 1$ and Q the identity matrix. Substituting c, Q, b in the solution of Lemma B.1 gives the result. ■

C Supplementary Material for Section 4

C.1 Omitted Proofs from Subsection 4.1

Proof of Proposition 4.2. Fix a group $g \in \{1, 2\}$ (wlog, let $g = 1$), and let $\bar{A} = A_1^{-1}$. Then, from Theorem 4.4 no negative externality for subgroup g is guaranteed if and only if:

$$\begin{aligned} \left\langle \left(\bar{A} \Pi_1 \bar{A} + \frac{1}{c} \bar{A} \Pi_2 \Pi_1 \bar{A} \right), \mathbf{w}^* \right\rangle \geq 0 &\Leftrightarrow \left(\left(\bar{A} \Pi_1 \bar{A} + \frac{1}{c} \bar{A} \Pi_2 \Pi_1 \bar{A} \right)^\top \mathbf{w}^* \right)^\top \mathbf{w}^* \geq 0 \\ &\Leftrightarrow \mathbf{w}^{\star \top} \left(\bar{A} \Pi_1 \bar{A} + \frac{1}{c^2} \bar{A} \Pi_2 \Pi_1 \bar{A} \right) \mathbf{w}^* \geq 0 \end{aligned} \quad (18)$$

Eq. (18) is true if and only if matrix $\bar{A}\Pi_1\bar{A} + \bar{A}\Pi_2\Pi_1\bar{A}$ is PSD. Matrix Π_1 is by definition PSD. Matrix A is PD, hence its inverse, \bar{A} , is also PD. As a result, matrix $\bar{A}\Pi_1\bar{A}$ is PSD. We shift our attention to matrix $\bar{A}\Pi_2\Pi_1\bar{A}$ now. Since Π_1, Π_2 are projection matrices, then the eigenvalues of their product $\Pi_2\Pi_1$ are non-negative [3]. Recall that a matrix is PSD if and only if its eigenvalues are non-negative. As a result, matrix $\Pi_2\Pi_1$ is PSD. Using the same property as above (i.e., that if matrices A, B are PSD, then so is matrix ABA) we can conclude that $\bar{A}\Pi_2\Pi_1\bar{A}$ is PSD. If matrices A, B are PSD, then so is matrix $A + B$. Hence, matrix $\bar{A}\Pi_2\bar{A} + \bar{A}\Pi_2\Pi_1\bar{A}$ is PSD, i.e., by definition that for any vector z we have that: $z^\top(\bar{A}\Pi_1\bar{A} + \bar{A}\Pi_2\Pi_1\bar{A}/c)z \geq 0$. This concludes our proof. ■

Proof of Proposition 4.3. Fix a group $g \in \{1, 2\}$ (wlog let $g = 1$). From Theorem 4.4 we need:

$$\left\langle (A_1^{-1}\Pi_1^2A_1^{-1} + A_2^{-1}\Pi_2\Pi_1A_1^{-1})^\top \mathbf{w}^*, \mathbf{w}^* \right\rangle \geq 0 \Leftrightarrow \left\langle (A_1^{-1}\Pi_1A_1^{-1})^\top \mathbf{w}^*, \mathbf{w}^* \right\rangle \geq 0 \quad (19)$$

where for the last inequality we used $\Pi_2\Pi_1 = 0$ (as subspaces $\mathcal{S}_1, \mathcal{S}_2$ are orthogonal) and $\Pi_g^2 = \Pi_g$ (as orthogonal projection matrices). Eq. (19) holds since matrices Π_1 and A_1 are PSD. ■

Proof of Theorem 4.4. By Definition 2.1, having no negative externality in equilibrium translates to:

$$\begin{aligned} \forall g : \mathcal{I}_g(\mathbf{w}) \geq 0 &\Leftrightarrow \left\langle A_g^{-1}\Pi_g \frac{(A_1^{-1}\Pi_1 + A_2^{-1}\Pi_2)^\top \mathbf{w}^*}{\|(A_1^{-1}\Pi_1 + A_2^{-1}\Pi_2)^\top \mathbf{w}^*\|_2}, \mathbf{w}^* \right\rangle \geq 0 & (\text{Lemma 3.4}) \\ &\Leftrightarrow \left\langle A_g^{-1}\Pi_g (A_1^{-1}\Pi_1 + A_2^{-1}\Pi_2)^\top \mathbf{w}^*, \mathbf{w}^* \right\rangle \geq 0 \\ &\Leftrightarrow \left\langle \left(\Pi_g^\top A_g^{-1} \right)^\top (A_1^{-1}\Pi_1 + A_2^{-1}\Pi_2)^\top \mathbf{w}^*, \mathbf{w}^* \right\rangle \geq 0 & ((AB)^\top = B^\top A^\top \text{ and } A^{\top\top} = A) \\ &\Leftrightarrow \left\langle \left((A_1^{-1}\Pi_1 + A_2^{-1}\Pi_2) \left(\Pi_g^\top A_g^{-1} \right)^\top \right)^\top \mathbf{w}^*, \mathbf{w}^* \right\rangle \geq 0 & ((AB)^\top = B^\top A^\top) \\ &\Leftrightarrow \left\langle \left(A_1^{-1}\Pi_1\Pi_g^\top A_g^{-1} + A_2^{-1}\Pi_2\Pi_g^\top A_g^{-1} \right)^\top \mathbf{w}^*, \mathbf{w}^* \right\rangle \geq 0 & ((A+B)C = AC + BC) \end{aligned}$$

Using the fact that $\Pi_g^\top = \Pi_g$ (as orthogonal projection matrices) and that $A_g^{-1\top} = A_g^{-1}$ (as A_g is a symmetric matrix), we obtain the condition $q(\mathbf{w}^*) \geq 0$ where $q(\mathbf{w}^*) = (\mathbf{w}^*)^\top M \mathbf{w}^*$ is a quadratic form with $M = A_1^{-1}\Pi_1\Pi_g A_g^{-1} + A_2^{-1}\Pi_2\Pi_g A_g^{-1}$. By standard linear algebra arguments, noting that $(\mathbf{w}^*)^\top M \mathbf{w}^* = ((\mathbf{w}^*)^\top M \mathbf{w}^*)^\top = (\mathbf{w}^*)^\top M^\top \mathbf{w}^*$, we can rewrite $q(\mathbf{w}^*) = \frac{1}{2}(\mathbf{w}^*)^\top (M + M^\top) \mathbf{w}^*$. The condition then holds for all \mathbf{w}^* if and only if

$$M + M^\top = A_1^{-1}\Pi_1\Pi_g A_g^{-1} + A_2^{-1}\Pi_2\Pi_g A_g^{-1} + A_g^{-1}\Pi_g\Pi_1 A_1^{-1} + A_g^{-1}\Pi_g\Pi_2 A_2^{-1}$$

is PSD. This concludes the proof. ■

C.2 Omitted Proofs from Subsection 4.2

Proof of Lemma 4.6. Note that

$$\begin{aligned} \mathcal{I}_1 \left(\frac{(\Pi_1 + \Pi_2) \mathbf{w}^*}{\|(\Pi_1 + \Pi_2) \mathbf{w}^*\|} \right) - \mathcal{I}_2 \left(\frac{(\Pi_1 + \Pi_2) \mathbf{w}^*}{\|(\Pi_1 + \Pi_2) \mathbf{w}^*\|} \right) &= \left\langle (\Pi_1 - \Pi_2) \frac{(\Pi_1 + \Pi_2) \mathbf{w}^*}{\|(\Pi_1 + \Pi_2) \mathbf{w}^*\|}, \mathbf{w}^* \right\rangle \\ &= \frac{1}{\|(\Pi_1 + \Pi_2) \mathbf{w}^*\|} \cdot \langle (\Pi_1 + \Pi_2) \mathbf{w}^*, (\Pi_1 - \Pi_2) \mathbf{w}^* \rangle. \end{aligned}$$

By Cauchy-Schwarz, we have that

$$\begin{aligned}
& \left| \frac{1}{\|(\Pi_1 + \Pi_2) \mathbf{w}^*\|} \cdot \langle (\Pi_1 + \Pi_2) \mathbf{w}^*, (\Pi_1 - \Pi_2) \mathbf{w}^* \rangle \right| \\
& \leq \frac{1}{\|(\Pi_1 + \Pi_2) \mathbf{w}^*\|} \cdot \|(\Pi_1 + \Pi_2) \mathbf{w}^*\| \cdot \|(\Pi_1 - \Pi_2) \mathbf{w}^*\| \\
& = \|(\Pi_1 - \Pi_2) \mathbf{w}^*\| \\
& = r_{1,2}(\mathbf{w}^*),
\end{aligned}$$

with equality if and only if $(\Pi_1 + \Pi_2) \mathbf{w}^*$ and $(\Pi_1 - \Pi_2) \mathbf{w}^*$ are colinear, i.e., there exists $\alpha \in \mathbb{R}$ such that $\alpha(\Pi_1 + \Pi_2) \mathbf{w}^* = (\Pi_1 - \Pi_2) \mathbf{w}^*$, which can be equivalently written as $(1 - \alpha)\Pi_1 \mathbf{w}^* = (1 + \alpha)\Pi_2 \mathbf{w}^*$, i.e., $\Pi_1 \mathbf{w}^*$ and $\Pi_2 \mathbf{w}^*$ are colinear. \blacksquare

Proof of Theorem 4.8. Equal total outcome improvement across subgroups is guaranteed in equilibrium if and only if the following holds:

$$\begin{aligned}
& \mathcal{I}_1(\mathbf{w}_{\text{sw}}) - \mathcal{I}_2(\mathbf{w}_{\text{sw}}) = 0 \Leftrightarrow \quad (\text{Definition 2.1}) \\
& \Leftrightarrow \left\langle A_1^{-1} \Pi_1 \frac{(A_1^{-1} \Pi_1 + A_2^{-1} \Pi_2)^\top \mathbf{w}^*}{\|(A_1^{-1} \Pi_1 + A_2^{-1} \Pi_2)^\top \mathbf{w}^*\|_2} - A_2^{-1} \Pi_2 \frac{(A_1^{-1} \Pi_1 + A_2^{-1} \Pi_2)^\top \mathbf{w}^*}{\|(A_1^{-1} \Pi_1 + A_2^{-1} \Pi_2)^\top \mathbf{w}^*\|_2}, \mathbf{w}^* \right\rangle = 0 \\
& \Leftrightarrow \left\langle A_1^{-1} \Pi_1 (A_1^{-1} \Pi_1 + A_2^{-1} \Pi_2)^\top \mathbf{w}^* - A_2^{-1} \Pi_2 (A_1^{-1} \Pi_1 + A_2^{-1} \Pi_2)^\top \mathbf{w}^*, \mathbf{w}^* \right\rangle = 0 \\
& \Leftrightarrow \left\langle \left[A_1^{-1} \Pi_1 (A_1^{-1} \Pi_1 + A_2^{-1} \Pi_2)^\top - A_2^{-1} \Pi_2 (A_1^{-1} \Pi_1 + A_2^{-1} \Pi_2)^\top \right] \mathbf{w}^*, \mathbf{w}^* \right\rangle = 0 \\
& \Leftrightarrow \left\langle \left(A_1^{-1} \Pi_1 \Pi_1^\top A_1^{-1\top} + A_2^{-1} \Pi_2 \Pi_1^\top A_1^{-1\top} - A_1^{-1} \Pi_1 \Pi_2^\top A_2^{-1\top} - A_2^{-1} \Pi_2 \Pi_2^\top A_2^{-1\top} \right) \mathbf{w}^*, \mathbf{w}^* \right\rangle = 0 \\
& \Leftrightarrow \left\langle \left(A_1^{-1} \Pi_1 A_1^{-1} + A_2^{-1} \Pi_2 \Pi_1 A_1^{-1\top} - A_1^{-1} \Pi_1 \Pi_2 A_2^{-1} - A_2^{-1} \Pi_2 A_2^{-1} \right) \mathbf{w}^*, \mathbf{w}^* \right\rangle = 0
\end{aligned}$$

where the second transition is due to Lemma 3.4, the fourth is due to $Av - Bv = (A - B)v$, the second-to-last one is due to $(AB)^\top = B^\top A^\top$ and $A^{\top\top} = A$, and the last one is due to the fact that $\Pi_g = \Pi_g^\top$, $\Pi_g^2 = \Pi_g$ and $A_g^{-1} = A_g^{-1\top}$. Let $M \triangleq A_1^{-1} \Pi_1 A_1^{-1} + A_2^{-1} \Pi_2 \Pi_1 A_1^{-1} - A_1^{-1} \Pi_1 \Pi_2 A_2^{-1} - A_2^{-1} \Pi_2 A_2^{-1}$, the above can be written as the quadratic form $q(\mathbf{w}^*) = (\mathbf{w}^*)^\top M \mathbf{w}^*$. In turn, $q(\mathbf{w}^*) = 0$ *simultaneously for all* \mathbf{w}^* , i.e $q = 0$, if and only M is skew-symmetric, which means $M + M^\top = 0$. This can be rewritten as

$$\begin{aligned}
0 &= A_1^{-1} \Pi_1 A_1^{-1} + A_2^{-1} \Pi_2 \Pi_1 A_1^{-1\top} - A_1^{-1} \Pi_1 \Pi_2 A_2^{-1} - A_2^{-1} \Pi_2 A_2^{-1} \\
&\quad + A_1^{-1} \Pi_1 A_1^{-1} + A_1^{-1} \Pi_1 \Pi_2 A_1^{-1\top} - A_2^{-1} \Pi_2 \Pi_1 A_1^{-1} - A_2^{-1} \Pi_2 A_2^{-1},
\end{aligned}$$

or equivalently

$$2A_1^{-1} \Pi_1 A_1^{-1} - 2A_2^{-1} \Pi_2 A_2^{-1} = 0.$$

This concludes the proof. \blacksquare

C.3 Omitted Proofs from Subsection 4.3

Proof of Theorem 4.12. Using Lemmas 3.4, 3.5 and Definition 2.1 we get that \mathbf{w}_{sw} induces optimal per-unit outcome improvement if and only if:

$$\begin{aligned} \mathbf{w}_{\text{sw}} = \mathbf{w}_g &= \arg \max_{\mathbf{w}'} \mathbf{u}\mathcal{I}_g(\mathbf{w}') \Leftrightarrow \\ \Leftrightarrow \mathbf{u}\mathcal{I}_g(\mathbf{w}_g) - \mathbf{u}\mathcal{I}_g(\mathbf{w}) &= 0 \Leftrightarrow \\ \Leftrightarrow \mathcal{I}_g\left(\frac{\Pi_g \mathbf{w}_g}{\|\Pi_g \mathbf{w}_g\|_2}\right) - \mathcal{I}_g\left(\frac{\Pi_g \mathbf{w}}{\|\Pi_g \mathbf{w}\|_2}\right) &= 0 \end{aligned} \quad (\text{Definition of } \mathbf{u}\mathcal{I}_g(\cdot))$$

$$\Leftrightarrow \left\langle A_g^{-1} \Pi_g \frac{\Pi_g (A_g^{-1} \Pi_g)^\top \mathbf{w}^*}{\left\| \frac{\Pi_g (A_g^{-1} \Pi_g)^\top \mathbf{w}^*}{\|(A_g^{-1} \Pi_g)^\top \mathbf{w}^*\|_2} \right\|_2} - A_g^{-1} \Pi_g \frac{\Pi_g (A_1^{-1} \Pi_1 + A_2^{-1} \Pi_2)^\top \mathbf{w}^*}{\left\| \frac{\Pi_g (A_1^{-1} \Pi_1 + A_2^{-1} \Pi_2)^\top \mathbf{w}^*}{\|(A_1^{-1} \Pi_1 + A_2^{-1} \Pi_2)^\top \mathbf{w}^*\|_2} \right\|_2}, \mathbf{w}^* \right\rangle = 0 \quad (4)$$

$$\Leftrightarrow \left\langle A_g^{-1} \Pi_g \frac{\Pi_g (A_g^{-1} \Pi_g)^\top \mathbf{w}^*}{\left\| \frac{\Pi_g (A_g^{-1} \Pi_g)^\top \mathbf{w}^*}{\|(A_g^{-1} \Pi_g)^\top \mathbf{w}^*\|_2} \right\|_2} - A_g^{-1} \Pi_g \frac{\Pi_g (A_1^{-1} \Pi_1 + A_2^{-1} \Pi_2)^\top \mathbf{w}^*}{\left\| \frac{\Pi_g (A_1^{-1} \Pi_1 + A_2^{-1} \Pi_2)^\top \mathbf{w}^*}{\|\Pi_g (A_1^{-1} \Pi_1 + A_2^{-1} \Pi_2)^\top \mathbf{w}^*\|_2} \right\|_2}, \mathbf{w}^* \right\rangle = 0 \quad (5)$$

$$\Leftrightarrow \left\langle A_g^{-1} \Pi_g \frac{\Pi_g (A_g^{-1} \Pi_g)^\top \mathbf{w}^*}{\left\| \Pi_g (A_g^{-1} \Pi_g)^\top \mathbf{w}^* \right\|_2} - A_g^{-1} \Pi_g \frac{\Pi_g (A_1^{-1} \Pi_1 + A_2^{-1} \Pi_2)^\top \mathbf{w}^*}{\left\| \Pi_g (A_1^{-1} \Pi_1 + A_2^{-1} \Pi_2)^\top \mathbf{w}^* \right\|_2}, \mathbf{w}^* \right\rangle = 0$$

$$\Leftrightarrow \left\langle A_g^{-1} \frac{\Pi_g (A_g^{-1} \Pi_g)^\top \mathbf{w}^*}{\left\| \Pi_g (A_g^{-1} \Pi_g)^\top \mathbf{w}^* \right\|_2} - A_g^{-1} \frac{\Pi_g (A_1^{-1} \Pi_1 + A_2^{-1} \Pi_2)^\top \mathbf{w}^*}{\left\| \Pi_g (A_1^{-1} \Pi_1 + A_2^{-1} \Pi_2)^\top \mathbf{w}^* \right\|_2}, \mathbf{w}^* \right\rangle = 0 \quad (7)$$

where the transitions are given by: (4) Lemmas 3.4 and 3.5, (5) $\|\frac{\mathbf{v}}{c}\|_2 = \frac{\|\mathbf{v}\|_2}{c}$ for any scalar c , and (7) $\Pi_g \Pi_g = \Pi_g$ as they are orthogonal projections. ■

Corollary C.1. *In equilibrium, optimal per-unit outcome improvement is guaranteed if there exists $c_g > 0$, such that:*

$$\Pi_g (A_g^{-1} \Pi_g)^\top \mathbf{w}^* = c_g \Pi_g (A_1^{-1} \Pi_1 + A_2^{-1} \Pi_2)^\top \mathbf{w}^*.$$

Proof. Assume the condition in the statement holds and denote

$$v = \Pi_g (A_g^{-1} \Pi_g)^\top \mathbf{w}^* = c_g \Pi_g (A_1^{-1} \Pi_1 + A_2^{-1} \Pi_2)^\top \mathbf{w}^*.$$

By Theorem 4.12, we know that for any subgroup $g \in \{1, 2\}$, we are guaranteed Optimal per-unit outcome Improvement if and only if the following holds:

$$\left\langle A_g^{-1} \frac{\Pi_g (A_g^{-1} \Pi_g)^\top \mathbf{w}^*}{\left\| \Pi_g (A_g^{-1} \Pi_g)^\top \mathbf{w}^* \right\|_2} - A_g^{-1} \frac{\Pi_g (A_1^{-1} \Pi_1 + A_2^{-1} \Pi_2)^\top \mathbf{w}^*}{\left\| \Pi_g (A_1^{-1} \Pi_1 + A_2^{-1} \Pi_2)^\top \mathbf{w}^* \right\|_2}, \mathbf{w}^* \right\rangle = 0.$$

Which is in our case equivalent to requiring

$$\left\langle A_g^{-1} \frac{v}{\|v\|_2} - A_g^{-1} \frac{\frac{v}{c_g}}{\left\| \frac{v}{c_g} \right\|_2}, \mathbf{w}^* \right\rangle = 0.$$

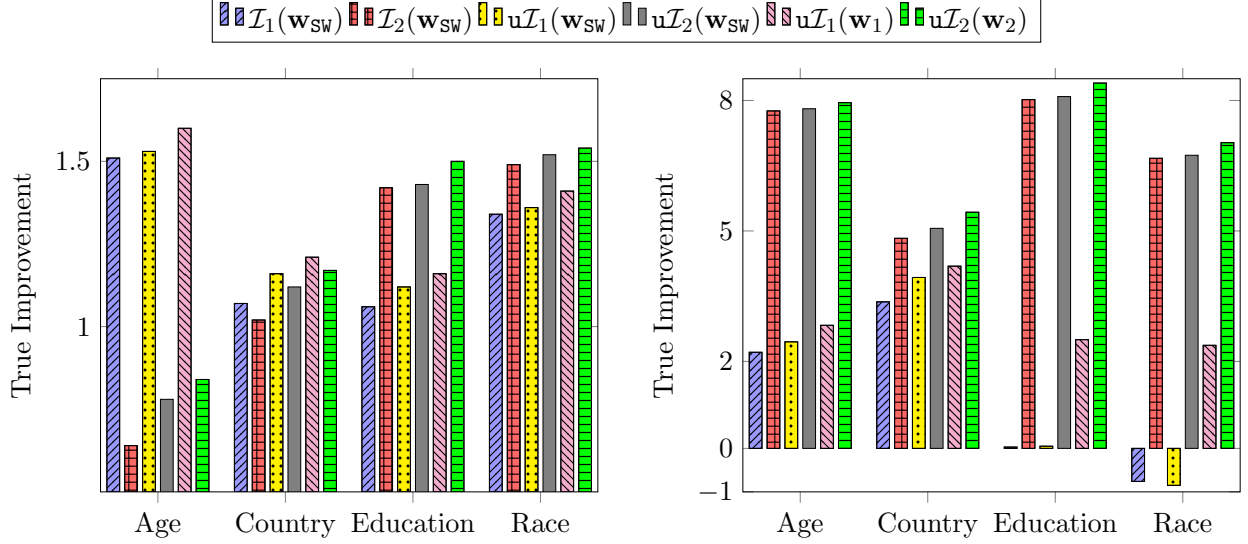


Figure 2: Left, Right: evaluation on ADULT dataset when \mathbf{w}^* is drawn uniformly at random and when A_g 's are drawn uniformly at random, respectively. The breakdown in subgroups G_1, G_2 is the same as in Table 2. Recall that $\mathcal{I}_g(\mathbf{w}_{SW}), u\mathcal{I}_g(\mathbf{w}_{SW}), u\mathcal{I}_g(\mathbf{w}_g)$, denote the total, the per-unit, and the optimal per-unit improvement for subgroup g in equilibrium, respectively.

Equivalently, this can be written as

$$\left\langle A_g^{-1} \frac{v}{\|v\|_2} - A_g^{-1} \frac{v}{\|v\|_2}, \mathbf{w}^* \right\rangle = 0.$$

This concludes the proof. ■

D Supplementary Material for Section 5

In this section, we study the impact of disparities in access to information about the model not just on their own, but in conjunction with cost disparities and asymmetries of the scoring rule. To do so, we provide additional experimental results on both the ADULT and the TAIWAN-CREDIT dataset.

In Figures 2 and 3, we study disparities in improvement on the ADULT and the TAIWAN-CREDIT datasets respectively. While we keep using the same data X_g and projection matrices Π_g as in Section 5, we now consider non-identity cost matrices, and a non-symmetric \mathbf{w}^* . To do so, we both draw A_g and \mathbf{w}^* uniformly at random; for A_g 's the uniform distribution is taken over $[-1, 1]$, while for \mathbf{w}^* it is taken over $[0, 1]$, in both cases coefficient by coefficient.

We first note that the scale of the true improvements may differ from those of Figure 1; indeed, this happens in Figure 2, and is significantly more pronounced in Figure 3. This comes from the fact that changing the value and magnitude of both \mathbf{w}^* and the A_g 's may lead to different magnitudes of improvements. More importantly, we remark that the presence of disparities in the cost matrices and asymmetries in the most accurate rule \mathbf{w}^* *exacerbate* the disparities in outcomes

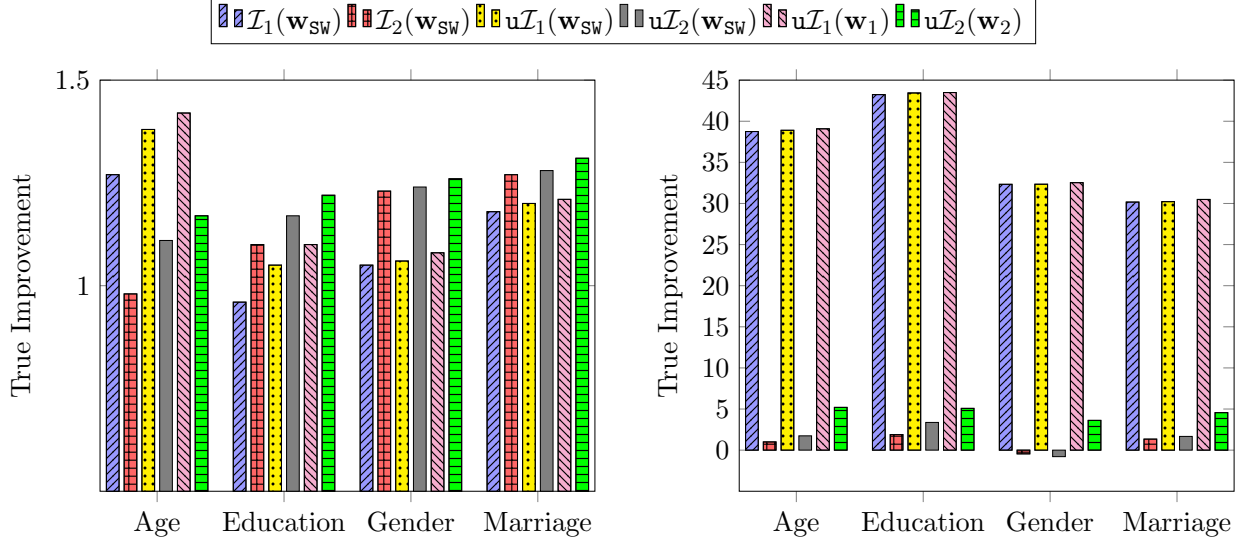


Figure 3: Left, Right: evaluation on TAIWAN-CREDIT dataset when \mathbf{w}^* is drawn uniformly at random and when A_g 's are drawn uniformly at random, respectively. The breakdown in subgroups G_1, G_2 is the same as in Table 2. Recall that $\mathcal{I}_g(\mathbf{w}_{SW}), u\mathcal{I}_g(\mathbf{w}_{SW}), u\mathcal{I}_g(\mathbf{w}_g)$, denote the total, the per-unit, and the optimal per-unit improvement for subgroup g in equilibrium, respectively.

across subgroups. This is particularly true of the “Education” feature on the right plot in Figure 2. There, we observe that while the optimal per-unit improvement for subgroup 1 remains around 2 and seems unaffected by the new cost and \mathbf{w}^* , the improvements for this subgroup when optimizing the social welfare across subgroups are significantly lower. In fact, because both the total and per-unit improvements are low, it seems that the disparities we observe are not only due to the fact that the learner may be putting less weight on subgroup 1 is spent on directions in which both subgroups have information, but that are only “good” and easy to modify for subgroup 2.

We further observe that the addition of non-identity cost matrices and non-symmetric \mathbf{w}^* can lead to a *degradation* of outcomes in one of the subgroups, when the principal optimizes over the joint social welfare. This is most visible on the right plot in Figure 2, where the total and per-unit improvements for subgroup 1 are negative. This matches the relatively counter-intuitive observation of Section 4.1 that optimizing for the social welfare of both subgroups may hurt the welfare of one of them.

Finally, by comparing the results across age groups in the left and right plot, we observe a significant reversal of the disparities of improvements across groups, with group 2 having significantly worse improvements in the first plot and group 1 significantly worse improvements in the second plot. This paints a *nuanced* picture that shows that the amount of information that a group has about the scoring rule used by the principal is not the only factor of importance. While having more information is important, how this information interacts with the true model \mathbf{w}^* and the strategic behavior of the agents matters; having a lot of information in directions that have little effect on an agents’ true label, or in directions that are very costly for some agents to modify, does not help them when it comes to improving their true labels.