

# Study of the Standard Model with weak decays of charmed hadrons at BESIII

Hai-Bo Li<sup>1,2,\*</sup> and Xiao-Rui Lyu<sup>2,†</sup>

<sup>1</sup> *Institute of High Energy Physics, Beijing 100049, People's Republic of China*

<sup>2</sup> *University of Chinese Academy of Sciences,  
Beijing 100049, People's Republic of China*

## Abstract

A comprehensive review of weak decays of charmed hadrons ( $D^{0/+}$ ,  $D_s^+$  and  $\Lambda_c^+$ ) based on analyses of the threshold data from  $e^+e^-$  annihilation in the BESIII experiment is presented. Current experimental challenges and successes in understanding decays of the charmed hadrons are discussed. Precise calibrations of QCD and tests of the Standard Model are provided by measurements of purely leptonic and semi-leptonic decays of charmed hadrons, and lepton universality is probed in purely leptonic decays of charmed mesons to three generations of leptons. Quantum correlations in threshold data samples provide access to strong phases in the neutral  $D$  meson decays and probe the decay dynamics of the charmed  $\Lambda_c$  baryon. Charm physics studies with near-threshold production of charmed particle pairs are unique to BESIII, and provide many important opportunities and challenges.

Keywords: charmed mesons, charmed baryon, leptonic decay, semi-leptonic decay, lepton flavor universality

arXiv:2103.00908v3 [hep-ex] 9 Oct 2021

---

\*Electronic address: [lihb@ihep.ac.cn](mailto:lihb@ihep.ac.cn)

†Electronic address: [xiaorui@ucas.ac.cn](mailto:xiaorui@ucas.ac.cn)

## I. INTRODUCTION

The discovery of the  $J/\psi$  in 1974 marked a new era in particle physics. The arrival of the first heavy quark indicated that the Standard Model (SM) provided a correct low-energy description of particle physics. Four decades later, the charmed quark still plays unique roles in studies of strong and weak interactions [1]. Recent observation of  $CP$  violation in charmed meson decays has attracted significant and renewed interest to the charm physics [2, 3]. It paves the road to precise tests of SM in interesting weak interaction transitions and maybe even to searches for new physics beyond the SM.

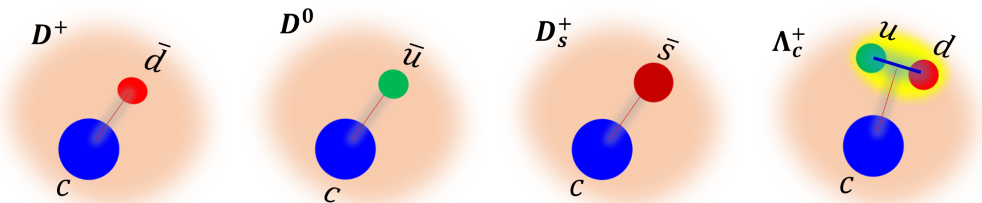


Fig. 1: Quark constituents for the ground-state charmed hadrons of  $D^+(c\bar{d})$ ,  $D^0(c\bar{u})$ ,  $D_s^+(c\bar{s})$  and  $\Lambda_c^+(cud)$ . Taken from Ref. [4].

A distinctive feature of all of the charmed hadrons is that their masses place them at the edge of the region where non-perturbative hadronic physics is operative, forcing us to develop new means to cope with such scales. This point has been made in prescient reviews [5, 6] that posed many of the questions that are still awaiting answers. While this fact does not markedly affect the theoretical description of leptonic and semi-leptonic decays of charmed hadrons, it poses challenges to analyses of their hadronic transitions. We expect that detailed experimental studies would provide some hints on the dynamics of charm hadronic decays, so that eventually those problems will be overcome. In this review we focus on the weak decays of ground-state charmed hadrons, *i.e.*, three charmed mesons  $D^+(c\bar{d})$ ,  $D^0(c\bar{u})$  and  $D_s^+(c\bar{s})$  as well as one charmed baryon  $\Lambda_c^+(cud)$ , with internal quark constituents as depicted in Fig. 1, that can be extensively studied using data collected at the BESIII experiment. There are mainly three classes of charmed hadron decays: purely leptonic, semi-leptonic, and hadronic decays. Measurements of the charmed hadron decays can be used to calibrate lattice quantum chromodynamics (LQCD) calculations. In addition, BESIII data provide stringent constraints on the Cabibbo-Kobayashi-Maskawa (CKM) six-quark flavour-mixing matrix [7] via: 1) precision measurements of the CKM matrix elements  $|V_{cs}|$  and  $|V_{cd}|$  that parametrize the strengths of  $c \rightarrow s$  and  $c \rightarrow d$  weak transitions, respectively; 2) determinations of the strong-interaction phases in  $D$ -meson decays that are essential inputs to measurements of the  $CP$ -violating phase  $\gamma$  of the CKM matrix element  $V_{ub}$  in  $B$ -meson decays [8].

## II. ADVANTAGES NEAR THRESHOLD PRODUCTION FROM $e^+e^-$ ANNIHILATION

Experiments at  $e^+e^-$  machines operating at the  $\psi(3770)$  and  $\psi(4140)$  resonances and  $\Lambda_c^+\bar{\Lambda}_c^-$  threshold, such as CLEO-c and BESIII [9], have several important advantages. First, the cross section for charm production is relatively high, for example,  $\sigma(e^+e^- \rightarrow D^0\bar{D}^0) = (3.615 \pm 0.010 \pm 0.038)$  nb and  $\sigma(e^+e^- \rightarrow D^+D^-) = (2.830 \pm 0.011 \pm 0.026)$  nb at the  $\psi(3770)$  peak [10].

Second, the  $D\bar{D}$  and  $\Lambda_c^+\bar{\Lambda}_c^-$  pairs are produced in the exclusive two-body channel with no additional particles. Thus, one can employ a double-tag technique pioneered by the Mark III experiment [11], a full reconstruction of an anti- $D$  meson on one side of tagged events together with the known momentum and energy of colliding beams provides a “beam” of  $D$  particles of known four-momentum on the other side. The tag yield, which provides the normalization for the branching fraction measurement, is extracted from the distribution of beam-constrained mass  $M_{\text{BC}} = \sqrt{E_{\text{beam}}^2 - |\vec{p}_{\text{tag}}|^2}$ , where  $\vec{p}_{\text{tag}}$  is the three-momentum of the tag  $\bar{D}$  candidate and  $E_{\text{beam}}$  is the beam energy, both evaluated in the  $e^+e^-$  center-of-mass system. When a tagged  $D^+$  decays to a muon and a muonic neutrino,  $\mu^+\nu_\mu$ , the mass of the (missing) nearly zero-mass neutrino can be inferred from energy-momentum conservation. This tagging technique, which obviates the need for knowledge of the luminosity or the production cross section, is a powerful tool for charmed particle decay measurements that is most accurately performed by the near-threshold experiments.

Furthermore, the charmed hadron pairs at BESIII are produced via  $e^+e^-$  annihilation through a virtual photon (with spin, parity and  $C$ -parity of  $J^{PC} = 1^{--}$ ), *e.g.*, in the process  $e^+e^- \rightarrow \gamma^* \rightarrow \psi(3770) \rightarrow D^0\bar{D}^0$  ( $e^+e^- \rightarrow \gamma^* \rightarrow \Lambda_c^+\bar{\Lambda}_c^-$ ). Hence the wave function of the produced charm hadron pairs is analogous to that of photons in an aligned, spin-1 state with odd charge parity  $C = -1$ , and the  $D^0\bar{D}^0$  ( $\Lambda_c^+\bar{\Lambda}_c^-$ ) pair are in a quantum-entangled state. This allows for unique probes of the structure of decay amplitudes and relative phases between  $D^0$  and  $\bar{D}^0$  decays, as well as novel measurements of neutral  $D$  mixing and  $CP$  violation in  $D^0$  and  $\Lambda_c^+$  decays [12–15].

### III. PRECISION TESTS OF THE STANDARD MODEL

In the SM, quark-flavor mixing is characterized by the unitary  $3 \times 3$  CKM matrix [7]:

$$V_{\text{CKM}} = \begin{pmatrix} V_{ud} & V_{us} & V_{ub} \\ V_{cd} & V_{cs} & V_{cb} \\ V_{td} & V_{ts} & V_{tb} \end{pmatrix}. \quad (1)$$

The CKM matrix induces flavor-changing transitions within and among generations in the charged currents in tree-level  $W^\pm$ -exchange interactions. Experiments have revealed a strong hierarchy among the CKM matrix elements: transitions within the same generation are described by  $V_{\text{CKM}}$  elements of  $\mathcal{O}(1)$ , whereas there is a suppression of  $\mathcal{O}(10^{-1})$  for transitions between the first and the second generations,  $\mathcal{O}(10^{-2})$  between the second and the third, and  $\mathcal{O}(10^{-3})$  between the first and the third. Following the observation of this hierarchy, Wolfenstein [16] proposed an expansion of the CKM matrix in terms of four parameters (which was further modified by Buras [17]),  $\lambda$ ,  $A$ ,  $\bar{\rho}$ , and  $i\bar{\eta}$ , under the following relations:

$$\lambda^2 = \frac{|V_{us}|^2}{|V_{ud}|^2 + |V_{us}|^2}, \quad A^2\lambda^4 = \frac{|V_{cb}|^2}{|V_{ud}|^2 + |V_{us}|^2}, \quad \bar{\rho} + i\bar{\eta} = -\frac{V_{ud}V_{ub}^*}{V_{cd}V_{cb}^*}, \quad (2)$$

which are used to fully characterize the matrix. Any deviation of  $V_{\text{CKM}}$  from unitarity would indicate new physics beyond the SM. Therefore, improving our knowledge of the CKM matrix elements to test unitarity is one of the principal goals of flavor physics. BESIII data provide direct precise measurements of the CKM matrix elements  $|V_{cs}|$  and  $|V_{cd}|$  using the purely leptonic and semi-leptonic charmed-hadron decay rates as discussed in detail below.

Purely leptonic and semi-leptonic decays of hadrons have a special characteristic advantage in studies of the weak interaction [18, 19]. A key feature is their relative simplicity, a consequence of

the fact that in these processes the effects of the strong interactions can be isolated. For each decay type, the decay amplitude can be written as the product of a well-understood leptonic current for the process  $W^+ \rightarrow \ell^+ \nu_\ell$  ( $\ell$  denotes charged leptons) and a more complicated hadronic current for the quark transition. Figure 2 shows the Feynman diagrams for the purely leptonic (left in Fig. 2) and semi-leptonic decays (right in Fig. 2). In purely leptonic decays, the hadronic current describes an annihilation of the quark and the anti-quark in the initial-state charmed mesons, while in semi-leptonic decays it describes the evolution from the initial-charmed hadron to the final-state hadrons. Because strong interactions affect only one of the two currents, purely leptonic and semi-leptonic decays are relatively simple from a theoretical perspective; they provide bilateral means both to measure fundamental SM parameters and to perform detailed studies of the decay dynamics [20].

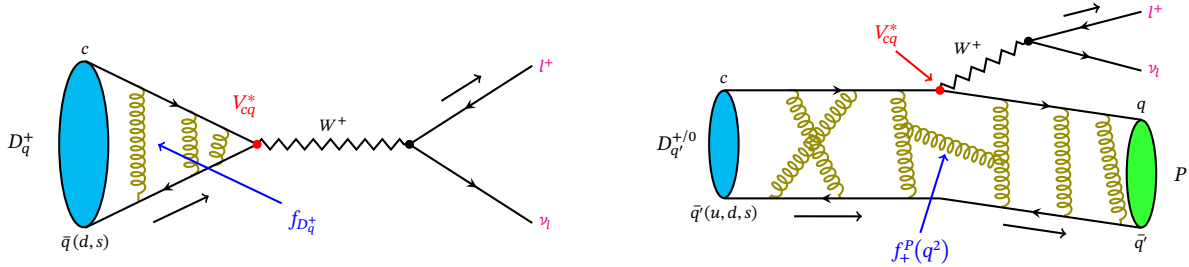


Fig. 2: Diagrams for purely leptonic (left) and semi-leptonic (right) decays of  $D_{(s)}$  mesons. (Courtesy of Hao-Kai Sun, Institute of High Energy Physics)

### A. A bridge between quark and lepton: decay constants and lepton flavor universality

Purely leptonic decays of the  $D^+$  and  $D_s^+$  mesons are among the simplest and best-understood probes of  $c \rightarrow d$  and  $c \rightarrow s$  quark transitions. In each case, the effects of the strong interaction can be parametrized in terms of just one factor, called the decay constant  $f_{D_q^+}$ . In SM, the corresponding decay rate, ignoring radiative corrections, is given in a simple form:

$$\Gamma(D_q^+ \rightarrow \ell^+ \nu_\ell) = \frac{G_F^2 f_{D_q^+}^2}{8\pi} |V_{cq}|^2 m_\ell^2 m_{D_q^+} \left(1 - \frac{m_\ell^2}{m_{D_q^+}^2}\right)^2, \quad (3)$$

where  $q = d$  or  $s$  quark and  $\ell = e, \mu$  or  $\tau$  (electron, muon or tau lepton), and  $\nu_\ell$  stands for the neutrino with the corresponding lepton flavor. The  $D_q^+$  mass ( $m_{D_q^+}$ ), the mass of the charged lepton ( $m_\ell$ ) and the Fermi coupling constant ( $G_F$ ) are all known to high precision [21]. Thus, the determination of  $\Gamma(D_q^+ \rightarrow \ell^+ \nu_\ell)$  directly measures the product  $f_{D_q^+} |V_{cq}|$  of the  $D_q^+$  decay constant and the magnitude of the  $c \rightarrow q$  CKM matrix element. One can then either extract  $|V_{cq}|$  by using the predicted value of  $f_{D_q^+}$ , e.g., from LQCD [22], or obtain  $f_{D_q^+}$  by using the experimentally measured  $|V_{cq}|$  to test the LQCD prediction.

Since the purely leptonic decays of pseudoscalar mesons are helicity-suppressed, their decay rates are proportional to the square of the charged lepton mass. According to Eq. (3), the SM-expected relative decay widths for the  $\tau\nu_\tau, \mu\nu_\mu$  and  $e\nu_e$  modes are  $2.67 : 1 : 2.35 \times 10^{-5}$  for  $D^+$  and  $9.75 : 1 : 2.35 \times 10^{-5}$  for  $D_s^+$  with negligible uncertainties. Therefore, the SM  $D_q^+ \rightarrow e^+ \nu_e$  branching fractions are expected to be  $\mathcal{B}_{e^+ \nu_e} < 10^{-8}$  and not yet experimentally observable.

Table 1: Measurements of  $D^+$  and  $D_s^+$  purely leptonic decays with threshold data at BESIII, and comparisons between experimental results and theoretical expectation or SM-global fit results. (Here, “-” indicates not available.)

Observable	Measurement	Prediction/Fit
$\mathcal{B}(D^+ \rightarrow \mu^+ \nu_\mu)$	$(3.71 \pm 0.19_{\text{stat}} \pm 0.06_{\text{syst}}) \times 10^{-4}$ [23]	-
$f_{D^+}  V_{cd} $	$(45.75 \pm 1.20_{\text{stat}} \pm 0.39_{\text{syst}})$ MeV	-
$f_{D^+}$	$(203.8 \pm 5.2_{\text{stat}} \pm 1.8_{\text{syst}})$ MeV	$(212.7 \pm 0.6)$ MeV [22]
$ V_{cd} $	$0.2150 \pm 0.0055_{\text{stat}} \pm 0.0020_{\text{syst}}$	$0.22438 \pm 0.00044$ [21]
$\mathcal{B}(D^+ \rightarrow \tau^+ \nu_\tau)$	$(1.20 \pm 0.24_{\text{stat}} \pm 0.12_{\text{syst}}) \times 10^{-4}$ [24]	-
$\Gamma(D^+ \rightarrow \tau^+ \nu_\tau) / \Gamma(D^+ \rightarrow \mu^+ \nu_\mu)$	$3.21 \pm 0.64_{\text{stat}} \pm 0.43_{\text{syst}}$ [24]	2.67
$\mathcal{B}(D_s^+ \rightarrow \mu^+ \nu_\mu)$	$(5.49 \pm 0.16_{\text{stat}} \pm 0.15_{\text{syst}}) \times 10^{-3}$ [25]	-
$f_{D_s^+}  V_{cs} $	$(246.2 \pm 3.6_{\text{stat}} \pm 3.5_{\text{syst}})$ MeV	-
$f_{D_s^+}$	$(252.9 \pm 3.7_{\text{stat}} \pm 3.6_{\text{syst}})$ MeV	$(249.9 \pm 0.5)$ MeV [22, 26]
$ V_{cs} $	$0.985 \pm 0.014_{\text{stat}} \pm 0.014_{\text{syst}}$	$0.97359 \pm 0.00011$ [21]
$\Gamma(D_s^+ \rightarrow \tau^+ \nu_\tau) / \Gamma(D_s^+ \rightarrow \mu^+ \nu_\mu)$	$9.98 \pm 0.52$ [25]	9.74
$f_{D_s^+} / f_{D^+}$	$1.24 \pm 0.04_{\text{stat}} \pm 0.02_{\text{syst}}$ [25]	$1.1783 \pm 0.0016$ [28]

Using a data sample with an integrated luminosity of  $2.93 \text{ fb}^{-1}$  collected with BESIII at the  $\psi(3770)$  peak, a total of about 1.7 million single-tag  $D^-$  mesons are selected using nine hadronic decay modes (summing up to 30% of all  $D^-$  decays) on the tagging side. Throughout this article, charge-conjugate modes are implicitly assumed, unless otherwise stated. Signal candidates of  $D^+ \rightarrow \mu^+ \nu_\mu$  are required to have a signature in which the tagging  $D^-$  mesons are accompanied by exactly one track that is identified as a muon with charge opposite to that of the tagging  $D^-$ . Since the massless neutrino is undetected, the yields of the signal  $D^+ \rightarrow \mu^+ \nu_\mu$  decays are measured based on the missing-mass-squared variable  $M_{\text{miss}}^2 = (E_{\text{beam}} - E_\mu)^2 - (-\vec{p}_{\text{tag}} - \vec{p}_\mu)^2$ , where  $E_\mu$  and  $\vec{p}_\mu$  are the energy and three-momentum of the muon, respectively, and  $\vec{p}_{\text{tag}}$  is the three-momentum of the tagged  $D^-$  candidate.  $M_{\text{miss}}$  corresponds to the invariant mass of the neutrino,

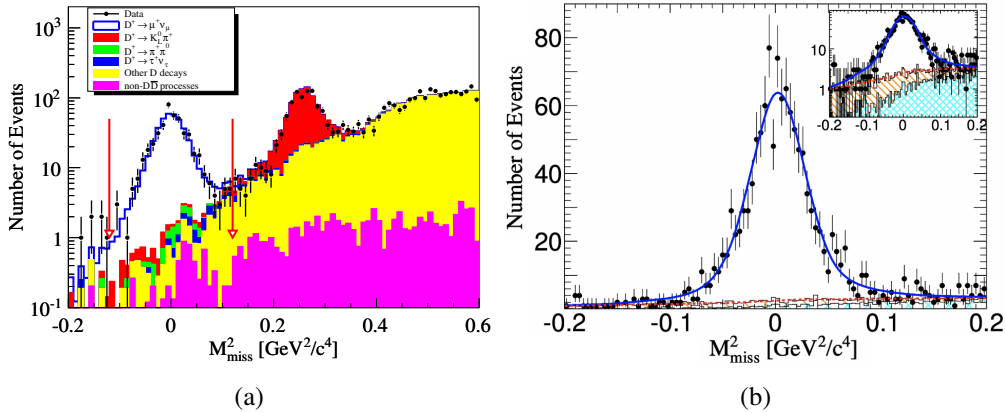


Fig. 3: The missing-mass  $M_{\text{miss}}^2$  distribution of the selected (a)  $D^+ \rightarrow \mu^+ \nu_\mu$  and (b)  $D_s^+ \rightarrow \mu^+ \nu_\mu$  candidates from Refs. [23] and [25], respectively. The error bars show the statistical uncertainty in experimental data. Arrows in plot (a) are the boundaries of the signal region, and the inset in plot (b) shows the same distribution in logarithmic scale. Plots are from Refs. [23] and [25].

and hence the signal for  $D^+ \rightarrow \mu^+ \nu_\mu$  events is the peak around  $M_{\text{miss}}^2 = 0$  as shown in Fig. 3 (a), where tiny background is smoothly distributed under the signal peak. From this, BESIII obtained the world's most accurate branching fraction measurement for  $D^+ \rightarrow \mu^+ \nu_\mu$  decay [23] as shown in Table 1. By inputting either the LQCD-calculated value for the decay constant [22] or the CKM matrix element values from a global SM fit [21], the  $|V_{cd}|$  or  $f_{D^+}$  can be extracted; the corresponding results are listed in Table 1. Using the same data sample, BESIII recently reported the first measurement of the absolute decay branching fraction for  $D^+ \rightarrow \tau^+ \nu_\tau$  with a significance of  $5.1\sigma$  [24]. The presence of additional final-state neutrinos from the  $\tau^+$  decays results in more background and a relatively larger systematic uncertainty than in the  $D^+ \rightarrow \mu^+ \nu_\mu$  decay measurement.

To study the  $D_s^+ \rightarrow \mu^+ \nu_\mu$  signal channel, BESIII uses  $e^+e^- \rightarrow D_s^+ D_s^{*-}$  collisions at the center-of-mass energy of 4178 MeV and performs a similar analysis as was used for the  $D^+ \rightarrow \mu^+ \nu_\mu$  decay measurement [25]; the  $D_s^+ \rightarrow \mu^+ \nu_\mu$  signal peak is shown in Fig. 3 (b). The absolute branching fraction and the product  $f_{D_s^+} |V_{cs}|$  are obtained as listed in Table 1. Taking the CKM matrix element  $|V_{cs}|$  from the latest global SM fit [21], the  $D_s^+$  decay constant is determined. Alternatively, taking the averaged decay constant from recent LQCD calculations [22, 26], the CKM matrix element is extracted as listed in Table 1. These are the most precise measurements to date, and provide an important calibration of the theoretical calculations of  $f_{D_s^+}$  and a stringent test of the unitarity of the CKM matrix with an improved accuracy.

Using the world average values from the Particle Data Group (PDG) [21], we determine the ratio

$$R_{\tau/\mu}^{D^+} = \Gamma(D^+ \rightarrow \tau^+ \nu_\tau) / \Gamma(D^+ \rightarrow \mu^+ \nu_\mu) = 3.21 \pm 0.64_{\text{stat}} \pm 0.43_{\text{syst}}, \quad (4)$$

which, although still statistically limited, is consistent with the SM prediction of 2.67. With BESIII's expected future  $20 \text{ fb}^{-1}$  data set at the  $\psi(3770)$  peak, as discussed in Ref. [9] and approved by the collaboration, the precision on  $R_{\tau/\mu}^{D^+}$  will be statistically improved to about 8%, which will provide an important test of the lepton flavor universality (LFU). For the  $D_s^+$ , we obtain

$$R_{\tau/\mu}^{D_s^+} = \Gamma(D_s^+ \rightarrow \tau^+ \nu_\tau) / \Gamma(D_s^+ \rightarrow \mu^+ \nu_\mu) = 9.98 \pm 0.52, \quad (5)$$

which agrees with the SM-predicted value of 9.74. Meanwhile,  $D_s^+ \rightarrow \tau^+ \nu_\tau$  decays are currently being studied at BESIII with an expected result that will have a precision comparable to that achieved for the  $D_s^+ \rightarrow \mu^+ \nu_\mu$  decay mode. This result should improve the accuracy of the  $f_{D_s^+} |V_{cs}|$  measurement and can also be used to test LFU in the ratio  $R_{\tau/\mu}^{D_s^+}$  with a precision of 4.7% based on the current data set [9]. With the expected  $6 \text{ fb}^{-1}$  data set at 4178 MeV, as discussed in Ref. [9], the precision on  $R_{\tau/\mu}^{D_s^+}$  will be systematically limited at about 3% or less, which will provide for the most stringent test of the  $\mu$ - $\tau$  LFU in heavy quark decays [27].

Finally, combining the measured  $f_{D_s^+} |V_{cs}|$  value with its  $f_{D^+} |V_{cd}|$  counterpart, along with the  $|V_{cd}/V_{cs}|$  value from the global SM fit [21], BESIII made a direct measurement of the  $f_{D_s^+}/f_{D^+}$  decay constant ratio [25] that is  $1.5\sigma$  higher than the Flavour Lattice Averaging Group (FLAG) world average value [28], as shown in Table 1. Since LQCD can make a very accurate prediction of  $f_{D_s^+}/f_{D^+}$ , which is a unique property of purely leptonic  $D^+/D_s^+$  decays, BESIII can make unambiguous measurements of fundamental SM parameters and perform detailed studies of the charmed hadron decay dynamics. For these purposes, more data are needed at the  $D\bar{D}$  and  $D_s^+ D_s^{*-}$  thresholds to pursue high-precision calibrations of LQCD calculations [9].



## B. Precision measurements of the transition form factors

In the SM, semi-leptonic decays of charmed hadrons involve the interaction of a leptonic current with a hadronic current. The latter is non-perturbative and cannot be calculated from the first principles; thus it is usually parameterized in terms of form factors. Still, the weak and strong effects in semi-leptonic decays can be well-separated, since there are no strong final-state interactions between the leptonic and hadronic systems. Among the semi-leptonic decays, the simplest case is  $D^{0/+} \rightarrow P\ell^+\nu_\ell$  (where  $P$  denotes a pseudoscalar meson), for which the differential partial decay width is given, in the limit of negligible charged lepton mass, by

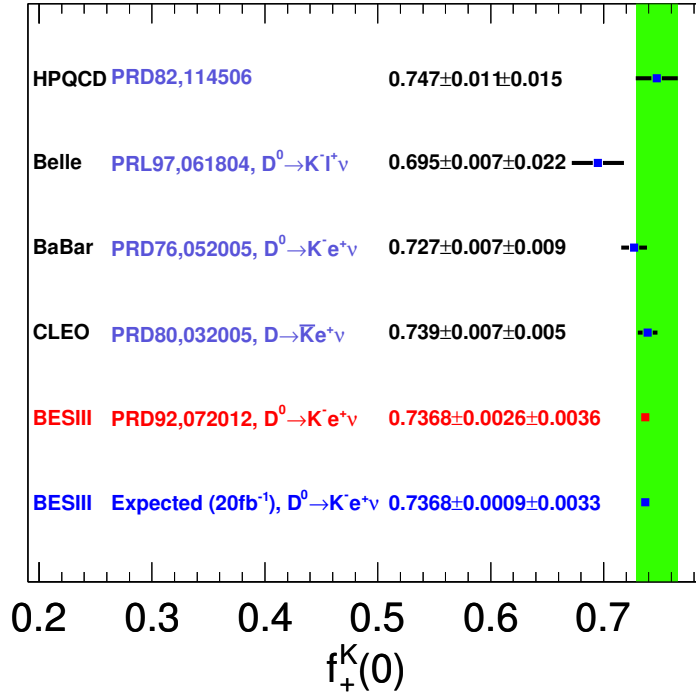
$$\frac{d\Gamma(D^{0/+} \rightarrow P\ell^+\nu_\ell)}{dq^2} = \frac{G_F^2 |V_{cq}|^2}{24\pi^3} p_P^3 |f_+^P(q^2)|^2. \quad (6)$$

$p_P$  is the magnitude of the three-momentum of the  $P$  meson in the  $D^{0/+}$  rest frame and  $f_+^P(q^2)$  is the form factor of the hadronic weak current depending on  $q^2 = |M(\ell^+\nu_\ell)|^2$ , the square of the four-momentum transfer between the initial state  $D^{0/+}$  and final-state  $P$ . Thus, semi-leptonic decays can be used to extract the product of a form factor normalization chosen to be at  $q^2 = 0$  and a CKM matrix element:  $|V_{cq}|f_+^P(0)$ . These decays allow for a robust determination of the  $|V_{cs}|$  and  $|V_{cd}|$  CKM matrix elements in conjunction with form factors determined from LQCD calculations. Alternatively, by inputting CKM matrix elements one can determine the form factors to provide high-precision tests of LQCD calculations.

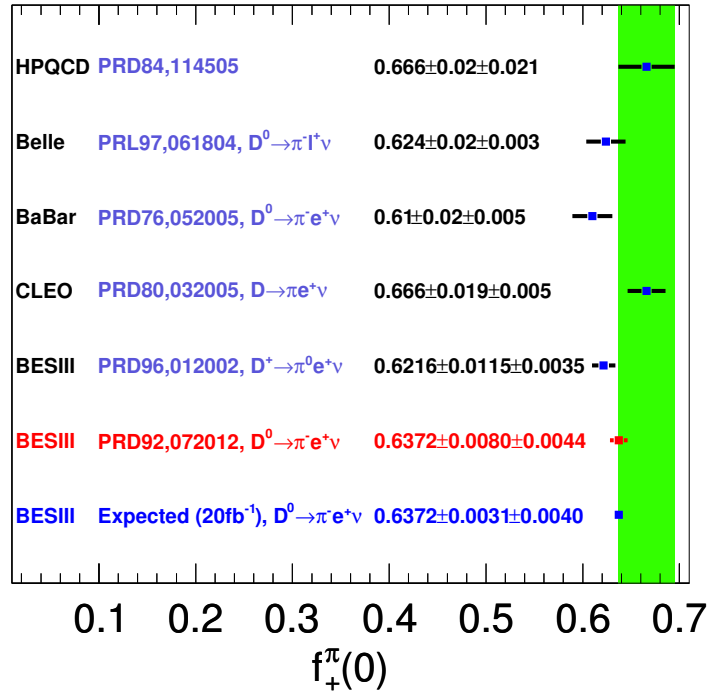
The CLEO experiment had made precision measurements of semi-leptonic charm-decay rates using a data set accumulated at the  $\psi(3770)$  peak [29]. With a three-times-larger data set, BESIII reported improved measurements of the absolute decay rates and the form factors, thereby assuming an important role in the precision tests of LQCD calculations [9].

Table 2: Measurements of  $D^0/D^+$ ,  $D_s^+$  and  $\Lambda_c$  semi-leptonic decays with near-threshold data at BESIII, and comparisons between experimental results and theoretical expectations or SM-global fit result. (Here “-” indicates not available.)

Observable	Measurement	Prediction/Fit
$\mathcal{B}(D^0 \rightarrow K^- e^+ \nu_e)$	$(3.505 \pm 0.014_{\text{stat}} \pm 0.033_{\text{syst}})\%$ [30]	-
$ V_{cs} f_+^K(0)$	$0.7172 \pm 0.0025_{\text{stat}} \pm 0.0035_{\text{syst}}$ [30]	-
$f_+^K(0)$	$0.7368 \pm 0.0026_{\text{stat}} \pm 0.0036_{\text{syst}}$ [30]	$0.747 \pm 0.011 \pm 0.015$ [28]
$\mathcal{B}(D^0 \rightarrow \pi^- e^+ \nu_e)$	$(0.295 \pm 0.004_{\text{stat}} \pm 0.003_{\text{syst}})\%$ [30]	-
$ V_{cd} f_+^\pi(0)$	$0.1435 \pm 0.0018_{\text{stat}} \pm 0.0009_{\text{syst}}$ [30]	-
$f_+^\pi(0)$	$0.6372 \pm 0.0080_{\text{stat}} \pm 0.0044_{\text{syst}}$ [30]	$0.66 \pm 0.02 \pm 0.02$ [28]
$\mathcal{B}(D^+ \rightarrow \bar{K}^0 e^+ \nu_e)$	$(8.60 \pm 0.06_{\text{stat}} \pm 0.15_{\text{syst}})\%$ [31]	-
$f_+^K(0)$	$0.725 \pm 0.004_{\text{stat}} \pm 0.012_{\text{syst}}$ [31]	$0.747 \pm 0.011 \pm 0.015$ [28]
$\mathcal{B}(D^+ \rightarrow \pi^0 e^+ \nu_e)$	$(0.363 \pm 0.008_{\text{stat}} \pm 0.005_{\text{syst}})\%$ [31]	-
$f_+^\pi(0)$	$0.622 \pm 0.012_{\text{stat}} \pm 0.003_{\text{syst}}$ [31]	$0.66 \pm 0.02 \pm 0.02$ [28]
$f_+^\pi(0)/f_+^K(0)$	$0.865 \pm 0.013$ [31]	$0.84 \pm 0.04$ [32]
$\mathcal{B}(\Lambda_c^+ \rightarrow \Lambda e^+ \nu_e)$	$(3.63 \pm 0.38_{\text{stat}} \pm 0.20_{\text{syst}})\%$ [33]	-
$\mathcal{B}(\Lambda_c^+ \rightarrow \Lambda \mu^+ \nu_\mu)$	$(3.49 \pm 0.46_{\text{stat}} \pm 0.27_{\text{syst}})\%$ [34]	-
$\mathcal{B}(\Lambda_c^+ \rightarrow \Lambda \mu^+ \nu_\mu)/\mathcal{B}(\Lambda_c^+ \rightarrow \Lambda e^+ \nu_e)$	$0.96 \pm 0.16_{\text{stat}} \pm 0.04_{\text{syst}}$ [34]	$\approx 1.0$



(a)



(b)

Fig. 4: Comparison of the results for (a)  $f_+^K(0)$  and (b)  $f_+^\pi(0)$  measured by the Belle, BaBar, CLEO-c and BESIII experiments. The green bands present the LQCD uncertainties. The value marked in red denotes the best measurement from BESIII, and the value marked in dark blue denotes the expected precision from BESIII with ten times the current data set [9]. (Courtesy of Hai-Long Ma, Institute of High Energy Physics)



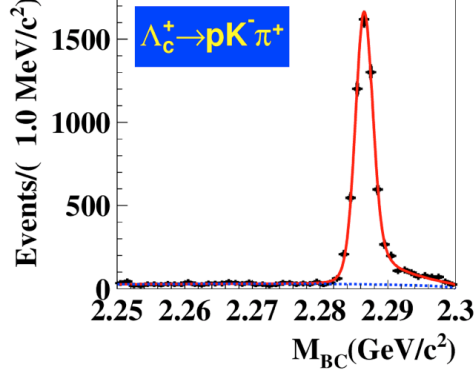


Fig. 5: Fit to the  $M_{BC}$  distribution for  $\bar{\Lambda}_c^- \rightarrow \bar{p}K^+\pi^-$  decay in the tag side. The points with error bars are data, the solid curves show the total fits, and the dashed curves are the background shapes. (Courtesy of Pei-Rong Li, Lanzhou University)

Notably, measurements of the exclusive  $D^0 \rightarrow K^-\ell^+\nu_\ell$  and  $\pi^-\ell^+\nu_\ell$  decays, as well as  $D^+ \rightarrow \bar{K}^0\ell^+\nu_\ell$  and  $\pi^0\ell^+\nu_\ell$  decay modes, with  $\ell = e$  or  $\mu$ , have been reported [30, 31]. Results for the absolute branching fractions are summarized in Table 2. From studies of the differential decay rates (see Eq. (6)), the products of hadronic form factor at  $q^2 = 0$  and the magnitude of the CKM matrix element,  $|V_{cs}|f_+^K(0)$  and  $|V_{cd}|f_+^\pi(0)$ , are shown in Table 2. Combining these products with the values of  $|V_{cs}|$  and  $|V_{cd}|$  from the SM-constrained fit [21], we extract the transition form factors

$$f_+^K(0) = 0.7368 \pm 0.0026_{\text{stat}} \pm 0.0036_{\text{syst}},$$

and

$$f_+^\pi(0) = 0.6372 \pm 0.0080_{\text{stat}} \pm 0.0044_{\text{syst}},$$

and their ratio

$$\frac{f_+^\pi(0)}{f_+^K(0)} = 0.865 \pm 0.013,$$

which is in good agreement with present average ( $0.834 \pm 0.023$ ) of LQCD calculations [27, 28] and a light cone sum rule value  $0.84 \pm 0.04$  [32]. The experimental precision is better than that of the theoretical calculation. The measurement of  $f_+^\pi(0)$  is dominated by statistical uncertainties. More data will reduce these uncertainties as discussed in the BESIII future physics programme [9]. Figure 4 shows the form factors  $f_+^K(0)$  and  $f_+^\pi(0)$  measured by various experiments together with results from LQCD calculations [27, 28].

Based on a  $567 \text{ pb}^{-1}$  data set collected at 4.6 GeV, an energy point slightly above the  $\Lambda_c^+\bar{\Lambda}_c^-$  production threshold, BESIII made the first absolute branching fraction measurement of  $\Lambda_c^+ \rightarrow \Lambda e^+\nu_e$  [33]. Similar to the tagging technique employed in the  $D\bar{D}$  threshold production, the  $\bar{\Lambda}_c^-$  is tagged via its hadronic decay modes. As an example, Fig. 5 shows the beam-constrained mass  $M_{BC}$  distribution for the  $\bar{\Lambda}_c^- \rightarrow \bar{p}K^+\pi^-$  tagging mode, where the background level is very low. This is typical for most tagging modes and demonstrates that the threshold data sets provide unique opportunities for nearly background-free charmed baryon decay measurements. Since the massless neutrino is undetected, the kinematic variable  $U_{\text{miss}} = E_{\text{miss}} - c|\vec{p}_{\text{miss}}|$  is used to infer its presence, where  $E_{\text{miss}}$  and  $\vec{p}_{\text{miss}}$  are the missing energy and missing momentum carried by the neutrino, respectively. The calculation methods of  $E_{\text{miss}}$  and  $\vec{p}_{\text{miss}}$  can be found in Ref. [33]. The  $U_{\text{miss}}$  distribution is presented in Fig. 6, and a tiny background under the signal peak is inferred.

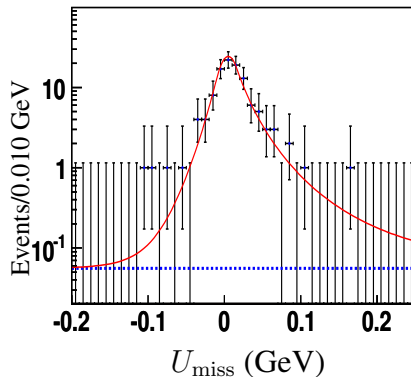


Fig. 6: Fit to the  $U_{\text{miss}}$  distribution within the  $\Lambda$  signal region [33]. The points with error bars are data, the solid curves show the total fits, and the dashed curves are the background shapes. Plot is from Ref. [33].

From this, the absolute branching fractions for  $\Lambda_c^+ \rightarrow \Lambda e^+ \nu_e$  and  $\Lambda_c^+ \rightarrow \Lambda \mu^+ \nu_\mu$  decays are determined. For the  $\Lambda_c^+ \rightarrow \Lambda e^+ \nu_e$  case, the BESIII result listed in Table 2 corresponds to a twofold improvement in the precision of the world average value. Since the branching fraction for  $\Lambda_c^+ \rightarrow \Lambda e^+ \nu_e$  is the benchmark and serves as a normalization mode for all other  $\Lambda_c^+$  semi-leptonic channels, the BESIII result allows for stringent tests of different theoretical models. For the muonic decay  $\Lambda_c^+ \rightarrow \Lambda \mu^+ \nu_\mu$ , the BESIII result is the first direct measurement [34], and with it the branching fraction ratio is determined to be:

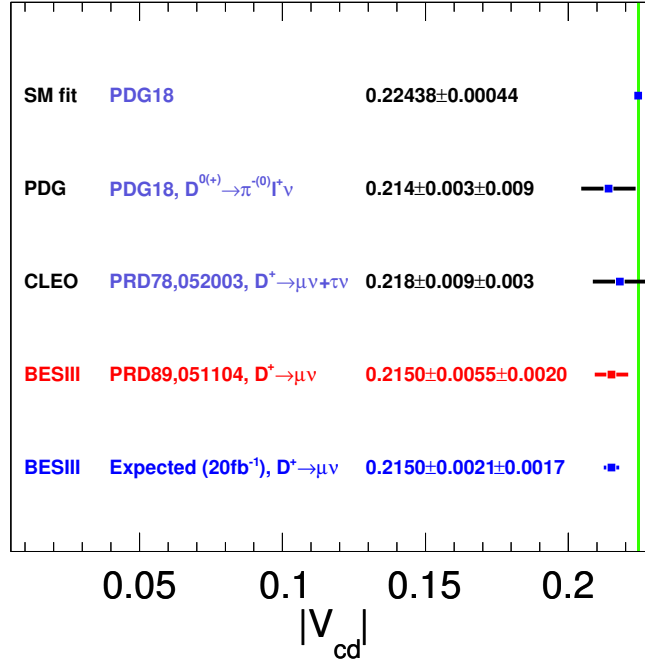
$$\mathcal{B}(\Lambda_c^+ \rightarrow \Lambda \mu^+ \nu_\mu) / \mathcal{B}(\Lambda_c^+ \rightarrow \Lambda e^+ \nu_e) = 0.96 \pm 0.16_{\text{stat}} \pm 0.04_{\text{syst}},$$

which is consistent with  $e - \mu$  LFU. The form factors for charmed baryon transition to light hyperons/baryons will be studied with high precision when more threshold data samples are collected by BESIII [9]. The detailed  $q^2$ -dependent transition form-factors can be studied at BESIII, and will provide unique calibrations of LQCD calculations. Alternatively, with LQCD predictions as input, BESIII measurements can be used to test LFU at any given  $q^2$  value.

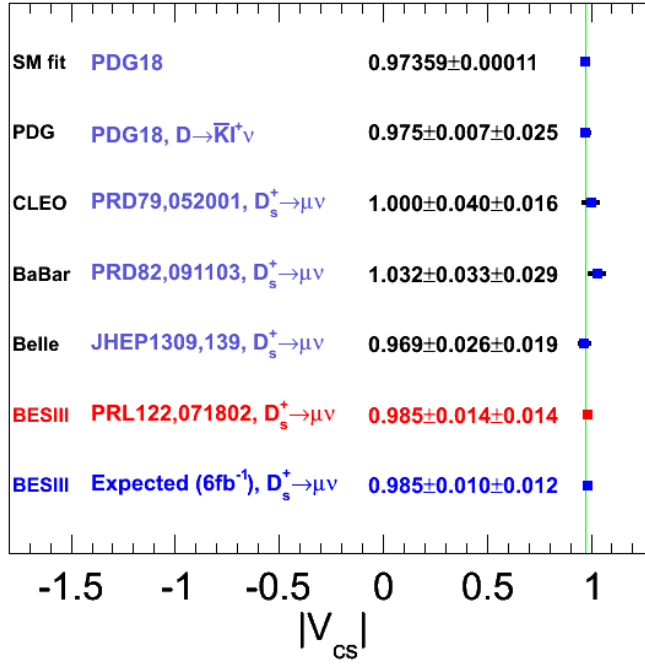
### C. Impact on CKM matrix elements: $|V_{cs}|$ and $|V_{cd}|$

If precision LQCD calculations of the decay constants and form factors are taken as inputs, measurements of branching fractions for the purely leptonic and semi-leptonic decays can be used to confront weak-interaction physics. In the past decade, great progress has been made in the LQCD calculations of decay constants. The uncertainties of the results have been reduced from the level of (1-2)% to 0.2% [28]. With these, the BESIII leptonic-decay measurements have uncertainties of 2.5% and 1.5% for  $|V_{cd}|$  and  $|V_{cs}|$ , respectively, and dominate the PDG world average values. For leptonic decays, the statistical error on  $|V_{cd}|$  is larger than the systematic error, while the statistical and systematic uncertainties of  $|V_{cs}|$  are comparable, as shown in Fig. 7. The BESIII result for  $|V_{cd}|$  listed in Fig. 7 (a) is within  $1.7\sigma$  of the value obtained from a global SM fit to the other CKM matrix element measurements that assumes unitarity.

With additional data from the next ten year physics programme for BESIII [9], the relative errors on the  $|V_{cs}|$  and  $|V_{cd}|$  determinations with purely leptonic decays will both reach the 1% level; if the  $|V_{cd}|$  result is the same as its current central value, the significance of the discrepancy would increase to about the  $4\sigma$  level as shown in Fig. 7 (a).



(a)



(b)

Fig. 7: Precision of the measurements of: (a)  $|V_{cd}|$ ; and (b)  $|V_{cs}|$ . The green bands indicate the uncertainties of the average values from the global fit in SM [35]. The circles, dots and rectangles with error bars are results derived from semi-leptonic  $D$  decays, purely leptonic  $D$  decays and other methods, respectively. The results marked in red denotes the best measurement, and the values marked in light blue denote the expected precision with the BESIII data sets that will be accumulated in the future [9]. (Courtesy of Hai-Long Ma, Institute of High Energy Physics)

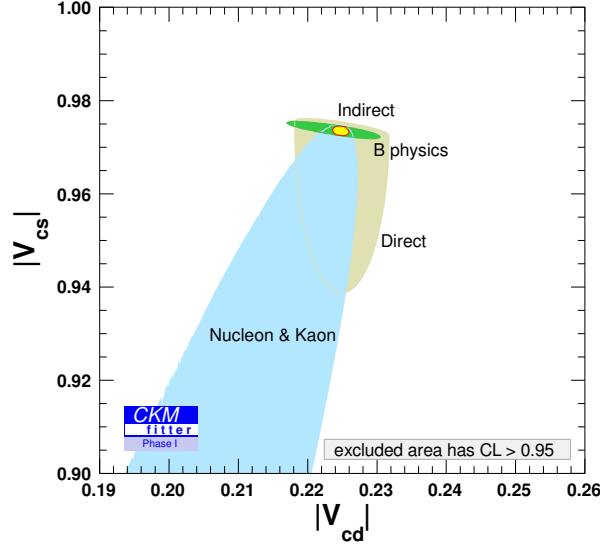


Fig. 8: Constraints on the  $(|V_{cs}|, |V_{cd}|)$  plane expected with future BESIII data-taking plan as described in the BESIII white paper [9]. The indirect (green) constraints (from  $B$  decays) are related to  $|V_{cs}|$  and  $|V_{cd}|$  by unitarity [36]. The direct (grey) constraints combine purely leptonic and semi-leptonic  $D_{(s)}$  decays from the BESIII experiment. The red circled region of the global combination corresponds to the 68% confidence level. Plot is from [9].

In addition, with the FLAG [28] world average value for  $(f_{D_s^+}/f_{D^+})^{\text{FLAG}} = 1.1783 \pm 0.0016$ , BESIII obtained  $|V_{cd}/V_{cs}|^2 = 0.048 \pm 0.003_{\text{stat}} \pm 0.001_{\text{syst}}$ , which is consistent with the one expected with the values of  $|V_{cs}|$  and  $|V_{cd}|$  given by the CKMfitter group to within  $2\sigma$  [36]. The error on the ratio  $|V_{cd}/V_{cs}|^2$  is currently dominated by the limited experimental statistics, and with the planned BESIII final data sample, we expect that the statistical uncertainty will be comparable to the systematic uncertainty which arises mainly from the LQCD decay constant calculations.

The matrix elements  $|V_{cs}|$  and  $|V_{cd}|$  can also be determined from the measured partial widths for the semi-leptonic decays  $D^{0(+)} \rightarrow \bar{K} \ell \nu_\ell$  and  $D^{0(+)} \rightarrow \pi \ell \nu_\ell$  with the computed values of the form factors from LQCD taken as inputs [28]. The results using this method are also shown in Fig. 7. At present, the uncertainties from LQCD calculations are 2.4% for  $f_+^K(0)$  and 4.4% for  $f_+^\pi(0)$ , which are significantly larger than the uncertainties from the associated experimental measurements, and, therefore, limit the determinations of  $|V_{cs}|$  and  $|V_{cd}|$  with this approach.

With the future BESIII data and improvements in the LQCD calculations on the decay constants and form factors that are expected circa 2025, we can anticipate significantly improved constraints on the  $(|V_{cs}|, |V_{cd}|)$  plane as shown in Fig. 8 [9], where direct contributions from the BESIII experiment are indicated. This will allow for precise tests of the consistency of CKM determinations from different quark sectors [9, 36].

#### D. Impact on charm lifetime and $SU(3)_F$ symmetry from inclusive semi-leptonic decays

Isospin symmetry requires that the charged and neutral  $D$  mesons have the same inclusive semi-leptonic partial widths for Cabibbo-favored (CF) decays [37], and this is confirmed by ex-

periments within measurement uncertainties [21]. This prediction is expected to be reliable, since the lepton cannot interact strongly with the final-state hadrons, and the charged and neutral  $D$  mesons differ only in the isospin of the light quark. Therefore, a precise measurement of the  $\Gamma(D^0 \rightarrow X e^+ \nu_e)/\Gamma(D^+ \rightarrow X e^+ \nu_e)$  ratio ( $X$  refers to any accessible hadronic system) provides a test of isospin symmetry. With current values from the PDG [21], one has  $\Gamma(D^0 \rightarrow X e^+ \nu_e) = (1.583 \pm 0.027) \times 10^{11} \text{ s}^{-1}$  and  $\Gamma(D^+ \rightarrow X e^+ \nu_e) = (1.545 \pm 0.031) \times 10^{11} \text{ s}^{-1}$ , and the observed ratio is

$$R_{X e \nu}^{D^0/D^+} = \frac{\Gamma(D^0 \rightarrow X e^+ \nu_e)}{\Gamma(D^+ \rightarrow X e^+ \nu_e)} = 1.025 \pm 0.027. \quad (7)$$

It indicates the need for reduction of experimental uncertainties on the branching fraction measurements before the predicted deviations of this ratio from unity can be identified. On the other hand, assuming the equality of semi-leptonic  $D^0$  and  $D^+$  partial widths, one obtains

$$\frac{\tau_{D^+}}{\tau_{D^0}} = \frac{\Gamma(D^0 \rightarrow \text{all})}{\Gamma(D^+ \rightarrow \text{all})} = \frac{\Gamma(D^0 \rightarrow \text{all})}{\Gamma(D^0 \rightarrow X e^+ \nu_e)} \frac{\Gamma(D^+ \rightarrow X e^+ \nu_e)}{\Gamma(D^+ \rightarrow \text{all})} = \frac{\mathcal{B}_{\text{SL}}^{D^+}}{\mathcal{B}_{\text{SL}}^{D^0}},$$

where  $\mathcal{B}_{\text{SL}}^{D^+}$  ( $\mathcal{B}_{\text{SL}}^{D^0}$ ) is the inclusive semi-leptonic branching fraction for  $D^+$  ( $D^0$ ). Therefore, comparison of  $\mathcal{B}_{\text{SL}}^{D^+}/\mathcal{B}_{\text{SL}}^{D^0}$  with  $\tau_{D^+}/\tau_{D^0}$  from direct lifetime measurements from other experiments provides a test of isospin symmetry in charm decays and QCD calculations. This analysis is currently ongoing at BESIII with triple the amount of CLEO-c data, and the sensitivity will be significantly improved.

Furthermore, inclusive semi-leptonic width measurements of strange and non-strange  $D$  mesons have revealed a clean determination of SU(3) breaking effects. According to the operator product expansion methods [38], the partial widths for the inclusive semi-leptonic decays of the  $D^+$ ,  $D^0$  and  $D_s^+$  mesons should be equal up to SU(3)<sub>F</sub> symmetry breaking and nonfactorizable contributions (although their phase-space differences may not be trivial [38]). With the current values from the PDG [21], one has  $\Gamma(D_s^+ \rightarrow X e^+ \nu_e) = (1.300 \pm 0.082) \times 10^{11} \text{ s}^{-1}$ , and the observed ratio is

$$R_{X e \nu}^{D_s^+/D} = \frac{\Gamma(D_s^+ \rightarrow X e^+ \nu_e)}{\Gamma(D \rightarrow X e^+ \nu_e)} = 0.830 \pm 0.053. \quad (8)$$

Thus, the semi-leptonic  $D_s^+$  decay rate is  $(17.0 \pm 5.3)\%$  lower than the charge-averaged non-strange  $D$  semi-leptonic rate. This difference not only sheds light on strong-interaction dynamics, but can serve as a useful calibration for measurements using  $D_s^+$  decays [38]. Inclusive  $D_s^+ \rightarrow X e^+ \nu_e$  decay is currently being studied at BESIII with an expected precision that will be comparable to that achieved for the corresponding  $D \rightarrow X e^+ \nu_e$  mode.

Similar to the cases for the charmed mesons ( $D^0/D^+/D_s^+$ ), the lifetime of the  $\Lambda_c^+$  charmed baryon is dominated by the weak decay of the charm quark, but is somewhat affected by the influence of the two accompanying light quarks ( $u$  and  $d$ ) in the hadron state in contrast to the single light quark component in the meson case. Therefore, it will be interesting to make a comparison between the partial widths of the inclusive semi-leptonic decays  $\Lambda_c^+ \rightarrow X e^+ \nu_e$  and  $D \rightarrow X e^+ \nu_e$ , so that one can further understand the internal interactions and structures in the charmed baryon and mesons. Information about exclusive semi-leptonic decays of the  $\Lambda_c^+$  is sparse [21], and only the  $\Lambda_c^+ \rightarrow \Lambda \ell^+ \nu_\ell$  ( $\ell = e$  and  $\mu$ ) decay mode has been measured. The measurement of the branching fraction of  $\Lambda_c^+ \rightarrow \Lambda \ell^+ \nu_\ell$  was first performed by the ARGUS collaboration [39] and subsequently by the CLEO collaboration [40]. Recently, the BESIII Collaboration measured

the absolute branching fraction of  $\Lambda_c^+ \rightarrow \Lambda \ell^+ \nu_\ell$  as discussed in Section III B [33, 34]. A comparison of the exclusive semi-leptonic decay and the inclusive semi-leptonic decay will guide searches for new semi-leptonic decay modes. Based on the threshold data at BESIII, the absolute branching fraction of the inclusive semi-leptonic decays of the  $\Lambda_c^+$  baryon is determined to be  $\mathcal{B}(\Lambda_c^+ \rightarrow X e^+ \nu_e) = (3.95 \pm 0.34_{\text{stat}} \pm 0.09_{\text{syst}})\%$  [41], from which we obtain [41]

$$\mathcal{B}(\Lambda_c^+ \rightarrow \Lambda e^+ \nu_e) / \mathcal{B}(\Lambda_c^+ \rightarrow X e^+ \nu_e) = (91.9 \pm 12.5_{\text{stat}} \pm 5.4_{\text{syst}})\%,$$

and determine the ratio

$$\Gamma(\Lambda_c^+ \rightarrow X e^+ \nu_e) / \Gamma(D \rightarrow X e^+ \nu_e) = 1.26 \pm 0.12,$$

which can be used to restrict different QCD models and understand the internal interactions and structures in the charmed baryon and mesons [38, 42, 43].

#### IV. UNIQUE PROBES WITH QUANTUM ENTANGLED $D^0 \bar{D}^0$ AND $\Lambda_c^+ \bar{\Lambda}_c^-$ STATES

BESIII operating at the  $\psi(3770)$  resonance is a ‘‘charm factory’’ that produces  $D^0 \bar{D}^0$  pairs in a state of definite charge-conjugation eigenvalue  $C = -$ . The antisymmetry of the wave function of the  $D^0 \bar{D}^0$  state induces quantum entanglement between the decay amplitudes of two  $D$  mesons. In particular, if one  $D$  meson is reconstructed in a  $CP$  eigenstate, the other  $D$  meson is required to have the opposite  $CP$  quantum number, provided  $CP$  is conserved in  $D$  decays. Thus, the transition  $\psi(3770) \rightarrow D^0 \bar{D}^0$  occupies a special place in the charm experimentalist’s and theorist’s arsenal [44]. BESIII data at  $\psi(3770)$  offers crucial experimental advantages for the determination of absolute branching fractions and interference between the two decay amplitudes from the entangled  $D^0$  and  $\bar{D}^0$  mesons [45–48], that can be used to access their relative strong phases [12]. This suite of measurements is important to the international program in precision flavor physics and widely considered to be one of the main motivations for a charm factory [9]. Particularly pertinent to this review, BESIII offers unique opportunities to search for  $CP$  violation by exploiting quantum coherence in an almost background-free environment.

Analogously, the reaction  $e^+ e^- \rightarrow \Lambda_c^+ \bar{\Lambda}_c^-$  produces charmed and anti-charmed baryon pairs. The  $\Lambda_c^+ \bar{\Lambda}_c^-$  pair must be in a  $C$ -odd quantum entangled state, which provides a unique opportunity to study the spin observables in the charmed baryon decays at BESIII.

In this section, we discuss some selected measurements, including: 1) the unique quantum-coherent measurement of strong phases in neutral  $D^0$  hadronic decays; and 2) the absolute branching fraction measurements of the  $\Lambda_c^+$  hadronic decays firstly implemented in the cleanest way near threshold. Both of these topics are highlight results in charm physics at BESIII.

##### A. Relative strong phase and constraints on the $CP$ -violation phase $\gamma$

The complex phases that result from the strong interactions between the hadrons in the final states cannot be reliably calculated in theory and must be determined experimentally [12]. The values of the strong phase differences between the Cabibbo-favored (CF) and doubly Cabibbo-suppressed (DCS) amplitudes in charmed meson decays are crucial inputs for the extraction of the  $CP$ -violation phase angle  $\gamma$ , *i.e.*, the phase of the CKM matrix element  $V_{ub}$  [16, 49], determined from measurements of  $b$ -hadron decays. A precise measurement of  $\gamma$  provides a benchmark for

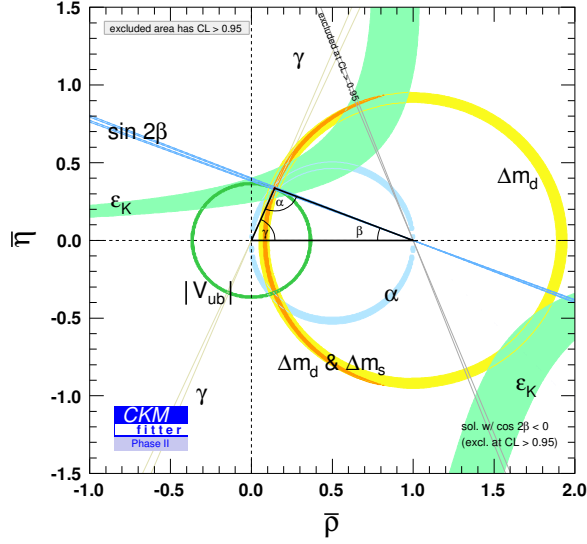


Fig. 9: Evolving constraints and the global fit in the  $(\bar{\rho}, \bar{\eta})$  plane (for  $\bar{\rho}$  and  $\bar{\eta}$  see Eq. (2)) with the anticipated improvements by considering the LHCb upgrade [1] and final data set from the Belle II experiment [65]. The  $CP$ -violation phase  $\gamma$  is expected to have an accuracy around 0.4 degrees, with the input from  $20 \text{ fb}^{-1}$  of data accumulated at the  $D\bar{D}$  threshold [9] at BESIII. The shaded areas have the 95% confidence level. The plot is from the CKM fitter group [36] for BESIII future physics programme [9]. Plot is from Ref. [9].

tests of the SM that can be used as a probe to search for evidence of physics beyond SM [36, 50, 51]. Three methods had been proposed to determine  $\gamma$  so far: GLW [52, 53], ADS [54, 55], and Dalitz (GGSZ) [56] analyses. One of the most sensitive decay modes for measuring  $\gamma$  is  $B^- \rightarrow DK^-$  with  $D \rightarrow K_S \pi^+ \pi^-$  [56], where  $D$  represents a superposition of  $D^0$  and  $\bar{D}^0$  mesons. The model-independent approach [57, 58] requires a binned Dalitz plot analysis of the amplitude-weighted average cosine and sine of the relative strong-phase between  $D^0$  and  $\bar{D}^0 \rightarrow K_S \pi^+ \pi^-$  decay amplitudes to determine  $\gamma$ . These relative strong phases can be uniquely determined from quantum-correlated  $\psi(3770) \rightarrow D^0 \bar{D}^0$  decays.

In 2009 and 2010, the CLEO experiment presented first measurements of the strong-phase parameters by using  $0.82 \text{ fb}^{-1}$  of data [59, 60]. The limited precision of these strong phase parameters translates into a systematic uncertainty for the measurement of  $\gamma$  of approximately 4 degrees [61]. In the coming decade, the statistical uncertainty of  $\gamma$  is expected to be 1.5 degrees or less, in which case the overall precision will be limited by the strong-phase inputs. Hence, measurements of the relative strong-phase parameters with improved precision are a high priority activity that is critical for a range of  $CP$ -phase measurements. At present, BESIII is the only running experiment that can take data at the  $D^0 \bar{D}^0$ -pair-production threshold. Based on  $2.93 \text{ fb}^{-1}$  of data, BESIII recently explored several methods to improve the analysis by incorporating more hadronic  $D^0$  decays to increase statistics, including the development of partial reconstruction techniques to improve signal efficiency, and taking the effects of bin migration into account to reduce possible deviations of the results [62–64]. These improvements are critical to provide better precision and accuracy compared to previous measurements [61]. Using the new BESIII results, the effect of the strong-phase uncertainty on the value of  $\gamma$  will be reduced to around 1.0 degrees,



which is approximately a factor of three smaller than what was possible with the CLEO measurements [59, 60]. This will ensure that the anticipated statistical improvements in the measurements of  $CP$ -phase  $\gamma$  at the LHCb and Belle II experiments over the next decade will have a deep impact on precision tests of the SM.

Given the future sensitivities resulting from the LHCb upgrade [1] and the final data set from Belle II [65], the overall constraints and the global CKM fit on the  $(\bar{\rho}, \bar{\eta})$  plane (for  $\bar{\rho}$  and  $\bar{\eta}$  see Eq. (2)) are shown in Fig. 9. The  $CP$ -phase  $\gamma$  is expected to have an accuracy of around 0.4 degrees [66], thanks to the BESIII charm input that will be available with the full data sample of  $20 \text{ fb}^{-1}$  at the  $D\bar{D}$  mass threshold that is part of the experiment's future running plan [9]. Based on the future largest  $D\bar{D}$  sample, quantum-coherence measurements of strong phases of more charm decay modes, as stated in Ref. [9], facilitate stringent cross check of independent approaches of determining the  $\gamma$  angle and provide constraints in world-wide averaging the  $D^0$ - $\bar{D}^0$  mixing parameters and the involved indirect CP violation. The future high-statistics  $B$  decay data at future LHCb upgrade provides sensitivity in accessing the strong phase parameters in principle. However, the final BESIII measurement is necessary input for reaching the target  $\gamma$  sensitivity.

## B. Absolute branching fraction measurements of the $\Lambda_c$ decays

Measurements of weak decays of charmed baryons provide useful information for understanding the interplay of weak and strong interactions, and are complementary to the information obtained from charmed mesons. The lightest charmed baryon  $\Lambda_c^+$ , with quark configuration  $udc$ , serves as the cornerstone of charmed baryon spectroscopy. However, the progress of the theoretical understanding of  $\Lambda_c^+$  decays has been slow [51, 67–73], mostly due to limited understanding of the non-perturbative effects in QCD theory in the charmed baryon sector.

Before 2014, most  $\Lambda_c^+$  decay branching fractions were obtained by measuring their ratios to the reference mode  $\Lambda_c^+ \rightarrow pK^-\pi^+$ , thus introducing strong correlations and compounding uncertainties. The old, experimentally averaged branching fraction,  $\mathcal{B}(\Lambda_c^+ \rightarrow pK^-\pi^+) = (5.0 \pm 1.3)\%$ , had a large uncertainty due to the introduction of model assumptions on  $\Lambda_c^+$  inclusive decays in these measurements [74]. Furthermore, only about 40% of the total decay rate had been measured and many modes were not identified, such as those with final-state neutrons. Therefore, comprehensive experimental measurements of various  $\Lambda_c^+$  hadronic decays play an important role in improving different theoretical calculations [75] and developing the QCD methodology in handling non-perturbative effects.

Based on a  $567 \text{ pb}^{-1}$  data sample accumulated at 4.6 GeV, BESIII has systematically investigated the production and decays of the  $\Lambda_c^+$  [9] for the first time using near-threshold data, which guarantee clean background and controllable systematics. BESIII provided absolute measurement of  $\mathcal{B}(\Lambda_c^+ \rightarrow pK^-\pi^+)$  by counting the relative yields of the detected  $\Lambda_c^+\bar{\Lambda}_c^-$  pairs over the single  $\Lambda_c^+$ , with the result  $(5.84 \pm 0.27_{\text{stat}} \pm 0.23_{\text{syst}})\%$  [76]. This has competitive precision to the result  $(6.84 \pm 0.24_{-0.27}^{+0.21})\%$  reported by Belle [77] at nearly the same time and the combined precision of the two measurements is 5.2%, a five-fold reduction of the previous uncertainty [78]. Since this mode is the golden channel for detecting  $\Lambda_c^+$  baryons in hadron collider experiments, the BESIII result impacts many aspects of heavy flavor physics. For instance, since the  $\Lambda_b^0$  decays primarily to  $\Lambda_c^+$  [42, 79], it constrains the measurement of  $|V_{ub}|$  via  $\Lambda_b^0 \rightarrow \Lambda_c^+\mu^-\nu$ . Improved measurements of  $\Lambda_c^+$  hadronic decays can be used to constrain charm and bottom quark fragmentation functions by counting inclusive heavy flavor baryons [80].

In addition, BESIII reported numerous absolute branching fraction measurements of two-body

Table 3: Measurements of the  $\Lambda_c^+$  hadronic decays (two-body CF, neutron-involved and SCS decays) at BESIII, and their comparisons to the previous world averages. For BESIII results, the first uncertainties are statistical and the second are systematic.

Decay channel	BESIII (%)	Previous world averages (%) [78]
<b>Two-body CF</b>		
$pK_S^0$	$1.52 \pm 0.08 \pm 0.03$ [76]	$1.15 \pm 0.30$
$\Lambda\pi^+$	$1.24 \pm 0.07 \pm 0.03$ [76]	$1.07 \pm 0.28$
$\Sigma^0\pi^+$	$1.27 \pm 0.08 \pm 0.03$ [76]	$1.05 \pm 0.28$
$\Sigma^+\pi^0$	$1.18 \pm 0.10 \pm 0.03$ [76]	$1.00 \pm 0.34$
$\Sigma^+\omega$	$1.56 \pm 0.20 \pm 0.07$ [76]	$2.7 \pm 1.0$
$\Xi^0K^+$	$0.590 \pm 0.086 \pm 0.039$ [81]	$0.50 \pm 0.12$
$\Xi(1530)^0K^+$	$0.502 \pm 0.099 \pm 0.031$ [81]	$0.4 \pm 0.1$
$\Sigma^+\eta$	$0.41 \pm 0.19 \pm 0.05$ [82]	$0.70 \pm 0.23$
$\Sigma^+\eta'$	$1.34 \pm 0.53 \pm 0.19$ [82]	First evidence
$\Sigma(1385)^+\eta$	$0.91 \pm 0.18 \pm 0.09$ [83]	$1.22 \pm 0.37$
<b>Neutron-involved</b>		
$nK_S^0\pi^+$	$1.82 \pm 0.23 \pm 0.11$ [84]	First observation
$\Sigma^-\pi^+\pi^+$	$1.81 \pm 0.17 \pm 0.09$ [85]	$2.1 \pm 0.4$
$\Sigma^-\pi^+\pi^+\pi^0$	$2.11 \pm 0.33 \pm 0.14$ [85]	First observation
<b>SCS</b>		
$p\phi$	$0.106 \pm 0.019 \pm 0.014$ [86]	$0.082 \pm 0.027$
$p\eta$	$0.124 \pm 0.028 \pm 0.010$ [87]	First evidence
$p\pi^0$	$< 0.027$ at 90% C.L. [87]	First measurement
$p\pi^+\pi^-$	$0.391 \pm 0.028 \pm 0.039$ [86]	$0.35 \pm 0.2$
$pK^+K^-$ (non- $\phi$ )	$0.0547 \pm 0.0130 \pm 0.0074$ [86]	$0.035 \pm 0.017$

CF and singly Cabibbo-suppressed (SCS) decays with improved precision, as listed in Table 3. The calculated branching fractions for these modes still have large uncertainties, and precise experimental measurements are essential to calibrate different models and explore the dynamics in charmed baryon decays. For instance, the improved precision provides crucial input to the theoretical predictions [88] for the observation channels of the doubly charmed baryon  $\Xi_{cc}^{++}$  at LHCb [89]. In particular, the improved precision of the SCS modes is useful for testing  $SU(3)_F$  symmetry in the charm sector and provides insight of the size of  $CP$  violation in the charmed baryon sector [90].

Moreover, BESIII observed, for the first time, decay modes with a neutron in the final state, including  $\Lambda_c^+ \rightarrow nK_S^0\pi^+$  [84] and  $\Sigma^-\pi^+\pi^+\pi^0$  with  $\Sigma^- \rightarrow n\pi^-$  [85]. These analyses were carried out by using the missing-mass technique to infer the presence of a final-state neutron that is only possible because of the kinematic constraints of pair production in near-threshold data at BESIII. The results provide useful input to tests of isospin symmetry in the charm sector.

The hadronic weak decays of charmed baryons are expected to violate parity conservation. For instance, in a two-body decay  $\Lambda_c^+ \rightarrow BP$  ( $B$  denotes a  $J^P = \frac{1}{2}^+$  baryon and  $P$  denotes a  $J^P = 0^-$  pseudoscalar meson) the parity asymmetry is defined as  $\alpha_{BP}^+ \equiv \frac{2\text{Re}(s^*p)}{|s|^2+|p|^2}$ , where  $s$  and  $p$  stand for the parity-violating  $s$ -wave and parity-conserving  $p$ -wave amplitudes in the decay,

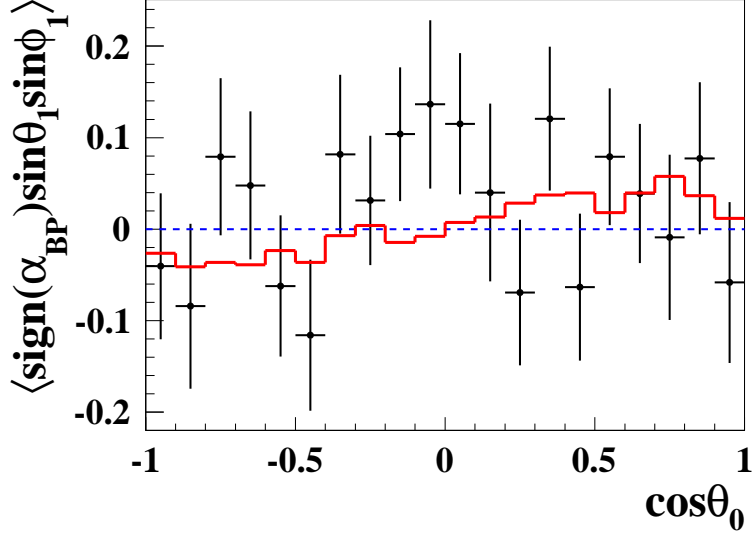


Fig. 10: The effect of the  $\Lambda_c^+$  transverse polarization vs  $\cos\theta_0$  in  $e^+e^- \rightarrow \Lambda_c\bar{\Lambda}_c$  at center-of-mass energy of 4.6 GeV. Here  $\theta_0$  is the  $\Lambda_c^+$  production angle relative to the  $e^-$ -beam direction. The solid curve is fit to data; the dotted line is expectation for zero polarization. Detailed description can be found in Ref. [93]. Plot is from Ref. [9].

respectively. For the process  $\Lambda_c^+ \rightarrow \Lambda\pi^+$ , which proceeds via a  $W$ -interaction,  $c \rightarrow W^+ + s$ , the effects of parity violation are mainly determined by studying the polarization of the produced  $\Lambda$  via its decays to  $p\pi^-$  from the initially (polarized) charmed baryons [75, 91]. If  $CP$  is violated, the decay asymmetry parameters  $\alpha_{BP}^+$  for  $\Lambda_c^+$  and  $\bar{\alpha}_{\bar{B}\bar{P}}^-$  for  $\bar{\Lambda}_c^-$  have different magnitudes but are opposite in sign. Hence, separate determinations of  $\alpha_{BP}^+$  and  $\bar{\alpha}_{\bar{B}\bar{P}}^-$  would facilitate searching for the effects of  $CP$  violation. So far, only a few decay asymmetry parameters, *e.g.*,  $\alpha_{\Lambda\pi}$  for  $\Lambda_c^+ \rightarrow \Lambda\pi^+$ , and  $\alpha_{\Sigma^+\pi^0}$  for  $\Lambda_c^+ \rightarrow \Sigma^+\pi^0$ , have been studied, and even those with limited precision [21]. Therefore, improved or new decay asymmetry measurements are desirable, as they could shed light on the decay mechanism and allow searches for  $CP$  asymmetries in the charmed baryon sector. In addition the decay asymmetry values allow for discrimination between different theoretical models, as listed in Refs. [75, 92].

In the near-threshold production of  $\Lambda_c^+\bar{\Lambda}_c^-$  pairs, non-zero transverse polarization of the  $\Lambda_c^+$  will aid the determinations of the decay asymmetries. The decay asymmetry parameters are determined by analyzing the multi-dimensional angular distributions, where the full cascade decay chains are considered. The detailed method can be found in Ref. [93], in which a joint extraction of the four decay parameters of  $\alpha_{\Lambda\pi}$ ,  $\alpha_{\Sigma^+\pi^0}$ ,  $\alpha_{\Sigma^0\pi^+}$  and  $\alpha_{p\bar{K}^0}$  at the same time was carried out based on the  $\Lambda_c^+$  sample at 4.6 GeV. An indication of a non-zero transverse polarization is seen with a significance of  $2.1\sigma$  as shown in Fig 10, which makes the measurement of the asymmetry parameter  $\alpha_{p\bar{K}^0}$  accessible experimentally for the first time. The asymmetry parameters [93] for the  $p\bar{K}^0$ ,  $\Lambda\pi^+$ ,  $\Sigma^+\pi^0$  and  $\Sigma^0\pi^+$  modes are measured to be  $0.18 \pm 0.43_{\text{stat}} \pm 0.14_{\text{syst}}$ ,  $-0.80 \pm 0.11_{\text{stat}} \pm 0.02_{\text{syst}}$ ,  $-0.57 \pm 0.10_{\text{stat}} \pm 0.07_{\text{syst}}$ , and  $-0.73 \pm 0.17_{\text{stat}} \pm 0.07_{\text{syst}}$ , respectively. In comparison with previous results, the measurements for the  $\Lambda\pi^+$  and  $\Sigma^+\pi^0$  modes are consistent but have an improved precision, while the parameters for the  $p\bar{K}^0$  and  $\Sigma^0\pi^+$  modes are measured for the first time. At present, no theoretical model provides predictions that are fully consistent with all these measurements and BESIII measurements have become benchmarks to calibrate the QCD-derived theoretical models. During BESIII's 2020 data-taking, about 10 times larger  $\Lambda_c^+$  samples were

accumulated at the center-of-mass energies between 4.6 and 4.7 GeV, and the significance of  $\Lambda_c^+$  polarization could improve to more than  $5\sigma$ . In this case the precision of the decay asymmetries will be improved at least by a factor of 3. With this information, tests of  $CP$  violations can be pursued for the two-body decays by comparing decay asymmetry parameters measured separately for  $\Lambda_c^+$  and  $\bar{\Lambda}_c^-$ .

## V. SUMMARY AND PROSPECTS

Charm particle weak decays remain an exciting field for both theoretical and experimental investigations. In this article, we summarize results on charm decays that have been obtained in the BESIII experiment with data sets collected at the production thresholds of  $D\bar{D}$ ,  $D_s^{*+}D_s^-$  and  $\Lambda_c^+\bar{\Lambda}_c^-$ . These data samples allow the application of double tag methods to fully reconstruct events even when invisible particles, such as neutrons or neutrinos, are present in the final states. This provides a unique environment to obtain the absolute branching fractions of charmed hadron decays to purely leptonic, semi-leptonic and hadronic final states with very low background levels. These BESIII measurements provide rigorous tests of QCD-based models and measurements of the CKM matrix elements  $|V_{cs}|$  and  $|V_{cd}|$ , supply inputs to CKM weak phase measurements, and test leptonic-flavor universality.

Charmed hadron studies will continue during the future upgrade of the BESIII experiment. By the end of the BESIII program, which will include some important machine upgrades, ten times the current amount data will be collected [9], and this will usher in a precision charm flavor era. High statistics data near the production thresholds with quantum-coherent initial states at BESIII will provide key measurements of the phase differences between the decay amplitudes while no reliable QCD-based computation is available. This suite of measurements is important to the worldwide flavor physics program. New input from future BESIII analyses based on larger data samples will deepen our understanding of the detailed dynamics of charm decays and hopefully facilitate reliable theoretical predictions for the  $CP$  asymmetry in charm sector [3], therefore, allowing us to search for new physics beyond the SM.

Table 4: Prospects of some key measurements with the future data-taking plan in the BESIII white paper [9].

Observable	Measurement	BESIII [9]
$\mathcal{B}(D^+ \rightarrow \ell^+ \nu_\ell)$	$f_{D^+} V_{cd} $	1.1%
$\mathcal{B}(D_s^+ \rightarrow \ell^+ \nu_\ell)$	$f_{D_s^+} V_{cs} $	1.0%
$d\Gamma(D^{0/+} \rightarrow \bar{K}\ell^+\nu_\ell)/dq^2$	$f_+^K(0) V_{cs} $	0.5%
$d\Gamma(D^{0/+} \rightarrow \pi\ell^+\nu_\ell)/dq^2$	$f_+^\pi(0) V_{cd} $	0.6%
$d\Gamma(D_s^+ \rightarrow \eta\ell^+\nu_\ell)/dq^2$	$f_+^\eta(0) V_{cs} $	0.8%
Strong phases in $D^0$	Constraint on $\gamma$	$< 0.4^\circ$
$\Lambda_c^+ \rightarrow pK^-\pi^+$	$\mathcal{B}(\Lambda_c^+ \rightarrow pK^-\pi^+)$	2%
$\Lambda_c^+ \rightarrow \Lambda\ell^+\nu_\ell$	$\mathcal{B}(\Lambda_c^+ \rightarrow \Lambda\ell^+\nu_\ell)$	3.3%

In addition, other experiments, such as LHCb and Belle II, are running and will produce huge statistics of charm hadrons, providing stringent constraints on  $CP$ -violation observables [3]. The sensitivity of the observed  $CP$  asymmetry in charmed meson decays by LHCb is about  $3 \times 10^{-4}$  [2] which is consistent with the SM expectation  $\mathcal{O}(10^{-4} - 10^{-3})$  [94]. BESIII, with  $20 \text{ fb}^{-1}$  of data

at the  $\psi(3770)$  peak, can only reach a sensitivity of a few percent level on the  $CP$ -violation measurements, and the corresponding sensitivity at a super- $\tau$ -charm factory [95, 96] is only  $\mathcal{O}(10^{-3})$ , which is still one-order-of-magnitude lower than that for the current LHCb data set [97]. However, a super- $\tau$ -charm factory has the potential to provide constraints on the decay dynamics of charmed hadrons [98]. All these experiments plus their future upgrades will continue the studies of charmed hadron physics that will deepen our understanding of strong interactions in the charm sector, and constrain the SM parameters. Finally, Table 4 presents the precision prospects for some key charmed hadron measurements that are based on the BESIII future data-taking plan.

## Acknowledgments

The authors especially thank Prof. S. L. Olsen for useful comments and suggestion. This work is supported in part by the National Key Research and Development Program of China under Contract No. 2020YFA0406400; the National Natural Science Foundation of China under Contracts Nos. 11822506, 11875054, 11935018; the Chinese Academy of Sciences (CAS) under Contract No. QYZDJ-SSW-SLH003; the CAS Large-Scale Scientific Facility Program; the Fundamental Research Funds for the Central Universities. Conflict of interest statement: none declared.

- 
- [1] A. Cerri, V. V. Gligorov and S. Malvezzi *et al.*, “Report from Working Group 4 : Opportunities in Flavour Physics at the HL-LHC and HE-LHC,” CERN Yellow Rep. Monogr. **7**, 867-1158 (2019).
  - [2] R. Aaij, C. Abellan Beteta and B. Adeva *et al.* [LHCb Collaboration], “Observation of CP Violation in Charm Decays,” Phys. Rev. Lett. **122**, 211803 (2019).
  - [3] Miroslav Saur and Fu-Sheng Yu, “Charm CPV: observation and prospects,” Sci. Bull. **65**, 1428-1431 (2020).
  - [4] Guang-Shun Huang, Hai-Bo Li and Xiao-Rui Lyu, “Highlights of the experiments performed on the Beijing Spectrometer,” Physics **49**, 499-512 (2020).
  - [5] S. Bianco, F. L. Fabbri and D. Benson *et al.*, “A Cicerone for the physics of charm,” Riv. Nuovo Cim. **26N7**, 1-200 (2003).
  - [6] Marina Artuso, Brian Meadows and Alexey A. Petrov, “Charm Meson Decays,” Ann. Rev. Nucl. Part. Sci. **58**, 249-291 (2008).
  - [7] M. Kobayashi and T. Maskawa, “CP Violation in the Renormalizable Theory of Weak Interaction,” Prog. Theor. Phys. **49**, 652-657 (1973).
  - [8] A. Ceccucci, T. Gershon and M. Kenzie *et al.*, “Origins of the method to determine the CKM angle  $\gamma$  using  $B^\pm \rightarrow DK^\pm$ ,  $D \rightarrow K_S^0 \pi^+ \pi^-$  decays,” arXiv:2006.12404 [physics.hist-ph].
  - [9] M. Ablikim, M. N. Achasov and P. Adlarson *et al.*, “Future Physics Programme of BESIII,” Chin. Phys. C **44**, 040001 (2020).
  - [10] M. Ablikim, M. N. Achasov and S. Ahmed *et al.* [BESIII Collaboration], “Measurement of  $e^+e^- \rightarrow D\bar{D}$  cross sections at the  $\psi(3770)$  resonance,” Chin. Phys. C **42**, 083001 (2018).
  - [11] R. M. Baltrusaitis, J. Becker, G. Blaylock *et al.* [MARK-III Collaboration], “Direct Measurements of Charmed d Meson Hadronic Branching Fractions,” Phys. Rev. Lett. **56**, 2140-2143 (1986).
  - [12] Zhi-Zhong Xing, “ $D^0 - \bar{D}^0$  mixing and CP violation in neutral  $D$ -meson decays,” Phys. Rev. D **55**, 196-218 (1997).

- [13] X. W. Kang, H. B. Li and G. R. Lu *et al.*, “Study of CP violation in  $\Lambda_c^+$  decay,” *Int. J. Mod. Phys. A* **26**, 2523-2535 (2011).
- [14] X. W. Kang and H. B. Li, “Study of CP violation in  $D \rightarrow VV$  decay at BESIII,” *Phys. Lett. B* **684**, 137-140 (2010).
- [15] J. Charles, S. Descotes-Genon and X. W. Kang *et al.*, “Extracting CP violation and strong phase in  $D$  decays by using quantum correlations in  $\psi(3770) \rightarrow D^0 \bar{D}^0 \rightarrow (V_1 V_2)(V_3 V_4)$  and  $\psi(3770) \rightarrow D^0 \bar{D}^0 \rightarrow (V_1 V_2)(K\pi)$ ,” *Phys. Rev. D* **81**, 054032 (2010).
- [16] L. Wolfenstein, “Parametrization of the Kobayashi-Maskawa Matrix,” *Phys. Rev. Lett.* **51**, 1945-1947 (1983).
- [17] A. J. Buras, M. E. Lautenbacher and G. Ostermaier, “Waiting for the top quark mass,  $K^+ \rightarrow \pi^+ \nu \bar{\nu}$ ,  $B_s^0 - \bar{B}_s^0$  mixing, and CP asymmetries in  $B$  decays,” *Phys. Rev. D* **50**, 3433-3446 (1994).
- [18] M. Y. Khlopov, “Effects of Symmetry Violation in Semileptonic Meson Decays,” *Sov. J. Nucl. Phys.* **28**, 583-585 (1978) [*Yad. Fiz.* **28**, 1134-1136 (1978)].
- [19] S. S. Gershtein and M. Y. Khlopov, “SU(4) Symmetry Breaking and Lepton Decays of Heavy Pseudoscalar Mesons,” *JETP Lett.* **23**, 338 (1976).
- [20] J. D. Richman and P. R. Burchat, “Leptonic and semi-leptonic decays of charm and bottom hadrons,” *Rev. Mod. Phys.* **67**, 893-976 (1995).
- [21] P. A. Zyla, R. M. Barnett and J. Beringer *et al.* [Particle Data Group], “Review of Particle Physics,” *Prog. Theor. Exp. Phys.* **2020**, 083C01 (2020).
- [22] A. Bazavov, C. Bernard and N. Brambilla *et al.* [Fermilab Lattice and MILC and TUMQCD Collaborations], “Up-, down-, strange-, charm-, and bottom-quark masses from four-flavor lattice QCD,” *Phys. Rev. D* **98**, 054517 (2018).
- [23] M. Ablikim, M. N. Achasov and X. C. Ai *et al.* [BESIII Collaboration], “Precision measurements of  $B(D^+ \rightarrow \mu^+ \nu_\mu)$ , the pseudoscalar decay constant  $f_{D^+}$ , and the quark mixing matrix element  $|V_{cd}|$ ,” *Phys. Rev. D* **89**, 051104 (2014).
- [24] M. Ablikim, M. N. Achasov and P. Adlarson *et al.* [BESIII Collaboration], “Observation of the leptonic decay  $D^+ \rightarrow \tau^+ \nu_\tau$ ,” *Phys. Rev. Lett.* **123**, 211802 (2019).
- [25] M. Ablikim, M. N. Achasov and S. Ahmed *et al.* [BESIII Collaboration], “Determination of the pseudoscalar decay constant  $f_{D_s^+}$  via  $D_s^+ \rightarrow \mu^+ \nu_\mu$ ,” *Phys. Rev. Lett.* **122**, 071802 (2019).
- [26] N. Carrasco, P. Dimopoulos and R. Frezzotti, *et al.*, “Leptonic decay constants  $f_K$ ,  $f_D$ , and  $f_{D_s}$  with  $N_f = 2 + 1 + 1$  twisted-mass lattice QCD,” *Phys. Rev. D* **91**, 054507 (2015).
- [27] Y. S. Amhis, Sw. Banerjee and E. Ben-Haim *et al.* [HFLAV Collaboration], “Averages of  $b$ -hadron,  $c$ -hadron, and  $\tau$ -lepton properties as of 2018,” arXiv:1909.12524 [hep-ex].
- [28] S. Aoki, Y. Aoki and D. Bećirević *et al.* [Flavour Lattice Averaging Group], “FLAG Review 2019,” *Eur. Phys. J. C* **80**, 113 (2020).
- [29] D. Besson, T. K. Pedlar and J. Xavier *et al.* [CLEO Collaboration], “Improved measurements of  $D$  meson semi-leptonic decays to  $\pi$  and  $K$  mesons,” *Phys. Rev. D* **80**, 032005 (2009).
- [30] M. Ablikim, M. N. Achasov and X. C. Ai *et al.* [BESIII Collaboration], “Study of Dynamics of  $D^0 \rightarrow K^- e^+ \nu_e$  and  $D^0 \rightarrow \pi^- e^+ \nu_e$  Decays,” *Phys. Rev. D* **92**, 072012 (2015).
- [31] M. Ablikim, M. N. Achasov and S. Ahmed *et al.* [BESIII Collaboration], “Analysis of  $D^+ \rightarrow \bar{K}^0 e^+ \nu_e$  and  $D^+ \rightarrow \pi^0 e^+ \nu_e$  semi-leptonic decays,” *Phys. Rev. D* **96**, 012002 (2017).
- [32] P. Ball, “Testing QCD sum rules on the light-cone in  $D \rightarrow (\pi, K) \ell \nu$  decays,” *Phys. Lett. B* **641**, 50-56 (2006).
- [33] M. Ablikim, M. N. Achasov and X. C. Ai *et al.* [BESIII Collaboration], “Measurement of the absolute branching fraction for  $\Lambda_c^+ \rightarrow \Lambda e^+ \nu_e$ ,” *Phys. Rev. Lett.* **115**, 221805 (2015).
- [34] M. Ablikim, M. N. Achasov and S. Ahmed *et al.* [BESIII Collaboration], “Measurement of the abso-

- lute branching fraction for  $\Lambda_c^+ \rightarrow \Lambda \mu^+ \nu_\mu$ ,” Phys. Lett. B **767**, 42-47 (2017).
- [35] M. Tanabashi, K. Hagiwara and K. Hikasa *et al.* [Particle Data Group], “Review of Particle Physics,” Phys. Rev. D **98**, 030001 (2018) and 2019 update.
- [36] J. Charles, A. Hocker and H. Lacker *et al.* [CKMfitter Group], “CP violation and the CKM matrix: Assessing the impact of the asymmetric  $B$  factories,” Eur. Phys. J. C **41**, 1-131 (2005); and updates at <http://ckmfitter.in2p3.fr>
- [37] A. Pais and S. B. Treiman, “Charmed Meson Lifetime Ratios and Production in  $e^+ - e^-$  Collisions,” Phys. Rev. D **15**, 2529-2532 (1977).
- [38] M. Gronau and J. L. Rosner, “Ratios of heavy hadron semi-leptonic decay rates,” Phys. Rev. D **83**, 034025 (2011).
- [39] H. Albrecht, H. Ehrlichmann and T. Hamacher *et al.* [ARGUS Collaboration], “Observations of  $\Lambda_c^+$  semi-leptonic decay,” Phys. Lett. B **269**, 234-242 (1991).
- [40] T. Bergfeld, B. I. Eisenstein and G. Gollin *et al.* [CLEO Collaboration], “Study of the decay  $\Lambda_c^+ \rightarrow \Lambda l^+ \nu_l$ ,” Phys. Lett. B **323**, 219-226 (1994).
- [41] M. Ablikim, M. N. Achasov and S. Ahmed *et al.* [BESIII Collaboration], “Measurement of the absolute branching fraction of the inclusive semi-leptonic  $\Lambda_c^+$  decay,” Phys. Rev. Lett. **121**, 251801 (2018).
- [42] J. L. Rosner, “Prospects for improved  $\Lambda_c$  branching fractions,” Phys. Rev. D **86**, 014017 (2012).
- [43] A. V. Manohar and M. B. Wise, “Inclusive semi-leptonic  $B$  and polarized  $\Lambda_b$  decays from QCD,” Phys. Rev. D **49**, 1310-1329 (1994).
- [44] G. Wilkinson, “Charming synergies: the role of charm-threshold studies in the search for physics beyond the Standard Model,” Sci. Bull. **66**, 2251-2253 (2021).
- [45] M. Ablikim, M. N. Achasov and X. C. Ai *et al.* [BESIII Collaboration], Amplitude Analysis of the  $D^+ \rightarrow K_S^0 \pi^+ \pi^0$  Dalitz Plot, Phys. Rev. D **89**, 052001 (2014).
- [46] M. Ablikim, M. N. Achasov and S. Ahmed *et al.* [BESIII Collaboration], “Observation of the  $W$ -Annihilation Decay  $D_s^+ \rightarrow \omega \pi^+$  and Evidence for  $D_s^+ \rightarrow \omega K^+$ ,” Phys. Rev. D **99**, 091101 (2019).
- [47] M. Ablikim, M. N. Achasov and X. C. Ai *et al.* [BESIII Collaboration], “Measurement of the branching fractions of  $D_s^+ \rightarrow \eta' X$  and  $D_s^+ \rightarrow \eta' \rho^+$  in  $e^+ e^- \rightarrow D_s^+ D_s^-$ ,” Phys. Lett. B **750**, 466-474 (2015).
- [48] M. Ablikim, M. N. Achasov and X. C. Ai *et al.* [BESIII Collaboration], “Observation of the Singly Cabibbo-Suppressed Decay  $D^+ \rightarrow \omega \pi^+$  and Evidence for  $D^0 \rightarrow \omega \pi^0$ ,” Phys. Rev. Lett. **116**, 082001 (2016).
- [49] L. L. Chau and W. Y. Keung, “Comments on the Parametrization of the Kobayashi-Maskawa Matrix,” Phys. Rev. Lett. **53**, 1802-1805 (1984).
- [50] J. Brod and J. Zupan, “The ultimate theoretical error on  $\gamma$  from  $B \rightarrow DK$  decays,” Journal of High Energy Physics **1401**, 051 (2014).
- [51] D. M. Asner, T. Barnes and J. M. Bian *et al.*, “Physics at BES-III,” Int. J. Mod. Phys. A **24**, S1-794 (2009).
- [52] M. Gronau and D. London, “How to determine all the angles of the unitarity triangle from  $B_d^0 \rightarrow DK_s$  and  $B_s^0 \rightarrow D\phi$ ,” Phys. Lett. B **253**, 483-488 (1991).
- [53] M. Gronau and D. Wyler, “On determining a weak phase from CP asymmetries in charged  $B$  decays,” Phys. Lett. B **265**, 172-176 (1991).
- [54] D. Atwood, I. Dunietz and A. Soni, “Enhanced CP Violation with  $B \rightarrow KD^0(\bar{D}^0)$  Modes and Extraction of the Cabibbo-Kobayashi-Maskawa Angle  $\gamma$ ,” Phys. Rev. Lett. **78**, 3257-3260 (1997)
- [55] D. Atwood, I. Dunietz and A. Soni, “Improved methods for observing CP violation in  $B^\pm \rightarrow KD$  and measuring the CKM phase  $\gamma$ ,” Phys. Rev. D **63**, 036005 (2001)
- [56] A. Giri, Y. Grossman and A. Soffer *et al.*, “Determining  $\gamma$  using  $B^\pm \rightarrow DK^\pm$  with multibody  $D$



- decays,” *Phys. Rev. D* **68**, 054018 (2003).
- [57] A. Bondar and A. Poluektov, “Feasibility study of model-independent approach to  $\phi(3)$  measurement using Dalitz plot analysis,” *Eur. Phys. J. C* **47**, 347-353 (2006).
- [58] A. Bondar and A. Poluektov, “The Use of quantum-correlated  $D^0$  decays for  $\phi_3$  measurement,” *Eur. Phys. J. C* **55**, 51-56 (2008).
- [59] R. A. Briere, H. Vogel and P. U. E. Onyisi *et al.* [CLEO Collaboration], “First model-independent determination of the relative strong phase between  $D^0$  and  $\bar{D}^0 \rightarrow K_S^0 \pi^+ \pi^-$  and its impact on the CKM Angle  $\gamma/\phi_3$  measurement,” *Phys. Rev. D* **80**, 032002 (2009).
- [60] J. Libby, M. Kornicer and R. E. Mitchell *et al.* [CLEO Collaboration], “Model-independent determination of the strong-phase difference between  $D^0$  and  $\bar{D}^0 \rightarrow K_{S,L}^0 h^+ h^-$  ( $h = \pi, K$ ) and its impact on the measurement of the CKM angle  $\gamma/\phi_3$ ,” *Phys. Rev. D* **82**, 112006 (2010).
- [61] R. Aaij, B. Adeva and M. Adinolf *et al.* [LHCb Collaboration], “Measurement of the CKM angle  $\gamma$  using  $B^\pm \rightarrow DK^\pm$  with  $D \rightarrow K_S^0 \pi^+ \pi^-, K_S^0 K^+ K^-$  decays,” *Journal of High Energy Physics* **1808**, 176 (2018); Erratum: [*Journal of High Energy Physics* **1810**, 107 (2018)].
- [62] M. Ablikim, M. N. Achasov and P. Adlarson *et al.* [BESIII Collaboration], “Model-independent determination of the relative strong-phase difference between  $D^0$  and  $\bar{D}^0 \rightarrow K_{S,L}^0 \pi^+ \pi^-$  and its impact on the measurement of the CKM angle  $\gamma/\phi_3$ ,” *Phys. Rev. D* **101**, 112002 (2020).
- [63] M. Ablikim, M. N. Achasov and P. Adlarson *et al.* [BESIII Collaboration], “Determination of strong-phase parameters in  $D \rightarrow K_{S,L}^0 \pi^+ \pi^-$ ,” *Phys. Rev. Lett.* **124**, 241802 (2020).
- [64] M. Ablikim, M. N. Achasov and S. Ahmed *et al.* [BESIII Collaboration], “Improved model-independent determination of the strong-phase difference between  $D^0$  and  $\bar{D}^0 \rightarrow K_{S,L}^0 K^+ K^-$  decays,” *Phys. Rev. D* **102**, 052008 (2020).
- [65] E. Kou, P. Urquijo and W. Altmannshofer *et al.*, “The Belle II Physics Book,” *Prog. Theor. Exp. Phys.* **2019**, 123C01 (2019) Erratum: [*Prog. Theor. Exp. Phys.* **2020**, 029201 (2020)].
- [66] R. Aaij, I. Bediaga and M. Cruz Torres *et al.* [LHCb Collaboration], “Physics case for an LHCb Upgrade II - Opportunities in flavour physics, and beyond, in the HL-LHC era,” [arXiv:1808.08865 [hep-ex]].
- [67] J. G. Körner and M. Krämer, “Exclusive nonleptonic charm baryon decays,” *Z. Phys. C* **55**, 659-670 (1992).
- [68] T. Uppal, R. C. Verma and M. P. Khanna, “Constituent quark model analysis of weak mesonic decays of charm baryons,” *Phys. Rev. D* **49**, 3417-3425 (1994).
- [69] P. Zenczykowski, “Quark and pole models of nonleptonic decays of charmed baryons,” *Phys. Rev. D* **50**, 402-411 (1994).
- [70] L. L. Chau, H. Y. Cheng and B. Tseng, “Analysis of two-body decays of charmed baryons using the quark diagram scheme,” *Phys. Rev. D* **54**, 2132-2160 (1996).
- [71] K. K. Sharma and R. C. Verma, “SU(3) flavor analysis of two-body weak decays of charmed baryons,” *Phys. Rev. D* **55**, 7067-7074 (1997).
- [72] Y. Kohara, “Two-body nonleptonic decays of charmed baryons,” *Nuovo Cim. A* **111**, 67-73 (1998).
- [73] M. A. Ivanov, J. G. Körner and V. E. Lyubovitskij *et al.*, “Exclusive nonleptonic decays of bottom and charm baryons in a relativistic three quark model: Evaluation of nonfactorizing diagrams,” *Phys. Rev. D* **57**, 5632-5652 (1998).
- [74] D. E. Jaffe, G. Masek and H. P. Paar *et al.* [CLEO Collaboration], “Measurement of  $B(\Lambda_c^+ \rightarrow pK^- \pi^+)$ ,” *Phys. Rev. D* **62**, 072005 (2000).
- [75] H. Y. Cheng, “Charmed baryons circa 2015,” *Front. Phys. (Beijing)* **10**, 101406 (2015).
- [76] M. Ablikim, M. N. Achasov and X. C. Ai *et al.* [BESIII Collaboration], “Measurements of absolute hadronic branching fractions of  $\Lambda_c^+$  baryon,” *Phys. Rev. Lett.* **116**, 052001 (2016).

- [77] A. Zupanc, C. Bartel and N. Gabyshev *et al.* [Belle Collaboration], “Measurement of the Branching Fraction  $\mathcal{B}(\Lambda_c^+ \rightarrow pK^- \pi^+)$ ,” *Phys. Rev. Lett.* **113**, 042002 (2014).
- [78] K. A. Olive, K. Agashe and C. Amsler *et al.* [Particle Data Group], “Review of Particle Physics,” *Chin. Phys. C* **38**, 090001 (2014).
- [79] S. A. Dytman, J. A. Mueller and S. Nam *et al.* [CLEO Collaboration], “Measurement of exclusive B decays to final states containing a charmed baryon,” *Phys. Rev. D* **66**, 091101 (2002).
- [80] R. Aaij, C. Abellan Beteta and B. Adeva *et al.* [LHCb Collaboration], “Measurement of  $b$ -hadron production fractions in 7 TeV pp collisions,” *Phys. Rev. D* **85**, 032008 (2012).
- [81] M. Ablikim, M. N. Achasov and S. Ahmed *et al.* [BESIII Collaboration], “Measurements of absolute branching fractions for  $\Lambda_c^+ \rightarrow \Xi^0 K^+$  and  $\Xi(1530)^0 K^+$ ,” *Phys. Lett. B* **783**, 200-206 (2018).
- [82] M. Ablikim, M. N. Achasov and S. Ahmed *et al.* [BESIII Collaboration], “Evidence for the decays of  $\Lambda_c^+ \rightarrow \Sigma^+ \eta$  and  $\Sigma^+ \eta'$ ,” *Chin. Phys. C* **43**, 083002 (2019).
- [83] M. Ablikim, M. N. Achasov and S. Ahmed *et al.* [BESIII Collaboration], “Measurement of the absolute branching fractions of  $\Lambda_c^+ \rightarrow \Lambda \eta \pi^+$  and  $\Sigma(1385)^+ \eta$ ,” *Phys. Rev. D* **99**, 032010 (2019).
- [84] M. Ablikim, M. N. Achasov and S. Ahmed *et al.* [BESIII Collaboration], “Observation of  $\Lambda_c^+ \rightarrow n K_S^0 \pi^+$ ,” *Phys. Rev. Lett.* **118**, 112001 (2017).
- [85] M. Ablikim, M. N. Achasov and S. Ahmed *et al.* [BESIII Collaboration], “Observation of the decay  $\Lambda_c^+ \rightarrow \Sigma^- \pi^+ \pi^+ \pi^0$ ,” *Phys. Lett. B* **772**, 388-393 (2017).
- [86] M. Ablikim, M. N. Achasov and S. Ahmed *et al.* [BESIII Collaboration], “Measurement of Singly Cabibbo Suppressed Decays  $\Lambda_c^+ \rightarrow p \pi^+ \pi^-$  and  $\Lambda_c^+ \rightarrow p K^+ K^-$ ,” *Phys. Rev. Lett.* **117**, 232002 (2016).
- [87] M. Ablikim, M. N. Achasov and S. Ahmed *et al.* [BESIII Collaboration], “Evidence for the singly-Cabibbo-suppressed decay  $\Lambda_c^+ \rightarrow p \eta$  and search for  $\Lambda_c^+ \rightarrow p \pi^0$ ,” *Phys. Rev. D* **95**, 111102 (2017).
- [88] F. S. Yu, H. Y. Jiang and R. H. Li *et al.*, “Discovery Potentials of Doubly Charmed Baryons,” *Chin. Phys. C* **42**, 051001 (2018).
- [89] R. Aaij, B. Adeva and M. Adinolf *et al.* [LHCb Collaboration], “Observation of the doubly charmed baryon  $\Xi_{cc}^{++}$ ,” *Phys. Rev. Lett.* **119**, 112001 (2017).
- [90] C. Q. Geng, Y. K. Hsiao and C. W. Liu *et al.*, “Charmed Baryon Weak Decays with SU(3) Flavor Symmetry,” *Journal of High Energy Physics* **1711**, 147 (2017).
- [91] D. Wang, R. G. Ping and L. Li *et al.*, *Chin. Phys. C* **41**, 023106 (2017).
- [92] H. Y. Cheng, “Charmed Baryon Physics Circa 2021,” [arXiv:2109.01216 [hep-ph]].
- [93] M. Ablikim, M. N. Achasov and P. Adlarson *et al.* [BESIII Collaboration], “Measurements of Weak Decay Asymmetries of  $\Lambda_c^+ \rightarrow p K_S^0, \Lambda \pi^+, \Sigma^+ \pi^0$ , and  $\Sigma^0 \pi^+$ ,” *Phys. Rev. D* **100**, 072004 (2019).
- [94] H. Y. Cheng and C. W. Chiang, “SU(3) symmetry breaking and CP violation in D -i PP decays,” *Phys. Rev. D* **86**, 014014 (2012).
- [95] A. E. Bondar *et al.* [Charm-Tau Factory], “Project of a Super Charm-Tau factory at the Budker Institute of Nuclear Physics in Novosibirsk,” *Yad. Fiz.* **76**, 1132-1145 (2013).
- [96] Q. Luo, W. Gao and J. Lan *et al.*, Progress of Conceptual Study for the Accelerators of a 2-7GeV Super Tau Charm Facility at China. In: Proc. 10th International Particle Accelerator Conference (IPAC'19), Melbourne, Australia, 2019.
- [97] Z. Z. Xing, “A U-spin prediction for the CP-forbidden transition  $e^+ e^- \rightarrow D^0 \bar{D}^0 \rightarrow (K^+ K^-)_D (\pi^+ \pi^-)_D$ ,” *Mod. Phys. Lett. A* **34**, 1950238 (2019).
- [98] A. Bondar, A. Poluektov and V. Vorobiev, “Charm mixing in the model-independent analysis of correlated  $D^0 \bar{D}^0$  decays,” *Phys. Rev. D* **82**, 034033 (2010).