

# Permutation Tests at Nonparametric Rates

Marinho Bertanha\* EunYi Chung<sup>†</sup>

February 26th, 2021

## Abstract

Classical two-sample permutation tests for equality of distributions have exact size in finite samples, but they fail to control size for testing equality of parameters that summarize each distribution. This paper proposes permutation tests for equality of parameters that are estimated at root-n or slower rates. Our general framework applies to both parametric and nonparametric models, with two samples or one sample split into two subsamples. Our tests have correct size asymptotically while preserving exact size in finite samples when distributions are equal. They have no loss in local-asymptotic power compared to tests that use asymptotic critical values. We propose confidence sets with correct coverage in large samples that also have exact coverage in finite samples if distributions are equal up to a transformation. We apply our theory to four commonly-used hypothesis tests of nonparametric functions evaluated at a point. Lastly, simulations show good finite sample properties of our tests.

**Keywords:** Permutation Tests, Confidence Sets, Nonparametrics

**JEL Classification:** C12, C14, C15

---

\*Department of Economics, University of Notre Dame. Address: 3060 Jenkins Nanovic Halls, Notre Dame, IN 46556. Email: mbertanha@nd.edu. Website: [www.nd.edu/~mbertanh](http://www.nd.edu/~mbertanh).

<sup>†</sup>Department of Economics, University of Illinois at Urbana-Champaign. Address: 1407 W Gregory Dr, Urbana, IL 61802. Email: eunyi@illinois.edu. Website: [economics.illinois.edu/profile/eunyi](http://economics.illinois.edu/profile/eunyi)

# 1 Introduction

Applications of permutation tests have gained widespread popularity in empirical analyses in the social and natural sciences. Classical two-sample permutation tests are appealing to applied researchers because they are easy to implement and have exact size in finite samples under the sharp null hypothesis, that is, when the distributions are the same. However, researchers are often interested in testing equality of parameters that summarize the whole distribution. For example, one may want to test equality of average outcomes between treatment and control groups while nonparametrically controlling for age and income. The classical permutation tests fails to control size under such nulls, both in finite and large samples.

This paper proposes robust two-sample permutation tests for equality of parameters that are estimated at root- $n$  or slower rates. The tests are robust in the sense that they control size asymptotically while preserving finite-sample exactness under the sharp null. Our general framework covers both parametric and nonparametric models, in cases with two samples from two populations or one sample from a union of two populations. In addition, the paper makes three further contributions. First, we derive the asymptotic distribution of permutation tests by proving the coupling approximation in our framework without assuming the null hypothesis. Second, we provide four examples of tests in widely-used nonparametric models, and we prove that they satisfy the conditions of our framework. Third, we construct robust confidence sets for a discrepancy measure between the two populations. The confidence sets are robust in the sense that they have correct coverage asymptotically and exact coverage in finite samples if the sharp null holds under a class of transformations.

Our framework considers a summary parameter which one consistently estimates using an asymptotically linear statistic. The influence function depends on the data and population distribution as well as the sample size. There may be two iid samples from two populations or one iid sample from a union of two populations. In the case of one sample, there is a variable in the data that identifies the population of each observation, and the sample is split into two. The researcher applies the estimator to each of the two samples, computes the difference, and tests whether the two parameters are equal. The classical permutation test compares the estimated difference to critical values from the permutation distribution, that is, the distribution of estimates over all permutations of observations across the two samples.

We derive the asymptotic permutation distribution of the estimated difference and find it to be generally different from its asymptotic sampling distribution. This leads the classical permutation test to have incorrect size. The derivation has two key technical features. First,

we use the coupling approximation, which consists of two parts: (i) replacing the original sample with a new sample from a particular mixture of the two populations; and (ii) proving that such replacement renders no change in the asymptotic permutation distribution of the test statistic. Note that we prove the coupling approximation holds without assuming the null hypothesis. This requires a new bound on the variance of the approximation error. Second, sample sizes are random when the researcher splits one sample into two as a function of the data. Thus, the derivation of the limiting distribution must be valid conditional on any sequence of sample splits that occurs with probability one. Additionally, the asymptotic expansion of estimators must hold uniformly over convex combinations of the two populations.

Our proposed permutation test uses a studentized test statistic, which is the estimated difference of parameters divided by a consistent estimator of its standard deviation. We then show that both the asymptotic permutation and sampling distributions are standard normal. It follows that our permutation test has correct size in large samples, and its asymptotic power against local alternatives is identical to the test that relies on critical values from a standard normal. Finally, we construct a confidence set by inverting our test, which requires testing null hypotheses that are more general than simple equality of parameters. We propose ways to transform the data in order to test more general hypotheses while preserving finite sample exactness when populations are equal up to the data transformations.

Examples of applications of permutation tests abound. Table 2 in the supplement lists top-publications from the last decade in a variety of disciplines that use permutation tests, and this broad applicability motivates our extension of the theory. We illustrate our framework using four nonparametric examples of hypothesis tests that are widely used in empirical studies. The first and second examples test equality at a point of nonparametric conditional mean and quantile functions, respectively. The third and fourth examples test continuity at a point of nonparametric conditional mean or probability density functions (PDFs), respectively. We explain how to implement the permutation test in each case and give sufficient conditions to derive the limiting permutation distribution. Implementation requires a sign change and sample splitting in the third and fourth examples. The derivation of limiting distributions adapts existing works in nonparametrics to demonstrate that kernel estimators are asymptotic linear uniformly, as needed by our framework. We find that asymptotic size control requires studentization except for the fourth example.

### *Related Literature*

The insight of robustness through studentization has been proposed before in specific models: Neuhaus (1993), Janssen (1997), Janssen (2005), Neubert and Brunner (2007), and Pauly et al. (2015). Robustness is also achieved by the pre-pivoting method (Chung and

Romano (2016); Fogarty (2021)). Canay et al. (2017) study randomization tests that have correct size in large samples under an approximate symmetry condition. More related to this paper is the work by Chung and Romano (2013), who propose two-sample permutation tests for equality of parameters that are estimated at root- $n$  by asymptotic linear statistics. It is important to emphasize that this paper is not a straightforward generalization of their work. Our framework allows for nonparametric rates, influence functions that depend on  $n$ , and random sample sizes that arise from sample splitting. Moreover, our verification of the coupling approximation differs from that of Chung and Romano (2013) because we do not assume the null hypothesis. All these features make many of our proofs substantially different from theirs.

Previous works have also considered randomization tests for continuity of nonparametric models at a point. Cattaneo et al. (2015) propose local randomization inference procedures for a sharp null hypothesis, while Canay and Kamat (2018) provide permutation tests for continuity of the whole distribution of an outcome variable conditional on a control variable at a point. In contrast, our permutation test applies to testing continuity of summary statistics of the conditional distribution such as mean, quantile, variance, etc. Our fourth example is related to Bugni and Canay (2021), who propose a sign-change randomization test for continuity of PDFs at a point, where critical values come from maximizing a function of a binomial distribution. We show how the same null hypothesis fits into our framework and is testable using permutation tests. The last two papers use the insightful idea that non-iid order statistics converge in distribution to iid variables, which is technically distinct from our coupling approximation. Finally, permutation-based confidence sets have only been proposed before in specific settings. For example, the confidence sets of Imbens and Rosenbaum (2005) assume that treatment effects divided by treatment doses are constant across individuals and that the distribution of treatment eligibility is known.

The rest of this paper is outlined as follows. Section 2 presents the general framework, assumptions, and asymptotic distributions of the classical and robust permutation tests. Section 3 studies how our theory applies to four nonparametric examples. Section 4 explains how to invert permutation tests to build robust confidence sets. Section 5 displays a simulation study that confirms our theory and illustrates good finite sample properties of the robust permutation test. The supplement contains all the proofs.

## 2 Theory

There are two populations  $P_1$  and  $P_2$ , and a real-valued parameter  $\theta(P_k)$  summarizing

distribution  $P_k$ ,  $k = 1, 2$ . The null hypothesis is stated as

$$H_0 : \theta(P_1) = \theta(P_2). \quad (2.1)$$

For each population  $k$ , there are  $n_k$  iid observations  $\mathbf{Z}_{k,i} \in \mathbb{R}^q$  from distribution  $P_k$ ,  $i = 1, \dots, n_k$ . Observations are independent across  $k$  and the total number of observations is  $n = n_1 + n_2$ . We define  $\mathcal{P}$  to be the convex hull of  $\{P_1, P_2\}$ . Throughout this paper, random variables with subscript “k” indicate they have distribution  $P_k$ , e.g.,  $\mathbf{Z}_k$ ; for any other distribution in  $\mathcal{P}$ , the random variable is denoted  $\mathbf{V} \in \mathbb{R}^q$ . Operators such as  $\mathbb{P}$ ,  $\mathbb{E}$ , or  $\mathbb{V}$  applied to  $\mathbf{Z}_k$  do not carry the subscript  $P_k$ , but operators applied to  $\mathbf{V}$  carry the subscript  $P$ , e.g.,  $\mathbb{E}[\mathbf{Z}_k]$  vs  $\mathbb{E}_P[\mathbf{V}]$ . The parameter  $\theta(P_k)$  is consistently estimated by  $\hat{\theta}_k = \theta_{n_k, n}(\mathbf{Z}_{k,1}, \dots, \mathbf{Z}_{k, n_k})$ , where the functions  $\theta_{n_1, n}$  and  $\theta_{n_2, n}$  satisfy the following assumption.

**Assumption 2.1.** *Let  $\mathbf{V}_1, \dots, \mathbf{V}_m$  be an iid sample from a distribution  $P \in \mathcal{P}$ . Let  $m$  grow with  $n$  such that  $m/n \rightarrow \gamma$ , for some  $\gamma \in (0, 1)$ . Use these observations to construct the estimator  $\hat{\theta} = \theta_{m, n}(\mathbf{V}_1, \dots, \mathbf{V}_m)$ . Assume there exist a sequence of functions  $\psi_n : \mathbb{R}^q \times \mathcal{P} \rightarrow \mathbb{R}$ , a function  $\xi : \mathcal{P} \rightarrow \mathbb{R}$ , and a non-increasing sequence  $h_n$  such that  $nh_n \rightarrow \infty$  and*

$$\forall \varepsilon > 0 : \sup_{P \in \mathcal{P}} \mathbb{P}_P \left\{ \left| \sqrt{mh_n} (\hat{\theta} - \theta(P)) - \left( \frac{1}{\sqrt{m}} \sum_{i=1}^m \psi_n(\mathbf{V}_i, P) \right) \right| > \varepsilon \right\} \rightarrow 0 \quad (2.2)$$

$$\mathbb{E}_P[\psi_n(\mathbf{V}_i, P)] = 0 \quad \forall P \in \mathcal{P} \quad (2.3)$$

$$\sup_{P \in \mathcal{P}} |\mathbb{V}_P[\psi_n(\mathbf{V}_i, P)] - \xi^2(P)| \rightarrow 0 \quad (2.4)$$

$$\sup_{P \in \mathcal{P}} \mathbb{E} [\psi_n^2(\mathbf{Z}_k, P)] < \infty, \quad \text{for } k \in \{1, 2\} \quad (2.5)$$

$$\exists \theta > 0 : n^{-\theta/2} \sup_{P \in \mathcal{P}} \mathbb{E}_P \left| \frac{\psi_n(\mathbf{V}_i, P)}{\mathbb{V}_P[\psi_n(\mathbf{V}_i, P)]^{1/2}} \right|^{2+\theta} \rightarrow 0, \text{ and} \quad (2.6)$$

$$\xi^2 \left( \frac{m}{n} P_1 + \frac{n-m}{n} P_2 \right) \rightarrow \xi^2 (\gamma P_1 + (1-\gamma) P_2). \quad (2.7)$$

Situations arise where the number of observations  $n_k$  is random rather than deterministic. For example, suppose the researcher desires to compare the female and male subpopulations of a country but only has one iid sample with  $n$  individuals from that country. The researcher splits the sample into two subsamples based on the gender of each observation and sample sizes are random. In order to accommodate both deterministic and random sample sizes, we consider a sampling scheme which is dictated by a vector of indicator variables  $\underline{W}_n = (W_1, \dots, W_n)$ ,  $W_i \in \{1, 2\}$  for  $i = 1, \dots, n$ , where  $\underline{W}_n$  has distribution  $\mathbf{Q}_n$ . Conditional on  $\underline{W}_n$ , the sample  $\underline{\mathbf{Z}}_n = (\mathbf{Z}_1, \dots, \mathbf{Z}_n)$  has  $\mathbf{Z}_i$  drawn from distribution  $P_1$  if  $W_i = 1$  or from distribution  $P_2$  if  $W_i = 2$ , with observations independent across  $i$ . This accommodates the

standard two-population sampling by making  $\underline{W}_n$  non-random with  $n_1$  entries equal to 1,  $n_2$  entries equal to 2, and  $n_1 + n_2 = n$ . It also accommodates the example above of male and female subpopulations by making  $W_i$  iid and  $\mathbb{P}(W_i = 1)$  equal to the probability of being female. Conditional on  $\underline{W}_n$ , there are  $n_k$  iid observations  $\mathbf{Z}_{k,i} \in \mathbb{R}^q$  from distribution  $P_k$ ,  $k = 1, 2$ , and observations are independent across  $k$ . As before,  $\hat{\theta}_k = \theta_{n_k, n}(\mathbf{Z}_{k,1}, \dots, \mathbf{Z}_{k,n_k})$ .

**Assumption 2.2.** *There exists  $\lambda \in (0, 1)$  such that the sequence of distributions  $\mathbf{Q}_n$  satisfies  $n_1/n \xrightarrow{P} \lambda$  as  $n \rightarrow \infty$ . Moreover, Assumption 2.1 holds for all sequences of sample sizes  $m$  such that  $m/n \rightarrow \lambda$  or  $m/n \rightarrow 1 - \lambda$ .*

The test statistic  $T_n$  is a function of the data  $(\underline{W}_n, \underline{\mathbf{Z}}_n)$  as follows

$$T_n(\underline{W}_n, \underline{\mathbf{Z}}_n) \doteq \sqrt{nh} \left( \hat{\theta}_1 - \hat{\theta}_2 \right) \quad (2.8)$$

where we omit the subscript  $n$  from the sequence  $h_n$  of Assumption 2.1 to simplify notation.

The permutation test is constructed by permuting the order of observations in  $\underline{\mathbf{Z}}_n$ , while keeping the indicator variables  $\underline{W}_n$  unchanged, and recomputing the test statistic. A permutation is a one-to-one function  $\pi : \{1, \dots, n\} \rightarrow \{1, \dots, n\}$ , where  $\pi(i) = j$  says that the  $j$ -th observation becomes the  $i$ -th observation once permutation  $\pi$  is applied. Given permutation  $\pi$ , the permuted sample becomes  $(\underline{W}_n, \underline{\mathbf{Z}}_n^\pi) = (W_1, \dots, W_n, \mathbf{Z}_{\pi(1)}, \dots, \mathbf{Z}_{\pi(n)})$ , and the re-computed value of the test statistic is  $T_n^\pi = T_n(\underline{W}_n, \underline{\mathbf{Z}}_n^\pi)$ . In other words, permutations swap individuals across the two samples to which they originally belonged according to  $\underline{W}_n$ , which remains fixed. The set  $\mathbf{G}_n$  is the set of all possible permutations  $\pi$ . The number of elements in  $\mathbf{G}_n$  is  $n!$ .

The two-sided permutation test with nominal level  $\alpha \in (0, 1)$  is constructed as follows. First, re-compute the test statistic  $T_n(\underline{W}_n, \underline{\mathbf{Z}}_n)$  for every  $\pi \in \mathbf{G}_n$ . Rank the values of  $T_n^\pi$  across  $\pi$ :  $T_n^{(1)} \leq T_n^{(2)} \leq \dots \leq T_n^{(n!)}$ . Second, fix a nominal level  $\alpha \in (0, 1)$  and let  $k^- = \lfloor n!\alpha/2 \rfloor$ , that is, the largest integer less than or equal to  $n!\alpha/2$ , and  $k^+ = n! - k^-$ . Third, compute the following quantities: (i)  $M^+$ , the number of values  $T_n^{(j)}$ ,  $j = 1, \dots, n!$ , that are strictly greater than  $T_n^{(k^+)}$ , (ii)  $M^-$ , the number of values  $T_n^{(j)}$  that are strictly smaller than  $T_n^{(k^-)}$ , (iii)  $M^0$ , the number of values  $T_n^{(j)}$  that are equal to either  $T_n^{(k^+)}$  or  $T_n^{(k^-)}$ , and (iv)  $a = (\alpha n! - M^+ - M^-) / M^0$ . Finally, the outcome of the test is based on the test function  $\phi$ :

$$\phi(\underline{W}_n, \underline{\mathbf{Z}}_n) = \begin{cases} 1 & \text{if } T_n > T_n^{(k^+)} \text{ or } T_n < T_n^{(k^-)}, \\ a & \text{if } T_n = T_n^{(k^+)} \text{ or } T_n = T_n^{(k^-)}, \\ 0 & \text{if } T_n^{(k^-)} < T_n < T_n^{(k^+)}. \end{cases} \quad (2.9)$$

For a given sample, if  $\phi = 1$ , you reject the null hypothesis; if  $\phi = a$ , you randomly reject the null hypothesis with probability  $a$ ; otherwise, if  $\phi = 0$ , you fail to reject the null. A classic property of permutation tests is exact size in finite samples under the sharp null, that is,  $P_1 = P_2$ .

**Lemma 2.1.** *For any  $n$ ,  $\mathbf{Q}_n$ ,  $P_1$ , and  $P_2$ , if  $P_1 = P_2$ , then  $\mathbb{E}[\phi(W_n, \mathbf{Z}_n)] = \alpha$ .*

**Remark 2.1.** *The randomized outcome in case of ties is important for exact size in finite samples if  $P_1 = P_2$ . However, it may be undesirable to not always have a deterministic answer to a hypothesis test after observing a sample of data. An easy way to fix that is to set  $\phi = 0$  in case of ties and the test becomes conservative, that is, the size becomes less than or equal to  $\alpha$ .*

However, the set of distributions that satisfy the null hypothesis  $\theta(P_1) = \theta(P_2)$  is in general larger than the set of distributions that satisfy the sharp null  $P_1 = P_2$ . Thus, there is no finite sample size control in general. To investigate the asymptotic properties of the test in (2.9), we derive the probability limit of the permutation distribution,

$$\hat{R}_{T_n}(t) = \frac{1}{n!} \sum_{\pi \in \mathbf{G}_n} \mathbb{I}\{T_n(W_n, \mathbf{Z}_n^\pi) \leq t\}. \quad (2.10)$$

The hypothesis test (2.9) utilizes critical values from  $\hat{R}_{T_n}$ . The test has asymptotic size control if, under the null hypothesis, the probability limit of  $\hat{R}_{T_n}$  equals the cumulative distribution function (CDF) of the limiting distribution of  $T_n$ . In order to study both size and power, we derive these limiting distributions without imposing the null hypothesis in the following theorems.

**Theorem 2.1.** *Under Assumptions 2.1-2.2, the permutation distribution  $\hat{R}_{T_n}$  converges uniformly in probability to the CDF of a  $N(0, \tau^2)$ , i.e.,*

$$\sup_t \left| \hat{R}_{T_n}(t) - \Phi(t/\tau) \right| \xrightarrow{P} 0 \quad (2.11)$$

where  $\tau^2 \doteq \xi^2(\bar{P})/\lambda(1-\lambda)$  and  $\bar{P} \doteq \lambda P_1 + (1-\lambda)P_2$ . Moreover,

$$T_n - \sqrt{nh}(\theta(P_1) - \theta(P_2)) \xrightarrow{d} N(0, \sigma^2) \quad (2.12)$$

where  $\sigma^2 \doteq \xi^2(P_1)/\lambda + \xi^2(P_2)/(1-\lambda)$ .

The permutation distribution fails to control size asymptotically because the asymptotic variance of the permutation distribution  $\tau^2$  generally differs from  $\sigma^2$ . To resolve this issue, the

test statistic  $T_n$  must be transformed to become asymptotically pivotal. Thus, we divide  $T_n$  by the square root of a consistent estimator for its asymptotic variance. For each population  $k \in \{1, 2\}$ , let  $\hat{\xi}_k^2 = \xi_{n_k, n}^2(\mathbf{Z}_{k,1}, \dots, \mathbf{Z}_{k, n_k})$  be a consistent estimator for  $\xi^2(P_k)$  and assume the functions  $\xi_{n_1, n}^2$  and  $\xi_{n_2, n}^2$  satisfy the following assumption,

**Assumption 2.3.** *Let  $\mathbf{V}_1, \dots, \mathbf{V}_m$  be an iid sample from a distribution  $P \in \mathcal{P}$ . Use these observations to construct the estimator  $\hat{\xi}^2 = \xi_{m, n}^2(\mathbf{V}_1, \dots, \mathbf{V}_m)$ . Assume that, for any sequence of sample sizes  $m$  such that  $m/n \rightarrow \lambda$  or  $m/n \rightarrow 1 - \lambda$ ,  $\hat{\xi}^2 - \xi^2(P)$  converges in probability to 0 uniformly over  $P \in \mathcal{P}$ .*

Then, the studentized test statistic  $S_n$  is

$$S_n(\underline{W}_n, \underline{\mathbf{Z}}_n) = \frac{T_n(\underline{W}_n, \underline{\mathbf{Z}}_n)}{\hat{\sigma}_n} \quad (2.13)$$

where  $\hat{\sigma}_n$  is the square root of the consistent estimator for the asymptotic variance of  $T_n$ ,

$$\hat{\sigma}_n^2 = \frac{n}{n_1} \hat{\xi}_1^2 + \frac{n}{n_2} \hat{\xi}_2^2. \quad (2.14)$$

**Theorem 2.2.** *Let  $\hat{R}_{S_n}$  be the permutation CDF defined in (2.10) with  $T_n$  replaced by  $S_n$ . Under Assumptions 2.1-2.3,  $\hat{R}_{S_n}$  converges uniformly in probability to the CDF of a  $N(0, 1)$ , i.e.,*

$$\sup_t \left| \hat{R}_{S_n}(t) - \Phi(t) \right| \xrightarrow{p} 0.$$

Moreover,

$$S_n - \frac{\sqrt{nh}(\theta(P_1) - \theta(P_2))}{\hat{\sigma}_n} \xrightarrow{d} N(0, 1). \quad (2.15)$$

Note that the standard deviation  $\hat{\sigma}_n$  that divides  $T_n$  must be consistent for  $\sigma$ , as opposed to  $\tau$ . However, when  $\hat{\sigma}_n$  is evaluated using permuted samples, it converges in probability to  $\tau$ . Under the null hypothesis, both the permutation distribution and the test statistic  $S_n$  are asymptotically standard normal. Therefore, our robust permutation test in (2.9) with  $T_n$  replaced by  $S_n$  has asymptotic size equal to the nominal level  $\alpha$ , even if  $P_1 \neq P_2$ . In case  $P_1 = P_2$ , this test has exact size in finite samples. Since Theorems 2.1 and 2.2 are true regardless of whether the null hypothesis holds or not, we can now study the power properties of the permutation test.

**Corollary 2.1.** *Let  $\phi(\underline{W}_n, \underline{\mathbf{Z}}_n)$  be the permutation test in (2.9) with  $T_n$  replaced by  $S_n$ , and suppose Assumptions 2.1-2.3 hold. If the null hypothesis holds, then  $\mathbb{E}[\phi(\underline{W}_n, \underline{\mathbf{Z}}_n)] \rightarrow \alpha$ ;*



otherwise,  $\mathbb{E}[\phi(\underline{W}_n, \mathbf{Z}_n)] \rightarrow 1$ . Moreover, assume  $S_n$  has a limiting distribution under a sequence of local alternatives contiguous to the null. Then, the asymptotic power of the robust permutation test against local alternatives is the same as that of the test that uses critical values from the limiting null distribution of  $S_n$ .

### 3 Applications

In this section, we apply our theory to four different nonparametric problems: testing for equality of conditional mean and quantile functions evaluated at a point and testing for continuity of conditional mean and PDF at a point. For simplicity, we use the Nadaraya-Watson (NW) type of kernel estimators throughout, but proofs in this section generalize to other types of estimators, e.g., local-polynomial regression, sieves, etc. We obtain the usual rate restrictions on the bandwidth tuning parameter  $h$ , which allows researchers to choose among standard options available in the literature. We fit the four examples into the general framework of Section 2, demonstrate the validity of Assumptions 2.1 and 2.2, and show that studentization is generally required for asymptotic size control, except for the PDF continuity test.

#### 3.1 Controlled Means

Researchers are often interested in comparing conditional mean functions between two different populations. For example, in randomized controlled trials,  $P_1$  and  $P_2$  are the populations of control and treatment individuals, respectively. Interest lies in the average outcome  $Y$  after controlling for an individual characteristic  $X$ . For instance, outcomes of a professional training program may differ between rich and poor individuals and we would like to condition on income  $X$ .

There are two independent samples of bivariate variables:  $n_1$  observations with  $\mathbf{Z}_{1,i} = (X_{1,i}, Y_{1,i})$  iid  $P_1$  and  $n_2$  observations with  $\mathbf{Z}_{2,i} = (X_{2,i}, Y_{2,i})$  iid  $P_2$ . The vector  $\underline{W}_n$  is non-random with  $n_1$  entries equal to 1 and  $n_2$  entries equal to 2, where  $n = n_1 + n_2$ . For a given value of the control variable  $x$ ,  $\theta(P_k) = \mathbb{E}[Y_{k,i} | X_{k,i} = x]$ ,  $k = 1, 2$ , and the null hypothesis is  $\theta(P_1) = \theta(P_2)$ .

A common estimator for conditional mean functions is the NW kernel estimator, which computes a weighted average of  $Y$  local to  $X = x$  for each population. For a bandwidth

$h > 0$  and a kernel density function  $K$ ,

$$\hat{\theta}_k = \frac{\sum_{i=1}^{n_k} K\left(\frac{X_{k,i}-x}{h}\right) Y_{k,i}}{\sum_{i=1}^{n_k} K\left(\frac{X_{k,i}-x}{h}\right)}, \text{ for } k = 1, 2. \quad (3.1)$$

In case the distribution of  $(X_1, Y_1)$  equals that of  $(X_2, Y_2)$ , the permutation test in (2.9) has exact size in finite samples. For other cases, we rely on asymptotic size control, which depends on Assumptions 2.1 and 2.2. Regularity conditions such as continuous differentiability of conditional moments yields the asymptotic linear representation of the NW estimator.

**Proposition 3.1.** *Assume that: (i) as  $n \rightarrow \infty$ ,  $n_1/n \rightarrow \lambda \in (0, 1)$ ,  $h \rightarrow 0$ ,  $nh \rightarrow \infty$ , and  $\sqrt{nh}h^2 \rightarrow 0$ ; and (ii)  $K$  is a kernel density function that is non-negative, bounded, symmetric, and  $\int K(u)|u|^3 du < \infty$ . For each  $k = 1, 2$ , assume that (iii) the distribution of  $X_k$  has PDF  $f_{X_k}$  bounded away from zero, with bounded first and second derivatives; (iv)  $m_{Y_k|X_k}(x_k) \doteq \mathbb{E}[Y_k|X_k = x_k]$  is twice differentiable,  $m_{Y_k|X_k}$  and its derivatives are bounded; (v)  $v_{Y_k|X_k}(x_k) \doteq \mathbb{V}[Y_k|X_k = x_k]$  is differentiable,  $v_{Y_k|X_k}$  and its derivative are bounded, and  $v_{Y_k|X_k}(x) > 0$ ; and (vi)  $\exists \theta > 0$  such that  $\mathbb{E}[|Y_k|^{2+\theta}|X_k]$  is almost surely bounded. Let  $\mathbf{V} = (R, S)$  be a random variable with distribution  $P \in \mathcal{P}$ . Then, the NW estimator satisfies Assumptions 2.1 and 2.2 with the following functions*

$$\begin{aligned} \psi_n(\mathbf{V}, P) &= K\left(\frac{R-x}{h_n}\right) \left(\frac{S - m_{S|R}(R; P)}{\sqrt{h_n} f_R(x; P)}\right) \\ \xi^2(P) &= \frac{v_{S|R}(x; P) \int_{-\infty}^{\infty} K^2(u) du}{f_R(x; P)} \end{aligned}$$

where  $m_{S|R}(x; P)$  is the conditional mean of  $S$  given  $R = x$ ,  $v_{S|R}(x; P)$  is the conditional variance of  $S$  given  $R = x$ , and  $f_R(x; P)$  is the PDF of  $R$  at  $x$ , all three assuming distribution  $\mathbf{V} = (R, S) \sim P \in \mathcal{P}$ .

The proof of Proposition 3.1 adapts conventional arguments for nonparametric asymptotics and is found in Section C.1 of the supplement. Under the null hypothesis, the asymptotic variance of  $T_n$  and of the permutation distribution are, respectively,

$$\begin{aligned} \sigma^2 &= \int_{-\infty}^{\infty} K^2(u) du \left( \frac{v_{Y_1|X_1}(x)}{\lambda f_{X_1}(x)} + \frac{v_{Y_2|X_2}(x)}{(1-\lambda) f_{X_2}(x)} \right) \\ \tau^2 &= \int_{-\infty}^{\infty} K^2(u) du \left( \frac{f_{X_1}(x) v_{Y_1|X_1}(x)}{(1-\lambda) f_R^2(x; \bar{P})} + \frac{f_{X_2}(x) v_{Y_2|X_2}(x)}{\lambda f_R^2(x; \bar{P})} \right). \end{aligned}$$

where  $f_R^2(x; \bar{P})$  is the square of the PDF of  $R$  evaluated at  $x$  under  $\bar{P} = \lambda P_1 + (1-\lambda) P_2 \in \mathcal{P}$ .

These variances are generally different, except in special cases, e.g., when  $f_{X_1}(x) = f_{X_2}(x)$  and  $\lambda = 1/2$  or when  $f_{X_1}(x) = f_{X_2}(x)$  and  $v_{Y_1|X_1}(x) = v_{Y_2|X_2}(x)$ . Thus, in general, the researcher must use the studentized test statistic for the permutation test to have asymptotic size control.

### 3.2 Controlled Quantiles

In this subsection, we examine equality of conditional quantile functions for two populations. For example, a researcher may wish to compare not only averages (Section 3.1) but also other features of a conditional distribution between  $P_1$  and  $P_2$ , such as the median, tails, interquartile range, etc. The goal is to test the difference of the  $\tau$ -th quantile of the outcomes  $Y$  between the two populations, after controlling for a given value of the variable  $X$ . For instance, the immune response  $Y$  of a certain treatment conditional on age  $X$  may differ for individuals at bottom, median, or top of the immunity distribution.

As in Section 3.1, there are two independent samples,  $\mathbf{Z}_{1,i} = (X_{1,i}, Y_{1,i})$ ,  $i = 1, \dots, n_1$ , and  $\mathbf{Z}_{2,i} = (X_{2,i}, Y_{2,i})$ ,  $i = 1, \dots, n_2$ , and the vector  $\underline{W}_n$  is non-random. For a given value of  $X = x$ , the parameter of interest is the  $\tau$ -th conditional quantile, that is,

$$\theta(P_k) = \mathbb{Q}_\tau[Y_{k,i}|X_{k,i} = x] = \arg \min_a \mathbb{E}[\rho_\tau(Y_{k,i} - a)|X_{k,i} = x],$$

where  $\rho_\tau(u) = (\tau - \mathbb{I}(u < 0))u$ .

For a bandwidth  $h > 0$  and a kernel density function  $K$ , a consistent estimator of the NW style is

$$\hat{\theta}_k = \arg \min_a \sum_{i=1}^{n_k} \rho_\tau(Y_{k,i} - a) K\left(\frac{X_{k,i} - x}{h}\right), \text{ for } k = 1, 2. \quad (3.2)$$

The next proposition gives conditions for validity of Assumptions 2.1-2.2 and asymptotic size control.

**Proposition 3.2.** *Assume that: (i) as  $n \rightarrow \infty$ ,  $n_1/n \rightarrow \lambda \in (0, 1)$ ,  $h \rightarrow 0$ ,  $nh \rightarrow \infty$ , and  $\sqrt{nh}h^2 \rightarrow 0$ ; and (ii)  $K$  is a kernel density function that is bounded, symmetric, and it has finite second moment. For  $k = 1, 2$ , assume that (iii)  $X_k$  has PDF  $f_{X_k}(x_k)$  that is bounded and bounded away from zero, twice differentiable with bounded derivatives; (iv) the distribution of  $Y_k$  conditional on  $X_k$  has PDF  $f_{Y_k|X_k}(y_k|x_k)$  that is bounded, bounded away from zero over  $y_k$  for  $x_k = x$ , and differentiable with bounded partial derivatives; and (v) the distribution of  $Y_k$  conditional on  $X_k$  has CDF  $F_{Y_k|X_k}(y_k|x_k)$  that is twice partially differentiable wrt  $x_k$  with bounded partial derivatives. Let  $\mathbf{V} = (R, S)$  be a random variable*

with distribution  $P \in \mathcal{P}$ . Then, the quantile estimator satisfies Assumptions 2.1 and 2.2 with the following functions

$$\begin{aligned}\psi_n(\mathbf{V}, P) &= \frac{1}{f_{S|R}(\theta(P)|x; P)f_R(x; P)\sqrt{h_n}} K\left(\frac{R-x}{h_n}\right) (\mathbb{I}\{S < \theta(P)\} - F_{S|R}(\theta(P)|R; P)) \\ \xi^2(P) &= \int_{-\infty}^{\infty} K^2(u) du \frac{\tau(1-\tau)}{f_{S|R}^2(\theta(P)|x; P)f_R(x; P)}\end{aligned}$$

where  $f_{S|R}(s|r; P)$  is the conditional PDF of  $S$  given  $R = r$ ,  $f_R(r; P)$  is the PDF of  $R$ , and  $F_{S|R}(s|r; P)$  is the conditional CDF of  $S$  given  $R = r$ , all three assuming distribution  $\mathbf{V} = (R, S) \sim P \in \mathcal{P}$ .

The proof of Proposition 3.2 adapts arguments by Pollard (1991) and Fan et al. (1994) and is found in Section C.2 of the supplement. The asymptotic variance of  $T_n$  and of the permutation distribution are, respectively,

$$\begin{aligned}\sigma^2 &= \tau(1-\tau) \int_{-\infty}^{\infty} K^2(u) du \\ &\quad \left( \frac{1}{\lambda f_{Y_1|X_1}^2(\theta(P_1)|x) f_{X_1}(x)} + \frac{1}{(1-\lambda) f_{Y_2|X_2}^2(\theta(P_2)|x) f_{X_2}(x)} \right) \\ \tau^2 &= \frac{\tau(1-\tau)}{\lambda(1-\lambda)} \int_{-\infty}^{\infty} K^2(u) du \left( \frac{1}{f_{S|R}^2(\theta(\bar{P})|x; \bar{P}) f_R(x; \bar{P})} \right).\end{aligned}$$

These variances are generally different except in special cases. For example, the null hypothesis implies  $\theta(P_1) = \theta(P_2) = \theta(\bar{P})$ . If  $f_{Y_1|X_1}(\theta(P_1)|x) = f_{Y_2|X_2}(\theta(P_2)|x)$  and  $f_{X_1}(x) = f_{X_2}(x)$ , then  $\sigma^2 = \tau^2$ . Thus, in general, the researcher must use the studentized test statistic for the permutation test to have asymptotic size control.

### 3.3 Discontinuity of Conditional Mean

There have been numerous empirical studies in the social sciences that rely on estimation and inference on the size of a discontinuity in a conditional mean function at a certain point. In the so-called Regression Discontinuity Design (RDD), an individual  $i$  receives treatment if and only if a running variable  $X_i$  is above a fixed threshold. If individuals do not know the threshold or do not have perfect manipulation over  $X$ , untreated individuals who barely missed the cutoff serve as a control group for treated individuals who barely made it across the cutoff. Assume the threshold for treatment is 0 without loss of generality. The difference

in side limits  $\mathbb{E}[Y|X = 0^+] - \mathbb{E}[Y|X = 0^-]$  identifies the causal effect of treatment on an outcome variable  $Y$ . Thus, the null hypothesis of zero causal effect is equivalent to continuity of the conditional mean function  $\mathbb{E}[Y|X = x]$  at  $x = 0$ .

The idea first appeared in psychology (Thistlethwaite and Campbell (1960)), made its way to economics (Hahn et al. (2001)), and has a growing number of applications in the social sciences. Examples of top-publications include: economics - Agarwal et al. (2017); education - Valentine et al. (2017); political science - Abou-Chadi and Krause (2020); and sociology - Zoorob (2020). We focus on the conditional mean function in this subsection but the whole argument goes through if one desires to use the conditional quantile function.

The researcher has a sample of  $n$  iid observations  $(X_i, Y_i)$  and the NW estimator for the discontinuity is

$$\frac{\sum_{i=1}^n K\left(\frac{X_i}{h}\right) \mathbb{I}\{X_i \geq 0\} Y_i}{\sum_{i=1}^n K\left(\frac{X_i}{h}\right) \mathbb{I}\{X_i \geq 0\}} - \frac{\sum_{i=1}^n K\left(\frac{X_i}{h}\right) \mathbb{I}\{X_i < 0\} Y_i}{\sum_{i=1}^n K\left(\frac{X_i}{h}\right) \mathbb{I}\{X_i < 0\}}.$$

RDD fits in our two-population framework by splitting the sample based on  $X$  being above or below the cutoff. Construct  $W_i = 2 - \mathbb{I}\{X_i \geq 0\}$ , so that  $n_1/n \xrightarrow{p} \lambda = \mathbb{P}[W_i = 1]$ . Re-order the sample such that the  $n_1$  observations with  $W_i = 1$  come first, and the  $n_2$  observations with  $W_i = 2$  come second. Define  $\mathbf{Z}_{1,i} = (X_{1,i}, Y_{1,i}) = (X_i, Y_i)$  for  $i = 1, \dots, n_1$  and  $\mathbf{Z}_{2,i} = (X_{2,i}, Y_{2,i}) = (-X_{n_1+i}, Y_{n_1+i})$  for  $i = 1, \dots, n_2$ . We have  $\underline{\mathbf{Z}}_n = (\mathbf{Z}_{1,1}, \dots, \mathbf{Z}_{1,n_1}, \mathbf{Z}_{2,1}, \dots, \mathbf{Z}_{2,n_2})$ . Conditional on  $\underline{W}_n$ , the distribution of  $Z_{1,i}$  is  $P_1$ , which equals the distribution of  $(X, Y)$  conditional on  $X \geq 0$ . Likewise for  $Z_{2,i}$ ,  $P_2$  is the distribution of  $(-X, Y)$  conditional on  $X < 0$ . The RDD parameter becomes  $\theta(P_1) - \theta(P_2)$ , where  $\theta(P_k) = \mathbb{E}[Y_k|X_k = 0^+]$  for  $k = 1, 2$ . The NW estimator for the RDD parameter is  $\hat{\theta}_1 - \hat{\theta}_2$ , where  $\hat{\theta}_k$  is defined in Equation 3.1 for  $k = 1, 2$ . Permutations re-order observations in  $\underline{\mathbf{Z}}_n$  but keep  $\underline{W}_n$  unchanged.

In case the distribution of  $(Y, X)$  equals that of  $(Y, -X)$ , then  $P_1 = P_2$  and the permutation test in (2.9) has exact size in finite samples. Note that this X-symmetry restriction eliminates the impossibility problem in RDD tests (Kamat (2018) and Bertanha and Moreira (2020)) because there is no bias in estimation. For other cases, we rely on asymptotic size control, which depends on Assumptions 2.1 and 2.2. The proposition below gives sufficient conditions for these assumptions to hold. These conditions are stated in terms of the originally sampled variables  $(X, Y)$ , that is, before they are transformed into  $(X_k, Y_k)$ ,  $k = 1, 2$ .

**Proposition 3.3.** *Assume that: (i) as  $n \rightarrow \infty$ ,  $h \rightarrow 0$ ,  $nh \rightarrow \infty$ , and  $\sqrt{nh}h \rightarrow 0$ ; (ii)  $K$  is a kernel density function that is non-negative, bounded, symmetric, and  $\int K(u)|u|^3 du < \infty$ ; (iii) the distribution of  $X$  has PDF  $f_X$  that is bounded, bounded away from zero, differentiable*

except at  $x = 0$ , and has bounded derivative; (iv)  $\mathbb{E}[Y|X = x]$  is bounded, differentiable except at  $x = 0$ , and has bounded derivative; (v)  $\mathbb{V}[Y|X = x]$  is bounded, differentiable except at  $x = 0$ , has bounded derivative,  $\mathbb{V}[Y|X = 0^+] > 0$ , and  $\mathbb{V}[Y|X = 0^-] > 0$ , where  $0^+$  and  $0^-$  denote side limits; and (vi)  $\exists \theta > 0$  such that  $\mathbb{E}[|Y|^{2+\theta}|X]$  is almost surely bounded. Let  $\mathbf{V} = (R, S)$  be a random variable with distribution  $P \in \mathcal{P}$ . Then, Assumptions 2.1 and 2.2 are satisfied with

$$\begin{aligned}\psi_n(\mathbf{V}, P) &= K\left(\frac{R}{h_n}\right) \left(\frac{S - m_{S|R}(R; P)}{\sqrt{h_n} f_R(0^+; P)/2}\right) \\ \xi^2(P) &= \frac{v_{S|R}(0^+; P) \int_0^\infty K^2(u) du}{f_R(0^+; P)/4}\end{aligned}$$

where  $m_{S|R}(r; P)$  is the conditional mean of  $S$  given  $R = r$ ,  $v_{S|R}(r; P)$  is the conditional variance of  $S$  given  $R = r$ , and  $f_R(r; P)$  is the PDF of  $R$  at  $r$ , all three assuming distribution  $\mathbf{V} = (R, S) \sim P \in \mathcal{P}$ .

The proof is in Section C.3 in the supplement. The conditions and proof of Proposition 3.3 follow the lines of the conditional mean case (Proposition 3.1). Unlike the conditional mean case, the evaluation point  $x$  lies at the boundary of the support of  $X_k$ . As a result,  $h$  has to converge faster to zero to eliminate asymptotic bias of  $T_n$  (i.e.,  $\sqrt{nh}h \rightarrow 0$  vs  $\sqrt{nh}h^2 \rightarrow 0$ ). Under the null hypothesis, the asymptotic variance of  $T_n$  and of the permutation distribution are, respectively,

$$\begin{aligned}\sigma^2 &= \int_0^\infty K^2(u) du \left( \frac{v_{Y_1|X_1}(0^+)}{\lambda f_{X_1}(0^+)/4} + \frac{v_{Y_2|X_2}(0^+)}{(1-\lambda) f_{X_2}(0^+)/4} \right) \\ \tau^2 &= \int_0^\infty K^2(u) du \left( \frac{f_{X_1}(0^+) v_{Y_1|X_1}(0^+)}{(1-\lambda) f_R^2(0^+; \bar{P})/4} + \frac{f_{X_2}(0^+) v_{Y_2|X_2}(0^+)}{\lambda f_R^2(0^+; \bar{P})/4} \right).\end{aligned}$$

If agents don't manipulate  $X$  to change their treatment status, which is a key assumption in RDD, then the PDF of  $X$  should be continuous at the cutoff. This implies that  $f_X(0^+) = f_{X_1}(0^+)\lambda = f_{X_2}(0^+)(1-\lambda) = f_X(0^-) = f_X(0)$ , and the variances simplify to

$$\begin{aligned}\sigma^2 &= \int_0^\infty K^2(u) du \left( \frac{4}{f_X(0)} \right) (v_{Y_1|X_1}(0^+) + v_{Y_2|X_2}(0^+)) \\ \tau^2 &= \int_0^\infty K^2(u) du \left( \frac{1}{\lambda(1-\lambda)f_X(0)} \right) (v_{Y_1|X_1}(0^+) + v_{Y_2|X_2}(0^+)).\end{aligned}$$

These are generally different, except when  $\lambda = 1/2$ . Thus, in general, the researcher must use the studentized test statistic for the permutation test to have asymptotic size control.

### 3.4 Discontinuity of Density

In many settings, the distribution of a random variable may exhibit a discontinuity at a given point if a certain phenomenon of interest occurs. For example, estimating agents' responses to incentives is a central objective in the social sciences. A continuous distribution of agents who face a discontinuous schedule of incentives results in a distribution of responses with a discontinuity at a known point. For example, Saez (2010) looks for evidence of a mass point in the distribution of reported income at tax brackets as evidence of agents' responses to tax rates. Caetano (2015) proposes an exogeneity test in nonparametric regression models, where the distribution of the potentially endogenous regressor may have a mass point. Identification of causal effects with RDD highly depends on continuity assumptions, and these imply that the PDF of the control variable is continuous at the cutoff.

Consider a scalar random variable  $X$  with PDF  $f$  that is continuous, except for point  $x = 0$ . We want to test the null hypothesis of continuity of the PDF at  $x = 0$ . For a sample with  $n$  iid observations  $X_i$ , a symmetric kernel, and bandwidth  $h > 0$ , the kernel density estimator for the size of the discontinuity is

$$\frac{2}{nh} \sum_{i=1}^n K\left(\frac{X_i}{h}\right) [\mathbb{I}\{X_i \geq 0\} - \mathbb{I}\{X_i < 0\}].$$

The problem fits in our two-population framework by randomly splitting the sample as follows. For observations  $i \leq \lfloor n/2 \rfloor \doteq n_1$ , set  $W_i = 1$  and let  $\mathbf{Z}_{1,i} = X_{1,i} = X_i$ ; for observations  $n_1 = \lfloor n/2 \rfloor < i \leq n$ , set  $W_i = 2$  and let  $\mathbf{Z}_{2,i-n_1} = X_{2,i-n_1} = -X_i$ . This implies that  $n_1/n \rightarrow 1/2$ . Permutations re-order observations in  $\underline{\mathbf{Z}}_n = (X_{1,1}, \dots, X_{1,n_1}, X_{2,1}, \dots, X_{2,n_2})$  but keep  $\underline{W}_n$  unchanged. Conditional on  $\underline{W}_n$ , the distribution of  $X_{1,i}$  is  $P_1$ , which equals the distribution of  $X$ . Likewise for  $X_{2,i}$ ,  $P_2$  is the distribution of  $-X$ . We cannot split the sample based on  $X$  being above or below 0 as we do in Section 3.3. If we split the sample based on  $X$  and the distribution of  $X$  is asymmetric, it becomes impossible to identify the side limit of  $f$  using only data from either sample, as required by Assumption 2.1.

Let  $\mathbf{V}$  be a scalar variable  $R \sim P \in \mathcal{P}$ . The parameter of interest is  $\theta(P) = 1/2(f_R(0^+; P) - f_R(0^-; P))$ , where  $f_R(0^+; P)$  and  $f_R(0^-; P)$  are the side-limits at zero of the PDF of  $R$  under the  $P$  distribution. The discontinuity parameter is  $\theta(P_1) - \theta(P_2)$ , which equals  $f_X(0^+) - f_X(0^-)$  in terms of the PDF of  $X$ . The kernel estimator for the density discontinuity becomes  $\hat{\theta}_1 - \hat{\theta}_2$ , where  $\hat{\theta}_k$  is defined as

$$\hat{\theta}_k = \frac{1}{n_k h} \sum_{i=1}^{n_k} K\left(\frac{X_{k,i}}{h}\right) (\mathbb{I}\{X_{k,i} \geq 0\} - \mathbb{I}\{X_{k,i} < 0\}), \text{ for } k = 1, 2.$$

Note that if sample size  $n$  is even and split in half, the test statistic  $T_n = \sqrt{nh} (\hat{\theta}_1 - \hat{\theta}_2)$  is invariant to the way the original sample is split.

In case the distribution of  $X$  is symmetric at 0, then  $P_1 = P_2$  and the permutation test in (2.9) has exact size in finite samples. For other cases, we rely on asymptotic size control, and thus need to verify Assumptions 2.1 and 2.2.

**Proposition 3.4.** *We assume that: (i)  $n \rightarrow \infty$ ,  $h \rightarrow 0$ ,  $nh \rightarrow \infty$ , and  $\sqrt{nh}h \rightarrow 0$ ; (ii)  $K$  is a kernel density function that is non-negative, bounded, symmetric, and  $\int K(u)|u|^3 du < \infty$ ; and (iii) the distribution of  $X$  has PDF that is bounded, differentiable except at  $x = 0$ ,  $f_X$  has bounded derivative,  $f_X(0^+) > 0$ , and  $f_X(0^-) > 0$ . Let  $\mathbf{V} = R$  be a random variable with distribution  $P \in \mathcal{P}$ . Assumptions 2.1 and 2.2 are satisfied with*

$$\begin{aligned} \psi_n(\mathbf{V}, P) &= h_n^{-1/2} K\left(\frac{R}{h_n}\right) (\mathbb{I}\{R \geq 0\} - \mathbb{I}\{R < 0\}) \\ &\quad - h_n^{-1/2} \mathbb{E}_P \left[ K\left(\frac{R}{h}\right) (\mathbb{I}\{R \geq 0\} - \mathbb{I}\{R < 0\}) \right] \\ \xi^2(P) &= (f_R(0^+; P) + f_R(0^-; P)) \int_0^\infty K^2(u) du. \end{aligned}$$

The proof of Proposition C.4 is in Section C.4 in the supplement. The asymptotic variance of  $T_n$  and of the permutation distribution are, respectively,

$$\begin{aligned} \sigma^2 &= 2 \int_0^\infty K^2(u) du [f_{X_1}(0^+) + f_{X_1}(0^-) + f_{X_2}(0^+) + f_{X_2}(0^-)] \\ \tau^2 &= 4 \int_0^\infty K^2(u) du [f_R(0^+; \bar{P}) + f_R(0^-; \bar{P})] \\ &= 2 \int_0^\infty K^2(u) du [f_{X_1}(0^+) + f_{X_1}(0^-) + f_{X_2}(0^+) + f_{X_2}(0^-)]. \end{aligned}$$

These are the same regardless if the null hypothesis is true or not. Thus, unlike the previous examples, the researcher does not need to studentize the test statistic for asymptotic validity of the permutation test.

## 4 Confidence Sets

This section constructs robust confidence sets for a discrepancy measure  $\Psi(P_1, P_2)$  between the two populations by “inverting” the permutation test for the null hypothesis  $\Psi(P_1, P_2) = \delta$ ,  $\delta \in \mathbb{R}$ . The discrepancy measure satisfies two requirements. First, there exists an unique  $\delta_0 \in \mathbb{R}$  such that  $\Psi(P_1, P_2) = \delta_0$  is equivalent to  $\theta(P_1) = \theta(P_2)$ . Second, for every



$\delta \neq \delta_0$ , there exists a known data transformation  $\psi_\delta$  that applies to observations in sample 1 such that the distribution  $\tilde{P}_1$  of  $\psi_\delta(\mathbf{Z}_{1,i})$  satisfies  $\theta(\tilde{P}_1) = \theta(P_2)$ .

In terms of the examples of Sections 3.1-3.3, we set  $\Psi(P_1, P_2) = \theta(P_1) - \theta(P_2)$ , and it follows that  $\delta_0 = 0$  and  $\psi_\delta(\mathbf{Z}_{1,i}) = (X_{1,i}, Y_{1,i} - \delta)$  satisfy the two requirements for the discrepancy measure. Note that the null hypothesis  $\Psi(P_1, P_2) = \delta$  is equivalent to  $\mathbb{E}[Y_1|X_1 = x] - \mathbb{E}[Y_2|X_2 = x] = \delta$  in the conditional mean case, to  $\mathbb{Q}_\tau[Y_1|X_1 = x] - \mathbb{Q}_\tau[Y_2|X_2 = x] = \delta$  in the conditional quantile case, and to  $\mathbb{E}[Y|X = 0^+] - \mathbb{E}[Y|X = 0^-] = \delta$  in the discontinuity of conditional mean case. For the discontinuity of PDF example of Section 3.4, we make  $\Psi(P_1, P_2) = f_{X_1}(0^+)/f_{X_2}(0^+)$ , and we have that  $\delta_0 = 1$  and  $\psi_\delta(\mathbf{Z}_{1,i}) = X_{1,i}(\delta\mathbb{I}\{X_{1,i} \geq 0\} + (1/\delta)\mathbb{I}\{X_{1,i} < 0\})$  satisfy the two requirements. In that example,  $\Psi(P_1, P_2) = \delta$  is equivalent to  $f_X(0^+)/f_X(0^-) = \delta$ .

Define  $\phi_{\delta_0}(\underline{W}_n, \underline{\mathbf{Z}}_n)$  to be the test described in Equation 2.9 with the studentized test statistic  $S_n$  of Equation 2.13 replacing  $T_n$ . This test applies to the null hypothesis  $\Psi(P_1, P_2) = \delta_0$ . Next, for  $\delta \neq \delta_0$ , we first transform the data  $\underline{\mathbf{Z}}_n = (\mathbf{Z}_{1,1}, \dots, \mathbf{Z}_{1,n_1}, \mathbf{Z}_{2,1}, \dots, \mathbf{Z}_{2,n_2})$  to  $\tilde{\underline{\mathbf{Z}}}_n = (\tilde{\mathbf{Z}}_{1,1}, \dots, \tilde{\mathbf{Z}}_{1,n_1}, \mathbf{Z}_{2,1}, \dots, \mathbf{Z}_{2,n_2})$ , where  $\tilde{\mathbf{Z}}_{1,i} = \psi_\delta(\mathbf{Z}_{1,i})$  for  $i = 1, \dots, n_1$ . The robust permutation test for the null hypothesis  $\Psi(P_1, P_2) = \delta$  is defined as  $\phi_\delta(\underline{W}_n, \underline{\mathbf{Z}}_n) = \phi_{\delta_0}(\underline{W}_n, \tilde{\underline{\mathbf{Z}}}_n)$ .

Let  $U$  be an uniform random variable in  $[0, 1]$  and independent of the data. The confidence set with  $1 - \alpha$  nominal coverage is

$$C(\underline{W}_n, \underline{\mathbf{Z}}_n) \doteq \{\delta : U > \phi_\delta(\underline{W}_n, \underline{\mathbf{Z}}_n)\}. \quad (4.1)$$

The set almost-surely includes all values of  $\delta$  for which the test fails to reject, and it excludes the ones the test rejects. For those values of  $\delta$  for which the test outcome is randomized with rejection probability  $a$ , the inclusion in the confidence set occurs with probability  $1 - a$ . The purpose of a randomized confidence set is to guarantee exact coverage whenever the test  $\phi_\delta$  has exact size. A non-randomized confidence set is  $\tilde{C}(\underline{W}_n, \underline{\mathbf{Z}}_n) \doteq \{\delta \in \mathbb{R} : \phi_\delta(\underline{W}_n, \underline{\mathbf{Z}}_n) < 1\}$ , but its coverage is conservative, specially in small samples.

Lemma 2.1 implies that  $\phi_\delta(\underline{W}_n, \underline{\mathbf{Z}}_n)$  has exact size  $\alpha$  in finite samples for any  $P_1$  and  $P_2$  such that  $\Psi(P_1, P_2) = \delta$  and  $\tilde{P}_1 = \psi_\delta P_1 = P_2$ . That implies that the confidence set  $C(\underline{W}_n, \underline{\mathbf{Z}}_n)$  has exact coverage in finite samples if distributions are equal up to a transformation  $\psi_\delta$ . In the examples of Sections 3.1-3.2, exactness occurs when the distributions of  $P_1$  and  $P_2$  are such that there exists  $\delta \in \mathbb{R}$  for which the distribution of  $(Y_{1,i} - \delta, X_{1,i})$  equals that of  $(Y_{2,i}, X_{2,i})$ ; in Section 3.3, when there exists  $\delta \in \mathbb{R}$  for which the distribution of  $(Y - \delta, X)|X \geq 0$  equals that of  $(Y, -X)|X < 0$ ; and in Section 3.4, when there exists  $\delta \in (0, \infty)$  such that  $\mathbb{I}\{x \geq 0\}f_X(x/\delta)/\delta + \mathbb{I}\{x < 0\}f_X(x\delta)\delta$  is symmetric around  $x = 0$ . If these restrictions do

not apply, then the confidence set has correct coverage asymptotically.

**Corollary 4.1.** *Consider the discrepancy measure  $\Psi$  and class of data transformations  $\psi_\delta$  discussed above. For any  $n$ ,  $\mathbf{Q}_n$ ,  $P_1$ , and  $P_2$ , if  $\tilde{P}_1 = \psi_\delta P_1 = P_2$  for  $\delta = \Psi(P_1, P_2)$ , then*

$$\mathbb{P}[\Psi(P_1, P_2) \in C(\underline{W}_n, \underline{\mathbf{Z}}_n)] = 1 - \alpha.$$

*Assume instead that  $\tilde{P}_1 = \psi_\delta P_1 \neq P_2$  and Assumptions 2.1-2.3 hold. Then, as  $n \rightarrow \infty$ ,*

$$\mathbb{P}[\Psi(P_1, P_2) \in C(\underline{W}_n, \underline{\mathbf{Z}}_n)] \rightarrow 1 - \alpha.$$

**Remark 4.1.** *The data transformation  $\psi_\delta$  is used to obtain finite sample exactness when distributions are equal up to a transformation  $\psi_\delta$ , but it is not necessary for correct asymptotic coverage. In fact, for the null hypothesis  $\theta(P_1) - \theta(P_2) = \delta$ , one may construct a permutation test  $\phi_\delta^*$  that compares the value of  $S_n - \sqrt{nh}\delta/\hat{\sigma}_n$  with the critical values from  $\hat{R}_{S_n}$ . The test  $\phi_\delta^*$  has correct size asymptotically and the confidence set constructed by inverting  $\phi_\delta^*$  has correct coverage in large samples.*

## 5 Monte Carlo Simulations

We conduct Monte Carlo simulations to compare the finite sample performance of our permutation test to the conventional  $t$ -test, that is, the test that rejects if  $|S_n| > 1 - \Phi(1 - \alpha/2)$ . The goal is not to show that the permutation test dominates the  $t$ -test in all cases; the goal is to verify the theoretical predictions of Section 2 and explore DGP variations that illustrate pros and cons of our methods. The exercise confirms the theoretical findings of size control in large samples and in finite samples under the sharp null; it also shows similar power curves between permutation and  $t$ -tests in large samples. Moreover, we find several cases where the permutation test performs significantly better than the  $t$ -test, both in power and in size control outside of the sharp null.

The experiment simulates iid samples from the following designs:

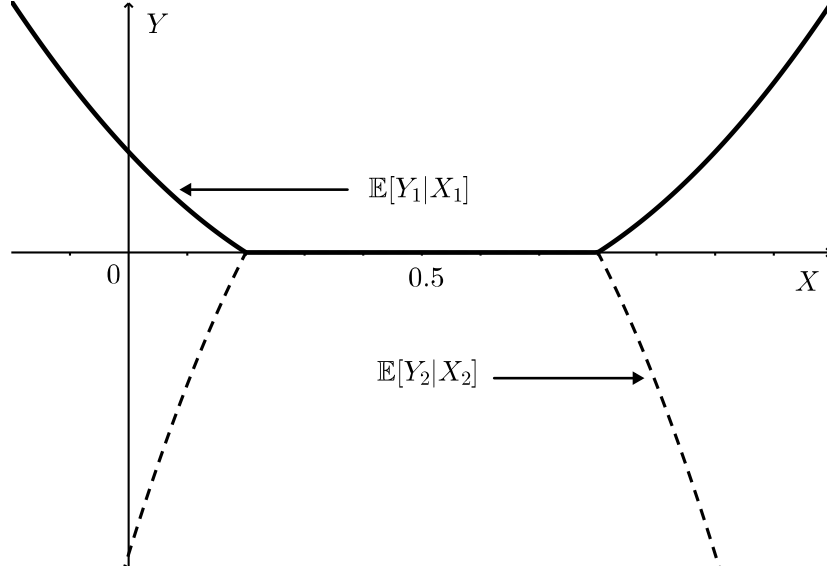
**Design 1:** for  $k = 1, 2$ ,  $X_k \sim U[0, 1]$ ,  $\varepsilon_k \sim N(0, \sigma_k^2)$ , where  $X_k$  is independent of  $\varepsilon_k$ , and  $Y_k = m_k(X_k) + \varepsilon_k$ ; the conditional mean functions are  $m_1(x) = 5(x - 0.2)(x - 0.8) + \mathbb{I}\{|x - 0.5| > 0.3\}$  and  $m_2(x) = -15(x - 0.2)(x - 0.8)\mathbb{I}\{|x - 0.5| > 0.3\}$ ; the sample sizes are  $(n_1, n_2) \in \{(50, 950), (250, 4750), (500, 9500), (20, 980), (100, 4900), (200, 9800)\}$ , and the variances are  $(\sigma_1^2, \sigma_2^2) \in \{(1, 1), (1, 5)\}$ ; the null hypothesis is  $H_0 : \theta(P_1) = m_1(0.5) = m_2(0.5) = \theta(P_2)$ ;

**Design 2:** for  $k = 1, 2$ ,  $X_k \sim U[0, 1]$ ,  $\varepsilon_{y,k} \sim N(0, \sigma_k^2)$ ,  $\varepsilon_{d,k} \sim N(0, 1)$ , where  $(X_k,$

$\varepsilon_{y,k}, \varepsilon_{d,k}$ ) are mutually independent,  $Y_k = m_{y,k}(X_k) + \varepsilon_{y,k}$ , and  $D_k = m_{d,k}(X_k) + \varepsilon_{d,k}$ ; the conditional mean functions are  $m_{y,1}(x) = 1 + 5(x - 0.2)(x - 0.8) + \mathbb{I}\{|x - 0.5| > 0.3\}$ ,  $m_{y,2}(x) = 1 - 15(x - 0.2)(x - 0.8)\mathbb{I}\{|x - 0.5| > 0.3\}$ , and  $m_{d,k}(X_k) = \mu \in \{1, 10\}$ ; the sample sizes are  $(n_1, n_2) \in \{(50, 50), (100, 100), (1000, 1000)\}$ , and the variances are  $(\sigma_1^2, \sigma_2^2) \in \{(1, 1), (1, 5)\}$ ; the null hypothesis is  $H_0 : \theta(P_1) = m_{y,1}(0.5)/m_{d,1}(0.5) = m_{y,2}(0.5)/m_{d,2}(0.5) = \theta(P_2)$ .

The designs represent practical situations where the  $t$ -test is known to perform poorly in small samples. Design 1 correspond to cases of sample imbalance, that is, cases where the sample sizes are very different. For example, the researcher may be interested in comparing the average outcome in a professional training conditional on an test score between men and women, and the sample of women is much larger than men. Design 2 refers to scenarios where interest lies in the ratio of conditional mean functions and the denominator may be small. For example, one desires to estimate the efficacy rate of a vaccine conditional on blood pressure and to compare the rate between men and women. The efficacy rate in vaccine trials is the difference between the proportions of infected individuals between treatment and control divided by the proportion in the control group. Both designs have conditional mean functions for  $Y$  given  $X$  that are equal and flat for  $|X - 0.5| \leq 0.3$ , but different and non-linear otherwise (Figure 1). This specification allows us to experiment with scenarios with or without estimation bias, and inside or outside the sharp null, depending on the bandwidth choice. Both designs fall under the null hypothesis; they fall under the sharp null if we further set  $\sigma_1^2 = \sigma_2^2$  and restrict the sample to  $|X - 0.5| \leq 0.3$ .

Figure 1: Conditional Mean Functions



Notes: conditional mean functions of Design 1. The lines are equal and flat for  $|X - 0.5| \leq 0.3$ . The conditional means of Design 2 equal those of Design 1 shifted upwards by 1.

The test statistic  $T_n$  is the difference of consistent estimators  $\hat{\theta}_1 - \hat{\theta}_2$  multiplied by  $\sqrt{nh}$  (Equation 2.8). The studentized statistic  $S_n$  equals the difference of consistent estimators divided by the standard error of the difference (Equation 2.13). The conditional mean functions at point 0.5 are consistently estimated by local linear regressions with triangular kernel and a bandwidth choice  $h$  that shrinks to zero as  $n$  increases. A practical choice for  $h$  is the estimated MSE-optimal bandwidth for local linear regression, which decreases at rate  $n^{-1/5}$ . In particular, we adapt to our setting the algorithm of Imbens and Kalyanaraman (2012). This choice of bandwidth implies that  $T_n$  and  $S_n$  have asymptotic distributions that are not centered at zero. Thus, we employ local quadratic regressions using the same kernel and bandwidth as before to construct the test statistics and avoid the asymptotic bias. We use White's robust formula for local quadratic regressions to compute standard errors, where the squared residuals are obtained by the nearest-neighbor matching estimator using 3 neighbors (Abadie and Imbens (2006)).

We consider 10,000 simulated samples and 1,000 random permutations for each variation of the two designs. We compare the null rejection probability of three different tests at 5% nominal size: the non-studentized permutation test (NSP), the studentized permutation test (SP), and the  $t$ -test ( $t$ ). All tests use the same bandwidth choice, and we experiment with four possibilities: three fixed choices of  $h$ , 0.1, 0.3, and 0.5, and the data-driven MSE-optimal

bandwidth  $\hat{h}_{mse}$ .

Table 1 displays the simulated rejection rates under the null hypothesis. DGPs with  $\sigma_1^2 = \sigma_2^2$  and  $h = 0.1$  or  $0.3$  fall under the sharp null hypothesis. As the theory predicts, both NSP and SP control size in these cases, but  $t$  fails to do so, most notably in Design 1 with  $n_1 = 20$  and Design 2 with  $\mu = 1$ . Models with  $\sigma_1^2 = \sigma_2^2$  and  $h = 0.5$  fall outside the sharp null and the local quadratic estimators are biased. Bias makes the mean of  $T_n$  diverge to infinity as the sample size increases, which explains the increasing size distortion of all tests. In these cases, all tests fail to control size, although the distortions are smaller for SP than for  $t$ .

The rows of Table 1 with  $\sigma_1^2 \neq \sigma_2^2$  fall outside of the sharp null. Cases with  $\sigma_1^2 \neq \sigma_2^2$  and  $h \leq 0.3$  violate the sharp null but the distribution of  $T_n$  does not diverge as in the case of  $h = 0.5$ . For Design 1 with  $h = 0.1$  or  $0.3$ , there is a large size distortion of NSP and a small size distortion of SP that decreases with  $n$ , as predicted by our theory. The size distortion of SP is much smaller than that of  $t$ , especially for smaller samples. For Design 2 with  $h = 0.1$  or  $0.3$ , the size distortions of the permutation test are again smaller than  $t$  and decrease with  $n$ . Finally, the MSE-optimal bandwidth  $\hat{h}_{mse}$  balances bias and variance and does a good job in keeping low size distortions of SP in all cases.

We shift the conditional mean function of  $Y_2$  in both designs to allow for  $\theta(P_1) \neq \theta(P_2)$  and examine power of SP and  $t$  tests. It is difficult to directly compare power between SP and  $t$  because  $t$  fails to control size in most of the cases. Thus, we artificially adjust the nominal size of both tests to make sure they have simulated rejection rate of 5% under the null hypothesis. Figures 2 and 3 display the power curve of SP (solid line) and  $t$  (dashed line), respectively for designs 1 and 2. Each figure corresponds to a design; each panel inside a figure corresponds to one of four variations of a design and displays curves associated with three different sample sizes, with darker colors representing larger samples. The x-axis shows  $\theta(P_1) - \theta(P_2)$  and the y-axis, the simulated probability of rejection.

In Design 1 (Figure 2), the power curves are essentially identical between SP and  $t$ . In Design 2 (Figure 3), SP dominates  $t$  in cases with  $\mu = 1$ , but power curves are otherwise very similar. The discrepancies between SP and  $t$  converge to zero as  $n$  increases, as predicted by our theory. Overall, we conclude that SP has superior size control than  $t$ , without substantial costs in terms of power.

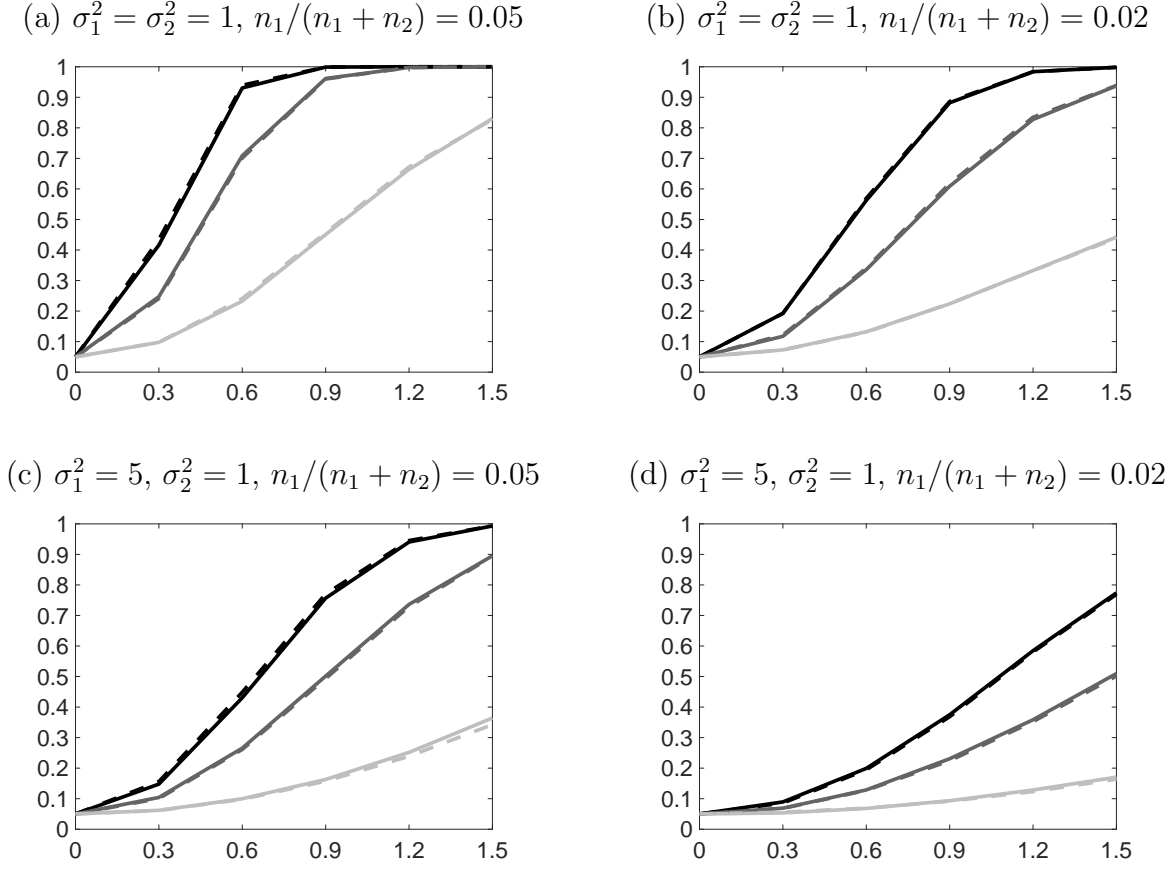
Table 1: Simulated Rejection Rates - 5% Nominal Size

<b>Design 1</b>				$h = 0.1$			$h = 0.3$			$h = 0.5$			$\hat{h}_{mse}$		
$\sigma_1^2$	$\sigma_2^2$	$n_1$	$n_2$	NSP	SP	$t$	NSP	SP	$t$	NSP	SP	$t$	NSP	SP	$t$
1	1	50	950	0.050	0.046	0.110	0.049	0.048	0.077	0.717	0.649	0.783	0.047	0.048	0.098
1	1	250	4750	0.052	0.051	0.072	0.054	0.054	0.062	1.000	1.000	1.000	0.053	0.053	0.070
1	1	500	9500	0.050	0.051	0.060	0.052	0.052	0.055	1.000	1.000	1.000	0.051	0.051	0.060
1	1	20	980	0.045	0.054	0.171	0.052	0.050	0.117	0.329	0.298	0.463	0.051	0.050	0.129
1	1	100	4900	0.049	0.050	0.094	0.048	0.050	0.069	0.962	0.940	0.975	0.050	0.051	0.091
1	1	200	9800	0.049	0.049	0.073	0.051	0.051	0.060	1.000	0.999	1.000	0.051	0.048	0.073
5	1	50	950	0.266	0.070	0.120	0.307	0.062	0.080	0.586	0.182	0.278	0.295	0.064	0.095
5	1	250	4750	0.327	0.063	0.073	0.335	0.061	0.064	0.959	0.726	0.809	0.335	0.062	0.067
5	1	500	9500	0.329	0.057	0.061	0.334	0.056	0.055	0.999	0.963	0.979	0.327	0.057	0.060
5	1	20	980	0.093	0.065	0.179	0.335	0.060	0.123	0.432	0.100	0.186	0.259	0.063	0.131
5	1	100	4900	0.336	0.056	0.096	0.355	0.056	0.071	0.779	0.309	0.441	0.346	0.056	0.086
5	1	200	9800	0.342	0.053	0.075	0.355	0.054	0.060	0.936	0.602	0.720	0.346	0.053	0.070

<b>Design 2</b>				$h = 0.1$			$h = 0.3$			$h = 0.5$			$\hat{h}_{mse}$		
$\sigma_1^2$	$\sigma_2^2$	$\mu$	$n_1 = n_2$	NSP	SP	$t$	NSP	SP	$t$	NSP	SP	$t$	NSP	SP	$t$
1	1	10	50	0.047	0.052	0.092	0.050	0.050	0.068	0.441	0.466	0.521	0.049	0.048	0.070
1	1	10	100	0.054	0.054	0.085	0.048	0.048	0.058	0.731	0.764	0.799	0.050	0.050	0.063
1	1	10	1000	0.050	0.051	0.054	0.048	0.047	0.049	1.000	1.000	1.000	0.049	0.048	0.052
1	1	1	50	0.047	0.053	0.228	0.051	0.052	0.185	0.185	0.270	0.528	0.051	0.051	0.192
1	1	1	100	0.051	0.052	0.201	0.049	0.050	0.175	0.362	0.446	0.709	0.051	0.050	0.176
1	1	1	1000	0.049	0.049	0.171	0.051	0.050	0.166	1.000	1.000	1.000	0.049	0.049	0.170
5	1	10	50	0.068	0.064	0.102	0.065	0.060	0.080	0.214	0.212	0.245	0.062	0.058	0.077
5	1	10	100	0.067	0.059	0.088	0.056	0.054	0.065	0.360	0.363	0.390	0.054	0.054	0.065
5	1	10	1000	0.051	0.050	0.055	0.051	0.050	0.051	0.999	0.999	0.999	0.051	0.050	0.052
5	1	1	50	0.051	0.068	0.171	0.058	0.064	0.126	0.162	0.202	0.314	0.056	0.063	0.124
5	1	1	100	0.057	0.062	0.140	0.054	0.056	0.108	0.263	0.300	0.431	0.054	0.057	0.109
5	1	1	1000	0.050	0.050	0.097	0.051	0.051	0.095	0.982	0.981	0.994	0.049	0.051	0.094

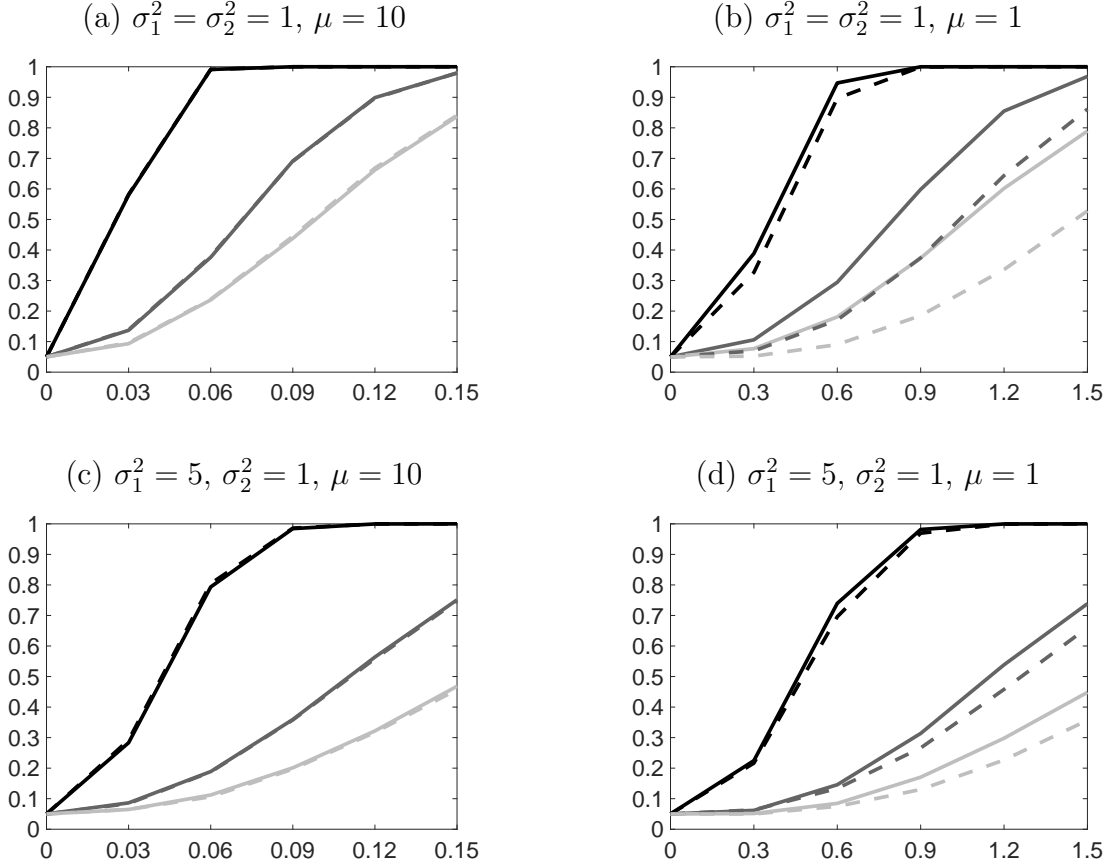
Notes: the table displays the simulated rejection rates under the null hypothesis for the non-studentized permutation test (NSP), studentized permutation test (SP), and  $t$ -test ( $t$ ). Different rows correspond to different variations of Designs 1 and 2 as explained in the text. The bandwidth choice  $h$  equals one of three different fixed values (0.1, 0.3, and 0.5) or a data-driven MSE-optimal bandwidth  $\hat{h}_{mse}$ .

Figure 2: Design 1 - Simulated Power Curves



Notes: solid lines display the power curves of the studentized permutation test (P) and dashed lines display the power curves of the  $t$ -test ( $t$ ). Darker lines correspond to bigger sample sizes, i.e., in panels (a) and (c): black  $(n_1, n_2) = (500, 9500)$ , dark gray  $(n_1, n_2) = (250, 4750)$ , and light gray  $(n_1, n_2) = (50, 950)$ ; in panels (b) and (d): black  $(n_1, n_2) = (200, 9800)$ , dark gray  $(n_1, n_2) = (100, 4900)$ , and light gray  $(n_1, n_2) = (20, 980)$ . Panels (a)-(d) correspond to the four different variations of Design 1, in the same order as displayed in Table 1. The x-axis represent the difference  $\theta(P_1) - \theta(P_2)$  and the y-axis, the simulated probability of rejection. The nominal sizes of P and  $t$  are artificially adjusted such that the simulated rejection under the null is always equal to 5%.

Figure 3: Design 2 - Simulated Power Curves



Notes: solid lines display the power curves of the studentized permutation test (P) and dashed lines display the power curves of the  $t$ -test ( $t$ ). Darker lines correspond to bigger sample sizes, i.e., black  $(n_1, n_2) = (1000, 1000)$ , dark gray  $(n_1, n_2) = (100, 100)$ , and light gray  $(n_1, n_2) = (50, 50)$ . Panels (a)-(d) correspond to the four different variations of Design 2, in the same order as displayed in Table 1. The x-axis represent the difference  $\theta(P_1) - \theta(P_2)$  and the y-axis, the simulated probability of rejection. The nominal sizes of P and  $t$  are artificially adjusted such that the simulated rejection under the null is always equal to 5%.

## 6 Conclusion

Classical two-sample permutation tests for the sharp null hypothesis of equal distributions are easy to implement and have exact size in finite samples. However, for testing equality of parameters that summarize distributions, classical permutation tests fail to control size. To fix this problem, we propose robust permutation tests based on studentized test statistics that are asymptotically linear at root- $n$  or slower rates. Our tests have asymptotic size control and local power equal to conventional  $t$ -tests, with the added benefit of exact size control in finite samples when the distributions are equal under the null.



Our permutation tests apply to several important hypothesis tests that are widely used in the social and natural sciences, and we present four nonparametric examples. Our framework is general enough to cover both parametric and nonparametric models with two samples or one sample split into two subsamples. The sample splitting feature is particularly helpful to two of our examples where researchers are interested in testing continuity of nonparametric functions. We also propose confidence sets with correct asymptotic coverage that have exact coverage in finite samples if population distributions are the same up to a class of transformations. A simulation study confirms the theoretical findings of size control in large samples, exact size in small samples under the sharp null, and similar power curves between permutation and  $t$ -tests in large samples. Moreover, the simulation study reveals cases where the permutation test performs significantly better than the  $t$ -test, both in power and in size control outside of the sharp null.

## References

- Abadie, Alberto and Guido W Imbens (2006) “Large Sample Properties of Matching Estimators for Average Treatment Effects,” *Econometrica*, Vol. 74, No. 1, pp. 235–267.
- About-Chadi, Tarik and Werner Krause (2020) “The Causal Effect of Radical Right Success on Mainstream Parties’ Policy Positions: A Regression Discontinuity Approach,” *British Journal of Political Science*, Vol. 50, No. 3, pp. 829–847.
- Agarwal, Sumit, Souphala Chomsisengphet, Neale Mahoney, and Johannes Stroebel (2017) “Do Banks Pass Through Credit Expansions to Consumers Who Want to Borrow?” *Quarterly Journal of Economics*, Vol. 133, No. 1, pp. 129–190.
- Agha, G., E. A. Houseman, K. T. Kelsey, C. B. Eaton, S. Buka, and E. B. Loucks (2015) “Adiposity is associated with DNA methylation profile in adipose tissue,” *International Journal of Epidemiology*, Vol. 44, No. 4, pp. 1277–1287.
- Alan, S., T. Boneva, and S. Ertac (2019) “Ever Failed, Try Again, Succeed Better: Results from a Randomized Educational Intervention on Grit,” *The Quarterly Journal of Economics*, Vol. 134, No. 3, pp. 1121–1162.
- Arnup, S. J., A. B. Forbes, B. C. Kahan, K. E. Morgan, and J. E. McKenzie (2016) “Appropriate statistical methods were infrequently used in cluster-randomized crossover trials,” *Journal of Clinical Epidemiology*, Vol. 74, pp. 40–50.

- Bechtel, M. M., D. Hangartner, and L. Schmid (2015) “Does Compulsory Voting Increase Support for Leftist Policy?” *American Journal of Political Science*, Vol. 60, pp. 752–767.
- Bellan, S. E., J. R. Pulliam, C. A. Pearson, D. Champredon, S. J. Fox, L. Skrip, A. P. Galvani, M. Gambhir, B. A. Lopman, T. C. Porco, L. A. Meyers, and J. Dushoff (2015) “Statistical power and validity of Ebola vaccine trials in Sierra Leone: a simulation study of trial design and analysis,” *Lancet Infect Diseases*, Vol. 15, pp. 703–710.
- Bertanha, Marinho and Marcelo J Moreira (2020) “Impossible Inference in Econometrics: Theory and Applications,” *Journal of Econometrics*, Vol. 218, No. 2, pp. 247–270.
- Bick, A., N. Fuchs-Schündeln, and D. Lagakos (2018) “How Do Hours Worked Vary with Income? Cross-Country Evidence and Implications,” Vol. 108, No. 1, pp. 170–199.
- Bishara, A. J. and J. B. Hittner (2012) “Testing the significance of a correlation with non-normal data: Comparison of Pearson, Spearman, transformation, and resampling approaches,” *Psychological Methods*, Vol. 17, No. 3, pp. 399–417.
- Bugni, Federico A and Ivan A Canay (2021) “Testing Continuity of a Density via g-order Statistics in the Regression Discontinuity Design,” *Journal of Econometrics*, Vol. 221, No. 1, pp. 138–159.
- Burrows, N. R., I. Hora, L. S. Geiss, E. W. Gregg, and A. Albright (2017) “Incidence of End-Stage Renal Disease Attributed to Diabetes Among Persons with Diagnosed Diabetes - United States and Puerto Rico, 2000-2014,” *MMWR Morbidity and Mortality Weekly Report*, Vol. 66, No. 43, pp. 1165–1170.
- Bursztyn, L., G. Egorov, and R. Jensen (2019) “Cool to be Smart or Smart to be Cool? Understanding Peer Pressure in Education,” *Review of Economic Studies*, Vol. 86, pp. 1487–1526.
- Caetano, Carolina (2015) “A Test of Exogeneity without Instrumental Variables in Models with Bunching,” *Econometrica*, Vol. 83, No. 4, pp. 1581–1600.
- Canay, Ivan A and Vishal Kamat (2018) “Approximate Permutation Tests and Induced Order Statistics in the Regression Discontinuity Design,” *Review of Economic Studies*, Vol. 85, No. 3, pp. 1577–1608.
- Canay, Ivan A, Joseph P Romano, and Azeem M Shaikh (2017) “Randomization Tests under an Approximate Symmetry Assumption,” *Econometrica*, Vol. 85, No. 3, pp. 1013–1030.

- Cattaneo, M.D., B.R. Frandsen, and R. Titiunik (2015) “Randomization Inference in the Regression Discontinuity Design: An Application to Party: Advantages in the U.S. Senate,” *Journal of Causal Inference*, Vol. 3, No. 1, pp. 1–24.
- Chung, EunYi and Joseph P Romano (2013) “Exact and Asymptotically Robust Permutation Tests,” *The Annals of Statistics*, Vol. 41, No. 2, pp. 484–507.
- (2016) “Multivariate and Multiple Permutation Tests,” *Journal of Econometrics*, Vol. 193, No. 1, pp. 76–91.
- Cunningham, S. and M. Shah (2018) “Decriminalizing Indoor Prostitution: Implications for Sexual Violence and Public Health,” *Review of Economic Studies*, Vol. 85, pp. 1683–1715.
- Das, T., S. Borgwardt, D. J. Hauke, F. Harrisberger, U. E. Lang, A. Riecher-Rössler, L. Palaniyappan, and A. Schmidt (2018) “Disorganized Gyrification Network Properties During the Transition to Psychosis,” *JAMA Psychiatry*, Vol. 75, pp. 613–622.
- Durrett, Rick (2019) *Probability: Theory and Examples*, Vol. 49: Cambridge university press.
- Fan, Jianqing, Tien-Chung Hu, and Young K Truong (1994) “Robust Non-parametric Function Estimation,” *Scandinavian Journal of Statistics*, pp. 433–446.
- Fogarty, Colin B (2021) “Prepivoted Permutation Tests,” *arXiv preprint arXiv:2102.04423*.
- Hahn, J., P. Todd, and W. Van der Klaauw (2001) “Identification and Estimation of Treatment Effects with a Regression-Discontinuity Design,” *Econometrica*, Vol. 69, No. 1, pp. 201–209.
- Hu, Y., S. Boker, M. Neale, and K. L. Klump (2014) “Coupled latent differential equation with moderators: Simulation and application,” *Psychological Methods*, Vol. 19, No. 1, pp. 56–71.
- Huang, L., M. Crino, J. HY. Wu, M. Woodward, F. Barzi, M. Land, R. McLean, J. Webster, B. Enkhtungalag, and B. Neal (2016) “Mean population salt intake estimated from 24-h urine samples and spot urine samples: a systematic review and meta-analysis,” *International Journal of Epidemiology*, Vol. 45, No. 1, pp. 239–250.
- Imbens, Guido and Karthik Kalyanaraman (2012) “Optimal Bandwidth Choice For The Regression Discontinuity Estimator,” *Review of Economic Studies*, Vol. 79, No. 3, pp. 933–959.

- Imbens, Guido W and Paul R Rosenbaum (2005) “Robust, Accurate Confidence Intervals with a Weak Instrument: Quarter of Birth and Education,” *Journal of the Royal Statistical Society: Series A (Statistics in Society)*, Vol. 168, No. 1, pp. 109–126.
- Janssen, Arnold (1997) “Studentized permutation tests for non-i.i.d. hypotheses and the generalized Behrens-Fisher problem,” *Statistics & Probability Letters*, Vol. 36, No. 1, pp. 9–21.
- (2005) “Resampling Student’s  $t$ -type statistics,” *Annals of the Institute of Statistical Mathematics*, Vol. 57, pp. 507–529.
- Jorgensen, T. D., B. A. Kite, P. Y. Chen, and S. D. Short (2018) “Permutation randomization methods for testing measurement equivalence and detecting differential item functioning in multiple-group confirmatory factor analysis,” *Psychological Methods*, Vol. 23, No. 4, pp. 708–728.
- Kamat, Vishal (2018) “On Nonparametric Inference in the Regression Discontinuity Design,” *Econometric Theory*, Vol. 34, No. 3, pp. 694–703.
- Lax, J. R. and K. T. Rader (2010) “Legal Constraints on Supreme Court Decision Making: Do Jurisprudential Regimes Exist?” *The Journal of Politics*, Vol. 72, No. 2, pp. 273–284.
- Lehmann, Erich L and Joseph P Romano (2005) *Testing Statistical Hypotheses*: Springer Science & Business Media.
- López-Cuadrado, T., A. Llácer, R. Palmera-Suárez, D. Gómez-Barroso, C. Savulescu, P. González-Yuste, and R. Fernández-Cuenca (2014) “Trends in Infectious Disease Mortality Rates, Spain, 1980-2100,” *Emerging Infectious Diseases*, Vol. 20, No. 5, pp. 782–789.
- Neubert, K. and E. Brunner (2007) “A studentized permutation test for the non-parametric Behrens-Fisher problem,” *Computational Statistics & Data Analysis*, Vol. 51, No. 10, pp. 5192–5204.
- Neuhaus, G. (1993) “Conditional Rank Tests for the Two-Sample Problem Under Random Censorship,” *Annals of Statistics*, Vol. 21, No. 4, pp. 1760–1779.
- Pauly, M., E. Brunner, and F. Konietzschke (2015) “Asymptotic permutation tests in general factorial designs,” *Journal of the Royal Statistical Society. Series B (Statistical Methodology)*, Vol. 77, No. 2, pp. 461–473.

- Phyo, A. P., S. Nkhoma, K. Stepniewska, E. A. Ashley, S. Nair, R. McGready, C. L. Moo, S. Al-Saai, A. M. Dondorp, K. M. Lwin, P. Singhasivanon, N. P. Day, N. J. White, T. J. Anderson, and F. Nosten (2012) “Emergence of artemisinin-resistant malaria on the western border of Thailand: a longitudinal study,” *The Lancet*, Vol. 379, No. 9830, pp. 1960–1966.
- Pietschnig, J. and M. Voracek (2015) “One Century of Global IQ Gains: A Formal Meta-Analysis of the Flynn Effect (1909-2013),” *Perspectives on Psychological Science*, Vol. 10, No. 3, pp. 282–306.
- Pollard, David (1991) “Asymptotics for Least Absolute Deviation Regression Estimators,” *Econometric Theory*, Vol. 7, No. 2, pp. 186–199.
- Rajagopalan, P., D. P. Hibar, and P. M. Thompson (2013) “TREM2 Risk Variant and Loss of Brain Tissue,” *The New England Journal of Medicine*, Vol. 369, No. 16, pp. 1565–1567.
- Ramos, R. and C. Sanz (2019) “Backing the Incumbent in Difficult Times: The Electoral Impact of Wildfires,” *Comparative Political Studies*, Vol. 53, pp. 469–499.
- Rao, G. (2019) “Familiarity Does Not Breed Contempt: Generosity, Discrimination, and Diversity in Delhi Schools,” *American Economics Review*, Vol. 109, No. 3, pp. 774–809.
- Ryan, A. M, S. Krinsky, E. Kontopantelis, and T. Doran (2016) “Long-term evidence for the effect of pay-for-performance in primary care on mortality in the UK: a population study,” *The Lancet*, Vol. 388, No. 10041, pp. 268–274.
- Saez, Emmanuel (2010) “Do Taxpayers Bunch at Kink Points?” *American Economic Journal: Economic Policy*, Vol. 2, No. 3, pp. 180–212.
- Schafer, J. and J. B. Holbein (2020) “When Time Is of the Essence: A Natural Experiment on How Time Constraints Influence Elections,” *The Journal of Politics*, Vol. 82, No. 2, pp. 418–432.
- Thistlethwaite, Donald L and Donald T Campbell (1960) “Regression-discontinuity Analysis: An Alternative to the Ex Post Facto Experiment,” *Journal of Educational Psychology*, Vol. 51, No. 6, p. 309.
- Valentine, Jeffrey C, Spyros Konstantopoulos, and Sara Goldrick-Rab (2017) “What Happens to Students Placed into Developmental Education? A Meta-analysis of Regression Discontinuity Studies,” *Review of Educational Research*, Vol. 87, No. 4, pp. 806–833.

- Wood, A. K. and C. R. Grose (2020) "Campaign Finance Transparency Affects Legislators' Election Outcomes and Behavior," *American Journal of Political Science*, *forthcoming*.
- Zoorob, Michael (2020) "Do Police Brutality Stories Reduce 911 Calls? Reassessing an Important Criminological Finding," *American Sociological Review*, Vol. 85, No. 1, pp. 176–183.

# “Permutation Tests at Nonparametric Rates”

Marinho Bertanha, EunYi Chung

*This supplementary appendix contains Table 2 and all proofs from the main text.*

# A A List of Publications

Table 2: Selected Publications in Social and Natural Sciences

<b>Economics</b>	
Alan et al. (2019)	Qtly. J. Economics
Bick et al. (2018)	Ame. Econ. Rev.
Bursztyn et al. (2019)	Rev. Econ. Stud.
Cunningham and Shah (2018)	Rev. Econ. Stud.
Rao (2019)	Ame. Econ. Rev.
<b>Epidemiology</b>	
Agha et al. (2015)	Int. J. Epidemiol.
Arnup et al. (2016)	J. Clin. Epidemiol.
Burrows et al. (2017)	MMWR Morb Mortal Wkly Rep
Huang et al. (2016)	Int. J. Epidemiol.
López-Cuadrado et al. (2014)	Emerg. Infect. Dis.
<b>Medicine</b>	
Bellan et al. (2015)	Lancet Infect Dis
Das et al. (2018)	J. Am. Med. Assoc. Psychiatry
Phyo et al. (2012)	Lancet
Rajagopalan et al. (2013)	N. Engl. J. Med.
Ryan et al. (2016)	Lancet
<b>Political Science</b>	
Bechtel et al. (2015)	Ame. J. Pol. Sci.
Lax and Rader (2010)	J. Politics
Ramos and Sanz (2019)	Comp. Polit. Stud.
Schafer and Holbein (2020)	J. Politics
Wood and Grose (2020)	Ame. J. Pol. Sci.
<b>Psychology</b>	
Bishara and Hittner (2012)	Psychol. Methods
Hu et al. (2014)	Psychol. Methods
Jorgensen et al. (2018)	Psychol. Methods
Pietschnig and Voracek (2015)	Perspect Psychol Sci

Notes: The table lists selected publications from top journals in each discipline that use permutation tests in their analyses. We selected top journals using Google Scholar - Metrics and searched for publications in the last decade.



## B Proofs of Theorems and Corollaries

### B.1 Proof of Lemma 2.1 - Exact Size in Finite Samples

Summing  $\phi(\underline{W}_n, \underline{\mathbf{Z}}_n^\pi)$  over  $\pi \in \mathbf{G}_n$  and taking the conditional expectation given  $\underline{W}_n$  yields,

$$\alpha n! = \sum_{\pi \in \mathbf{G}_n} \mathbb{E}[\phi(\underline{W}_n, \underline{\mathbf{Z}}_n^\pi) | \underline{W}_n] = n! \mathbb{E}[\phi(\underline{W}_n, \underline{\mathbf{Z}}_n) | \underline{W}_n] \quad (\text{B.1})$$

which implies that  $\mathbb{E}[\phi(\underline{W}_n, \underline{\mathbf{Z}}_n)] = \mathbb{E}\{\mathbb{E}[\phi(\underline{W}_n, \underline{\mathbf{Z}}_n) | \underline{W}_n]\} = \alpha$ .

□

### B.2 Proof of Theorem 2.1 - Asymptotic Distributions Without Studentization

#### B.2.1 Asymptotic Distribution of Test Statistic

Consider a sequence of  $\underline{W}_n$  that satisfies  $(n_1/n - \lambda) \rightarrow 0$  for  $\lambda \in (0, 1)$ . Condition on  $\underline{W}_n$ ,

$$\begin{aligned} T_n - \sqrt{nh}(\theta(P_1) - \theta(P_2)) &= \sqrt{nh} \left[ \frac{\sqrt{n_1 h}}{\sqrt{n_1 h}} (\hat{\theta}_1 - \theta(P_1)) - \frac{\sqrt{n_2 h}}{\sqrt{n_2 h}} (\hat{\theta}_2 - \theta(P_2)) \right] \\ &= \frac{\sqrt{n}}{\sqrt{n_1}} \left[ \frac{1}{\sqrt{n_1}} \sum_{i=1}^{n_1} \psi_n(\mathbf{Z}_{1,i}, P_1) \right] - \frac{\sqrt{n}}{\sqrt{n_2}} \left[ \frac{1}{\sqrt{n_2}} \sum_{i=1}^{n_2} \psi_n(\mathbf{Z}_{2,i}, P_2) \right] \\ &\quad + \frac{\sqrt{n}}{\sqrt{n_1}} o_{P_1}(1) - \frac{\sqrt{n}}{\sqrt{n_2}} o_{P_2}(1) \end{aligned}$$

where  $o_{P_k}(1)$  is a term that depends on  $Z_{k,1}, \dots, Z_{k,n_k}$  and converges in probability to zero as  $n \rightarrow \infty$ ,  $k = 1, 2$ .

First,

$$\frac{\sqrt{n}}{\sqrt{n_1}} o_{P_1}(1) - \frac{\sqrt{n}}{\sqrt{n_2}} o_{P_2}(1) \xrightarrow{p} 0.$$

Second, for each  $k = 1, 2$ , it suffices to show that the Lindeberg condition holds. Abbreviate  $\psi_n(\mathbf{Z}_{k,i}, P_k)$  by  $\psi_{n,k}$  and  $\mathbb{V}[\psi_n(\mathbf{Z}_{k,i}, P_k)]$  by  $\delta_{n,k}^2$ . For every  $\varepsilon > 0$  and  $\theta$  of Assumption 2.1-(2.6), note that

$$\left| \frac{\psi_{n,k}}{\delta_{n,k}} \right|^{2+\theta} \geq \frac{\psi_{n,k}^2}{\delta_{n,k}^2} (\varepsilon n_k)^{\theta/2} \mathbb{I} \left\{ \frac{\psi_{n,k}^2}{\delta_{n,k}^2} > \varepsilon n_k \right\},$$

which implies that the Lindeberg condition holds and for  $\xi^2(P_k) = \lim_{n \rightarrow \infty} \mathbb{V}[\psi_n(\mathbf{Z}_{k,i}, P_k)]$ ,

$$\frac{1}{\sqrt{n_k}} \sum_{i=1}^{n_k} \psi_n(\mathbf{Z}_{k,i}, P_k) \xrightarrow{d} N(0; \xi^2(P_k)).$$

Therefore,

$$\begin{aligned} & \frac{\sqrt{n}}{\sqrt{n_1}} \left[ \frac{1}{\sqrt{n_1}} \sum_{i=1}^{n_1} \psi_n(\mathbf{Z}_{1,i}, P_1) \right] - \frac{\sqrt{n}}{\sqrt{n_2}} \left[ \frac{1}{\sqrt{n_2}} \sum_{i=1}^{n_2} \psi_n(\mathbf{Z}_{2,i}, P_2) \right] \\ & \xrightarrow{d} N\left(0; \frac{\xi^2(P_1)}{\lambda} + \frac{\xi^2(P_2)}{1-\lambda}\right) \end{aligned}$$

which shows convergence in distribution conditional on  $\underline{W}_n$ .

Lemma D.3 gives convergence in distribution unconditionally.

### B.2.2 Asymptotic Linear Representation of Permuted Test Statistic

In this and the following subsections, we make the entire analysis conditional on a sequence of  $\underline{W}_n$  that satisfies  $(n_1/n - \lambda) \rightarrow 0$  for  $\lambda \in (0, 1)$ . Without loss of generality, re-order observations in the sample such that  $\underline{\mathbf{Z}}_n = (\mathbf{Z}_1, \dots, \mathbf{Z}_{n_1}, \mathbf{Z}_{n_1+1}, \dots, \mathbf{Z}_n) = (\mathbf{Z}_{1,1}, \dots, \mathbf{Z}_{1,n_1}, \mathbf{Z}_{2,1}, \dots, \mathbf{Z}_{1,n_2})$  and  $\underline{W}_n = (W_{1,n}, \dots, W_{n_1,n}, W_{n_1+1,n}, \dots, W_{n,n}) = (1, \dots, 1, 2, \dots, 2)$ .

Let  $\pi$  be a random permutation that is uniformly distributed over  $\mathbf{G}_n$  and independent of the data. The goal of this subsection is to show that, for the test statistic  $T_n$  defined in Equation 2.8,

$$\begin{aligned} T_n(\underline{W}_n, \underline{\mathbf{Z}}_n^\pi) &= \frac{\sqrt{n}}{\sqrt{n_1}} \left[ \frac{1}{\sqrt{n_1}} \sum_{i=1}^{n_1} \psi_n(\mathbf{Z}_{\pi(i)}, \bar{P}_n) \right] \\ &\quad - \frac{\sqrt{n}}{\sqrt{n_2}} \left[ \frac{1}{\sqrt{n_2}} \sum_{i=n_1+1}^n \psi_n(\mathbf{Z}_{\pi(i)}, \bar{P}_n) \right] + o_p(1), \end{aligned}$$

where  $\bar{P}_n = p_{1,n}P_1 + p_{2,n}P_2$ ,  $p_{k,n} = n_k/n$ ,  $k = 1, 2$ , and  $o_p(1)$  is a term that depends on the data and the random permutation, and it converges in probability to zero.

For each  $k = 1, 2$ , let  $\mathbf{V}_{1,n}, \dots, \mathbf{V}_{n_k,n}$  be an iid sample from the distribution  $\bar{P}_n$ . As  $\bar{P}_n \in \mathcal{P} \ \forall n$ , the uniform asymptotic linear representation of Assumption 2.1 guarantees that

$$R_{k,n}(\mathbf{V}_{1,n}, \dots, \mathbf{V}_{n_k,n}) \doteq \sqrt{n_k h} (\theta_{n_k,n}(\mathbf{V}_{1,n}, \dots, \mathbf{V}_{n_k,n}) - \theta(\bar{P}_n)) \quad (\text{B.2})$$

$$- \left( \frac{1}{\sqrt{n_k}} \sum_{i=1}^{n_k} \psi_n(\mathbf{V}_{i,n}, \bar{P}_n) \right) \xrightarrow{p} 0 \quad (\text{B.3})$$

Lemma 5.3 and Remark A.2 by Chung and Romano (2013) show that

$$\begin{aligned} R_{1,n}(\mathbf{Z}_{\pi(1)}, \dots, \mathbf{Z}_{\pi(n_1)}) &= \sqrt{n_1 h} (\theta_{n_1,n}(\mathbf{Z}_{\pi(1)}, \dots, \mathbf{Z}_{\pi(n_1)}) - \theta(\bar{P}_n)) \\ &\quad - \left( \frac{1}{\sqrt{n_1}} \sum_{i=1}^{n_1} \psi_n(\mathbf{Z}_{\pi(i)}, \bar{P}_n) \right) \xrightarrow{p} 0 \\ R_{2,n}(\mathbf{Z}_{\pi(n_1+1)}, \dots, \mathbf{Z}_{\pi(n)}) &= \sqrt{n_2 h} (\theta_{n_2,n}(\mathbf{Z}_{\pi(n_1+1)}, \dots, \mathbf{Z}_{\pi(n)}) - \theta(\bar{P}_n)) \\ &\quad - \left( \frac{1}{\sqrt{n_2}} \sum_{i=n_1+1}^n \psi_n(\mathbf{Z}_{\pi(i)}, \bar{P}_n) \right) \xrightarrow{p} 0. \end{aligned}$$

Then,

$$\begin{aligned} T_n(\underline{W}_n, \underline{\mathbf{Z}}_n^\pi) &= \frac{\sqrt{n}}{\sqrt{n_1}} \left[ \frac{1}{\sqrt{n_1}} \sum_{i=1}^{n_1} \psi_n(\mathbf{Z}_{\pi(i)}, \bar{P}_n) \right] - \frac{\sqrt{n}}{\sqrt{n_2}} \left[ \frac{1}{\sqrt{n_2}} \sum_{i=n_1+1}^n \psi_n(\mathbf{Z}_{\pi(i)}, \bar{P}_n) \right] \\ &\quad + \frac{\sqrt{n}}{\sqrt{n_1}} R_{1,n}(\mathbf{Z}_{\pi(1)}, \dots, \mathbf{Z}_{\pi(n_1)}) - \frac{\sqrt{n}}{\sqrt{n_2}} R_{2,n}(\mathbf{Z}_{\pi(n_1+1)}, \dots, \mathbf{Z}_{\pi(n)}) \\ &= \frac{\sqrt{n}}{\sqrt{n_1}} \left[ \frac{1}{\sqrt{n_1}} \sum_{i=1}^{n_1} \psi_n(\mathbf{Z}_{\pi(i)}, \bar{P}_n) \right] - \frac{\sqrt{n}}{\sqrt{n_2}} \left[ \frac{1}{\sqrt{n_2}} \sum_{i=n_1+1}^n \psi_n(\mathbf{Z}_{\pi(i)}, \bar{P}_n) \right] \\ &\quad + o_p(1). \end{aligned}$$

### B.2.3 Coupling Approximation

The goal of this section is to create a data set  $\underline{\mathbf{Z}}_n^* = (\mathbf{Z}_1^*, \dots, \mathbf{Z}_n^*)$  that is iid from  $\bar{P}_n$  and a permutation  $\pi_0$  such that, for a random permutation  $\pi$ ,  $T_n(\underline{W}_n, \underline{\mathbf{Z}}_n^{\pi\pi_0}) - T_n(\underline{W}_n, \underline{\mathbf{Z}}_n^\pi) \xrightarrow{p} 0$ .

Given that  $\underline{\mathbf{Z}}_n = (\mathbf{Z}_1, \dots, \mathbf{Z}_{n_1}, \mathbf{Z}_{n_1+1}, \dots, \mathbf{Z}_n) = (\mathbf{Z}_{1,1}, \dots, \mathbf{Z}_{1,n_1}, \mathbf{Z}_{2,1}, \dots, \mathbf{Z}_{1,n_2})$ , the distribution of  $\underline{\mathbf{Z}}_n$  is  $P_1^{n_1} \times P_2^{n_2}$ , that is, the independent product of distributions  $P_1$  ( $n_1$  times) and  $P_2$  ( $n_2$  times). In what follows, we construct a dataset  $\underline{\mathbf{Z}}_n^* = (\mathbf{Z}_1^*, \dots, \mathbf{Z}_n^*)$  that is iid from  $\bar{P}_n$ . For observation  $i = 1$ , draw an index  $k$  out of  $\{1, 2\}$  at random with probabilities  $(p_{1,n}, p_{2,n})$ . Given the resulting index  $k$ , set  $\mathbf{Z}_1^* = \mathbf{Z}_{k,1}$ . Move on to  $i = 2$  and draw an index  $k'$  as before. If the index  $k'$  drawn is the same as  $k$ , set  $\mathbf{Z}_2^* = \mathbf{Z}_{k,2}$ . Otherwise, if the index  $k' \neq k$ , then set  $\mathbf{Z}_2^* = \mathbf{Z}_{k',1}$ . Keep going until you reach a point where you may run out of observations from one of the two samples. For example, for observation  $i$ , if you randomly pick  $k = 1$ , but you have already exhausted all  $n_1$  observations from  $P_1$ , then randomly draw  $\mathbf{Z}_i^*$  from  $P_1$ . We end up with  $\underline{\mathbf{Z}}_n^*$  and  $\underline{\mathbf{Z}}_n$  having many of the same observations in common. Call  $D$  the random number of observations that are different.

Reorder observations in  $\underline{\mathbf{Z}}_n^*$  by a permutation  $\pi_0$  so that  $\mathbf{Z}_{\pi_0(i)}^*$  equals  $\mathbf{Z}_i$  for most  $i$ , except for  $D$  of them. The re-ordered sample  $\underline{\mathbf{Z}}_n^{*\pi_0}$  is constructed as follows. The sample  $\underline{\mathbf{Z}}_n$  has the  $n_1$  observations from  $P_1$  appear first, then the  $n_2$  observations from  $P_2$  appear second. Simply take all the observations from  $P_1$  in  $\underline{\mathbf{Z}}_n^*$  and place them first, up to  $n_1$ . The observations from  $P_1$  in  $\underline{\mathbf{Z}}_n^*$  that are equal to observations from  $P_1$  in  $\underline{\mathbf{Z}}_n$  are placed first and in the same order as in  $\underline{\mathbf{Z}}_n$ . If there are more than  $n_1$  observations from  $P_1$  in  $\underline{\mathbf{Z}}_n^*$ , put the extra observations on the side. If there are less than  $n_1$ , leave the spots blank and start at spot  $n_1 + 1$  with the observations from  $P_2$  in  $\underline{\mathbf{Z}}_n^*$ . Repeat the same procedure for those observations in  $\underline{\mathbf{Z}}_n^*$  that were drawn from  $P_2$ , and place them starting at spot  $n_1 + 1$  up to spot  $n_2$ . There are remaining spots in the newly created sample  $\underline{\mathbf{Z}}_n^{*\pi_0}$ , and these should be filled up with the observations from  $\underline{\mathbf{Z}}_n^*$  that were placed on the side, in any order. Note that the distribution of  $\underline{\mathbf{Z}}_n^{*\pi_0}$  is also iid  $\bar{P}_n$ .

We first need to show that the (random) number of observations  $D$ , that are different between  $\underline{\mathbf{Z}}_n^*$  and  $\underline{\mathbf{Z}}_n$ , is “small” as a fraction of  $n$ . Let  $n_1^*$  denote the number of observations in  $\underline{\mathbf{Z}}_n^*$  that are generated from  $P_1$ . Then,  $n_1^*$  has the binomial distribution with  $(n, p_{1,n})$  parameters. So the mean of  $n_1^*$  is  $np_{1,n} = n_1$ . We have that  $D = |n_1^* - n_1|$ .

$$\begin{aligned}\mathbb{E}[D] &= \mathbb{E}|n_1^* - n_1| = \mathbb{E}|n_1^* - np_{1,n}| \\ &\leq [\mathbb{E}\{(n_1^* - np_{1,n})^2\}]^{1/2} = [np_{1,n}(1 - p_{1,n})]^{1/2} = O(n^{1/2}),\end{aligned}$$

where the inequality follows from the Jensen’s inequality and  $p_{1,n}(1 - p_{1,n}) \leq 1/4$ . By a similar argument,  $\mathbb{E}[D^2] = O(n)$  and  $\mathbb{V}[D] = O(n)$ .

Let  $\pi$  be a random permutation that is uniformly distributed over  $\mathbf{G}_n$  and independent of everything else. Define  $\Delta_i = 1$  for  $i \leq n_1$ , and  $\Delta_i = -\frac{n_1}{n_2}$  for  $i > n_1$ . From before, we have

$$\begin{aligned}T_n(\underline{W}_n, \underline{\mathbf{Z}}_n^\pi) &= \frac{\sqrt{n}}{\sqrt{n_1}} \left[ \frac{1}{\sqrt{n_1}} \sum_{i=1}^{n_1} \psi_n(\mathbf{Z}_{\pi(i)}, \bar{P}_n) \right] - \frac{\sqrt{n}}{\sqrt{n_2}} \left[ \frac{1}{\sqrt{n_2}} \sum_{i=n_1+1}^n \psi_n(\mathbf{Z}_{\pi(i)}, \bar{P}_n) \right] \\ &\quad + o_p(1) \\ &\stackrel{d}{=} \underbrace{\frac{\sqrt{n}}{n_1} \sum_{i=1}^n \Delta_{\pi(i)} \psi_n(\mathbf{Z}_i, \bar{P}_n)}_{\doteq T_n^\pi} + o_p(1) = T_n^\pi + o_p(1),\end{aligned}$$

where  $A \stackrel{d}{=} B$  means  $A$  and  $B$  have the same distribution. The test statistic that uses  $\underline{\mathbf{Z}}_n^{*\pi_0}$

in the place of  $\underline{\mathbf{Z}}_n$  as initial sample and then undergoes permutation  $\pi$  is

$$T_n(\underline{W}_n, \underline{\mathbf{Z}}_n^{*\pi\pi_0}) \stackrel{d}{=} \underbrace{\frac{\sqrt{n}}{n_1} \sum_{i=1}^n \Delta_{\pi(i)} \psi_n(\mathbf{Z}_{\pi_0(i)}^*, \bar{P}_n)}_{\doteq T_n^{*\pi\pi_0}} + o_p(1) = T_n^{*\pi\pi_0} + o_p(1).$$

The rest of this subsection shows that  $T_n^{*\pi\pi_0} - T_n^\pi \xrightarrow{P} 0$  as  $n \rightarrow \infty$ .

First, the expected value.

$$\begin{aligned} \mathbb{E}[T_n^{*\pi\pi_0} - T_n^\pi] &= \frac{\sqrt{n}}{n_1} \sum_{i=1}^n \mathbb{E}[\Delta_{\pi(i)}] \mathbb{E}[(\psi_n(\mathbf{Z}_{\pi_0(i)}^*, \bar{P}_n) - \psi_n(\mathbf{Z}_i, \bar{P}_n))] \\ &= 0 \end{aligned}$$

because  $\pi$  is independent of everything and  $\mathbb{E}[\Delta_{\pi(i)}] = 0$ .

Second, the variance.

$$\mathbb{V}(T_n^{*\pi\pi_0} - T_n^\pi) = \mathbb{E}[\mathbb{V}(T_n^{*\pi\pi_0} - T_n^\pi | D, \pi, \pi_0)] \quad (\text{B.4})$$

$$+ \mathbb{V}[\mathbb{E}(T_n^{*\pi\pi_0} - T_n^\pi | D, \pi, \pi_0)] \quad (\text{B.5})$$

Part B.4 : The elements in  $\underline{\mathbf{Z}}_n^{*\pi_0}$  and  $\underline{\mathbf{Z}}_n$  are the same except for  $D$  of them. This makes all the terms in the difference  $T_n^{*\pi\pi_0} - T_n^\pi$  zero, except for at most  $D$  of them. Conditioning on  $D$ ,  $\pi_0$ , and  $\pi$ , the variance is

$$\begin{aligned} \mathbb{V}[T_n^{*\pi\pi_0} - T_n^\pi | D, \pi, \pi_0] &= \frac{n}{n_1^2} D \mathbb{V}[\Delta_{\pi(i)} (\psi_n(\mathbf{Z}_{\pi_0(i)}^*, \bar{P}_n) - \psi_n(\mathbf{Z}_i, \bar{P}_n)) | D, \pi, \pi_0] \\ &\leq \frac{n}{n_1^2} D \max \left\{ \left( \frac{n_1}{n_2} \right)^2, 1 \right\} \{ \mathbb{V}[\psi_n(\mathbf{Z}_1, \bar{P}_n)] + \mathbb{V}[\psi_n(\mathbf{Z}_2, \bar{P}_n)] \} \end{aligned} \quad (\text{B.6})$$

$$= \frac{n}{n_1^2} D \cdot O(1) \quad (\text{B.7})$$

because  $n_1/n_2 = O(1)$  and  $\mathbb{V}[\psi_n(\mathbf{Z}_k, \bar{P}_n)] = O(1)$ ,  $k = 1, 2$ , by Assumption 2.1-(2.5).

Taking the expectation,

$$\mathbb{E}[\mathbb{V}(T_n^{*\pi\pi_0} - T_n^\pi | D, \pi, \pi_0)] \leq \frac{n}{n_1^2} \mathbb{E}[D] O(1) = o(1). \quad (\text{B.8})$$

Part B.5 :

Equation B.5 is bounded by

$$\frac{nh}{\min\{n_1^2, n_2^2\}} [\theta(P_1) - \theta(P_2) + o(1)]^2 \mathbb{V}\{D\}, \quad (\text{B.9})$$

which converges to 0 under the null. However, when the null is not imposed, an alternative bound is needed. Applying the law of iterated expectation to Equation B.5 and conditioning on  $D$  and  $\pi_0$ , an alternative bound is calculated as

$$\frac{n^2}{n_1 n_2 (n-1)} \left[ \mathbb{E}(D) - \mathbb{E}(D^2) \left( \frac{1}{n} \right) \right] \left\{ \mathbb{E} [\psi_n(\mathbf{Z}_1, \bar{P}_n)] - \mathbb{E} [\psi_n(\mathbf{Z}_2, \bar{P}_n)] \right\}^2,$$

where  $\left\{ \mathbb{E} [\psi_n(\mathbf{Z}_1, \bar{P}_n)] - \mathbb{E} [\psi_n(\mathbf{Z}_2, \bar{P}_n)] \right\}^2 = O(1)$  because of Assumption 2.1-(2.5). Therefore, this bound converges to 0 and the desired result is obtained.

#### B.2.4 Hoeffding's CLT

Let  $\pi$  and  $\pi'$  be permutations that are mutually independent, uniformly distributed over  $\mathbf{G}_n$ , and independent of everything else. The goal of this section is to show that

$$(T_n^\pi, T_n^{\pi'}) \xrightarrow{d} (T, T'), \quad (\text{B.10})$$

where  $T, T'$  are independent normal random variables with the same distribution. To this end, we first show that

$$(T_n^{*\pi}, T_n^{*\pi'}) = \left( \frac{\sqrt{n}}{n_1} \sum_{i=1}^n \Delta_{\pi(i)} \psi_n(\mathbf{Z}_i^*, \bar{P}_n), \frac{\sqrt{n}}{n_1} \sum_{i=1}^n \Delta_{\pi'(i)} \psi_n(\mathbf{Z}_i^*, \bar{P}_n) \right) \xrightarrow{d} (T, T'). \quad (\text{B.11})$$

By the Cramèr-Wold device, we need to verify that

$$\sum_{i=1}^n \underbrace{\frac{\sqrt{n}}{n_1} (a \Delta_{\pi(i)} + b \Delta_{\pi'(i)})}_{\doteq C_{n,i}} \psi_n(\mathbf{Z}_i^*, \bar{P}_n) = \sum_{i=1}^n C_{n,i} \psi_n(\mathbf{Z}_i^*, \bar{P}_n) \quad (\text{B.12})$$

is asymptotically normal for any choice of constants  $a$  and  $b$ , where  $a \neq 0$  or  $b \neq 0$ . Note that  $C_{n,1}, \dots, C_{n,n}$  is a sequence of random variables that are independent of  $\psi_n(\mathbf{Z}_i^*, \bar{P}_n)$ ,  $i = 1, \dots, n$ .

Call  $\delta_n^2 = \mathbb{V}[\psi_n(\mathbf{Z}_i^*, \bar{P}_n)]$ . In order to apply Lemma D.4 and conclude that

$$\frac{\sum_{i=1}^n C_{n,i} \psi_n(\mathbf{Z}_i^*, \bar{P}_n)}{\delta_n \sqrt{\sum_{l=1}^n C_{n,l}^2}} \xrightarrow{d} N(0, 1),$$

we need to show that there exists  $\theta > 0$  for which

$$\left( \frac{\max_{i=1,\dots,n} C_{n,i}^2}{\sum_{l=1}^n C_{n,l}^2} \right)^{\theta/2} \mathbb{E} \left| \frac{\psi_n(\mathbf{Z}_i^*, \bar{P}_n)}{\delta_n} \right|^{2+\theta} \xrightarrow{p} 0. \quad (\text{B.13})$$

We verify (B.13) in three steps.

First, we show that  $\max_{i=1,\dots,n} C_{n,i}^2 = O_p(n^{-1})$ :

$$\begin{aligned} C_{n,i}^2 &= \frac{n}{n_1^2} (a^2 \Delta_{\pi(i)}^2 + 2ab \Delta_{\pi(i)} \Delta_{\pi'(i)} + b^2 \Delta_{\pi'(i)}^2) = \frac{n}{n_1^2} O_p(1) \\ \max_{i=1,\dots,n} C_{n,i}^2 &= \frac{n}{n_1^2} O_p(1) = O_p(n^{-1}). \end{aligned}$$

Second, we derive the probability limit of  $\sum_{l=1}^n C_{n,l}^2$ . Note that:

$$\begin{aligned} \mathbb{E}[\Delta_{\pi(i)}] &= \mathbb{E}[\Delta_{\pi'(i)}] = 0, \\ \mathbb{V}[\Delta_{\pi(i)}] &= \mathbb{V}[\Delta_{\pi'(i)}] = \frac{n_1}{n_2}, \\ \mathbb{C}[\Delta_{\pi(i)}, \Delta_{\pi'(i)}] &= \mathbb{E}[\Delta_{\pi(i)} \Delta_{\pi'(i)}] = 0, \\ \mathbb{E} \left[ \sum_{i=1}^n C_{n,i}^2 \right] &\rightarrow \frac{1}{\lambda(1-\lambda)} (a^2 + b^2), \\ \mathbb{V} \left[ \sum_{i=1}^n \frac{n}{n_1^2} (a^2 \Delta_{\pi(i)}^2 + 2ab \Delta_{\pi(i)} \Delta_{\pi'(i)} + b^2 \Delta_{\pi'(i)}^2) \right] &= o(1). \end{aligned}$$

Therefore,

$$\sum_{i=1}^n C_{n,i}^2 \xrightarrow{p} \frac{1}{\lambda(1-\lambda)} (a^2 + b^2),$$

which is bounded away from zero.

Third, combining the two previous steps

$$\left( \frac{\max_{i=1,\dots,n} C_{n,i}^2}{\sum_{l=1}^n C_{n,l}^2} \right)^{\theta/2} = O_p(n^{-\theta/2})$$

which combined with Assumption 2.1-(2.6) yields (B.13).

Next, we derive the limiting distribution of  $\sum_{i=1}^n C_{n,i} \psi_n(\mathbf{Z}_i^*, \bar{P}_n)$ , that is, without the standardization. Since we already know the probability limit of  $\sum_{l=1}^n C_{n,l}^2$ , we need the limit of  $\delta_n^2$ . Define  $\bar{P} = \lambda P_1 + (1-\lambda)P_2$ .

$$\delta_n^2 = \mathbb{V}[\psi_n(\mathbf{Z}_i^*, \bar{P}_n)] - \xi^2(\bar{P}_n) + \xi^2(\bar{P}_n) - \xi^2(\bar{P}) + \xi^2(\bar{P})$$

$$\rightarrow \xi^2(\bar{P})$$

where we used Assumption 2.1-(2.4) and Assumption 2.1-(2.7).

Therefore,

$$\sum_{i=1}^n C_{n,i} \psi_n(\mathbf{Z}_i^*, \bar{P}_n) \xrightarrow{d} N\left(0, \xi^2(\bar{P}) \left(\frac{1}{\lambda(1-\lambda)} (a^2 + b^2)\right)\right).$$

By the Cramèr-Wold device, we conclude that  $(T_n^{*\pi}, T_n^{*\pi'}) \xrightarrow{d} (T, T')$ , where  $(T, T')$  is bivariate normal with zero means, equal variances

$$\mathbb{V}[T] = \mathbb{V}[T'] = \left(\frac{\xi^2(\bar{P})}{\lambda(1-\lambda)}\right) \doteq \tau^2 \quad (\text{B.14})$$

and zero covariance. Thus,  $T$  and  $T'$  are independent.

So far, we have shown that  $(T_n^{*\pi}, T_n^{*\pi'}) \xrightarrow{d} (T, T')$ . Consider the permutation  $\pi_0$  from Section B.2.3. The conditions on  $(\pi, \pi')$  imply that the permutations  $(\pi\pi_0, \pi'\pi_0)$  are also mutually independent, uniformly distributed over  $\mathbf{G}_n$ , and independent of everything else. This implies that  $(T_n^{*\pi\pi_0}, T_n^{*\pi'\pi_0}) \xrightarrow{d} (T, T')$ .

Finally,

$$(T_n^\pi, T_n^{\pi'}) = (T_n^\pi - T_n^{*\pi\pi_0}, T_n^{\pi'} - T_n^{*\pi'\pi_0}) + (T_n^{*\pi\pi_0}, T_n^{*\pi'\pi_0}) \xrightarrow{d} (T, T'),$$

where we use the coupling argument from Section B.2.3 to obtain  $T_n^\pi - T_n^{*\pi\pi_0} \xrightarrow{p} 0$  and  $T_n^{\pi'} - T_n^{*\pi'\pi_0} \xrightarrow{p} 0$ , and the Slutsky theorem.

### B.2.5 Unconditional Argument

In this subsection, we apply Lemma D.3 to show the conclusion of Section B.2.4 also holds unconditionally. The analysis in sections B.2.3 and B.2.4 are conditional on  $\underline{W}^\infty$  that satisfies  $|\frac{n_1}{n} - \lambda| \rightarrow 0$ .

Unconditionally,  $n_1$  is a random variable. Assumption 2.2 implies that  $(n_1/n - \lambda) \xrightarrow{p} 0$  for  $\lambda \in (0, 1)$ . By Lemma D.3,  $(T_n^\pi, T_n^{\pi'}) \xrightarrow{d} (T, T')$  unconditionally. By the Hoeffding's CLT (Lehmann and Romano (2005), Theorem 15.2.3),

$$\widehat{R}_{T_n}(t) \xrightarrow{p} \Phi\left(\frac{t}{\tau}\right)$$

where  $\Phi$  is the CDF of the standard normal distribution, and  $\tau^2$  is given by (B.14). Uniform



consistency follows from continuity and monotonicity of  $\Phi$  (Lemma D.5).

### B.3 Proof of Theorem 2.2 - Asymptotic Distributions With Studentization

#### B.3.1 Asymptotic Distribution of Test Statistic

Consider a sequence of  $\underline{W}_n$  that satisfies  $(n_1/n - \lambda) \rightarrow 0$  for  $\lambda \in (0, 1)$ . Condition on  $\underline{W}_n$  for each  $n$ ,

$$S_n - \sqrt{nh} \frac{(\theta(P_1) - \theta(P_2))}{\widehat{\sigma}_n} = \frac{\sqrt{nh}}{\widehat{\sigma}_n} \left[ \left( \widehat{\theta}_1 - \theta(P_1) \right) - \left( \widehat{\theta}_2 - \theta(P_2) \right) \right] \\ \xrightarrow{d} N(0, 1)$$

because  $\sigma/\widehat{\sigma}_n \xrightarrow{p} 1$  by Assumption 2.3,  $T_n - \sqrt{nh}(\theta(P_1) - \theta(P_2)) \xrightarrow{d} N(0, \sigma^2)$  by Theorem 2.1, and the Slutsky theorem. The same is true unconditional on  $\underline{W}_n$  by Lemma D.3.

#### B.3.2 Asymptotic Permutation Distribution

Again, consider a sequence of  $\underline{W}_n$  that satisfies  $(n_1/n - \lambda) \rightarrow 0$  for  $\lambda \in (0, 1)$ . Condition on  $\underline{W}_n$  for each  $n$ . Without loss of generality, re-order observations in the sample such that  $\underline{\mathbf{Z}}_n = (\mathbf{Z}_1, \dots, \mathbf{Z}_{n_1}, \mathbf{Z}_{n_1+1}, \dots, \mathbf{Z}_n) = (\mathbf{Z}_{1,1}, \dots, \mathbf{Z}_{1,n_1}, \mathbf{Z}_{2,1}, \dots, \mathbf{Z}_{1,n_2})$  and  $\underline{W}_n = (W_{1,n}, \dots, W_{n_1,n}, W_{n_1+1,n}, \dots, W_{n,n}) = (1, \dots, 1, 2, \dots, 2)$ .

Let  $\pi$  be a random permutation that is uniformly distributed over  $\mathbf{G}_n$  and independent of the data. For each  $k = 1, 2$ , let  $\mathbf{V}_{1,n}, \dots, \mathbf{V}_{n_k,n}$  be an iid sample from the distribution  $\overline{P}_n$ . Assumption 2.3 guarantees that

$$\xi_{n_k,n}^2(\mathbf{V}_{1,n}, \dots, \mathbf{V}_{n_k,n}) - \xi^2(\overline{P}_n) \xrightarrow{p} 0. \quad (\text{B.15})$$

Lemma 5.3 and Remark A.2 by Chung and Romano (2013) show that

$$\xi_{n_1,n}^2(\mathbf{Z}_{\pi(1)}, \dots, \mathbf{Z}_{\pi(n_1)}) - \xi^2(\overline{P}_n) \xrightarrow{p} 0 \\ \xi_{n_2,n}^2(\mathbf{Z}_{\pi(n_1+1)}, \dots, \mathbf{Z}_{\pi(n)}) - \xi^2(\overline{P}_n) \xrightarrow{p} 0.$$

Using Assumption 2.1-(2.7),

$$\xi_{n_1,n}^2(\mathbf{Z}_{\pi(1)}, \dots, \mathbf{Z}_{\pi(n_1)}) \xrightarrow{p} \xi^2(\overline{P}) \\ \xi_{n_2,n}^2(\mathbf{Z}_{\pi(n_1+1)}, \dots, \mathbf{Z}_{\pi(n)}) \xrightarrow{p} \xi^2(\overline{P})$$

$$\widehat{\sigma}_n^{2\pi} \doteq \frac{n}{n_1} \xi_{n_1, n}^2(\mathbf{Z}_{\pi(1)}, \dots, \mathbf{Z}_{\pi(n_1)}) + \frac{n}{n_2} \xi_{n_2, n}^2(\mathbf{Z}_{\pi(n_1+1)}, \dots, \mathbf{Z}_{\pi(n)}) \xrightarrow{p} \frac{\xi^2(\overline{P})}{\lambda(1-\lambda)} = \tau^2.$$

By Lemma D.3,  $\widehat{\sigma}_n^{2\pi} \xrightarrow{p} \tau^2$  unconditional on  $\underline{W}_n$ . Section B.2.5 shows that  $(T_n^\pi, T_n^{\pi'}) \xrightarrow{d} (T, T')$ , where  $(T, T')$  are independent normals with variance  $\tau^2$ . Given these two facts together with Theorem 5.2 by Chung and Romano (2013), the asymptotic permutation distribution of  $T_n/\tau$  is the same as that of  $S_n = T_n/\widehat{\sigma}_n^2$ . Therefore,  $\widehat{R}_{S_n}(t) \xrightarrow{p} \Phi(t)$ . Uniform consistency follows from the monotonicity and continuity of  $\Phi$  (Lemma D.5).

## B.4 Proof of Corollary 2.1 - Asymptotic Size and Power

*Proof.* For  $a \in (0, 1)$ , define  $r(a) = \inf\{t : \Phi(t) \geq a\} = \Phi^{-1}(a)$  and  $\widehat{r}_n(a) = \inf\{t : \widehat{R}_{S_n}(t) \geq a\}$ . Lemma 11.2.1 by Lehmann and Romano (2005) says that  $\widehat{R}_{S_n} \xrightarrow{p} \Phi$  implies  $\widehat{r}_n(a) \xrightarrow{p} r(a)$ .

Rewrite the test  $\phi$  as,

$$\phi(\underline{W}_n, \underline{\mathbf{Z}}_n) = \begin{cases} 1 & \text{if } S_n > \widehat{r}_n(1 - \alpha/2) \text{ or } S_n < \widehat{r}_n(\alpha/2) \\ a & \text{if } S_n = \widehat{r}_n(1 - \alpha/2) \text{ or } S_n = \widehat{r}_n(\alpha/2) \\ 0 & \text{if } \widehat{r}_n(\alpha/2) < S_n < \widehat{r}_n(1 - \alpha/2). \end{cases}$$

First, assume the null hypothesis  $\theta(P_1) - \theta(P_2)$  holds. For  $n \rightarrow \infty$ ,  $S_n \xrightarrow{d} S$ , where  $S$  is a standard normal.

$$\begin{aligned} S_n - \widehat{r}_n(a) + r(a) &\xrightarrow{d} S \\ \mathbb{P}[S_n < \widehat{r}_n(a)] &\rightarrow \mathbb{P}[S < r(a)] = a \\ \mathbb{P}[S_n > \widehat{r}_n(a)] &\rightarrow \mathbb{P}[S > r(a)] = 1 - a \\ \mathbb{P}[S_n = \widehat{r}_n(a)] &\rightarrow \mathbb{P}[S = r(a)] = 0. \end{aligned}$$

Then, the probability of rejection is

$$\begin{aligned} \mathbb{E}[\phi(\underline{W}_n, \underline{\mathbf{Z}}_n)] &= \mathbb{P}[S_n(\underline{W}_n, \underline{\mathbf{Z}}_n) > \widehat{r}_n(1 - \alpha/2)] + \mathbb{P}[S_n(\underline{W}_n, \underline{\mathbf{Z}}_n) < \widehat{r}_n(\alpha/2)] + o(1) \\ &\rightarrow 1 - (1 - \alpha/2) + \alpha/2 = \alpha. \end{aligned}$$

Second, assume that  $\theta(P_1) - \theta(P_2) = \eta$  and  $\eta > 0$  without loss of generality. For  $m$  fixed and  $n \rightarrow \infty$ ,

$$S_n - \sqrt{nh_n}\eta/\widehat{\sigma} + \sqrt{mh_m}\eta/\widehat{\sigma} - \widehat{r}_n(a) + r(a) \xrightarrow{d} S + \sqrt{mh_m}\eta/\sigma.$$

For  $m$  fixed and  $n$  larger than  $m$ ,

$$\begin{aligned}
\mathbb{P}[S_n < \hat{r}_n(a)] &\leq \mathbb{P}\left[S_n - \sqrt{nh_n}\eta/\hat{\sigma} + \sqrt{mh_m}\eta/\hat{\sigma} - \hat{r}_n(a) + r(a) < r(a)\right] \\
\lim_{n \rightarrow \infty} \mathbb{P}[S_n < \hat{r}_n(a)] &\leq \mathbb{P}\left[S + \sqrt{mh_m}\eta/\sigma < r(a)\right] \\
&= \Phi\left(r(a) - \sqrt{mh_m}\eta/\sigma\right) \\
\mathbb{P}[S_n > \hat{r}_n(a)] &\geq \mathbb{P}\left[S_n - \sqrt{nh_n}\eta/\hat{\sigma} + \sqrt{mh_m}\eta/\hat{\sigma} - \hat{r}_n(a) + r(a) > r(a)\right] \\
\lim_{n \rightarrow \infty} \mathbb{P}[S_n > \hat{r}_n(a)] &\geq \mathbb{P}\left[S + \sqrt{mh_m}\eta/\sigma > r(a)\right] \\
&= 1 - \Phi\left(r(a) - \sqrt{mh_m}\eta/\sigma\right).
\end{aligned}$$

Take limits as  $m \rightarrow \infty$  from both sides,

$$\begin{aligned}
\lim_{n \rightarrow \infty} \mathbb{P}[S_n < \hat{r}_n(a)] &\leq \lim_{m \rightarrow \infty} \Phi\left(r(a) - \sqrt{mh_m}\eta/\sigma\right) = 0 \\
\lim_{n \rightarrow \infty} \mathbb{P}[S_n > \hat{r}_n(a)] &\geq \lim_{m \rightarrow \infty} 1 - \Phi\left(r(a) - \sqrt{mh_m}\eta/\sigma\right) = 1.
\end{aligned}$$

Then,

$$\mathbb{E}[\phi(W_n, \mathbf{Z}_n)] \rightarrow 1.$$

Moreover, there is no loss in power in using permutation critical values. The asymptotic test rejects when  $S_n > r(1 - \alpha/2)$  or  $S_n < r(\alpha/2)$ , where  $r(a) = \Phi^{-1}(a)$  is nonrandom. Suppose

$$S_n(W_n, \mathbf{Z}_n) \xrightarrow{d} \mathcal{L}_\eta$$

for some  $\mathcal{L}_\eta$  under a sequence of alternatives that are contiguous to some distribution satisfying the null hypothesis and  $\theta(P_{1n}) - \theta(P_{2n}) = \eta/\sqrt{nh_n}$ . Then the power of the test against local alternatives would tend to  $1 - \mathcal{L}_\eta(\Phi^{-1}(1 - \alpha/2)) + \mathcal{L}_\eta(\Phi^{-1}(\alpha/2))$ . For the permutation test, we have that  $\hat{r}_n$  obtained from the permutation distribution satisfies  $\hat{r}_n(a) \xrightarrow{p} \Phi^{-1}(a)$ . The same results follows under the sequence of contiguous alternatives, thus implying that the permutation test has the same limiting local power as the asymptotic test which uses nonrandom critical values.

□

## B.5 Proof of Corollary 4.1 - Confidence Set

*Proof.* Fix  $n$  and  $\mathbf{Q}_n$  arbitrary. Pick any pair  $(P_1, P_2)$ . Call  $\delta = \Psi(P_1, P_2)$ . By assumption,  $\psi_\delta P_1 = P_2$ . Lemma 2.1 says that  $\mathbb{E}[\phi_\delta(\underline{W}_n, \underline{\mathbf{Z}}_n)] = \mathbb{E}[\phi_{\delta_0}(\underline{W}_n, \tilde{\underline{\mathbf{Z}}}_n)] = \alpha$ . Therefore,

$$\begin{aligned} \mathbb{P}[\Psi(P_1, P_2) \in C_n(\underline{W}_n, \underline{\mathbf{Z}}_n)] &= \mathbb{P}[U > \phi_\delta(\underline{W}_n, \underline{\mathbf{Z}}_n)] \\ &= \mathbb{E}[\mathbb{P}(U > \phi_\delta(\underline{W}_n, \underline{\mathbf{Z}}_n) | \underline{W}_n, \underline{\mathbf{Z}}_n)] \\ &= 1 - \mathbb{E}[\phi_\delta(\underline{W}_n, \underline{\mathbf{Z}}_n)] = 1 - \alpha. \end{aligned}$$

Now, suppose  $\psi_\delta P_1 \neq P_2$  and Assumptions 2.1-2.3 hold. Corollary 2.1 says that  $\mathbb{E}[\phi_\delta(\underline{W}_n, \underline{\mathbf{Z}}_n)] \rightarrow \alpha$ . Take the limit as  $n \rightarrow \infty$  on both sides of the equality above. It follows that the asymptotic coverage of  $C_n(\underline{W}_n, \underline{\mathbf{Z}}_n)$  is  $1 - \alpha$ . □

## C Proof of Applications

This appendix gathers the proofs of Propositions 3.1 - 3.4. Key steps in these proofs consist of demonstrating uniform convergence over  $\mathcal{P}$ . By uniformly over  $\mathcal{P}$  we mean over  $P$  distribution of  $\mathbf{V}$  and  $P$  argument of functions, e.g.,  $f_R(x; P)$  or  $m_{S|R}(x; P)$ . For  $A_n(P)$  random function of  $P$ , with distribution depending on  $P$ , we use  $A_n(P) = o_{\mathcal{P}}(1)$  to denote  $\sup_{P \in \mathcal{P}} \mathbb{P}_P[|A_n(P)| > \varepsilon] \rightarrow 0$ ; we also use  $A_n(P) = O_{\mathcal{P}}(1)$  to denote that, for every  $\delta > 0$ , there exists  $M_\delta < \infty$  such that  $\sup_{P \in \mathcal{P}} \mathbb{P}_P[|A_n(P)| > M_\delta] < \delta$ . The same notation is applied when  $A_n(P)$  is a deterministic function of  $P$ . See Definition D.1 and Lemma D.1 in Appendix D.

### C.1 Proof of Proposition 3.1 - Controlled Means

The goal of this proof is to use the assumptions listed in Proposition 3.1 to verify Assumptions 2.1 and 2.2.

Let  $m_n$  be an arbitrary sequence of positive integers that grows with  $n$  such that  $m_n/n \rightarrow \gamma$ , for some  $\gamma \in (0, 1)$ . We omit the subscript  $n$  of  $m_n$  for notational ease. Let  $\mathbf{V} = (R, S)$ , draw  $\mathbf{V}_1, \dots, \mathbf{V}_{m_n}$  iid  $P \in \mathcal{P}$ . The assumptions in Proposition 3.1 imply the following facts:

1. As  $m \rightarrow \infty$ ,  $h \rightarrow 0$ ,  $mh \rightarrow \infty$ ,  $\sqrt{m}hh^2 \rightarrow 0$ ;
2.  $\int K(u)u \, du = 0$ ,  $\int K^r(u)u^s g(u) \, du < \infty$  for  $1 \leq r < \infty$ ,  $0 \leq s \leq 3$ , and bounded function  $g(u)$ ;

3. The distribution of  $R$  has PDF  $f_R(r; P)$ , first and second derivatives wrt  $r$  denoted  $\nabla_r f_R(r; P)$  and  $\nabla_{r^2} f_R(r; P)$ , respectively;  $f_R(r; P)$ ,  $\nabla_r f_R(r; P)$ , and  $\nabla_{r^2} f_R(r; P)$  are bounded as functions of  $(r, P)$ ;  $f_R(r; P)$  is bounded away from zero as a function of  $(r, P)$ ;

To see this, note that  $f_R(r; P)$  is a convex combination of  $f_{X_1}(r)$  and  $f_{X_2}(r)$ , each bounded, with bounded derivatives, and bounded away from zero.

4.  $m_{S|R}(r; P) = \mathbb{E}_P[S|R=r]$  has first and second derivatives wrt  $r$  denoted  $\nabla_r m_{S|R}(r; P)$  and  $\nabla_{r^2} m_{S|R}(r; P)$ , respectively;  $m_{S|R}$ ,  $\nabla_r m_{S|R}$ ,  $\nabla_{r^2} m_{S|R}$  are all bounded as functions of  $(r, P)$ ;

To see this, take  $P = \alpha P_1 + (1 - \alpha)P_2$  and note that,

$$m_{S|R}(r; P) = \frac{\alpha f_{X_1}(r)}{f_R(r; P)} m_{Y_1|X_1}(r) + \frac{(1 - \alpha) f_{X_2}(r)}{f_R(r; P)} m_{Y_2|X_2}(r).$$

The expectations  $m_{Y_k|X_k}(r)$  are bounded functions of  $r$ . The weights  $\omega_1(r; P) \doteq \alpha \frac{f_{X_1}(r)}{f_R(r; P)}$  and  $\omega_2(r; P) \doteq (1 - \alpha) \frac{f_{X_2}(r)}{f_R(r; P)}$  are bounded functions of  $(r, P)$  because they are positive and sum to 1. The expectations  $m_{Y_k|X_k}(r)$  and the weights  $\omega_k(r; P)$  are twice differentiable wrt  $r$ . The derivatives of  $m_{Y_k|X_k}(r)$  are bounded wrt  $r$ . The derivatives of the weights are bounded because the derivatives of the PDFs  $f_{X_k}(r)$  are bounded plus the fact that  $f_R(r; P)$  is bounded away from zero over  $(r, P)$ .

5.  $v_{S|R}(r; P) = \mathbb{V}_P[S|R=r]$  has first derivative wrt  $r$  denoted  $\nabla_r v_{S|R}(r; P)$ ;  $v_{S|R}$ ,  $\nabla_r v_{S|R}$  are both bounded as functions of  $(r, P)$ ;  $v_{S|R}(x; P)$  is bounded away from zero as a function of  $P$ ;

Again,  $v_{S|R}(r; P) = m_{S^2|R}(r; P) - m_{S|R}^2(r; P)$ , where

$$\begin{aligned} m_{S^2|R}(r; P) &= \omega_1(r; P) m_{Y_1^2|X_1}(r) + \omega_2(r; P) m_{Y_2^2|X_2}(r) \\ &= \omega_1(r; P) [v_{Y_1|X_1}(r) + m_{Y_1|X_1}^2(r)] + \omega_2(r; P) [v_{Y_2|X_2}(r) + m_{Y_2|X_2}^2(r)] \\ m_{S|R}^2(r; P) &= [\omega_1(r; P) m_{Y_1|X_1}(r) + \omega_2(r; P) m_{Y_2|X_2}(r)]^2. \end{aligned}$$

A similar argument to Fact 4 shows that  $v_{S|R}$  and  $\nabla_r v_{S|R}$  are bounded functions of  $(r, P)$ . Next,  $v_{Y_k|X_k}(x) = m_{Y_k^2|X_k}(x) - m_{Y_k|X_k}^2(x)$  is bounded away from zero, so that  $m_{Y_k^2|X_k}(x)$  is bounded away from  $m_{Y_k|X_k}^2(x)$ . It follows that  $m_{S^2|R}(x; P) = \omega_1(x; P) m_{Y_1^2|X_1}(x) + \omega_2(x; P) m_{Y_2^2|X_2}(x)$  is bounded away from  $\omega_1(x; P) m_{Y_1|X_1}^2(x) + \omega_2(x; P) m_{Y_2|X_2}^2(x)$ , which is greater than or equal to  $m_{S|R}^2(x; P)$ . Thus,  $v_{S|R}(x; P)$  is bounded away from zero as a function of  $P$ .

6. Define  $\eta(r; P) = \mathbb{E}_P[|S - m_{S|R}(r; P)|^{2+\theta} | R = r]$ .  $\eta(r; P)$  is a bounded function of  $(r, P)$ .

By the  $c_r$ -inequality,

$$\begin{aligned} \eta(r; P) &\leq 2^{1+\theta} \mathbb{E}_P[|S|^{2+\theta} | R = r] + 2^{1+\theta} |m_{S|R}(r; P)|^{2+\theta} \\ &= \omega_1(r; P) \mathbb{E}[|Y_1|^{2+\theta} | X_1 = r] + \omega_2(r; P) \mathbb{E}[|Y_2|^{2+\theta} | X_2 = r] \\ &\quad + 2^{1+\theta} |m_{S|R}(r; P)|^{2+\theta} \end{aligned}$$

which is a bounded function of  $(r, P)$  because the weights  $\omega_k(r; P)$  are bounded,  $\mathbb{E}[|Y_k|^{2+\theta} | X_k = r]$  are bounded, and  $m_{S|R}(r; P)$  is bounded.

We re-write  $\sqrt{mh} (\hat{\theta} - \theta(P))$  to find the asymptotic linear representation.

$$\sqrt{mh} (\hat{\theta} - \theta(P)) = \left( \frac{1}{\sqrt{mh}} \sum_{i=1}^m K \left( \frac{R_i - x}{h} \right) (S_i - m_{S|R}(R_i; P)) \right) f_R(x; P)^{-1} \quad (\text{C.1})$$

$$\begin{aligned} &+ \left( \frac{1}{\sqrt{mh}} \sum_{i=1}^m K \left( \frac{R_i - x}{h} \right) (S_i - m_{S|R}(R_i; P)) \right) \\ &\quad \left[ \left( \frac{1}{mh} \sum_{i=1}^m K \left( \frac{R_i - x}{h} \right) \right)^{-1} - f_R(x; P)^{-1} \right] \quad (\text{C.2}) \end{aligned}$$

$$\begin{aligned} &+ \left( \frac{1}{\sqrt{mh}} \sum_{i=1}^m K \left( \frac{R_i - x}{h} \right) (m_{S|R}(R_i; P) - m_{S|R}(x; P)) \right) \\ &\quad \left( \frac{1}{mh} \sum_{i=1}^m K \left( \frac{R_i - x}{h} \right) \right)^{-1} \quad (\text{C.3}) \end{aligned}$$

1. Assumption 2.1 - (2.2): asymptotic expansion.

Equation C.1 above gives the influence function  $\psi_n$ .

$$\frac{1}{\sqrt{m}} \sum_{i=1}^m \underbrace{K \left( \frac{R_i - x}{h} \right) (S_i - m_{S|R}(R_i; P)) h^{-1/2} f_R^{-1}(x; P)}_{\doteq \psi_n(\mathbf{V}_i, P)} = \frac{1}{\sqrt{m}} \sum_{i=1}^m \psi_n(\mathbf{V}_i, P).$$

We need to show that Equations C.2 and C.3 converge in probability to zero uniformly over  $\mathcal{P}$ .

*Equation C.2:* is  $o_P(1)$ . We show this in 3 steps.

First,

$$\begin{aligned}\mathbb{V}_P \left( \frac{1}{\sqrt{mh}} \sum_{i=1}^m K \left( \frac{R_i - x}{h} \right) (S_i - m_{S|R}(R_i; P)) \right) \\ = \int K^2(u) v_{S|R}(x + uh; P) f_R(x + uh; P) du\end{aligned}$$

which is bounded over  $\mathcal{P}$  because of the kernel properties (Fact 2 above), and  $v_{S|R}(r; P)$  and  $f_R(r; P)$  are bounded functions of  $(r, P)$ . Next,

$$\mathbb{E}_P \left( \frac{1}{\sqrt{mh}} \sum_{i=1}^m K \left( \frac{R_i - x}{h} \right) (S_i - m_{S|R}(R_i; P)) \right) = 0.$$

Use Lemma D.1, part 2, to conclude that

$$\frac{1}{\sqrt{mh}} \sum_{i=1}^m K \left( \frac{R_i - x}{h} \right) (S_i - m_{S|R}(R_i; P)) = O_{\mathcal{P}}(1).$$

Second,

$$\mathbb{E}_P \left[ \frac{1}{mh} \sum_{i=1}^m K \left( \frac{R_i - x}{h} \right) \right] - f_R(x; P) = \int K(u) \nabla_r f_R(x_{uh}^*; P) uh du$$

where  $x_{uh}^*$  is a point between  $x + uh$ . The expression above converges to zero uniformly over  $\mathcal{P}$  because of kernel properties (Fact 2), the derivative  $\nabla_r f_R(r; P)$  is a bounded function of  $(r, P)$ , and  $h \rightarrow 0$  as  $m \rightarrow \infty$ . Next, the variance of the same term.

$$\begin{aligned}\mathbb{V}_P \left[ \frac{1}{mh} \sum_{i=1}^m K \left( \frac{R_i - x}{h} \right) \right] &= \frac{1}{mh^2} \mathbb{V}_P \left[ K \left( \frac{R_i - x}{h} \right) \right] \\ &\leq \frac{1}{mh^2} \mathbb{E}_P \left[ K^2 \left( \frac{R_i - x}{h} \right) \right] \\ &= \frac{1}{mh} \int K^2(u) f_R(x + uh; P) du\end{aligned}$$

which converges to zero uniformly over  $\mathcal{P}$  because  $mh \rightarrow \infty$ , kernel properties (Fact 2), and  $f_R(r; P)$  is a bounded function of  $(r, P)$ . Use Lemma D.1, parts 2 and 3 to arrive at:

$$\frac{1}{mh} \sum_{i=1}^m K \left( \frac{R_i - x}{h} \right) - f_R(x; P) = o_{\mathcal{P}}(1) \tag{C.4}$$

$$\left( \frac{1}{mh} \sum_{i=1}^m K \left( \frac{R_i - x}{h} \right) \right)^{-1} - (f_R(x; P))^{-1} = o_{\mathcal{P}}(1). \quad (\text{C.5})$$

Third, combine steps 1 and 2 and use Lemma D.1 - part 1:

$$\begin{aligned} & \left( \frac{1}{\sqrt{mh}} \sum_{i=1}^m K \left( \frac{R_i - x}{h} \right) (S_i - m_{S|R}(R_i; P)) \right) \\ & \left[ \left( \frac{1}{mh} \sum_{i=1}^m K \left( \frac{R_i - x}{h} \right) \right)^{-1} - (f_R(x; P))^{-1} \right] \\ & = O_{\mathcal{P}}(1) o_{\mathcal{P}}(1) = o_{\mathcal{P}}(1). \end{aligned}$$

*Equation C.3:* is  $o_{\mathcal{P}}(1)$ . We show this in 3 steps.

First,  $\left( \frac{1}{mh} \sum_{i=1}^m K \left( \frac{R_i - x}{h} \right) \right)^{-1} = O_{\mathcal{P}}(1)$  by what was shown above (Equations C.4 and C.5).

Second,

$$\begin{aligned} & \mathbb{E}_P \left[ \frac{1}{\sqrt{mh}} \sum_{i=1}^m K \left( \frac{R_i - x}{h} \right) (m_{S|R}(R_i; P) - m_{S|R}(x; P)) \right] \\ & = \sqrt{mh} \int K(u) [m_{S|R}(x + uh; P) - m_{S|R}(x; P)] f_R(x + uh; P) du \\ & = \sqrt{mh} \int K(u) [\nabla_r m_{S|R}(x; P) uh + \nabla_{r^2} m_{S|R}(x_{uh}^*; P) u^2 h^2 / 2] \\ & \quad [f_R(x; P) + \nabla_r f_R(x_{uh}^{**}; P) uh] du \\ & = \sqrt{mh} h \int K(u) u du \nabla_r m_{S|R}(x; P) f_R(x; P) \\ & \quad + \sqrt{mh} h^2 \int K(u) u^2 \nabla_r f_R(x_{uh}^{**}; P) du \nabla_r m_{S|R}(x; P) \\ & \quad + \sqrt{mh} h^2 / 2 \int K(u) u^2 \nabla_{r^2} m_{S|R}(x_{uh}^*; P) du f_R(x; P) \\ & \quad + \sqrt{mh} h^3 / 2 \int K(u) u^3 \nabla_{r^2} m_{S|R}(x_{uh}^*; P) \nabla_r f_R(x_{uh}^{**}; P) du \\ & = 0 + O_{\mathcal{P}}(\sqrt{mh} h^2) + O_{\mathcal{P}}(\sqrt{mh} h^2) + O_{\mathcal{P}}(\sqrt{mh} h^3) \\ & = o_{\mathcal{P}}(1). \end{aligned}$$

where we use the following: (i)  $\int K(u) u du = 0$  and other kernel properties (Fact 2); (ii)  $\nabla_r m_{S|R}(r; P)$ ,  $\nabla_{r^2} m_{S|R}(r; P)$ ,  $f_R(r; P)$ , and  $\nabla_r f_R(r; P)$  are bounded functions of



$(r, P)$ ; (iii)  $\sqrt{mh}h^2 \rightarrow 0$ ; and (iv)  $x_{uh}^*, x_{uh}^{**}$  are points between  $x + uh$  and  $x$ . Next, the variance.

$$\begin{aligned}
& \mathbb{V}_P \left[ \frac{1}{\sqrt{mh}} \sum_{i=1}^m K \left( \frac{R_i - x}{h} \right) (m_{S|R}(R_i; P) - m_{S|R}(x; P)) \right] \\
&= \frac{1}{h} \mathbb{V}_P \left[ K \left( \frac{R_i - x}{h} \right) (m_{S|R}(R_i; P) - m_{S|R}(x; P)) \right] \\
&\leq \frac{1}{h} \mathbb{E}_P \left[ K^2 \left( \frac{R_i - x}{h} \right) (m_{S|R}(R_i; P) - m_{S|R}(x; P))^2 \right] \\
&= h^2 \int K^2(u) [\nabla_r m_{S|R}(x_{uh}^*; P)]^2 u^2 f_R(x + uh; P) du \\
&= O_P(h^2) = o_P(1)
\end{aligned}$$

where we use that (i)  $\nabla_r m_{S|R}(r; P)$  and  $f_R(r; P)$  are bounded functions of  $(r, P)$ ; (ii)  $h^2 \rightarrow 0$ ; and (iii) kernel properties (Fact 2).

Apply Lemma D.1- part 2 to get

$$\frac{1}{\sqrt{mh}} \sum_{i=1}^m K \left( \frac{R_i - x}{h} \right) (m_{S|R}(R_i; P) - m_{S|R}(x; P)) = o_P(1).$$

Third, combine the first and second steps and apply Lemma D.1- part 1 to arrive at

$$\begin{aligned}
& \left( \frac{1}{\sqrt{mh}} \sum_{i=1}^m K \left( \frac{R_i - x}{h} \right) (m_{S|R}(R_i; P) - m_{S|R}(x; P)) \right) \left( \frac{1}{mh} \sum_{i=1}^m K \left( \frac{R_i - x}{h} \right) \right)^{-1} \\
&= o_P(1) O_P(1) = o_P(1).
\end{aligned}$$

2. Assumption 2.1 - (2.3): zero mean of influence function.

$$\mathbb{E}_P[\psi_n(\mathbf{V}_i, P)] = 0 \quad \forall P \text{ by construction.}$$

3. Assumption 2.1 - (2.4): variance of influence function.

Define  $\xi^2(P) = M_K v_{S|R}(x; P) / f_R(x; P)$ , where  $M_K = \int_{-\infty}^{\infty} K^2(u) du$ .

$$\begin{aligned}
& \mathbb{V}_P \left( \frac{1}{f_R(x; P) \sqrt{h}} K \left( \frac{R_i - x}{h} \right) (S_i - m_{S|R}(R_i; P)) \right) - \xi^2(P) \\
&= \frac{1}{f_R^2(x; P)} \int K^2(u) \left\{ v_{S|R}(x + uh; P) f_R(x + uh; P) - \underbrace{v_{S|R}(x; P) f_R(x; P)}_{\doteq g(x; P)} \right\} du
\end{aligned}$$

$$= \frac{h}{f_R^2(x; P)} \int K^2(u) \nabla_x g(x_{uh}^*; P) u \, du = o_{\mathcal{P}}(1).$$

where  $\nabla_x g(x; P)$  denotes the derivative of  $g(x; P)$  wrt  $x$ . The expression above converges to zero uniformly over  $\mathcal{P}$  because  $h \rightarrow 0$ , Fact 2 on the kernel, the derivative  $\nabla_x g(x; P)$  is a bounded function of  $(x, P)$ , and  $f_R(x; P)$  is bounded away from zero as a function of  $P$ . Therefore,

$$\sup_{P \in \mathcal{P}} |\mathbb{V}_P[\psi_n(\mathbf{V}_i, P)] - \xi^2(P)| \rightarrow 0.$$

4. Assumption 2.1 - (2.5):  $\sup_{P \in \mathcal{P}} \mathbb{E}[\psi_n^2(\mathbf{Z}_{k,i}, P)] < \infty$  for  $k = 1, 2$ .

We have,

$$\begin{aligned} \psi_n(\mathbf{Z}_k, P) &= K\left(\frac{X_k - x}{h}\right) (Y_k - m_{S|R}(X_k; P)) h^{-1/2} f_R^{-1}(x; P) \\ \psi_n^2(\mathbf{Z}_k, P) &= \frac{K^2\left(\frac{X_k - x}{h}\right)}{h f_R^2(x; P)} [(Y_k - m_{Y_k|X_k}(X_k)) + (m_{Y_k|X_k}(X_k) - m_{S|R}(X_k; P))]^2 \\ &= \frac{K^2\left(\frac{X_k - x}{h}\right)}{h f_R^2(x; P)} [(Y_k - m_{Y_k|X_k}(X_k))^2 + (m_{Y_k|X_k}(X_k) - m_{S|R}(X_k; P))^2 \\ &\quad + 2(Y_k - m_{Y_k|X_k}(X_k))(m_{Y_k|X_k}(X_k) - m_{S|R}(X_k; P))] \\ \mathbb{E}[\psi_n^2(\mathbf{Z}_k, P)|X_k] &= \frac{K^2\left(\frac{X_k - x}{h}\right)}{h f_R^2(x; P)} [v_{Y_k|X_k}(X_k) + (m_{Y_k|X_k}(X_k) - m_{S|R}(X_k; P))^2] \\ \mathbb{E}[\psi_n^2(\mathbf{Z}_k, P)] &= \frac{1}{f_R^2(x; P)} \int K^2(u) [v_{Y_k|X_k}(x + uh) \\ &\quad + (m_{Y_k|X_k}(x + uh) - m_{S|R}(x + uh; P))^2] f_{X_k}(x + uh) \, du \\ &= O_{\mathcal{P}}(1) \end{aligned}$$

because  $f_R(x; P)$  is bounded away from zero as a function of  $P$ , the conditional moment functions and  $f_{X_k}$  inside the integral are bounded, and Fact 2 on the kernel.

5. Assumption 2.1 - (2.6):  $(2 + \theta)$ -th moment condition.

We verify it in two steps.

First,

$$\mathbb{V}_P(\psi_n(\mathbf{V}_i, P)) = \mathbb{V}_P\left(\frac{1}{f_R(x; P)\sqrt{h}} K\left(\frac{R_i - x}{h}\right) (S_i - m_{S|R}(R_i; P))\right)$$

$$= \frac{1}{f_R^2(x; P)} \int K^2(u) \{v_{S|R}(x + uh; P) f_R(x + uh; P)\} du$$

is bounded away from zero uniformly over  $\mathcal{P}$  and  $n$  because (i)  $f_R(x; P)$  is bounded as a function of  $P$ ; and (ii)  $v_{S|R}(r; P)$  and  $f_R(r; P)$  are continuous functions of  $r$  and bounded away from zero at  $x = r$  and over  $P$ .

Second, for  $\theta$  of the moment condition in Proposition 3.1, call  $\eta(r; P) = \mathbb{E}_P[|S_i - m_{S|R}(R_i; P)|^{2+\theta} |R_i = r]$ .

$$\begin{aligned} n^{-\theta/2} \mathbb{E}_P |\psi_n(\mathbf{V}_i, P)|^{2+\theta} \\ &= \frac{(m/n)^{\theta/2}}{f_R^{2+\theta}(x; P)(mh)^{\theta/2}} \int |K(u)|^{2+\theta} \eta(x + uh; P) f_R(x + uh; P) du \\ &= o_{\mathcal{P}}(1) \end{aligned}$$

because (i)  $mh \rightarrow \infty$ ,  $m/n = O(1)$ ; (ii)  $f_R(x; P) = O_{\mathcal{P}}(1)$  and  $f_R^{-1}(x; P) = O_{\mathcal{P}}(1)$ ; (iii)  $\eta(x; P) = O_{\mathcal{P}}(1)$ ; and (iv) Fact 2 on the kernel. Combining steps 1 and 2,

$$n^{-\theta/2} \sup_{P \in \mathcal{P}} \mathbb{E}_P \left| \frac{\psi_n(\mathbf{V}_i, P)}{\sqrt{\mathbb{V}_P(\psi_n(\mathbf{V}_i, P))}} \right|^{2+\theta} = o(1).$$

6. Assumption 2.1 - (2.7):  $\xi^2\left(\frac{m}{n}P_1 + \frac{n-m}{n}P_2\right) \rightarrow \xi^2(\gamma P_1 + (1-\gamma)P_2)$ .

Let  $\bar{P}_n = \frac{m}{n}P_1 + \frac{n-m}{n}P_2$  and  $\bar{P} = \gamma P_1 + (1-\gamma)P_2$ . We have that  $\xi^2(\bar{P}_n) = M_K v_{S|R}(x; \bar{P}_n) / f_R(x; \bar{P}_n)$ , so it suffices to show that  $v_{S|R}(x; \bar{P}_n) \rightarrow v_{S|R}(x; \bar{P})$  and  $f_R(x; \bar{P}_n) \rightarrow f_R(x; \bar{P})$ .

First, convergence of the PDF,

$$f_R(x; \bar{P}_n) = \frac{m}{n} f_{X_1}(x) + \frac{n-m}{n} f_{X_2}(x) \rightarrow \gamma f_{X_1}(x) + (1-\gamma) f_{X_2}(x) = f_R(x; \bar{P}).$$

Second, convergence of moments. For  $g(x) = x$  or  $g(x) = x^2$ ,

$$\begin{aligned} \mathbb{E}_{\bar{P}_n}[g(S)|R = x] &= \frac{m f_{X_1}(x)}{n f_R(x; \bar{P}_n)} \mathbb{E}[g(Y_1)|X_1 = x] + \frac{(n-m) f_{X_2}(x)}{n f_R(x; \bar{P}_n)} \mathbb{E}[g(Y_2)|X_2 = x] \\ &\rightarrow \frac{\gamma f_{X_1}(x)}{f_R(x; \bar{P})} \mathbb{E}[g(Y_1)|X_1 = x] + \frac{(1-\gamma) f_{X_2}(x)}{f_R(x; \bar{P})} \mathbb{E}[g(Y_2)|X_2 = x] \\ &= \mathbb{E}_{\bar{P}}[g(S)|R = x] \end{aligned}$$

which implies that  $v_{S|R}(x; \bar{P}_n) \rightarrow v_{S|R}(x; \bar{P})$ .

Therefore,  $\xi^2(\bar{P}_n) \rightarrow \xi^2(\bar{P})$ .

7. Assumption 2.2 :

We have that  $n_1$  is a deterministic sequence and  $(n_1/n - \lambda) \rightarrow 0$  by assumption. Assumption 2.1 has already been verified above for any sequence  $m_n$  such that  $(m/n - \lambda) \rightarrow 0$  or  $(m/n - (1 - \lambda)) \rightarrow 0$ .

□

## C.2 Proof of Proposition 3.2 - Controlled Quantiles

The goal of this proof is to use the assumptions listed in Proposition 3.2 to verify Assumptions 2.1 and 2.2. It adapts arguments from Pollard (1991) and Fan et al. (1994).

Let  $m_n$  be an arbitrary sequence of positive integers that grows with  $n$  such that  $m_n/n \rightarrow \gamma$ , for some  $\gamma \in (0, 1)$ . Let  $\mathbf{V} = (R, S)$ , draw  $\mathbf{V}_1, \dots, \mathbf{V}_m$  iid  $P \in \mathcal{P}$ . Define  $U = S - \theta(P)$ . The assumptions in Proposition 3.2 imply the following facts:

1. As  $m \rightarrow \infty$ ,  $h \rightarrow 0$ ,  $mh \rightarrow \infty$ ,  $\sqrt{m}hh^2 \rightarrow 0$ ;
2.  $\int K(u)u \, du = 0$ ,  $\int K^r(u)u^s g(u) \, du < \infty$  for  $1 \leq r < \infty$ ,  $0 \leq s \leq 3$ , and bounded function  $g(u)$ ;
3. The distribution of  $R$  has PDF  $f_R(r; P)$ , first and second derivatives wrt  $r$  denoted  $\nabla_r f_R(r; P)$  and  $\nabla_{r^2} f_R(r; P)$ , respectively;  $f_R(r; P)$ ,  $\nabla_r f_R(r; P)$ , and  $\nabla_{r^2} f_R(r; P)$  are bounded as functions of  $(r, P)$ ;  $f_R(r; P)$  is bounded away from zero as a function of  $(r, P)$ ;

To see this, note that  $f_R(r; P)$  is a convex combination of  $f_{X_1}(r)$  and  $f_{X_2}(r)$ , each bounded, with bounded derivatives, and bounded away from zero.

4. The conditional distribution of  $U$  given  $R$  has PDF  $f_{U|R}(u|r; P)$  that is a bounded function of  $(u, r, P)$ ,  $f_{U|R}(0|x; P)$  is bounded away from zero over  $P$ ,  $f_{U|R}(u|r; P)$  is differentiable as function of  $(u, r)$  and has bounded partial derivatives;

To see this, take  $P = \alpha P_1 + (1 - \alpha)P_2$  and note that,

$$f_{U|R}(u|r; P) = \frac{\alpha f_{X_1}(r)}{f_R(r; P)} f_{Y_1|X_1}(\theta(P) + u|r) + \frac{(1 - \alpha) f_{X_2}(r)}{f_R(r; P)} f_{Y_2|X_2}(\theta(P) + u|r).$$

The PDFs  $f_{Y_k|X_k}(y_k|x_k)$  are bounded functions of  $(x_k, y_k)$ . The weights  $\omega_1(r; P) \doteq \alpha \frac{f_{X_1}(r)}{f_R(r; P)}$  and  $\omega_2(r; P) \doteq (1 - \alpha) \frac{f_{X_2}(r)}{f_R(r; P)}$  are bounded functions of  $(r, P)$  because they are positive and sum to 1. The PDFs  $f_{Y_k|X_k}(y_k|x_k)$  are differentiable and so are the weights. The partial derivatives of  $f_{Y_k|X_k}(y_k|x_k)$  are bounded. The derivatives of the

weights wrt  $r$  also are bounded because the derivatives of the PDFs  $f_{X_k}(r)$  are bounded plus the fact that  $f_R(r; P)$  is bounded away from zero over  $(r, P)$ . Finally,  $f_{Y_k|X_k}(y_k|x)$  are bounded away from zero over  $y_k$ .

5. *The conditional distribution of  $U$  given  $R$  has CDF  $F_{U|R}(u|r; P)$  that is twice partially differentiable wrt  $r$  and has partial derivatives  $\nabla_r F_{U|R}(0|r; P)$  and  $\nabla_{r^2} F_{U|R}(0|r; P)$  that are bounded functions of  $(r, P)$ ;*

Again,

$$F_{U|R}(0|r; P) = \omega_1(r; P)F_{Y_1|X_1}(\theta(P)|r) + \omega_2(r; P)F_{Y_2|X_2}(\theta(P)|r).$$

We have that and  $F_{Y_k|X_k}(y_k|x_k)$  is twice partially differentiable wrt  $x_k$ . The weights  $\omega_k(r; P)$  are twice differentiable wrt  $r$  because  $f_{X_k}(x_k)$  are twice differentiable. The first and second partial derivatives of  $F_{Y_k|X_k}(y_k|x_k)$  wrt  $x_k$  are bounded functions of  $(x_k, y_k)$ . The first two derivatives of  $\omega_k(r; P)$  wrt  $r$  are bounded functions of  $(r, P)$  because the first two derivatives of  $f_{X_k}(x_k)$  wrt  $x_k$  are bounded and  $f_R(r; P)$  is bounded away from zero over  $(r, P)$ .

1. Assumption 2.1 - (2.2): asymptotic expansion.

The  $\tau$ th conditional quantile estimator is given by

$$\hat{\theta} = \arg \min_{\theta} \sum_{i=1}^m \rho_{\tau}(S_i - \theta) K \left( \frac{R_i - x}{h} \right),$$

where  $\rho_{\tau}(u) = (\tau - \mathbb{I}(u \leq 0))u$ . Define  $Z_m = \sqrt{mh} \left( \hat{\theta} - \theta(P) \right)$ . We want to study the asymptotic behavior of  $Z_m$ , where  $Z_m$  is the value that minimizes the objective function  $L_m(z)$ , i.e.,

$$\begin{aligned} Z_m &= \arg \min_z \underbrace{\sum_{i=1}^m \rho_{\tau} \left( S_i - \theta(P) - \frac{z}{\sqrt{mh}} \right) K \left( \frac{R_i - x}{h} \right)}_{\doteq L_m(z)} \\ &= \arg \min_z L_m(z) - L_m(0), \end{aligned}$$

since  $L_m(0)$  is not a function of  $z$  and hence does not affect the argmin.

Let  $Q_m(z) = L_m(z) - L_m(0)$  and  $U_i = S_i - \theta(P)$ . We have,

$$Q_m(z) = \sum_{i=1}^m \left( \rho_{\tau} \left( U_i - \frac{1}{\sqrt{mh}} z \right) - \rho_{\tau}(U_i) \right) K \left( \frac{R_i - x}{h} \right),$$

which is minimized by  $Z_m = \sqrt{mh}(\hat{\theta} - \theta(P))$ . Notice that since  $\rho_\tau(\cdot)$ s are convex functions of  $z$ , so is  $Q_m(z)$ , which is a sum of convex functions.

The derivation of the asymptotic linear representation is done in two parts. First, we approximate  $Q_m(z)$  by a quadratic function  $Q_m^*(z)$  whose minimizing value  $z = \eta_m$  has an asymptotic linear representation. Second, we show that  $Z_m = \sqrt{nh}(\hat{\theta} - \theta(P))$  converges to  $\eta_m$  in probability (and therefore they share the same asymptotic behavior).

Part I: approximating the objective function

Let  $D_i = -\tau\mathbb{I}(U_i \geq 0) + (1 - \tau)\mathbb{I}(U_i < 0) = \mathbb{I}(U_i < 0) - \tau$  and

$$V_i(z) \doteq \rho_\tau\left(U_i - \frac{1}{\sqrt{mh}}z\right) - \rho_\tau(U_i) - \frac{1}{\sqrt{mh}}zD_i.$$

We can rewrite  $Q_m(z)$  in terms of  $D_i$  and  $V_i(z)$  by adding and subtracting the conditional expectation of  $Q_m(z)$  as follows:

$$Q_m(z) = \mathbb{E}_P[Q_m(z)|\mathbf{R}_m] \tag{C.6}$$

$$+ \frac{1}{\sqrt{mh}} \sum_{i=1}^m z (D_i - \mathbb{E}_P[D_i|R_i]) K\left(\frac{R_i - x}{h}\right) \tag{C.7}$$

$$+ \sum_{i=1}^m (V_i(z) - \mathbb{E}_P[V_i(z)|R_i]) K\left(\frac{R_i - x}{h}\right), \tag{C.8}$$

where  $\mathbf{R}_m$  is the vector  $(R_1, \dots, R_m)$ . In what follows, we show that

(C.6) =  $\frac{1}{2}f_{U|R}(0|x;P)f_R(x;P)z^2 + o_P(1)$  and (C.8) =  $o_P(1)$ .

Regarding (C.6), define

$$M(t|r;P) \doteq \mathbb{E}_P[\rho_\tau(S - \theta(P) + t)|R = r] = \mathbb{E}_P[\rho_\tau(U + t)|R = r].$$

Notice that although the check function is not differentiable, the  $M$  function is differentiable.

$$\nabla_t M(t|r;P) = \tau(1 - F_{U|R}(-t|r;P)) - (1 - \tau)F_{U|R}(-t|r;P) = \tau - F_{U|R}(-t|r;P),$$

$$\nabla_{t^2} M(t|r;P) = -\nabla_t \{F_{U|R}(-t|r;P)\} = f_{U|R}(-t|r;P),$$

$$\nabla_{t^3} M(t|r;P) = -\nabla_u f_{U|R}(-t|r;P),$$

$$\nabla_{tr} M(t|r;P) = -\nabla_r F_{U|R}(-t|r;P),$$

and

$$\nabla_{tr^2} M(t|r;P) = -\nabla_{r^2} F_{U|R}(-t|r;P).$$

where use the Leibniz rule, the existence of the derivatives  $\nabla_u f_{U|R}(u|r;P)$ ,  $\nabla_r F_{U|R}(-t|r;P)$ ,

$\nabla_{r^2} F_{U|R}(-t|r; P)$ . We can write  $\mathbb{E}[Q_m(z)|\mathbf{R}_m]$  in terms of  $M$  as follows,

$$\begin{aligned} & \mathbb{E}_P[Q_m(z)|\mathbf{R}_m] \\ &= \sum_{i=1}^m \mathbb{E}_P \left[ \rho_\tau \left( U_i - \frac{1}{\sqrt{mh}} z \middle| R_i \right) - \rho_\tau \left( U_i \middle| R_i \right) \right] K \left( \frac{R_i - x}{h} \right) \\ &= \sum_{i=1}^m \left[ M \left( -\frac{z}{\sqrt{mh}} \middle| R_i; P \right) - M(0|R_i; P) \right] K \left( \frac{R_i - x}{h} \right) \end{aligned}$$

Taylor expand  $M$  as a function of  $t$  around 0,

$$\begin{aligned} & \mathbb{E}_P[Q_m(z)|\mathbf{R}_m] \\ &= \sum_{i=1}^m \left[ \nabla_t M(0|R_i; P) \frac{-z}{\sqrt{mh}} + \frac{1}{2} \nabla_{t^2} M(0|R_i; P) \frac{z^2}{mh} \right. \\ & \quad \left. - \frac{1}{6} \nabla_{t^3} M(q^*|R_i; P) \frac{z^3}{(mh)^{3/2}} \right] K \left( \frac{R_i - x}{h} \right) \\ &= \frac{-z}{\sqrt{mh}} \sum_{i=1}^m \nabla_t M(0|R_i; P) K \left( \frac{R_i - x}{h} \right) \end{aligned} \tag{C.9}$$

$$+ \frac{1}{2} \frac{z^2}{mh} \sum_{i=1}^m f_{U|R}(0|R_i; P) K \left( \frac{R_i - x}{h} \right) \tag{C.10}$$

$$+ \frac{z^3}{6\sqrt{mh}mh} \sum_{i=1}^m \nabla_u f_{U|R}(-q^*|R_i; P) K \left( \frac{R_i - x}{h} \right) \tag{C.11}$$

where  $q^*$  is a point between 0 and  $-z/\sqrt{mh}$ . The goal is to show that

(C.10) =  $\frac{1}{2} f_{U|R}(0|x; P) f_R(x; P) z^2 + o_P(1)$ , and that (C.9) and (C.11) are both  $o_P(1)$ .

Expectation of (C.9). We Taylor expand  $\nabla_t M(0|R_i; P)$  as a function of  $R_i$  around  $R_i = x$  and use the fact that  $\nabla_t M(0|x; P) = \tau - \mathbb{P}_P(S_i - \theta(P) \leq 0|R_i = x) = 0$ :

$$\begin{aligned} & \mathbb{E}_P \left[ \frac{-z}{\sqrt{mh}} \sum_{i=1}^m \nabla_t M(0|R_i; P) K \left( \frac{R_i - x}{h} \right) \right] \\ &= \mathbb{E}_P \left[ \frac{-z}{\sqrt{mh}} \sum_{i=1}^m \underbrace{\nabla_t M(0|x; P)}_{=0} K \left( \frac{R_i - x}{h} \right) \right] \\ &+ \mathbb{E}_P \left[ \frac{-z}{\sqrt{mh}} \sum_{i=1}^m \underbrace{\nabla_{tr} M(0|x; P)}_{=-\nabla_{\tau} F_{U|R}(0|x; P)} (R_i - x) K \left( \frac{R_i - x}{h} \right) \right] \end{aligned}$$

$$\begin{aligned}
& + \mathbb{E}_P \left[ \frac{-z}{\sqrt{mh}} \sum_{i=1}^m \underbrace{\frac{1}{2} \nabla_{tr^2} M(0|x^*; P)}_{= -\nabla_{r^2} F_{U|R}(0|x^*; P)} (R_i - x)^2 K\left(\frac{R_i - x}{h}\right) \right] \\
& = z\sqrt{mh} \int [\nabla_r F_{U|R}(0|x; P)uh + \nabla_{r^2} F_{U|R}(0|x^*; P)u^2h^2] K(u)f_R(x+uh; P)du \\
& = z\nabla_r F_{U|R}(0|x; P)\sqrt{mh}h \int uK(u)f_R(x+uh; P)du \\
& \quad + z\sqrt{mh}h^2 \int \nabla_{r^2} F_{U|R}(0|x^*; P)u^2K(u)f_R(x+uh; P) du \\
& = z\nabla_r F_{U|R}(0|x; P)\sqrt{mh}h \int uK(u) [f_R(x; P) + \nabla_r f_R(x^{**}; P)uh] du \\
& \quad + O_{\mathcal{P}}(\sqrt{mh}h^2) \\
& = z\nabla_r F_{U|R}(0|x; P) \left[ f_R(x; P)\sqrt{mh}h \underbrace{\int uK(u) du}_{=0} + \sqrt{mh}h^2 \int u^2K(u)\nabla_r f_R(x^{**}; P)du \right] \\
& \quad + O_{\mathcal{P}}(\sqrt{mh}h^2) \\
& = O_{\mathcal{P}}(\sqrt{mh}h^2) = o_{\mathcal{P}}(1)
\end{aligned}$$

where  $x^*$  is a point between  $R_i$  and  $x$ ,  $x^{**}$  is a point between  $x+uh$  and  $x$ ; we use the kernel properties,  $\nabla_r F_{U|R}(0|x; P)$  is a bounded function of  $P$ ,  $\nabla_{r^2} F_{U|R}(0|r; P)$  is a bounded function of  $(r, P)$ ,  $f_R(r; P)$  is a bounded function of  $(r, P)$ ,  $\nabla_r f_R(r; P)$  is a bounded function of  $(r, P)$ , and  $\sqrt{mh}h^2 \rightarrow 0$ .

Variance of (C.9).

$$\begin{aligned}
& \mathbb{V}_P \left[ \frac{-z}{\sqrt{mh}} \sum_{i=1}^m \nabla_t M(0|R_i; P) K\left(\frac{R_i - x}{h}\right) \right] \\
& = \frac{z^2}{h} \mathbb{V}_P \left[ \nabla_t M(0|R_i; P) K\left(\frac{R_i - x}{h}\right) \right] \\
& \leq \frac{z^2}{h} \mathbb{E}_P \left[ \{\nabla_t M(0|R_i; P)\}^2 K^2\left(\frac{R_i - x}{h}\right) \right] \\
& = z^2 h^2 \int \{\nabla_r F_{U|R}(0|x^*; P)\}^2 u^2 f_R(x+uh; P) K^2(u) du = o_{\mathcal{P}}(1).
\end{aligned}$$

Therefore, (C.9) =  $o_{\mathcal{P}}(1)$ .

Moreover, (C.11) =  $o_{\mathcal{P}}(1)$  because  $mh \rightarrow \infty$ ,  $\frac{1}{mh} \sum_{i=1}^m K\left(\frac{R_i - x}{h}\right) = O_{\mathcal{P}}(1)$ , and  $\nabla_u f_{U|R}(u|r; P)$  is a bounded function of  $(u, r, P)$ .

It remains to show that



$$(C.10) = \frac{1}{2} f_{U|R}(0|x; P) f_R(x; P) z^2 + o_{\mathcal{P}}(1).$$

Expectation of (C.10):

$$\begin{aligned} & \mathbb{E}_P \left[ \frac{1}{2} \frac{z^2}{mh} \sum_{i=1}^m f_{U|R}(0|R_i; P) K \left( \frac{R_i - x}{h} \right) \right] \\ &= \mathbb{E}_P \left[ \frac{1}{2} \frac{z^2}{h} \{ f_{U|R}(0|x; P) + \nabla_r f_{U|R}(0|x^*) (R_i - x) \} K \left( \frac{R_i - x}{h} \right) \right] \\ &= \frac{z^2}{2} \int \{ f_{U|R}(0|x; P) + \nabla_r f_{U|R}(0|x^*) u h \} K(u) f_R(x + u h; P) du \\ &= f_{U|R}(0|x; P) \frac{z^2}{2} \int K(u) \{ f_R(x; P) + \nabla_r f_R(x^*; P) u h \} du \\ &\quad + \frac{z^2}{2} h \int \nabla_r f_{U|R}(0|x^*; P) u K(u) f_R(x + u h; P) du \\ &= \frac{z^2}{2} f_{U|R}(0|x; P) f_R(x; P) + o_{\mathcal{P}}(1) \end{aligned}$$

where we use that  $f_R(r; P)$ ,  $\nabla_r f_R(r; P)$ ,  $f_{U|R}(0|x; P)$ ,  $\nabla_r f_{U|R}(0|x; P)$  are bounded over  $(r, P)$ .

Variance of (C.10):

$$\begin{aligned} & \mathbb{V}_P \left[ \frac{1}{2} \frac{z^2}{mh} \sum_{i=1}^m f_{U|R}(0|R_i; P) K \left( \frac{R_i - x}{h} \right) \right] \\ &= \frac{z^4}{4} \frac{1}{mh^2} \mathbb{V}_P \left[ f_{U|R}(0|R_i; P) K \left( \frac{R_i - x}{h} \right) \right] \\ &\leq \frac{z^4}{4} \frac{1}{mh^2} \mathbb{E}_P \left[ f_{U|R}^2(0|R_i; P) K^2 \left( \frac{R_i - x}{h} \right) \right] \\ &= \frac{z^4}{4} \frac{1}{mh} \int f_{U|R}^2(0|x + u h; P) K^2(u) f_R(x + u h; P) du = o_{\mathcal{P}}(1), \end{aligned}$$

because  $f_{U|R}(0|r; P)$  and  $f_R(r; P)$  are bounded functions of  $(r, P)$  and  $mh \rightarrow \infty$ .

Therefore, we have that  $(C.10) = \frac{1}{2} f_{U|R}(0|x; P) f_R(x; P) z^2 + o_{\mathcal{P}}(1)$ .

Regarding (C.8), we show that its expectation is zero and its variance converges to zero.

The expectation of (C.8) is zero because it equals the expectation of

$$\mathbb{E}_P \left[ \sum_{i=1}^n (V_i(z) - \mathbb{E}_P[V_i(z)|R_i]) K \left( \frac{R_i - x}{h} \right) \middle| \mathbf{R}_m \right] = 0.$$

Variance of (C.8):

$$\begin{aligned}
& \mathbb{V}_P \left[ \sum_{i=1}^m (V_i(z) - \mathbb{E}_P[V_i(z)|R_i]) K \left( \frac{R_i - x}{h} \right) \right] \\
&= \mathbb{V}_P \left[ \mathbb{E}_P \left[ \sum_{i=1}^m (V_i(z) - \mathbb{E}_P[V_i(z)|R_i]) K \left( \frac{R_i - x}{h} \right) \middle| \mathbf{R}_m \right] \right] \\
&\quad + \mathbb{E}_P \left[ \mathbb{V}_P \left[ \sum_{i=1}^m (V_i(z) - \mathbb{E}_P[V_i(z)|R_i]) K \left( \frac{R_i - x}{h} \right) \middle| \mathbf{R}_m \right] \right] \\
&\leq \sum_{i=1}^m \mathbb{E}_P \left[ K^2 \left( \frac{R_i - x}{h} \right) \mathbb{E}_P [V_i(z)^2 | R_i] \right] \\
&= \sum_{i=1}^m \mathbb{E}_P \left[ K^2 \left( \frac{R_i - x}{h} \right) V_i(z)^2 \right] \\
&\leq 4z^2 \int K^2(u) f_R(x + uh; P) \left\{ F_{U|R} \left( \left| \frac{z}{\sqrt{mh}} \right| \middle| x + uh; P \right) \right. \\
&\quad \left. - F_{U|R} \left( - \left| \frac{z}{\sqrt{mh}} \right| \middle| x + uh; P \right) \right\} du \\
&= \frac{8z^3}{\sqrt{mh}} \int K^2(u) f_R(x + uh; P) \nabla_u F_{U|R} \left( u^* \middle| x + uh; P \right) du \\
&= o_{\mathcal{P}}(1).
\end{aligned}$$

where we use that  $f_R$  and  $\nabla_u F_{U|R}$  are bounded over  $(u, r, P)$  and

$$\begin{aligned}
|V_i(z)| &= \left| \left( \rho_\tau \left( U_i - z/\sqrt{mh} \right) - \rho_\tau(U_i) - D_i z/\sqrt{mh} \right) \right| \\
&\leq 2 \left| z/\sqrt{mh} \right| \mathbb{I} \left( |U_i| \leq \left| \frac{z}{\sqrt{mh}} \right| \right).
\end{aligned}$$

Combining what we found for (C.6)-(C.8), we now have, for fixed  $z$ :

$$Q_m(z) = \underbrace{\frac{1}{2} f_{U|R}(0|x; P) f_R(x; P) z^2 + \frac{1}{\sqrt{mh}} \sum_{i=1}^m z (D_i - \mathbb{E}_P[D_i|R_i]) K \left( \frac{R_i - x}{h} \right)}_{\doteq Q_m^*(z)} + r_m(z),$$

where  $Q_m^*(z)$  is the probability limit of (C.6) plus (C.7), and  $r_m(z)$  is the difference between (C.6) and its probability limit plus (C.8). Thus, we know that  $r_m(z) = o_{\mathcal{P}}(1)$  for fixed  $z$ .

Rewrite  $Q_m^*(z)$  as follows.

$$\begin{aligned}
Q_m^*(z) &= \frac{1}{2} f_{U|R}(0|x; P) f_R(x; P) z^2 + z \underbrace{\frac{1}{\sqrt{mh}} \sum_{i=1}^m (D_i - \mathbb{E}_P[D_i|R_i]) K\left(\frac{R_i - x}{h}\right)}_{\doteq M_m} \\
&= \frac{1}{2} f_{U|R}(0|x; P) f_R(x; P) z^2 + z M_m \\
&= \frac{1}{2} f_{U|R}(0|x; P) f_R(x; P) \left( z + \underbrace{\frac{1}{f_{U|R}(0|x; P) f_R(x; P)} M_m}_{\doteq -\eta_m} \right)^2 \\
&\quad - \frac{1}{2 f_{U|R}(0|x; P) f_R(x; P)} M_m^2 \\
&= \frac{1}{2} f_{U|R}(0|x; P) f_R(x; P) (z - \eta_m)^2 - \frac{1}{2} f_{U|R}(0|x; P) f_R(x; P) \eta_m^2, \tag{C.12}
\end{aligned}$$

which is minimized at

$$\begin{aligned}
\eta_m &= -\frac{1}{f_{U|R}(0|x; P) f_R(x; P)} M_m \\
&= -\frac{1}{f_{U|R}(0|x; P) f_R(x; P)} \frac{1}{\sqrt{mh}} \sum_{i=1}^m (D_i - \mathbb{E}_P[D_i|R_i]) K\left(\frac{R_i - x}{h}\right).
\end{aligned}$$

We have already shown above that  $r_m(z) = o_{\mathcal{P}}(1)$  for fixed  $z$ . Now, we show that the convergence is also uniform over  $z$  in a compact set  $\mathcal{K} \subset \mathbb{R}$ . To this end, consider

$\Lambda_m(z) \doteq Q_m(z) - \frac{1}{\sqrt{mh}} \sum_{i=1}^m z (D_i - \mathbb{E}_P[D_i|R_i]) K\left(\frac{R_i - x}{h}\right)$ ,  
 $\Lambda(z) \doteq \frac{1}{2} f_{U|R}(0|x; P) f_R(x; P) z^2$ , and note that  $\Lambda_m(z)$  is a convex function of  $z$ . By the convexity lemma (Pollard (1991), page 187),  $\sup_{z \in \mathcal{K}} |\Lambda_m(z) - \Lambda(z)| = o_{\mathcal{P}}(1)$ . Since  $r_m(z) = Q_m(z) - Q_m^*(z) = \Lambda_m(z) - \Lambda(z)$ , we have that, for any compact subset  $\mathcal{K} \subset \mathbb{R}$ ,  $\sup_{z \in \mathcal{K}} |r_m(z)| = o_{\mathcal{P}}(1)$ .

Part II:  $Z_m - \eta_m = o_{\mathcal{P}}(1)$ .

We want to show that for each  $\epsilon > 0$ ,

$$\inf_{P \in \mathcal{P}} \mathbb{P}_P(|Z_m - \eta_m| \leq \epsilon) \rightarrow 1.$$

Consider the closed interval  $B(m)$  with center  $\eta_m$  and radius  $\epsilon$ . Since  $\eta_m$  converges in distribution, it is stochastically bounded. The compact set  $\mathcal{K}$  can be chosen to contain  $B(m)$  with probability arbitrarily close to one, thereby implying  $\sup_{z \in B(m)} |r_m(z)| = o_{\mathcal{P}}(1)$ .

For a value outside of the interval  $B(m)$ , suppose  $z = \eta_m + \delta$  with  $\delta > \epsilon$ . For the boundary point  $z^* = \eta_m + \epsilon$ , the convexity of  $Q_m$  and (C.12) imply

$$\begin{aligned}
\frac{\epsilon}{\delta} Q_m(z) + \left(1 - \frac{\epsilon}{\delta}\right) Q_m(\eta_m) &\geq Q_m\left(\frac{\epsilon}{\delta} z + \left(1 - \frac{\epsilon}{\delta}\right) \eta_m\right) = Q_m(z^*) \\
&\geq \frac{f_{U|R}(0|x; P) f_R(x; P)}{2} (z^* - \eta_m)^2 - \frac{f_{U|R}(0|r; P) f_R(x; P)}{2} \eta_m^2 - \sup_{z \in B(m)} |r_m(z)| \\
&\geq \frac{f_{U|R}(0|x; P) f_R(x; P)}{2} \epsilon^2 + Q_m(\eta_m) - 2 \sup_{z \in B(m)} |r_m(z)|. \\
Q_m(z) &\geq Q_m(\eta_m) + \left(\frac{\delta}{\epsilon}\right) \left[ \frac{f_{U|R}(0|x; P) f_R(x; P)}{2} \epsilon^2 - 2 \sup_{z \in B(m)} |r_m(z)| \right].
\end{aligned}$$

An analogous argument holds for  $z = \eta_m - \delta$ . Define the event  $A_m$  as

$$A_m : 2 \sup_{z \in B(m)} |r_m(z)| < \frac{f_{U|R}(0|x; P) f_R(x; P)}{4} \epsilon^2.$$

We have that  $\inf_{P \in \mathcal{P}} \mathbb{P}_P[A_m] \rightarrow 1$  because

$\sup_{P \in \mathcal{P}} \mathbb{P}_P \left[ \sup_{z \in B(m)} |r_m(z)| > f_{U|R}(0|x; P) f_R(x; P) \epsilon^2 / 4 \right] \rightarrow 0$ . Conditional on  $A_m$ ,

$$Q_m(z) \geq Q_m(\eta_m) + \frac{f_{U|R}(0|x; P) f_R(x; P)}{4} \epsilon^2, \text{ for any } z : |z - \eta_m| > \epsilon, \quad (\text{C.13})$$

happens with probability one. The event in (C.13) also implies that  $|Z_m - \eta_m| \leq \epsilon$ . Thus,

$$\begin{aligned}
&\mathbb{P}_P[|Z_m - \eta_m| \leq \epsilon] \\
&\geq \mathbb{P}_P \left[ \inf_{z: |z - \eta_m| > \epsilon} Q_m(z) \geq Q_m(\eta_m) + \frac{f_{U|R}(0|x; P) f_R(x; P)}{4} \epsilon^2 \right] \geq \mathbb{P}_P[A_m], \text{ so that,} \\
&\inf_{P \in \mathcal{P}} \mathbb{P}_P[|Z_m - \eta_m| \leq \epsilon] \geq \inf_{P \in \mathcal{P}} \mathbb{P}_P[A_m] = 1.
\end{aligned}$$

Therefore, we have the asymptotic linear representation of the estimator as follows:

$$\begin{aligned}
&\sqrt{mh} \left( \hat{\theta} - \theta(P) \right) \\
&= \frac{1}{\sqrt{mh}} \sum_{i=1}^m \frac{1}{f_{U|R}(0|x; P) f_R(x; P)} K \left( \frac{R_i - x}{h} \right) (D_i - \mathbb{E}_P[D_i | R_i]) + o_{\mathcal{P}}(1) \\
&= \frac{1}{\sqrt{m}} \sum_{i=1}^m \psi_n(\mathbf{V}_i, P) + o_{\mathcal{P}}(1)
\end{aligned}$$

where  $D_i - \mathbb{E}_P[D_i | R_i] = \mathbb{I}\{S_i < \theta(P)\} - F_{S|R}(\theta(P) | R_i; P)$  and the influence function is given

by

$$\begin{aligned}
& \psi_n(\mathbf{V}_i, P) \\
& \doteq \frac{1}{f_{U|R}(0|x; P)f_R(x; P)\sqrt{h}} K\left(\frac{R_i - x}{h}\right) (D_i - \mathbb{E}_P[D_i|R_i]) \\
& = \frac{1}{f_{U|R}(0|x; P)f_R(x; P)\sqrt{h}} K\left(\frac{R_i - x}{h}\right) (\mathbb{I}\{S_i < \theta(P)\} - F_{S|R}(\theta(P)|R_i; P)).
\end{aligned}$$

2. Assumption 2.1 - (2.3): zero mean of influence function.

$$\mathbb{E}_P[\psi_n(\mathbf{V}_i, P)] = 0 \quad \forall P \text{ by construction.}$$

3. Assumption 2.1 - (2.4): variance of influence function.

Define

$$\begin{aligned}
\xi^2(P) & \doteq \frac{1}{f_{U|R}^2(0|x; P)f_R(x; P)} M_K \mathbb{V}_P[D_i|R_i = x] \\
& = \frac{1}{f_{U|R}^2(0|x; P)f_R(x; P)} M_K F_{S|R}(\theta(P)|x; P)(1 - F_{S|R}(\theta(P)|x; P)) \\
& = \frac{\tau(1 - \tau)}{f_{U|R}^2(0|x; P)f_R(x; P)} M_K,
\end{aligned}$$

where  $M_K = \int_{-\infty}^{\infty} K^2(u) du$ .

$$\begin{aligned}
& \mathbb{V}_P \left( \frac{1}{f_{U|R}(0|x; P)f_R(x; P)\sqrt{h}} K\left(\frac{R_i - x}{h}\right) (D_i - \mathbb{E}_P[D_i|R_i]) \right) - \xi^2(P) \\
& = \frac{1}{f_{U|R}^2(0|x; P)f_R^2(x; P)} \int K^2(u) \left\{ \mathbb{V}_P[D_i|R_i = x + uh]f_R(x + uh; P) \right. \\
& \quad \left. - \underbrace{\mathbb{V}_P[D_i|R_i = x]f_R(x; P)}_{\doteq g(x; P)} \right\} du \\
& = \frac{h}{f_{U|R}^2(0|x; P)f_R^2(x; P)} \int K^2(u) \nabla_x g(x_{uh}^*; P) u du = o_P(1).
\end{aligned}$$

where  $x_{uh}^*$  is a point between  $x + uh$  and  $x$ , and  $\nabla_x g(x; P)$  denotes the derivative of  $g$  wrt  $x$ . The expression above is  $o_P(1)$  because  $h \rightarrow 0$ , the derivative  $\nabla_x g(x; P)$  is a bounded function of  $(x, P)$ , and  $f_R(x; P)$  and  $f_{U|R}(0|x; P)$  are bounded away from zero over  $P$ . The derivative  $\nabla_x g(x; P)$  is bounded because  $f_R(r; P)$ ,  $\nabla_r f_R(r; P)$ ,  $\mathbb{V}_P[D_i|R_i = r] = F_{U|R}(0|r; P)(1 - F_{U|R}(0|r; P))$  and  $\nabla_r \{F_{U|R}(0|r; P)(1 - F_{U|R}(0|r; P))\}$  are bounded functions of  $(r, P)$ .

Therefore,

$$\sup_{P \in \mathcal{P}} |\mathbb{V}_P[\psi_n(\mathbf{V}_i, P)] - \xi^2(P)| \rightarrow 0.$$

4. Assumption 2.1 - (2.5):  $\sup_P \mathbb{E}[\psi_n^2(\mathbf{Z}_k, P)] < \infty$ .

For  $\mathbf{Z}_k = (X_k, Y_k) \sim P_k$ ,  $k = 1, 2$ , define  $D_k = \mathbb{I}(Y_k - \theta(P_k) < 0) - \tau$ ,  $m_{D_k|X_k}(x_k) = \mathbb{E}[D_k|X_k = x_k]$ , and  $v_{D_k|X_k}(x_k) = \mathbb{V}[D_k|X_k = x_k]$ . For  $\mathbf{V} = (R, S) \sim P \in \mathcal{P}$ ,  $D = \mathbb{I}(S - \theta(P) < 0) - \tau$  and  $m_{D|R}(r; P) = \mathbb{E}_P[D|R = r]$ .

We have,

$$\begin{aligned} \psi_n(\mathbf{Z}_k, P) &= \frac{1}{f_{U|R}(0|x; P)f_R(x; P)\sqrt{h}} K\left(\frac{X_k - x}{h}\right) (D_k - m_{D|R}(X_k; P)) \\ \mathbb{E}[\psi_n^2(\mathbf{Z}_k, P)] &= \frac{1}{f_{U|R}^2(0|x; P)f_R^2(x; P)} \\ &\quad \int K^2(u) \left[ v_{P_k}(x + uh) + (m_{D_k|X_k}(x + uh) - m_{D|R}(x + uh; P))^2 \right] \\ &\quad f_{X_k}(x + uh) du \\ &= O_{\mathcal{P}}(1), \end{aligned}$$

because  $v_{D_k|X_k}(r) = F_{Y_k|X_k}(\theta(P_k)|r)(1 - F_{Y_k|X_k}(\theta(P_k)|r))$ ,  $m_{D_k|X_k}(r) = F_{D_k|X_k}(\theta(P_k)|r) - \tau$ ,  $m_{D|R}(r; P) = F_{S|R}(\theta(P)|r) - \tau$ , and  $f_{X_k}(r)$  are bounded over  $(r, P)$ ; and  $f_R(x; P)$  and  $f_{U|R}(0|x; P)$  are bounded away from zero over  $P$ .

5. Assumption 2.1 - (2.6):  $(2 + \theta)$ -th moment condition.

We verify it in two steps.

First,  $\mathbb{V}_P(\psi_n(\mathbf{Z}_i, P)) - \xi^2(P) = o_{\mathcal{P}}(1)$  and  $\xi^2(P)$  is bounded away from zero, uniformly over  $\mathcal{P}$ . Thus,  $\mathbb{V}_P^{-1}(\psi_n(\mathbf{Z}_i, P)) = O_{\mathcal{P}}(1)$ .

Second, for any  $\theta > 0$ , call  $\eta(r; P) = \mathbb{E}_P[|D_i - \mathbb{E}_P[D_i|R_i]|^{2+\theta}|R_i = r]$  and note that  $|\eta(r; P)| \leq 2$ .

$$\begin{aligned} &n^{-\theta/2} \mathbb{E}_P |\psi_n(\mathbf{V}_i, P)|^{2+\theta} \\ &= \frac{(m/n)^{\theta/2}}{f_{U|R}^{2+\theta}(0|x; P)f_R^{2+\theta}(x; P)(mh)^{\theta/2}} \int |K(u)|^{2+\theta} \eta(x + uh; P) f_R(x + uh; P) du \\ &= o_{\mathcal{P}}(1) \end{aligned}$$

Combining steps 1 and 2,

$$n^{-\theta/2} \sup_{P \in \mathcal{P}} \mathbb{E}_P \left| \frac{\psi_n(\mathbf{V}_i, P)}{\sqrt{\mathbb{V}_P(\psi_n(\mathbf{V}_i, P))}} \right|^{2+\theta} = o(1).$$

6. Assumption 2.1 - (2.7):  $\xi^2 \left( \frac{m}{n} P_1 + \frac{n-m}{n} P_2 \right) \rightarrow \xi^2 (\gamma P_1 + (1-\gamma) P_2)$ .

Let  $\bar{P}_n = \frac{m}{n} P_1 + \frac{n-m}{n} P_2$  and  $\bar{P} = \gamma P_1 + (1-\gamma) P_2$ . Consider the expression for  $\xi^2(P)$  given above. It suffices to show that  $f_R(x; \bar{P}_n) \rightarrow f_R(x; \bar{P})$  and  $f_{U|R}(0|x; \bar{P}_n) \rightarrow f_{U|R}(0|x; \bar{P})$ . The first is straightforward (see Section C.1). For the second, let  $U_k = Y_k - \theta(P_k)$  and note that

$$\begin{aligned} f_{U|R}(0|x; \bar{P}_n) &= \frac{m}{n} \frac{f_{X_1}(x)}{f_R(x; \bar{P}_n)} f_{U_1|X_1}(0|x) + \frac{n-m}{n} \frac{f_{X_2}(x)}{f_R(x; \bar{P}_n)} f_{U_2|X_2}(0|x) \\ &\rightarrow \gamma \frac{f_{X_1}(x)}{f_R(x; \bar{P})} f_{U_1|X_1}(0|x) + (1-\gamma) \frac{f_{X_2}(x)}{f_R(x; \bar{P})} f_{U_2|X_2}(0|x) \\ &= f_{U|R}(0|x; \bar{P}). \end{aligned}$$

7. Assumption 2.2 :  $n_1/n - \lambda \xrightarrow{P} 0$

In this case,  $n_1$  is deterministic and  $(n_1/n - \lambda) \rightarrow 0$ . Assumption 2.1 has already been verified above for any  $m$  such that  $(m/n - \lambda) \rightarrow 0$  or  $(m/n - (1-\lambda)) \rightarrow 0$ .

□

### C.3 Proof of Proposition 3.3 - Discontinuity of Conditional Mean

The goal of this proof is to use the assumptions listed in Proposition 3.3 to verify Assumptions 2.1 and 2.2. It follows the general lines of the proof of Proposition 3.1, so the reader may refer to Section C.1 for the redundant details that we omit here.

Let  $m_n$  be an arbitrary sequence of positive integers that grows with  $n$  such that  $m_n/n \rightarrow \gamma$ , for some  $\gamma \in (0, 1)$ . Let  $\mathbf{V} = (R, S)$ , draw  $\mathbf{V}_1, \dots, \mathbf{V}_m$  iid  $P \in \mathcal{P}$ , where  $P_1$  is the distribution of  $(X, Y)$  conditional on  $X \geq 0$ , and  $P_2$  is the distribution of  $(X, Y)$  conditional on  $X < 0$ . The assumptions in Proposition 3.3 imply the following facts:

1. As  $m \rightarrow \infty$ ,  $h \rightarrow 0$ ,  $mh \rightarrow \infty$ ,  $\sqrt{m}hh \rightarrow 0$ ;
2. The distribution of  $R$  has PDF  $f_R(r; P)$  and first derivative wrt  $r$  denoted  $\nabla_r f_R(r; P)$ ;  $f_R(r; P)$  and  $\nabla_r f_R(r; P)$  are bounded as functions of  $(r, P)$ ;  $f_R(r; P)$  is bounded away from zero as a function of  $(r, P)$ ;

3.  $m_{S|R}(r; P) = \mathbb{E}_P[S|R = r]$  has first derivative wrt  $r$  denoted  $\nabla_r m_{S|R}(r; P)$ ;  $m_{S|R}$  and  $\nabla_r m_{S|R}$  are bounded as functions of  $(r, P)$ ;
4.  $v_{S|R}(r; P) = \mathbb{V}_P[S|R = r]$  has first derivative wrt  $r$  denoted  $\nabla_r v_{S|R}(r; P)$ ;  $v_{S|R}$ ,  $\nabla_r v_{S|R}$  are both bounded as functions of  $(r, P)$ ;  $v_{S|R}(0^+; P)$  is bounded away from zero as a function of  $P$ ;
5.  $\eta(r; P) \doteq \mathbb{E}_P[|S - m_{S|R}(R; P)|^{2+\theta}|R = r]$  is a bounded function of  $(r, P)$ .

We re-write  $\sqrt{mh} \left( \hat{\theta} - \theta(P) \right)$  to find the asymptotic linear representation.

$$\sqrt{mh} \left( \hat{\theta} - \theta(P) \right) = \left( \frac{1}{\sqrt{mh}} \sum_{i=1}^m K \left( \frac{R_i}{h} \right) (S_i - m_{S|R}(R_i; P)) \right) (f_R(0^+; P)/2)^{-1} \quad (\text{C.14})$$

$$+ \left( \frac{1}{\sqrt{mh}} \sum_{i=1}^m K \left( \frac{R_i}{h} \right) (S_i - m_{S|R}(R_i; P)) \right) \left[ \left( \frac{1}{mh} \sum_{i=1}^m K \left( \frac{R_i}{h} \right) \right)^{-1} - (f_R(0^+; P)/2)^{-1} \right] \quad (\text{C.15})$$

$$+ \left( \frac{1}{\sqrt{mh}} \sum_{i=1}^m K \left( \frac{R_i}{h} \right) (m_{S|R}(R_i; P) - m_{S|R}(0^+; P)) \right) \left( \frac{1}{mh} \sum_{i=1}^m K \left( \frac{R_i}{h} \right) \right)^{-1} \quad (\text{C.16})$$

1. Assumption 2.1 - (2.2): asymptotic expansion.

Equation C.14 above gives the influence function  $\psi_n$ .

$$\frac{1}{\sqrt{m}} \sum_{i=1}^m K \left( \frac{R_i}{h} \right) (S_i - m_{S|R}(R_i; P)) h^{-1/2} (f_R(0^+; P)/2)^{-1} = \frac{1}{\sqrt{m}} \sum_{i=1}^m \underbrace{\psi_n(\mathbf{V}_i, P)}_{\doteq \psi_n(\mathbf{V}_i, P)}.$$

We need to show that Equations C.15 and C.16 converge in probability to zero uniformly over  $\mathcal{P}$ .

*Equation C.15:* is  $o_P(1)$ . We show this in 3 steps. First,

$$\mathbb{V}_P \left( \frac{1}{\sqrt{mh}} \sum_{i=1}^m K \left( \frac{R_i}{h} \right) (S_i - m_{S|R}(R_i; P)) \right)$$



$$= \int_0^\infty K^2(u) v_{S|R}(uh; P) f_R(uh; P) du = O_{\mathcal{P}}(1).$$

The expected value of the expression inside the variance above is zero, so we have that

$$\frac{1}{\sqrt{mh}} \sum_{i=1}^m K\left(\frac{R_i}{h}\right) (S_i - m_{S|R}(R_i; P)) = O_{\mathcal{P}}(1).$$

Second,

$$\begin{aligned} \mathbb{E}_P \left[ \frac{1}{mh} \sum_{i=1}^m K\left(\frac{R_i}{h}\right) \right] - f_R(0^+; P)/2 &= h \int_0^\infty K(u) \nabla_r f_R(x_{uh}^*; P) u du = o_{\mathcal{P}}(1) \\ \mathbb{V}_P \left[ \frac{1}{mh} \sum_{i=1}^m K\left(\frac{R_i}{h}\right) \right] &\leq \frac{1}{mh} \int K^2(u) f_R(uh; P) du = o_{\mathcal{P}}(1). \end{aligned}$$

Therefore,

$$\frac{1}{mh} \sum_{i=1}^m K\left(\frac{R_i}{h}\right) - f_R(0^+; P)/2 = o_{\mathcal{P}}(1) \tag{C.17}$$

$$\left( \frac{1}{mh} \sum_{i=1}^m K\left(\frac{R_i}{h}\right) \right)^{-1} - (f_R(0^+; P)/2)^{-1} = o_{\mathcal{P}}(1). \tag{C.18}$$

Third, combining steps 1 and 2 gives

$$\begin{aligned} &\left( \frac{1}{\sqrt{mh}} \sum_{i=1}^m K\left(\frac{R_i}{h}\right) (S_i - m_{S|R}(R_i; P)) \right) \\ &\quad \left[ \left( \frac{1}{mh} \sum_{i=1}^m K\left(\frac{R_i}{h}\right) \right)^{-1} - (f_R(0^+; P)/2)^{-1} \right] = O_{\mathcal{P}}(1) o_{\mathcal{P}}(1) = o_{\mathcal{P}}(1). \end{aligned}$$

*Equation C.16:* is  $o_{\mathcal{P}}(1)$ . We show this in 3 steps. First,  $(\frac{1}{mh} \sum_{i=1}^m K(\frac{R_i}{h}))^{-1} = O_{\mathcal{P}}(1)$ .

Second,

$$\begin{aligned} &\mathbb{E}_P \left[ \frac{1}{\sqrt{mh}} \sum_{i=1}^m K\left(\frac{R_i}{h}\right) (m_{S|R}(R_i; P) - m_{S|R}(0^+; P)) \right] \\ &= \sqrt{mh} \int_0^\infty K(u) [m_{S|R}(uh; P) - m_{S|R}(0^+; P)] f_R(uh; P) du \\ &= \sqrt{mh} \int_0^\infty K(u) [\nabla_r m_{S|R}(x_{uh}^*; P) u] [f_R(0^+; P) + \nabla_r f_R(x_{uh}^*; P) u] du \end{aligned}$$

$$\begin{aligned}
&= \sqrt{mh} O_{\mathcal{P}}(1) = o_{\mathcal{P}}(1). \\
&\mathbb{V}_P \left[ \frac{1}{\sqrt{mh}} \sum_{i=1}^m K \left( \frac{R_i}{h} \right) (m_{S|R}(R_i; P) - m_{S|R}(0^+; P)) \right] \\
&= h^2 \int_0^\infty K^2(u) [\nabla_r m_{S|R}(x_{uh}^*; P)]^2 u^2 f_R(uh; P) du = h^2 O_{\mathcal{P}}(1) = o_{\mathcal{P}}(1).
\end{aligned}$$

This gives,

$$\frac{1}{\sqrt{mh}} \sum_{i=1}^m K \left( \frac{R_i}{h} \right) (m_{S|R}(R_i; P) - m_{S|R}(0^+; P)) = o_{\mathcal{P}}(1).$$

Third, combine the first and second steps:

$$\begin{aligned}
&\left( \frac{1}{\sqrt{mh}} \sum_{i=1}^m K \left( \frac{R_i}{h} \right) (m_{S|R}(R_i; P) - m_{S|R}(0^+; P)) \right) \\
&\quad \left( \frac{1}{mh} \sum_{i=1}^m K \left( \frac{R_i}{h} \right) \right)^{-1} = o_{\mathcal{P}}(1) O_{\mathcal{P}}(1) = o_{\mathcal{P}}(1).
\end{aligned}$$

2. Assumption 2.1 - (2.3): zero mean of influence function.

$$\mathbb{E}_P[\psi_n(\mathbf{V}_i, P)] = 0 \quad \forall P \text{ by construction.}$$

3. Assumption 2.1 - (2.4): variance of influence function.

Call  $\xi^2(P) = 4M_K v_{S|R}(0^+; P)/f_R(0^+; P)$ , where  $M_K = \int_0^\infty K^2(u) du$ .

$$\begin{aligned}
&\mathbb{V}_P \left( \frac{2}{f_R(0^+; P)\sqrt{h}} K \left( \frac{R_i}{h} \right) (S_i - m_{S|R}(R_i; P)) \right) - \xi^2(P) \\
&= \frac{4}{f_R^2(0^+; P)} \int_0^\infty K^2(u) \left\{ v_{S|R}(uh; P) f_R(uh; P) - \underbrace{v_{S|R}(0^+; P) f_R(0^+; P)}_{\doteq g(0^+; P)} \right\} du \\
&= \frac{4h}{f_R^2(0^+; P)} \int_0^\infty K^2(u) \nabla_x g(x_{uh}^*; P) u du = o_{\mathcal{P}}(1).
\end{aligned}$$

Therefore,

$$\sup_{P \in \mathcal{P}} |\mathbb{V}_P[\psi_n(\mathbf{V}_i, P)] - \xi^2(P)| \rightarrow 0.$$

4. Assumption 2.1 - (2.5):  $\sup_P \mathbb{E}[\psi_n^2(\mathbf{Z}_{k,i}, P)] < \infty$ .

We have,

$$\begin{aligned}
\psi_n^2(\mathbf{Z}_k, P) &= \frac{4K^2 \left(\frac{X_k}{h}\right)}{hf_R^2(0^+; P)} \left[ (Y_k - m_{Y_k|X_k}(X_k)) + (m_{Y_k|X_k}(X_k) - m_{S|R}(X_k; P)) \right]^2 \\
\mathbb{E} [\psi_n^2(\mathbf{Z}_k, P)] &= \frac{4}{f_R^2(0^+; P)} \int_0^\infty K^2(u) \left[ v_{Y_k|X_k}(uh) + (m_{Y_k|X_k}(uh) - m_{S|R}(uh; P))^2 \right] f_{X_k}(uh) du \\
&= O_{\mathcal{P}}(1).
\end{aligned}$$

5. Assumption 2.1 - (2.6):  $(2 + \theta)$ -th moment condition.

First,  $\mathbb{V}_P^{-1}(\psi_n(\mathbf{V}_i, P)) = O_{\mathcal{P}}(1)$ .

Second,  $n^{-\theta/2} \mathbb{E}_P |\psi_n(\mathbf{V}_i, P)|^{2+\theta} = o_{\mathcal{P}}(1)$  because  $\eta(r; P) = O_{\mathcal{P}}(1)$ .

Therefore,

$$n^{-\theta/2} \sup_{P \in \mathcal{P}} \mathbb{E}_P \left| \frac{\psi_n(\mathbf{V}_i, P)}{\sqrt{\mathbb{V}_P(\psi_n(\mathbf{V}_i, P))}} \right|^{2+\theta} = o(1).$$

6. Assumption 2.1 - (2.7):  $\xi^2 \left( \frac{m}{n} P_1 + \frac{n-m}{n} P_2 \right) \rightarrow \xi^2(\gamma P_1 + (1 - \gamma) P_2)$ .

Let  $\bar{P}_n = \frac{m}{n} P_1 + \frac{n-m}{n} P_2$  and  $\bar{P} = \gamma P_1 + (1 - \gamma) P_2$ . We have that

$\xi^2(\bar{P}_n) = M_K v_{S|R}(0^+; \bar{P}_n) / f_R(0^+; \bar{P}_n)$ ,  $v_{S|R}(0^+; \bar{P}_n) \rightarrow v_{S|R}(0^+; \bar{P})$  and  $f_R(0^+; \bar{P}_n) \rightarrow f_R(0^+; \bar{P})$  as in Section C.1. Therefore,  $\xi^2(\bar{P}_n) \rightarrow \xi^2(\bar{P})$ .

7. Assumption 2.2:  $(n_1/n - \lambda) \xrightarrow{P} 0$ .

In this setting,  $n_1/n = \sum_i \mathbb{I}\{X_i \geq 0\}/n$  and  $(n_1/n - \lambda) \xrightarrow{P} 0$  holds.

Assumption 2.1 was already verified above for any  $m$  such that  $(m/n - \lambda) \rightarrow 0$  or  $[m/n - (1 - \lambda)] \rightarrow 0$ .

□

## C.4 Proof of Proposition C.4 - Discontinuity of Density

The goal of this proof is to use the assumptions listed in Proposition 3.4 to verify Assumptions 2.1 and 2.2. It follows the general lines of the proof of Proposition 3.1, so the reader may refer to Section C.1 for the redundant details that we omit here.

Let  $m_n$  be an arbitrary sequence of positive integers that grows with  $n$  such that  $m_n/n \rightarrow \gamma$ , for some  $\gamma \in (0, 1)$ . Let  $\mathbf{V} = R$ , draw  $\mathbf{V}_1, \dots, \mathbf{V}_{m_n}$  iid  $P \in \mathcal{P}$ , where  $P_1$  is the distribution

of  $X$  and  $P_2$  is the distribution of  $-X$ . The assumptions in Proposition 3.4 imply the following facts:

1. As  $m \rightarrow \infty$ ,  $h \rightarrow 0$ ,  $mh \rightarrow \infty$ , and  $\sqrt{mh}h \rightarrow 0$ ;
2. The distribution of  $R$  has PDF  $f_R(r; P)$  that is differentiable wrt  $r$  except at  $r = 0$ ;  $f_R(r; P)$  and the derivative  $\nabla_r f_R(r; P)$  are bounded as functions of  $(r, P)$ ;  $f_R(0^+; P)$  and  $f_R(0^-; P)$  are bounded away from zero as functions of  $P$ ;

We re-write  $\sqrt{mh}(\hat{\theta} - \theta(P))$  to find the asymptotic linear representation.

$$\begin{aligned} & \sqrt{mh}(\hat{\theta} - \theta(P)) \\ &= \frac{1}{\sqrt{mh}} \sum_{i=1}^m \left\{ K\left(\frac{R_i}{h}\right) (\mathbb{I}\{R_i \geq 0\} - \mathbb{I}\{R_i < 0\}) \right. \\ & \quad \left. - \mathbb{E}_P \left[ K\left(\frac{R}{h}\right) (\mathbb{I}\{R \geq 0\} - \mathbb{I}\{R < 0\}) \right] \right\} \end{aligned} \quad (\text{C.19})$$

$$\begin{aligned} & + \frac{1}{\sqrt{mh}} \sum_{i=1}^m \left\{ \mathbb{E}_P \left[ K\left(\frac{R}{h}\right) (\mathbb{I}\{R \geq 0\} - \mathbb{I}\{R < 0\}) \right] \right. \\ & \quad \left. - \frac{h}{2} (f_R(0^+; P) - f_R(0^-; P)) \right\} \end{aligned} \quad (\text{C.20})$$

1. Assumption 2.1 - (2.2): asymptotic expansion.

Equation C.19 above gives the influence function  $\psi_n$ , that is,  $(\text{C.19}) = m^{-1/2} \sum_{i=1}^m \psi_n(\mathbf{V}_i, P)$ , where

$$\begin{aligned} \psi_n(\mathbf{V}_i, P) &\doteq \frac{1}{\sqrt{h}} \left\{ K\left(\frac{R_i}{h}\right) (\mathbb{I}\{R_i \geq 0\} - \mathbb{I}\{R_i < 0\}) \right. \\ & \quad \left. - \mathbb{E}_P \left[ K\left(\frac{R}{h}\right) (\mathbb{I}\{R \geq 0\} - \mathbb{I}\{R < 0\}) \right] \right\}. \end{aligned}$$

We need to show that Equation C.20 converges to zero uniformly over  $\mathcal{P}$ .

Note that,

$$\begin{aligned} & \frac{1}{\sqrt{mh}} \sum_{i=1}^m \left( \mathbb{E}_P \left[ K\left(\frac{R}{h}\right) (\mathbb{I}\{R \geq 0\} - \mathbb{I}\{R < 0\}) \right] - \frac{h}{2} (f_R(0^+; P) - f_R(0^-; P)) \right) \\ &= \sqrt{mh} \left( \int_0^\infty K(u) f_R(uh; P) du - \int_{-\infty}^0 K(u) f_R(uh; P) du \right. \\ & \quad \left. - \frac{1}{2} (f_R(0^+; P) - f_R(0^-; P)) \right) \end{aligned}$$

$$\begin{aligned}
&= \sqrt{m}hh \left( \int_0^\infty K(u) \nabla_r f_R(x_{uh}^*; P) u \, du - \int_0^\infty K(u) \nabla_r f_R(x_{uh}^{**}; P) u \, du \right) \\
&= \sqrt{m}hh O_{\mathcal{P}}(1) = o_{\mathcal{P}}(1).
\end{aligned}$$

where  $x_{uh}^*$  and  $x_{uh}^{**}$  are points between  $uh$  and 0.

2. Assumption 2.1 - (2.3): zero mean of influence function.

$$\mathbb{E}_P[\psi_n(\mathbf{V}_i, P)] = 0 \quad \forall P \text{ by construction.}$$

3. Assumption 2.1 - (2.4): variance of influence function.

$$\text{Call } \xi^2(P) = (f_R(0^+; P) + f_R(0^-; P)) \int_0^\infty K^2(u) \, du.$$

$$\begin{aligned}
&\mathbb{V}_P \left( \frac{1}{\sqrt{h}} K \left( \frac{R_i}{h} \right) (\mathbb{I}\{R_i \geq 0\} - \mathbb{I}\{R_i < 0\}) \right) - \xi^2(P) \\
&= \frac{1}{h} \left[ \int_{-\infty}^\infty K^2(u) f_R(uh; P) h \, du \right. \\
&\quad \left. - \left( \int_0^\infty K(u) f_R(uh; P) h \, du - \int_{-\infty}^0 K(u) f_R(uh; P) h \, du \right)^2 \right] - \xi^2(P) \\
&= \int_0^\infty K^2(u) [f_R(0^+; P) + \nabla_r f_R(x_{uh}^*; P) uh] \, du \\
&\quad + \int_{-\infty}^0 K^2(u) [f_R(0^-; P) + \nabla_r f_R(x_{uh}^{**}; P) uh] \, du \\
&\quad - h \left( \int_0^\infty K(u) f_R(uh; P) \, du - \int_{-\infty}^0 K(u) f_R(uh; P) \, du \right)^2 - \xi^2(P) \\
&= h \left[ \int_0^\infty K^2(u) \nabla_r f_R(x_{uh}^*; P) u \, du + \int_{-\infty}^0 K^2(u) \nabla_r f_R(x_{uh}^{**}; P) u \, du \right. \\
&\quad \left. - \left( \int_0^\infty K(u) f_R(uh; P) \, du - \int_{-\infty}^0 K(u) f_R(uh; P) \, du \right)^2 \right] \\
&= h O_{\mathcal{P}}(1) = o_{\mathcal{P}}(1).
\end{aligned}$$

Therefore,

$$\sup_{P \in \mathcal{P}} |\mathbb{V}_P[\psi_n(\mathbf{V}_i, P)] - \xi^2(P)| \rightarrow 0.$$

4. Assumption 2.1 - (2.5):  $\sup_P \mathbb{E}[\psi_n^2(\mathbf{Z}_k, P)] < \infty$  for  $k = 1, 2$ .

We have,

$$\psi_n(\mathbf{Z}_k, P) = h^{-1/2} K \left( \frac{X_k}{h} \right) (\mathbb{I}\{X_k \geq 0\} - \mathbb{I}\{X_k < 0\})$$

$$\begin{aligned}
& -h^{-1/2} \mathbb{E}_P \left[ K \left( \frac{V}{h} \right) (\mathbb{I}\{V \geq 0\} - \mathbb{I}\{V < 0\}) \right] \\
\psi_n^2(\mathbf{Z}_k, P) &= \frac{1}{h} K^2 \left( \frac{X_k}{h} \right) \\
&+ \frac{1}{h} \left\{ \mathbb{E}_P \left[ K \left( \frac{V}{h} \right) (\mathbb{I}\{V \geq 0\} - \mathbb{I}\{V < 0\}) \right] \right\}^2 \\
&- \frac{2}{h} K \left( \frac{X_k}{h} \right) (\mathbb{I}\{X_k \geq 0\} - \mathbb{I}\{X_k < 0\}) \mathbb{E}_P \left[ K \left( \frac{V}{h} \right) (\mathbb{I}\{V \geq 0\} - \mathbb{I}\{V < 0\}) \right] \\
\mathbb{E} [\psi_n^2(\mathbf{Z}_k, P)] &= \int K^2(u) f_{X_k}(uh) du \\
&+ h \left\{ \int_0^\infty K(u) f_R(uh; P) du - \int_{-\infty}^0 K(u) f_R(uh; P) du \right\}^2 \\
&- 2 \left\{ \int_0^\infty K(u) f_{X_k}(uh) du - \int_{-\infty}^0 K(u) f_{X_k}(uh) du \right\} \\
&\quad \times h \left\{ \int_0^\infty K(u) f_R(uh; P) du - \int_{-\infty}^0 K(u) f_R(uh; P) du \right\} \\
\mathbb{E} [\psi_n^2(\mathbf{Z}_k, P)] &= O_{\mathcal{P}}(1) + O_{\mathcal{P}}(h) + O_{\mathcal{P}}(h) = O_{\mathcal{P}}(1).
\end{aligned}$$

5. Assumption 2.1 - (2.6):  $(2 + \theta)$ -th moment condition.

We verify it in two steps.

First,  $\mathbb{V}_P(\psi_n(\mathbf{Z}_i, P)) - \xi^2(P) = o_{\mathcal{P}}(1)$  and  $\xi^2(P)$  is bounded away from zero, uniformly over  $\mathcal{P}$ . Thus,  $\mathbb{V}_P^{-1}(\psi_n(\mathbf{Z}_i, P)) = O_{\mathcal{P}}(1)$ .

Second, pick  $\theta > 0$ . From before,  $\mathbb{E}_P \left[ K \left( \frac{R}{h} \right) (\mathbb{I}\{R \geq 0\} - \mathbb{I}\{R < 0\}) \right] = O_{\mathcal{P}}(h)$ .

$$\begin{aligned}
& n^{-\theta/2} \mathbb{E}_P |\psi_n(\mathbf{V}_i, P)|^{2+\theta} \\
&= \frac{1}{(nh)^{\theta/2} h} \mathbb{E}_P \left| K \left( \frac{R_i}{h} \right) (\mathbb{I}\{V_i \geq 0\} - \mathbb{I}\{V_i < 0\}) - O_{\mathcal{P}}(h) \right|^{2+\theta} \\
&= \frac{1}{(nh)^{\theta/2}} \int_0^\infty |K(u) - O_{\mathcal{P}}(h)|^{2+\theta} f_R(uh; P) du \\
&\quad + \frac{1}{(nh)^{\theta/2}} \int_{-\infty}^0 |-K(u) - O_{\mathcal{P}}(h)|^{2+\theta} f_R(uh; P) du \\
&= \frac{1}{(nh)^{\theta/2}} O_{\mathcal{P}}(1) = o_{\mathcal{P}}(1).
\end{aligned}$$

Combining both steps gives,

$$n^{-\theta/2} \sup_{P \in \mathcal{P}} \mathbb{E}_P \left| \frac{\psi_n(\mathbf{V}_i, P)}{\sqrt{\mathbb{V}_P(\psi_n(\mathbf{V}_i, P))}} \right|^{2+\theta} = o(1).$$

6. Assumption 2.1 - (2.7):  $\xi^2 \left( \frac{m}{n} P_1 + \frac{n-m}{n} P_2 \right) \rightarrow \xi^2 (\gamma P_1 + (1 - \gamma) P_2)$ .

Let  $\bar{P}_n = \frac{m}{n} P_1 + \frac{n-m}{n} P_2$  and  $\bar{P} = \gamma P_1 + (1 - \gamma) P_2$ . Given that  $\xi^2(\bar{P}_n) = (f_R(0^+; \bar{P}_n) + f_R(0^-; \bar{P}_n)) \int_0^\infty K^2(u) du$ , the result follows because  $m/n \rightarrow \gamma$ ,  $f_R(0^+; \bar{P}_n) \rightarrow f_R(0^+; \bar{P})$ , and  $f_R(0^-; \bar{P}_n) \rightarrow f_R(0^-; \bar{P})$ .

7. Assumption 2.2:  $(n_1/n - \lambda) \xrightarrow{p} 0$ .

In this setting,  $n_1$  is a deterministic sequence, and we have that  $n_1/n = \lfloor n/2 \rfloor / n \rightarrow 1/2$ . Assumption 2.1 was already verified above for any sequence  $m$  such that  $m/n \rightarrow 1/2$ .

□

## D Auxiliary Lemmas

**Definition D.1.** Consider a sequence of measurable functions  $X_n : \Omega \times \mathcal{P} \rightarrow \mathbb{R}^q$  for a probability space  $(\Omega, \mathcal{B}, P)$ , where  $P$  belongs to a set of distributions  $\mathcal{P}$ . In other words, for any fixed  $P_0 \in \mathcal{P}$ ,  $X_n(P_0)$  is a random variable defined on  $(\Omega, \mathcal{B}, P)$  to the Euclidean space, whose probability distribution depends on  $n$  and  $P \in \mathcal{P}$ . We say  $X_n$  is uniformly bounded in probability over  $\mathcal{P}$  by a deterministic sequence  $\alpha_n$  if, for every  $\delta > 0$ , there exists a deterministic constant  $M_\delta \in (0, \infty)$  such that

$$\sup_{P \in \mathcal{P}} \mathbb{P}_P [\|X_n(P)\| > M_\delta \alpha_n] < \delta.$$

We denote this as  $X_n = O_{\mathcal{P}}(\alpha_n)$ . Similarly, we say  $X_n = o_{\mathcal{P}}(\alpha_n)$  if, for every  $\varepsilon, \delta > 0 \exists n_{\varepsilon, \delta}$  such that

$$\sup_{P \in \mathcal{P}} \mathbb{P}_P [\|X_n(P)\| > \varepsilon \alpha_n] < \delta \quad \forall n \geq n_{\varepsilon, \delta}.$$

**Lemma D.1.** Consider a deterministic sequence  $\alpha_n$  and a sequence of bivariate random functions  $(X_n, Y_n) : \Omega \times \mathcal{P} \rightarrow \mathbb{R}^2$  as in Definition D.1.

1. If  $X_n = O_{\mathcal{P}}(\alpha_n)$  and  $Y_n = o_{\mathcal{P}}(1)$ , then  $X_n Y_n = o_{\mathcal{P}}(\alpha_n)$ .

2. Assume  $X_n(P)$  has expectation  $\mathbb{E}_P[X_n(P)]$  and variance  $\mathbb{V}_P[X_n(P)]$  that are bounded over  $\mathcal{P}$ . Then,

$$X_n = O_{\mathcal{P}} \left( \sup_{P \in \mathcal{P}} \mathbb{E}_P^2[X_n(P)] + \sup_{P \in \mathcal{P}} \mathbb{V}_P[X_n(P)] \right).$$

3. Suppose there exists a deterministic function  $y : \mathcal{P} \rightarrow [\underline{y}, \bar{y}]$  with  $0 < \underline{y} < \bar{y} < \infty$  such that  $Y_n - y = o_{\mathcal{P}}(1)$ . Then,

$$\frac{1}{Y_n} - \frac{1}{y} = o_{\mathcal{P}}(1).$$

**Proof. Part 1:**

Fix  $\delta > 0$  and  $\varepsilon > 0$ . There exists  $M_\delta \in (0, \infty)$  such that

$$\sup_{P \in \mathcal{P}} \mathbb{P}_P [|X_n(P)| > M_\delta \alpha_n] < \frac{\delta}{2}.$$

There exists  $\exists n_{\varepsilon, \delta}$  such that

$$\sup_{P \in \mathcal{P}} \mathbb{P}_P \left[ |Y_n(P)| > \frac{\varepsilon}{M_\delta} \right] < \frac{\delta}{2} \quad \forall n \geq n_{\varepsilon, \delta}.$$

Given that  $|X_n(P)Y_n(P)| > \varepsilon \alpha_n$  implies  $|X_n(P)| > M_\delta \alpha_n$  or  $|Y_n(P)| > \varepsilon/M_\delta$  we have

$$\begin{aligned} & \sup_{P \in \mathcal{P}} \mathbb{P}_P [|X_n(P)Y_n(P)| > \varepsilon \alpha_n] \\ & \leq \sup_{P \in \mathcal{P}} \mathbb{P}_P [|X_n(P)| > M_\delta \alpha_n] + \sup_{P \in \mathcal{P}} \mathbb{P}_P [|Y_n(P)| > \varepsilon/M_\delta] < \delta \quad \forall n \geq n_{\varepsilon, \delta}. \end{aligned}$$

**Part 2:**

Call  $A_n = \sup_{P \in \mathcal{P}} \mathbb{E}_P^2[X_n(P)] + \sup_{P \in \mathcal{P}} \mathbb{V}_P[X_n(P)]$  and  $B_n = \sup_{P \in \mathcal{P}} \mathbb{E}_P(X_n^2(P))$ . Note that  $A_n \geq B_n \geq \mathbb{E}_P(X_n^2(P))$  for every  $P \in \mathcal{P}$ .

For  $\delta > 0$  and  $P \in \mathcal{P}$ ,

$$\begin{aligned} & \mathbb{P}_P [|X_n(P)| > \delta^{-1/2} A_n] \\ & \leq \mathbb{P}_P [|X_n(P)| > \delta^{-1/2} B_n] \leq \mathbb{P}_P [|X_n(P)| > \delta^{-1/2} \mathbb{E}_P(X_n^2(P))] \leq \delta \end{aligned}$$

where the last inequality is the Markov inequality. The result follows by taking the supremum of both sides.

**Part 3:**

Pick  $\eta > 0$  such that  $\underline{y} - \eta > 0$ . Define the set  $A = \{y : \underline{y} - \eta \leq y \leq \bar{y} + \eta\}$ . The function  $g(y) = 1/y$  is uniformly continuous over  $A$ . Thus, for every  $\varepsilon > 0$ , there exists  $\gamma_\varepsilon > 0$  such that  $|g(y') - g(y)| > \varepsilon \Rightarrow |y' - y| > \gamma_\varepsilon$  for any  $y', y \in A$ . This implies that, for fixed  $P$ ,

$$\mathbb{P}_P [|1/Y_n(P) - 1/y(P)| > \varepsilon, Y_n(P) \in A] \leq \mathbb{P}_P [|Y_n(P) - y(P)| > \gamma_\varepsilon] \rightarrow 0.$$

This right-hand side is uniform over  $\mathcal{P}$  because  $Y_n - y = o_{\mathcal{P}}(1)$ .

Next, for fixed  $P$ ,  $|Y_n(P) - y(P)| < \eta \Rightarrow \underline{y} - \eta < Y_n(P) < \bar{y} + \eta \Rightarrow Y_n(P) \in A$ . This implies that  $\mathbb{P}_P[|Y_n(P) - y(P)| < \eta] \leq \mathbb{P}_P[Y_n(P) \in A]$  and that  $\mathbb{P}_P[Y_n(P) \in A] \rightarrow 1$  uniformly over  $\mathcal{P}$  because  $Y_n - y = o_{\mathcal{P}}(1)$  implies that  $\mathbb{P}_P[|Y_n(P) - y(P)| < \eta] \rightarrow 1$  uniformly



over  $\mathcal{P}$ . Then,

$$\begin{aligned} & \mathbb{P}_P [|1/Y_n(P) - 1/y(P)| > \varepsilon] - \mathbb{P}_P [|1/Y_n(P) - 1/y(P)| > \varepsilon, Y_n(P) \in A] \\ & \leq 1 - \mathbb{P}_P [Y_n(P) \in A] \rightarrow 0 \end{aligned}$$

uniformly over  $\mathcal{P}$ . □

**Lemma D.2.** *Consider a sequence of random variables  $X_n$  in the Euclidean space.  $X_n \xrightarrow{p} X$  if, and only if, for every subsequence  $X_{n_k}$  there exists a further subsequence  $X_{n_{k_j}}$  such that  $X_{n_{k_j}} \xrightarrow{as} X$ .*

*Proof.* See the proof of Theorem 2.3.2 by Durrett (2019). □

**Lemma D.3.** *Consider a sequence of random variables  $(Z_n, X_n)$ ,  $n = 1, 2, \dots$ , and a random variable  $Z$ , all with domain on the measure space  $(\Omega, \mathcal{B}, \mu)$ . The image of  $Z_n$  and  $Z$  are in a Euclidean space, and the image of  $X_n$  is  $\mathcal{X}_n$ . For a measurable function  $F_n : \mathcal{X}_n \rightarrow \mathbb{R}$ , assume  $F_n(X_n) \xrightarrow{p} 0$ . Moreover, suppose that for any nonrandom sequence  $x_n \in \mathcal{X}_n$  such that  $F_n(x_n) \rightarrow 0$ ,  $Z_n$  conditional on  $X_n = x_n$  converges in distribution to  $Z$ . Then,  $Z_n \xrightarrow{d} Z$  unconditionally.*

*Proof.* For an arbitrary subsequence  $n_k$  of the sequence  $\{F_n(X_n)\}_n$ , Lemma D.2 says there is a further subsequence  $n_{k_j}$  such that  $F_{n_{k_j}}(X_{n_{k_j}}) \xrightarrow{as} 0$  as  $j \rightarrow \infty$ . Define  $\mathbb{X}^\infty$  to be the space of all subsequences of the form  $\{x_{n_{k_j}}\}_{j=1}^\infty$ , for values  $x_{n_{k_j}} \in \mathcal{X}_{n_{k_j}}$  that satisfy  $F_{n_{k_j}}(x_{n_{k_j}}) \rightarrow 0$  as  $j \rightarrow \infty$ . We know that  $\mathbb{P}[\{X_{n_{k_j}}\}_{j=1}^\infty \in \mathbb{X}^\infty] = 1$ .

Let  $G_n$  be the CDF of the distribution of  $Z_n$  conditional on  $X_n = x_n$ , where  $x_n$  is an arbitrary sequence that satisfies  $F_n(x_n) \rightarrow 0$ . By assumption,  $G_n \rightarrow G$  pointwise (for every continuity point of  $G$ ), where  $G$  is the CDF of  $Z$ . This implies that  $G_{n_{k_j}} \rightarrow G$  for the subsequence  $\{n_{k_j}\}_j$  from above.

Next,

$$\begin{aligned} \mathbb{P}[Z_{n_{k_j}} \leq z] &= \int_{\Omega} \mathbb{P}[Z_{n_{k_j}} \leq z \mid X_{n_{k_j}} = X_{n_{k_j}}(\omega)] d\mu(\omega) \\ &= \int_{\Omega} G_{n_{k_j}}(z; \omega) \mathbb{I}\left\{\omega : \{X_{n_{k_j}}(\omega)\}_{j=1}^\infty \in \mathbb{X}^\infty\right\} d\mu(\omega) \end{aligned}$$

where  $G_{n_{k_j}}(z; \omega)$  denotes the CDF of  $Z_{n_{k_j}}$  conditional on  $X_{n_{k_j}} = X_{n_{k_j}}(\omega)$ , and we used that  $\mathbb{P} \left[ \omega : \{X_{n_{k_j}}(\omega)\}_{j=1}^\infty \in \mathbb{X}^\infty \right] = 1$ .

For each  $\omega$  such that the indicator is 1, the conditional CDF  $G_{n_{k_j}}(z; \omega)$  converges to  $G(z)$  as  $j \rightarrow \infty$ . So, we have an integral of a measurable function of  $\omega$  that changes with  $j$ , is bounded by 1, and converges pointwise in  $\omega$  to  $G(z)\mathbb{I} \left\{ \omega : \{X_{n_{k_j}}(\omega)\}_{j=1}^\infty \in \mathbb{X}^\infty \right\}$  as  $j \rightarrow \infty$ . By the dominated convergence theorem, the integral above converges to  $G(z)\mathbb{P} \left[ \{X_{n_{k_j}}\}_{j=1}^\infty \in \mathbb{X}^\infty \right] = G(z)$ . This says that  $Z_{n_{k_j}} \xrightarrow{d} Z$ .

Finally, call  $H_n$  the unconditional CDF of  $Z_n$ . We have just shown that, for every subsequence  $\{n_k\}_k$  there exists a further subsequence  $\{n_{k_j}\}_j$  such that  $H_{n_{k_j}}(z) \rightarrow G(z)$ . This implies that  $H_n(z) \rightarrow G(z)$ . Therefore,  $Z_n \xrightarrow{d} Z$ . □

The next lemma is a generalization of Lemma 11.3.3 of Lehmann and Romano (2005).

**Lemma D.4.** *For each  $n$ , let  $Y_{n,1}, \dots, Y_{n,n}$  be independently identically distributed with mean zero and finite variance  $\sigma_n^2$ . Let  $C_{n,1}, \dots, C_{n,n}$  be a sequence of random variables, independent of  $Y_{n,1}, \dots, Y_{n,n}$ . Assume  $\exists \theta > 0$  such that*

$$\mathbb{E} [|Y_{n,i}/\sigma_n|^{2+\theta}] \left( \frac{\max_{i=1}^n C_{n,i}^2}{\sum_{l=1}^n C_{n,l}^2} \right)^{\theta/2} \xrightarrow{p} 0 \text{ as } n \rightarrow \infty. \quad (\text{D.1})$$

Then

$$\frac{\sum_{i=1}^n C_{n,i} Y_{n,i}}{\sigma_n \sqrt{\sum_{l=1}^n C_{n,l}^2}} \xrightarrow{d} N(0, 1). \quad (\text{D.2})$$

*Proof.* We use Lemma D.3 to prove this lemma. Call  $\alpha_n = \mathbb{E} [|Y_{n,i}/\sigma_n|^{2+\theta}]$ . Mapping the lemma's notation to our case, we have

$$\begin{aligned} Z_n &= \frac{\sum_{i=1}^n C_{n,i} Y_{n,i}}{\sigma_n \sqrt{\sum_{l=1}^n C_{n,l}^2}} \\ X_n &= (C_{n,1}, \dots, C_{n,n}) \\ \mathcal{X}_n &= \mathbb{R}^n \\ F_n(X_n) &= \alpha_n \left( \frac{\max_{1 \leq i \leq n} C_{n,i}^2}{\sum_{j=1}^n C_{n,j}^2} \right)^{\theta/2}. \end{aligned}$$

Then, it suffices to derive the limiting distribution of the sequence of distributions of  $\sum_{i=1}^n C_{n,i} Y_{n,i} / \sqrt{\sum_{l=1}^n C_{n,l}^2}$  conditional on  $(C_{n,1}, \dots, C_{n,n}) = (c_{n,1}, \dots, c_{n,n})$ , where the values

$(c_{n,1}, \dots, c_{n,n})$  come from an arbitrary triangular array with infinitely many rows that satisfies  $\alpha_n \left( \max_{i=1}^n c_{n,i}^2 / \sum_{j=1}^n c_{n,j}^2 \right)^{\theta/2} \rightarrow 0$  as  $n \rightarrow \infty$ .

For each  $n$ , we have a sum of a triangular array of random variables  $C_{n,i}Y_{n,i}$  that are independent across  $i = 1, \dots, n$  once we condition on  $(C_{n,1}, \dots, C_{n,n})$ . By assumption,  $C_{n,1}, \dots, C_{n,n}$  is independent of  $Y_{n,1}, \dots, Y_{n,n}$  for every  $n$ . Thus,

$$\mathbb{E}[C_{n,i}Y_{n,i} \mid (C_{n,1}, \dots, C_{n,n}) = (c_{n,1}, \dots, c_{n,n})] = 0 \quad (\text{D.3})$$

$$\mathbb{V}[C_{n,i}Y_{n,i} \mid (C_{n,1}, \dots, C_{n,n}) = (c_{n,1}, \dots, c_{n,n})] = c_{n,i}^2 \sigma_n^2 \quad (\text{D.4})$$

for  $i = 1, \dots, n$ . The sum of the variances is  $s_n^2 = \sigma_n^2 \sum_{i=1}^n c_{n,i}^2$ .

For  $n = 1, 2, \dots$ , the sequence of distributions of  $\sum_{i=1}^n C_{n,i}Y_{n,i} / \sigma_n \sqrt{\sum_{l=1}^n c_{n,l}^2}$  conditional on  $(C_{n,1}, \dots, C_{n,n}) = (c_{n,1}, \dots, c_{n,n})$  is the same as the sequence of distributions of

$$Z_n = \sum_{i=1}^n c_{n,i}Y_{n,i} / \sigma_n \sqrt{\sum_{l=1}^n c_{n,l}^2}.$$

We apply the Lindeberg CLT to derive the limiting distribution of  $Z_n$ . We need to verify the Lindeberg condition, that is, for any  $\delta > 0$

$$\sum_{i=1}^n \frac{1}{s_n^2} \mathbb{E} [c_{n,i}^2 Y_{n,i}^2 \mathbb{I}\{|c_{n,i}Y_{n,i}| > \delta s_n\}] \rightarrow 0 \text{ as } n \rightarrow \infty \quad (\text{D.5})$$

$\Leftrightarrow$

$$\sum_{i=1}^n \frac{c_{n,i}^2}{\sigma_n^2 \sum_{l=1}^n c_{n,l}^2} \mathbb{E} \left[ Y_{n,i}^2 \mathbb{I} \left\{ c_{n,i}^2 Y_{n,i}^2 > \delta^2 \sigma_n^2 \sum_{l=1}^n c_{n,l}^2 \right\} \right] \rightarrow 0 \quad (\text{D.6})$$

$\Leftarrow$

$$\sum_{i=1}^n \frac{c_{n,i}^2}{\sum_{l=1}^n c_{n,l}^2} \mathbb{E} \left[ \frac{Y_{n,i}^2}{\sigma_n^2} \mathbb{I} \left\{ \frac{Y_{n,i}^2}{\sigma_n^2} > \delta^2 \frac{\sum_{l=1}^n c_{n,l}^2}{\max_{1 \leq i \leq n} c_{n,i}^2} \right\} \right] \rightarrow 0 \quad (\text{D.7})$$

$\Leftrightarrow$

$$\mathbb{E} \left[ \frac{Y_{n,i}^2}{\sigma_n^2} \mathbb{I} \left\{ \frac{Y_{n,i}^2}{\sigma_n^2} > \delta^2 \frac{\sum_{l=1}^n c_{n,l}^2}{\max_{1 \leq i \leq n} c_{n,i}^2} \right\} \right] \rightarrow 0 \quad (\text{D.8})$$

where we used that  $\mathbb{I}\{c_{n,i}^2 Y_{n,i}^2 > \delta^2 \sigma_n^2 \sum_{l=1}^n c_{n,l}^2\} \leq \mathbb{I}\left\{\frac{Y_{n,i}^2}{\sigma_n^2} > \delta^2 \frac{\sum_{l=1}^n c_{n,l}^2}{\max_{1 \leq i \leq n} c_{n,i}^2}\right\}$ , and that

$\mathbb{E} \left[ \frac{Y_{n,i}^2}{\sigma_n^2} \mathbb{I} \left\{ \frac{Y_{n,i}^2}{\sigma_n^2} > \delta^2 \frac{\sum_{l=1}^n c_{n,l}^2}{\max_{1 \leq i \leq n} c_{n,i}^2} \right\} \right]$  does not depend on  $i$ . Thus, it suffices to verify Equation D.8.

Note that,

$$\begin{aligned}
\left| \frac{Y_{n,i}}{\sigma_n} \right|^{2+\theta} &\geq \left| \frac{Y_{n,i}}{\sigma_n} \right|^{2+\theta} \mathbb{I} \left\{ \frac{Y_{n,i}^2}{\sigma_n^2} > \delta^2 \frac{\sum_{l=1}^n c_{n,l}^2}{\max_{1 \leq i \leq n} c_{n,i}^2} \right\} \\
&= \frac{Y_{n,i}^2}{\sigma_n^2} \left| \frac{Y_{n,i}}{\sigma_n} \right|^\theta \mathbb{I} \left\{ \frac{Y_{n,i}^2}{\sigma_n^2} > \delta^2 \frac{\sum_{l=1}^n c_{n,l}^2}{\max_{1 \leq i \leq n} c_{n,i}^2} \right\} \\
&\geq \frac{Y_{n,i}^2}{\sigma_n^2} \left( \delta^2 \frac{\sum_{l=1}^n c_{n,l}^2}{\max_{1 \leq i \leq n} c_{n,i}^2} \right)^{\theta/2} \mathbb{I} \left\{ \frac{Y_{n,i}^2}{\sigma_n^2} > \delta^2 \frac{\sum_{l=1}^n c_{n,l}^2}{\max_{1 \leq i \leq n} c_{n,i}^2} \right\}.
\end{aligned}$$

Re-arranging,

$$\begin{aligned}
\left( \frac{\max_{1 \leq i \leq n} c_{n,i}^2}{\delta^2 \sum_{l=1}^n c_{n,l}^2} \right)^{\theta/2} \mathbb{E} \left| \frac{Y_{n,i}}{\sigma_n} \right|^{2+\theta} &\geq \mathbb{E} \left[ \frac{Y_{n,i}^2}{\sigma_n^2} \mathbb{I} \left\{ \frac{Y_{n,i}^2}{\sigma_n^2} > \delta^2 \frac{\sum_{l=1}^n c_{n,l}^2}{\max_{1 \leq i \leq n} c_{n,i}^2} \right\} \right] \\
\delta^{-\theta} \left( \frac{\max_{1 \leq i \leq n} c_{n,i}^2}{\sum_{l=1}^n c_{n,l}^2} \right)^{\theta/2} \alpha_n &\geq \mathbb{E} \left[ \frac{Y_{n,i}^2}{\sigma_n^2} \mathbb{I} \left\{ \frac{Y_{n,i}^2}{\sigma_n^2} > \delta^2 \frac{\sum_{l=1}^n c_{n,l}^2}{\max_{1 \leq i \leq n} c_{n,i}^2} \right\} \right]
\end{aligned}$$

and the left-hand side converges to zero, which implies the right-hand side converges to zero and (D.8) holds.

Therefore,

$$\frac{\sum_{i=1}^n c_{n,i} Y_{n,i}}{\sigma_n \sqrt{\sum_{l=1}^n c_{n,l}^2}} \xrightarrow{d} N(0, 1)$$

and Lemma D.3 implies that

$$\frac{\sum_{i=1}^n C_{n,i} Y_{n,i}}{\sigma_n \sqrt{\sum_{l=1}^n C_{n,l}^2}} \xrightarrow{d} N(0, 1).$$

□

**Lemma D.5.** *Consider a sequence of random CDFs  $\{F_n\}_n$  that converges pointwise in probability to a continuous CDF  $F$ , that is, for every  $x \in \mathbb{R}$ ,  $F_n(x) \xrightarrow{p} F(x)$ . Then, the convergence is also uniform, namely,*

$$\sup_x |F_n(x) - F(x)| \xrightarrow{p} 0.$$

*Proof.* Fix  $\varepsilon > 0$  and choose  $m : \varepsilon > 1/m$ . Use continuity of  $F$  to pick points  $-\infty = x_0 < x_1 < \dots < x_{m-1} < x_m = \infty$  such that  $F(x_j) - F(x_{j-1}) = 1/m$ , for  $j = 1, \dots, m$ . For any  $x \in \mathbb{R}$ ,  $\exists j$  such that  $x_{j-1} \leq x \leq x_j$ . Use monotonicity of  $F$  and  $F_n$  to show

$$\begin{aligned} F_n(x) - F(x) &\leq F_n(x_j) - F(x_{j-1}) = F_n(x_j) - F(x_j) + 1/m \\ F_n(x) - F(x) &\geq F_n(x_{j-1}) - F(x_j) = F_n(x_{j-1}) - F(x_{j-1}) - 1/m \\ |F_n(x) - F(x)| &\leq \max_j |F_n(x_j) - F(x_j)| + 1/m. \end{aligned}$$

Therefore,

$$\begin{aligned} \mathbb{P} \left[ \sup_x |F_n(x) - F(x)| > \varepsilon \right] &\leq \mathbb{P} \left[ \max_j |F_n(x_j) - F(x_j)| > \varepsilon - 1/m \right] \\ &\leq \mathbb{P} \left[ \bigcup_j |F_n(x_j) - F(x_j)| > \varepsilon - 1/m \right] \\ &\leq \sum_j \mathbb{P} [|F_n(x_j) - F(x_j)| > \varepsilon - 1/m] \rightarrow 0. \end{aligned}$$

□