

March 1, 2021

 $t\bar{t}W$ Production: a very complex processMARCOS MIRALLES LÓPEZ,¹

ON BEHALF OF THE ATLAS COLLABORATION

*Instituto de Física Corpuscular (IFIC)**Universitat de València – CSIC, Valencia, SPAIN*

These Monte Carlo studies describe the impact of higher order effects in both QCD and EW $t\bar{t}W$ production. Both next-to-leading inclusive and multileg setups are studied for $t\bar{t}W$ QCD production.

PRESENTED AT

13th International Workshop on Top Quark Physics
Durham, UK (videoconference), 14–18 September, 2020

¹This project was funded by LCF/BQ/PI19/11690014

1 Introduction

The $t\bar{t}W$ process is very interesting from the phenomenological point of view [1]. It is for instance a main background for some beyond the Standard Model (SM) searches and other rare top SM processes such as $t\bar{t}H$ and $t\bar{t}t\bar{t}$. Moreover, $t\bar{t}W$ production rates have been measured at the LHC by CMS and ATLAS as inclusive cross-sections [2, 3] and those measurements yield larger values than the SM predictions from the CERN Yellow Report 4 [4]. This motivates the in-depth study of this process.

For these Monte Carlo (MC) studies, the event selection is as follows: the $t\bar{t}$ pair is decayed semileptonically and the associated W boson is decayed leptonically, being both leptons of the same charge. In addition, the following particle level jet cuts $p_T(j) > 25$ GeV and $|\eta| < 2.5$ are applied. Forwards jets are defined in the $2.5 < |\eta| < 4.5$ region.

2 Disentanglement of Higher Order Effects

Higher order effects (in the quantum chromodynamic (QCD) strong coupling constant α_S and the electro-weak (EW) coupling constant α) are very important for $t\bar{t}W$ production and can significantly modify leading order cross-sections. Figure 1 shows the Born level diagrams due to these higher order corrections that enter the MC simulations.

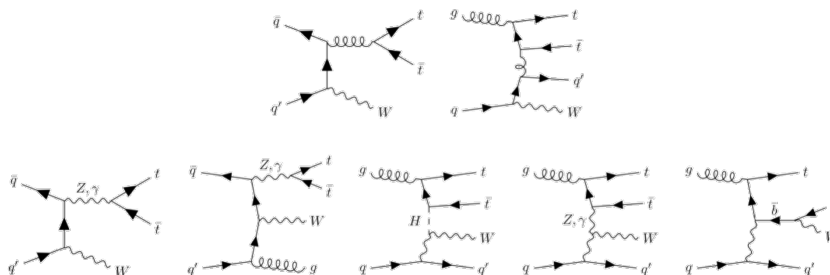


Figure 1: Examples of $t\bar{t}W$ Feynman diagrams relevant for these studies: LO QCD ($\mathcal{O}(\alpha_S^2 \alpha)$) and NLO QCD ($\mathcal{O}(\alpha_S^3 \alpha)$) production in the top part, and the “tree-level EW” contributions ($\mathcal{O}(\alpha^3 + \alpha_S \alpha^3)$) in the bottom.

The MG5_AMC@NLO [5] generator is used interfaced with the PYTHIA8 [6] parton shower (PS) for both multileg and inclusive setups. The following items are explored: *scale variations* of the renormalisation and factorisation scales (μ_R and μ_F) in the matrix elements (ME) (for inclusive setups), where up to three different functional forms are used; *multileg setups* (with the FxFx [7] algorithm), using NLO-accurate matrix elements for up to one additional jet and LO-accurate matrix elements for up

to two additional jets ($t\bar{t}W +0,1j\text{NLO} +2j\text{LO}$); *parameter variations* that impact the FxFx matching algorithm.

3 QCD Production

The QCD corrections have been studied with both NLO inclusive and multileg merged setups. Figure 2 shows the studies performed at NLO QCD accuracy for the three points mentioned in the previous section. The following conclusions may be extracted:

- (a): there is a 10% increase in the cross-section between the (green) default dynamical scale used in MG5_aMC@NLO and the (blue) fixed scale used in the CERN YR4. For all functional forms, there is a big dependence of the cross-section with the chosen value of the scale with $\sigma(\mu_{i,0}/4)/\sigma(\mu_{i,0}) \sim 1.4$.
- (b): the nominal multileg (FxFx) sample has a merging scale $\mu_Q = 30$ GeV and a $p_T^{\text{min}}(j) = 8$ GeV. No significant shape effects and a cross-section difference of about 2% is observed when changing the merging scale. This configuration yields a cross-section of $\sigma_{t\bar{t}W}^{\text{FxFx}} = 614.2^{+12\%}_{-13\%}$ fb.
- (c) and (d): there is good agreement between both MG5_AMC@NLO and SHERPA2.2.8 [8, 9] multileg setups inside the uncertainty bands. These show correlated scale variations in the ME and PS.

4 “tree-level” EW Production

The EW corrections to the $t\bar{t}W$ process have been recently calculated to increase the cross-section by around 10% [10] which is much bigger than naively expected. This is caused by the appearance of $tW \rightarrow tW$ scattering diagrams ($\mathcal{O}(\alpha_S\alpha^3)$), as those on the bottom right of Figure 1. Such corrections and their effects are shown in Figure 3 from which the following conclusions may be extracted:

- (a): in addition to the strong μ_R and μ_F scale dependance, the EW corrections predict a 10% increase in the cross-section throughout for all scale values. A similar study has been performed using SHERPA2.2.8 where the effect on the cross-section is of about 5%.
- (b) to (d): shape effects of around a 20% are observed for events in the high central and forward jet multiplicity regions, as well as in the high pseudo rapidity region ($2.5 < |\eta| < 4.5$) where the extra jet in $tW \rightarrow tW$ scattering is expected.

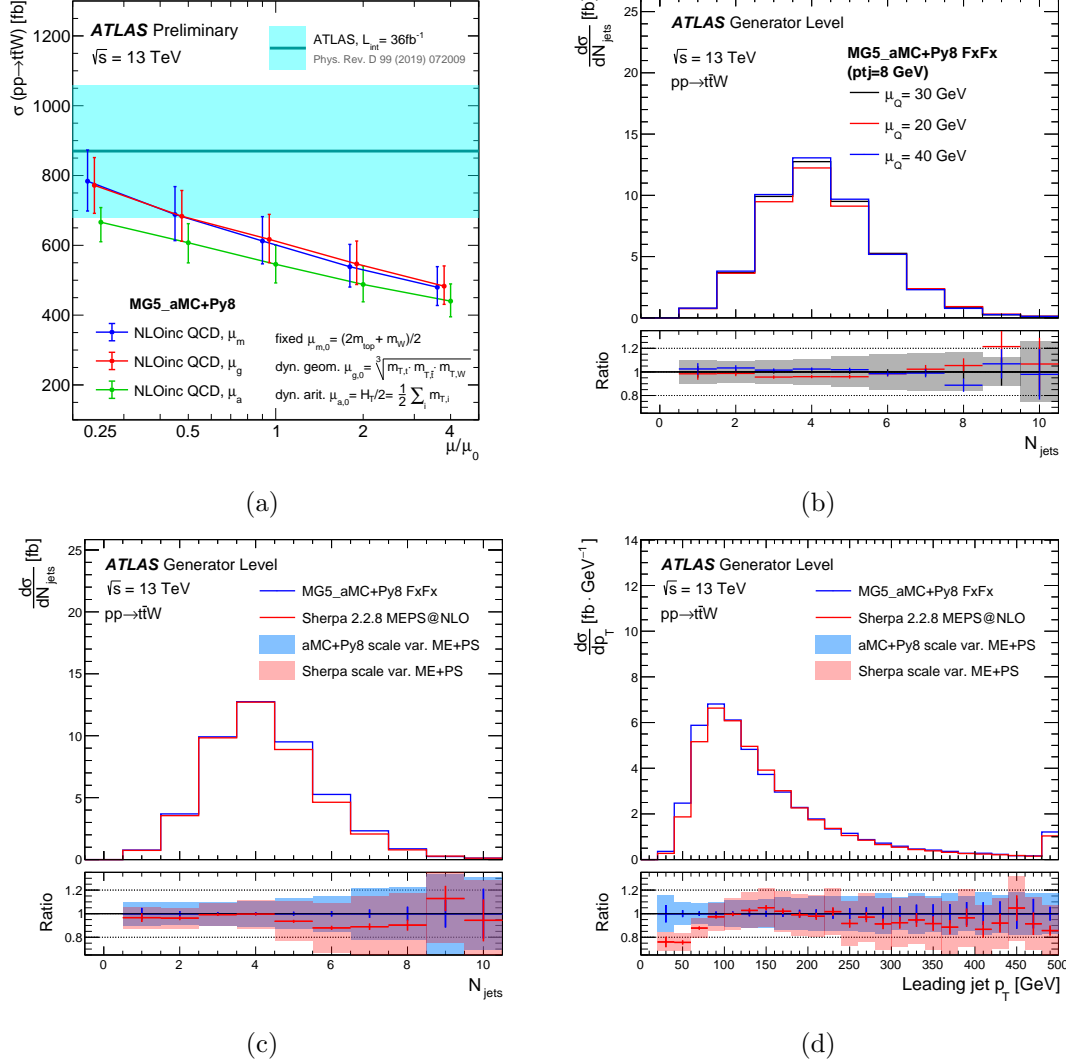


Figure 2: (a): Cross-section dependence with three functional forms of the μ_R and μ_F scales. (b): MG5_AMC@NLO FxFx samples parameter variations. (c) and (d): Comparisons between the MG5_AMC@NLO and SHERPA2.2.8 MC generators. The vertical error lines show the 7-point scale variations for (a), while for the rest they indicate the MC statistical uncertainty and the shaded bands represent these scale variations. Figures from Ref. [11].

5 Conclusions

From these studies including higher order effects in both QCD and EW it is clear that we still don't have the whole picture for the $t\bar{t}W$ process. The choice of the functional

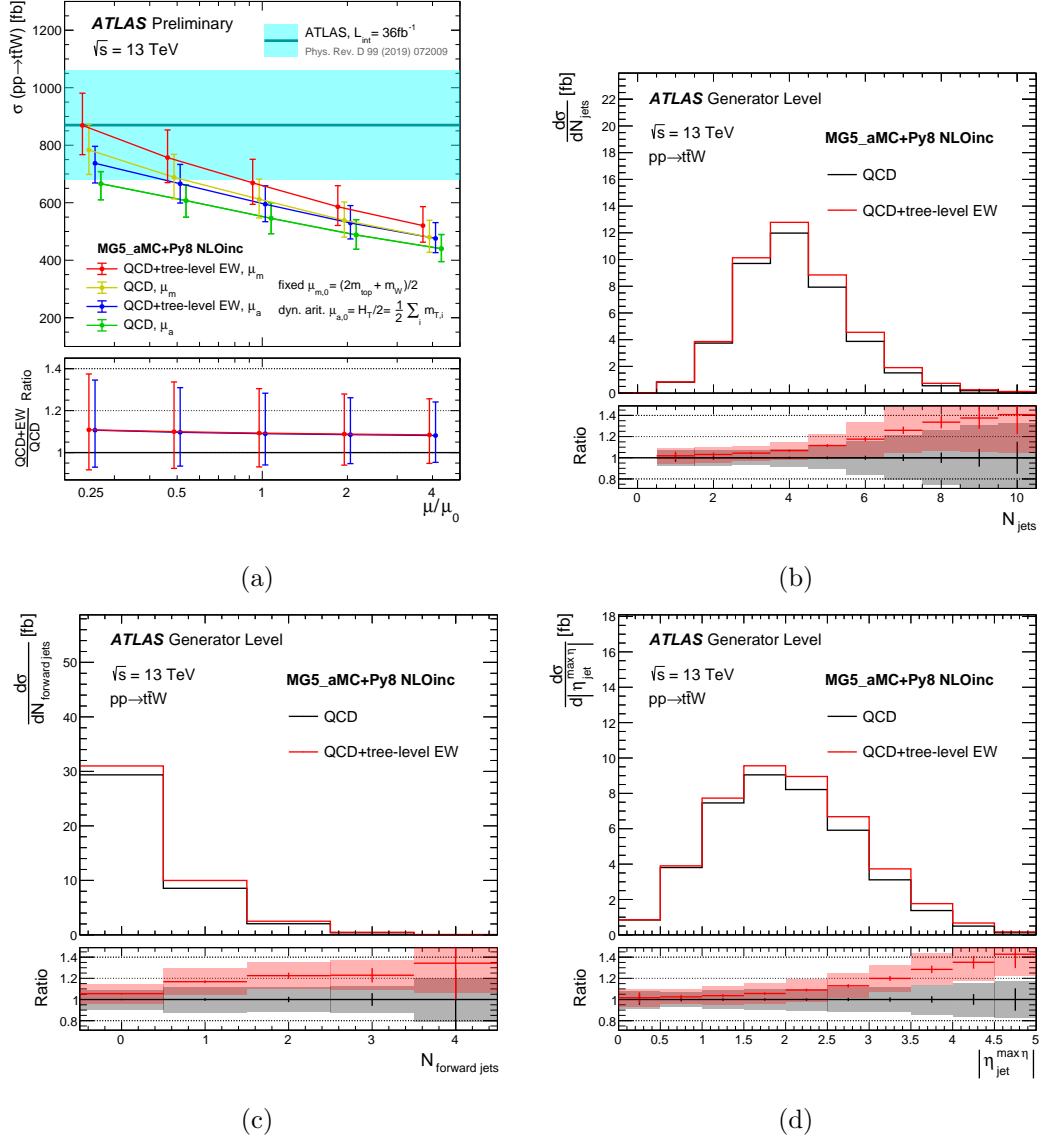


Figure 3: (a): Cross-section dependence with two functional forms of the μ_R and μ_F scales. (b) to (d): Effect of the “tree-level EW” contribution for MG5_AMC@NLO for some kinematic variable distributions. The vertical error lines show the 7-point scale variations for (a), while for the rest they indicate the MC statistical uncertainty and the shaded bands represent these scale variations. Figures from Ref. [11].

form of the μ_R and μ_F scales as well as their values can change the predictions substantially. The addition of multileg setups and EW corrections also have a 10% impact on the cross-section values. The former seem to be in agreement across

different MC generators and also consistent within relevant parameter variations (such as μ_Q); while the latter further increase the cross-section and have considerable shape effects in some kinematic distributions. These results are documented in Ref. [11].

Copyright 2021 CERN for the benefit of the ATLAS Collaboration. CC-BY-4.0 license.

References

- [1] F. Maltoni, M. L. Mangano, I. Tsirikos and M. Zaro, *Phys. Lett. B* **736** (2014), 252-260 doi:10.1016/j.physletb.2014.07.033 [arXiv:1406.3262 [hep-ph]].
- [2] CMS Collaboration, *JHEP* **08** (2018), 011 doi:10.1007/JHEP08(2018)011 [arXiv:1711.02547 [hep-ex]].
- [3] ATLAS Collaboration, *Phys. Rev. D* **99** (2019) no.7, 072009 doi:10.1103/PhysRevD.99.072009 [arXiv:1901.03584 [hep-ex]].
- [4] D. de Florian *et al.* [LHC Higgs Cross Section Working Group], doi:10.23731/CYRM-2017-002 [arXiv:1610.07922 [hep-ph]].
- [5] J. Alwall, R. Frederix, S. Frixione, V. Hirschi, F. Maltoni, O. Mattelaer, H. S. Shao, T. Stelzer, P. Torrielli and M. Zaro, *JHEP* **07** (2014), 079 doi:10.1007/JHEP07(2014)079 [arXiv:1405.0301 [hep-ph]].
- [6] T. Sjöstrand, S. Ask, J. R. Christiansen, R. Corke, N. Desai, P. Ilten, S. Mrenna, S. Prestel, C. O. Rasmussen and P. Z. Skands, *Comput. Phys. Commun.* **191** (2015), 159-177 doi:10.1016/j.cpc.2015.01.024 [arXiv:1410.3012 [hep-ph]].
- [7] R. Frederix and S. Frixione, *JHEP* **12** (2012), 061 doi:10.1007/JHEP12(2012)061 [arXiv:1209.6215 [hep-ph]].
- [8] E. Bothmann *et al.* [Sherpa], *SciPost Phys.* **7** (2019) no.3, 034 doi:10.21468/SciPostPhys.7.3.034 [arXiv:1905.09127 [hep-ph]].
- [9] C. Gütschow, J. M. Lindert and M. Schönherr, *Eur. Phys. J. C* **78** (2018) no.4, 317 doi:10.1140/epjc/s10052-018-5804-2 [arXiv:1803.00950 [hep-ph]].
- [10] R. Frederix, D. Pagani and M. Zaro, *JHEP* **02** (2018), 031 doi:10.1007/JHEP02(2018)031 [arXiv:1711.02116 [hep-ph]].
- [11] ATLAS Collaboration, ATL-PHYS-PUB-2020-024, url: <https://cds.cern.ch/record/2730584>
- [12] ATLAS Collaboration, 2008 JINST 3 S08003