

Zero-Shot Learning Based on Knowledge Sharing

Zeng Ting, Xiang Hongxin, Xie Cheng*, Yang Yun, Liu Qing

School of Software, Yunnan University, China

*The Corresponding Author xiecheng@ynu.edu.cn

Abstract—Zero-Shot Learning (ZSL) is an emerging research that aims to solve the classification problems with very few training data. The present works on ZSL mainly focus on the mapping of learning semantic space to visual space. It encounters many challenges that obstruct the progress of ZSL research. First, the representation of the semantic feature is inadequate to represent all features of the categories. Second, the domain drift problem still exists during the transfer from semantic space to visual space. In this paper, we introduce knowledge sharing (KS) to enrich the representation of semantic features. Based on KS, we apply a generative adversarial network to generate pseudo visual features from semantic features that are very close to the real visual features. Abundant experimental results from two benchmark datasets of ZSL show that the proposed approach has a consistent improvement.

Index Terms—Zero-Shot learning, semantic representation, semantic augmentation, domain drift

I. INTRODUCTION

The ways to obtain training data are more comfortable since there are more and more annotated datasets available online in recent years. However, how to extend the classification to a large number of classes if the training samples of some classes do not available is still a critical challenge. The interesting thing is, compared to the computer, the human can always infer the unseen objects even he/she did not ever see the objects before. Indeed, human has a unique ability to use the existing knowledge to "imagine" the unseen object. Inspired by the idea, Zero-Shot learning [18], [23], [32] has become a common method to classify unseen objects without seeing the samples.

The main challenge of ZSL is how to recognize novel classes without accessing any labeled sample of these classes. So far, many methods have emerged to deal with unseen classes without samples. Some methods [18], [30], [34] use the text attribute to predict unseen objects but do not get a good result. Some other methods consider the ZSL task as a mapping problem [17]. It maps the relationships between semantic space and visual space. However, these mapping-based approaches would encounter the domain drift problem that has many limitations. The recent work [36] uses the generative adversarial network (GAN) to generate unseen visual features. It achieves the highest accuracy in two benchmarks of ZSL. However, the approach suffers from both inadequate semantic representation and domain drift problem.

In this paper, we focus on two critical problems in ZSL. The first one is domain shift [10]. For example, Zebra and Pig share the same 'hasTail' semantic attribute, but the visual appearance of their tails is different. Similarly,

Pig's other attributes features are visually different from the corresponding attributes features of Zebra. Therefore, such a difference will reduce the recognition rate of ZSL. The second problem is inadequate semantics. For models, it is challenging to recognize unseen objects only with semantic knowledge learned from seen classes. To address these issues, the KS method is used to augment semantic representation. By merging several class texts with high similarity, we can introduce the text description of unseen classes into seen classes, to reduce the knowledge gap between seen classes and unseen classes. Our method for zero-shot learning that achieved 43.95% and 37.02% on SCS-split and 11.31% and 9.26% on SCE-split on Caltech UCSD Birds-2011(CUB) [31] and North America Birds(NAB) [13] datasets separately.

II. RELATED WORK

A. Zero-Shot Learning

The classic ZSL methods start with training seen classes and gain knowledge about attributes, then inference unseen classes and classify unseen objects via known knowledge. In 2009, ZSL's pioneering work [18] proposed Direct Attribute Prediction(DAP). It learns the attribute classifier firstly and then seeks the most promising unseen class. There are some similar works [15], [30], [34]. These works either ignore the relation between attributes or map the visual feature space directly to the semantic space, reducing the accuracy of ZSL greatly. In 2018, [36] combined GAN and ZSL and transformed ZSL into an imagination problem. It composes visual features rather than synthetic images through a conditional GAN while ensuring the unseen distinguish between classes and the diversity of synthetic data with the class. Given this, we combined GAN and KS, which greatly improved performance.

B. Generative Adversarial Network

GAN [11] mainly consists of two models: 1) a generative model G, and 2) a discriminative model D that contest against each other. Since GAN was born, it has achieved excellent performance on ZSL because of its ability to generate realistic images [11] [28]. However, the instability in training and mode collapse become its main shortcomings. To alleviate these problems and improve the quality of artificial samples, many methods have been proposed. M. Arjovsky proposed WGAN [3] and WGAN-GP [12] to optimize GAN on an approximate Wasserstein distance by enforcing 1-Lipschitz smoothness.

LS-GAN [20] offers a simple but effective solution by replacing the cross-entropy loss of GAN with a least-square loss that pushes the scores of real and fake samples to different decision boundaries. David Berthelot et al. proposed BEGAN [5] in 2017, which can train with a simple network and solve model collapse. Among these excellent GANs, we choose the most popular GAN variant, ACGAN [22], as the basic architecture of our model in this paper. ACGAN will be detailed in Chapter III. ACGAN has gained great achievement in training stability and generating a result.

III. THE APPROACH

As described in [4], [24], [32], most types of ZSL methods can be unified into an embedding-based framework. We wanted to find a semantic-to-visual mapping that would give the model an ability to “imagine”. Similar works [1], [2], [19], [27], [29], [33], [35], [36] show that this approach yielded optimistic results. Therefore, the core of the proposed method is to design a scheme that can transform semantic features into visual features better and improve the recognition accuracy of unseen classes. Our method, like [36], adopts the framework of ACGAN to transform semantic features into visual features. Fig.1 shows the overall architecture. Section III-A introduces the process of extracting visual features from input images. Section III-B introduces the process of extracting semantic features from texts. Section III-C details the structure of GAN. Finally, Section III-D describes the steps to train model and test.

A. Visual Representation

Firstly, regions of input images were detected through fast-RCNN with VGG16 backbone. Then, the detected regions are input into the visual encoder subnet, and it will eventually be encoded into 512-dimensional feature vectors for each part. The visual features are extracted by concatenating the 512 dimensional features of each part.

B. Semantic Representation

1) *Preprocessing*: Some preprocessing works, which are removing stop words and porter stemmor [25], need to be carried out before Wikipedia text is transformed into semantic features.

2) *Knowledge Sharing*: Fig.2 shows a scatter diagram of class names encoded by word2vec mapped to two-dimensional space by the t-SNE method. It can be seen that green jay and blue jay are relatively close to each other because they have the same parent, jay. Furthermore, they also have certain similarities in environment and habits. While green jay and pomarine jaeger are very far apart due to different parents. However, not belonging to the same parent class, the more similar. For example, green jay and green violetear do not belong to the same parent class and are closer to each other than florid jay because of similar habits and same colors. Therefore, super parent, color and habit all can decide the distance of classes. Next, we will describe the process in detail. For each class $c \in C$, we first use word2vec to

embed their class names into a vector space and get $embed(c)$. According to the embedding vector, a class similarity matrix $SM \in R^{n \times n}$ can be obtained by calculating the similarity of each class. For each class c , we rank the similarity of each class and combine the text of top k classes. Finally, the TF-IDF method is used to encode each class of text as the input of the method to extract semantic features. Pseudo-code for the KS method is provided in algorithm 1.

Algorithm 1: KS algorithm

Input: Total number of unique labels n , Similarity descending ranking k , text encoder Φ , word2vec model $w2v$, class name of each class E , original wiki articles of each class A_o ;

Output: similarities matrix between classes $SM \in R^{n \times n}$, similarity-based wiki articles A_s , encoded text vectors $\Phi(A_s)$;

```

1 Initialize  $M_s = \emptyset, A_s = A_o$ ;
2 for  $i = 1; i \leq n; i++$  do
3    $s1 = w2v(E_i)$ ;
4   for  $j = 1; j \leq n; j++$  do
5      $s2 = w2v(E_j)$ ;
6      $similarity = distance(s1, s2)$ ;
7      $M_s[i][j] = similarity$ ;
8   end
9   Rank  $M_s[i]$  in descending order and select the top  $k$  classes, and mark them as  $k_c$ ;
10  . for  $c = 1; c \leq k; c++$  do
11    | Add the wiki article of class  $k_c$  to  $A_s^i$ ;
12  end
13 end
14  $\Phi(A_s) \leftarrow$  encoding  $A_s$  with TFIDF encoder;
15 return  $M_s, A_s, \Phi(A_s)$  ;
```

C. Generator and Discriminator

The generator (G_θ for short, θ is parameters of the generator) is a multi-layer perceptron consisting of a full connection layer with random noise z , a full connection layer with LeakRelu activation function and a full connection layer with Tanh activation function. The semantic features T , obtained by describing the method in Section III-B, are used as input to the generator. Fake visual features \tilde{x} can be generated by $G_\theta(T, z)$.

The discriminator (D_ω for short) accepts the fake visual features from G_θ and the real visual features extracted from the real image as input. These features are input to a fully connected layer with ReLu activator for further feature extraction. Finally, the two subnetworks are used to judge whether the visual features are real or fake, and the corresponding classification labels of the visual features.

D. Training and Testing

The complete steps to train and test the model are divided into four steps, followed by a detailed description of each step:

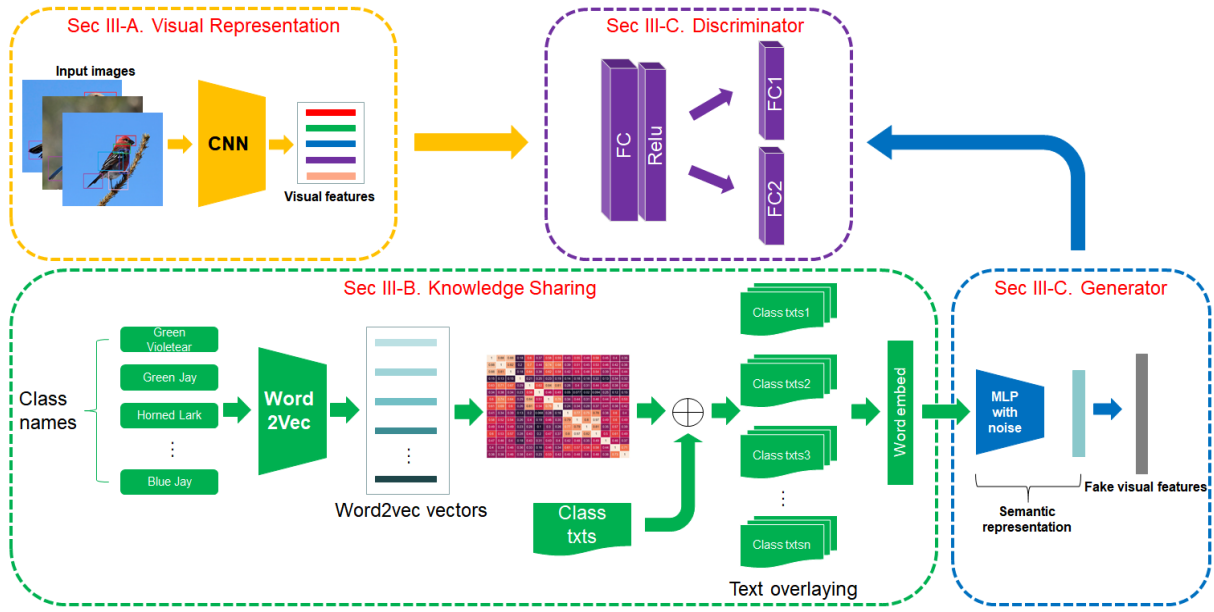


Fig. 1. Overall architecture: Fast RCNN with the vgg16 backbone is used to detect every part of the input image (head, tail, foot,...). Each detected part is extracted by the CNN model. The extracted features are spliced together to form real visual features (Sec III-A). Word2vec is used to map class names to 100-dimensional word vectors. The class similarity matrix consists of the Euclidean distance of the word vector corresponding to a pair of class names. Then, the text of each class is updated to the total text of the top k classes. These new texts are embedded into the semantic vector by TF-IDF method (Sec III-B). The generator is used to map semantic vectors to pseudo visual features (SEC III-C) with the same dimension as the real visual features. Its purpose is to use pseudo visual features to cheat the discriminator. Finally, the discriminator is trained to use real visual features and pseudo visual features (SEC III-C). The purpose of the discriminator is to correctly classify the visual features and distinguish the true and false world features.

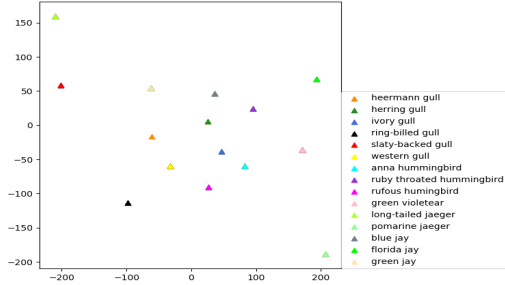


Fig. 2. t-SNE visualization of class features, which is embedded by the word2vec method, selected from classes in CUB randomly. The closer the two categories are, the higher their similarity are.

Step1. Training Word2vec Model: Before implementing the KS algorithm, out of vocabulary (OOV) exists in the pre-trained word2vec model, the word2vec model requires retraining using Wikipedia text from English wiki pages, CUB and NAB.

Step2. Constructing Similarity-Based Text: Using the KS method to construct new similarity-based text. See the algorithm 1 for details.

Step3. Training GAN Model: To train GAN model, x_i and $\Phi(A_s^i)$ forms visual-semantic pairs as input of GAN. The discriminator is used to distinguish the real and fake input samples and to predict the labels of visual features. The generator is optimized to fool the discriminator.

Step4. Testing for Zero-Shot: After model training, it is

easy to generate pseudo-visual features of $G_\theta(T, z)$ according to the description text of a certain category c . Text features t_u and random noises z are used to generate n pseudo-visual features for each category as training samples. These training samples are used to train a machine learning model. For visual features of each unseen class image, the classifier is used to classify it directly.

IV. EXPERIMENTS

A. Datasets Settings

Two benchmark datasets, Caltech UCSD Birds-2011(CUB) and North America Birds(NAB), are used to make a comparison between our approach and the state-of-the-art approaches. There are 11788 images from 200 classes in CUB dataset. While, the NAB dataset contains more images, with 49,562 images in 1011 classes. Besides, the original texts from English Wikipedia-v01.02.2016 are used in this paper. Word2vec method is used to embed class names into semantic vectors, and Euclidean distance is used to calculate the similarity between semantic vectors. The similarity matrix of CUB data classes is shown in Fig.3. Categories with the same superclass have high similarity. For example, the similarity between heermann gull and herring gull is 84% since they have the same superclass, gull. However, heermann gull and florida jay, do not belong to a superclass, are only 17% similar. It is worth noting that the similarity of different superclasses is not necessarily lower than that of the same superclass. The similarity of green Jay and Florida Jay (67%) is lower than that of green Jay and green violetear (68%).

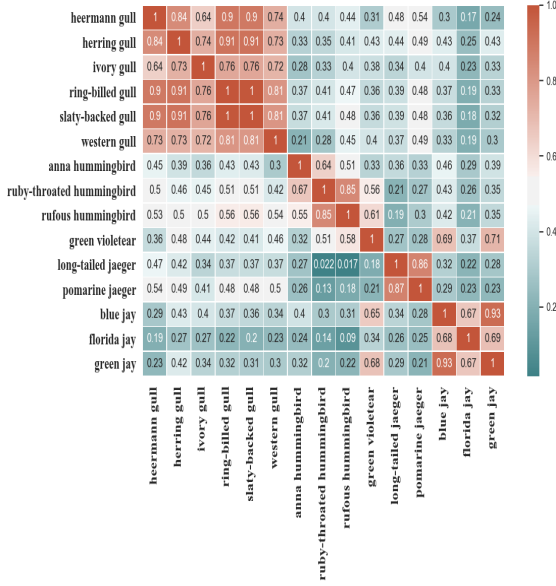


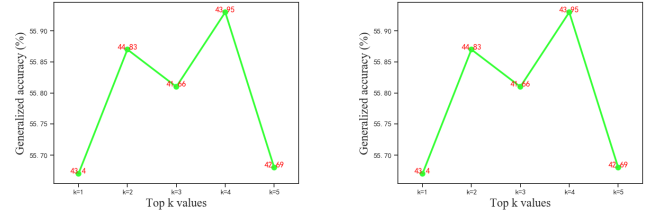
Fig. 3. Similarity matrix for class names. Each value in the figure represents the similarity between the category name corresponding to the X-axis and the Y-axis. These similarity values are calculated using word2vec and Euclidean distance.

Super-Category-Shared splitting (SCS) and Super-Category-Exclusive splitting (SCE) are two commonly used split settings [9], [14], [16]. In the SCS-split, there must be a seen class that belongs to the same superclass as the unseen class. For example, “Laysan Albatross” and “Black-Footed Albatross” are in the seen classes and the unseen classes respectively, they have the same superclass, “Albatross”. In the SCE-split, there is no shared superclass between seen classes and unseen classes. In the NAB dataset, “Scarlet Tanager” is selected as the seen classes, and all classes with “Tanager” as superclass will be selected as seen classes.

B. Training Details and Parameters

1) *Textual Features*: Firstly, the KS method is used to superimpose Wikipedia text of each class. Then, Wikipedia text processed by the KS method needs to be cleaned up by removing stop words, porter stemmer, and tokenized methods. Finally, Wikipedia text is represented using Term Frequency-Inverse Document Frequency(TF-IDF). The extracted TF-IDF feature dimensions are 7551 and 13217 for the CUB2011 and NAB Wikipedia data sets, respectively.

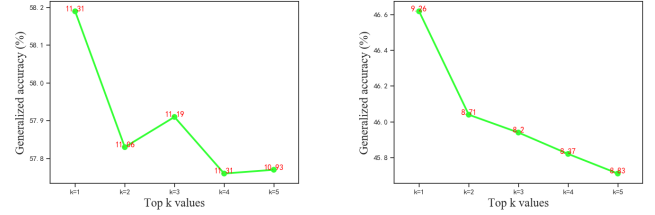
2) *Visual Features*: There are seven parts: (1) head, (2) back, (3) belly, (4) breast, (5) leg, (6) wing and (7) tail in each input image. These parts are divided for capturing the different characteristics of birds. For each part of birds, a 512-dimensional vector can be attained by using MLPs with two hidden layers(each with size 512). For the CUB2011 dataset, seven parts of birds are all used as visual features, while in NAB, the “leg” part is deleted. Therefore, the feature dimensions extracted from CUB2011 and NAB datasets are



(a) CUB Dataset

(b) NAB Dataset

Fig. 4. Generalized Accuracy on two benchmarks datasets with SCS-split



(a) CUB Dataset

(b) NAB Dataset

Fig. 5. Generalized Accuracy on two benchmarks datasets with SCE-split

3584 and 3072, respectively.

3) *Model Setting*: Different super parameters k ($k = 1, 2, 3, 4, 5$) are set for the KS method in Section IV-D. We use Adam as the optimizer of the model, with its default parameters $\beta_1 = 0.9$, $\beta_2 = 0.999$ and learning rate $\eta = 0.001$. We train our model until the maximum number of iterations $maxiter = 10000$ and the size of each batch of data $batchsize = 1000$ is set. Every 40 iterations, KNN ($k = 20$) is trained to evaluate the performance of the method in seen and unseen classes. The highest generalized accuracy of seen class corresponding to the unseen class accuracy is selected as the final result. We usually use 0.5 as the threshold of our classification results. If the classification probability is higher than 0.5, it is true, and if it is less than 0.5, it is false. The generalization accuracy uses different thresholds as probability results to calculate the average accuracy under different thresholds.

C. Evaluation Metric

The popular Top-1 accuracy is used to evaluate the predictive performance of our model in ZSL. Top-1 accuracy is a widely used evaluation metric [21], [32]. It calculates the proportion of correctly labeled samples to the total test samples and chooses the highest prediction probability as the final result.

D. Hyper Parameter Study

Different hyperparameters are set to evaluate their effect on the model. Fig.4, 5 show the generalized accuracy curves on the two benchmark datasets with varying methods of splitting and different hyperparameters. As shown in Fig.4 and Fig.5, the value of hyperparameter setting is represented with the

horizontal axis, the generalization accuracy of the seen classes is represented with the vertical axis, and the corresponding accuracy of the seen class is represented with red value in the curve. The hyperparameters with the highest generalization accuracy will be selected as the parameter of the model. Therefore, the model needs different hyperparameters values for different settings. For CUB, the k value of $top-k$ is set as 4 and 1 in SCS and SCE cases, respectively. While for NAB, the k value of $top-k$ is 3 and 1 in the case of SCS and SCE, respectively. $top-k$ represents the sharing of k classes of text.

E. Comparative Methods

Ten newest methods are used to compare with KS for comparing: MCZSL [1], WAC-Linear [7], WAC-Kernel [8], ESZSL [27], SJE [2], ZSLNS [26], SynCfast [6], SynCOVO [6], ZSLPP [9], and GAN-ZSL [36]. All the comparison methods used the same splits. Therefore, it is convenient to cite the results from [36] and the literature for fair comparisons. The method adopts two datasets segmentation methods of SCE and SCS. It performs performance evaluation on two benchmark datasets. As shown in Table I, it is obvious that our method has achieved the most advanced result. It is worth noting that ZSL still has some challenges on SCE. Nevertheless, our method still improved by 9.8% and 7.7% than GAN-ZSL on the CUB dataset and NAB dataset with SCE-split, respectively. Similarly, our approach has yielded considerable results on SCS.

TABLE I
TOP-1 ACCURACY (%) ON CUB AND NAB DATASETS WITH TWO SPLIT SETTINGS

Methods	CUB		NAB	
	SCS	SCE	SCS	SCE
MCZSL [1]	34.7	-	-	-
WAC-Linear [7]	27.0	5.0	-	-
WAC-Kernel [8]	33.5	7.7	11.4	6.0
ESZSL [27]	28.5	7.4	24.3	6.3
SJE [2]	29.9	-	-	-
ZSLNS [26]	29.1	7.3	24.5	6.8
SynCfast [6]	28.0	8.6	18.4	3.8
SynCOVO [6]	12.5	5.9	-	-
ZSLPP [9]	37.2	9.7	30.3	8.1
GAN-ZSL [36]	43.7	10.3	35.6	8.6
Ours	43.95	11.31	37.02	9.26

F. Generalized Zero-shot Learning

A more general evaluation criterion is needed [36] since it is not enough to consider the performance of the unseen classes in ZSL. This metric takes into account the accuracy of both seen and unseen classes. A balance parameter is used to plot the curves of the seen classes and unseen classes (SUC). The area under SUC (AUSUC) is used to represent the generalization ability of the ZSL model. Fig 6 and 7 show the AUSUC scores between our method and other methods. The AUSUC score of our method is increased by 18.62% and 16.55%, respectively on two benchmarks datasets with SCE splitting compared with other highest methods. In SCS-split,

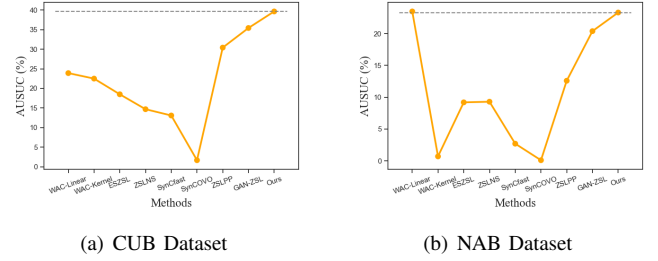


Fig. 6. AUSUC on two benchmarks datasets with SCS-split

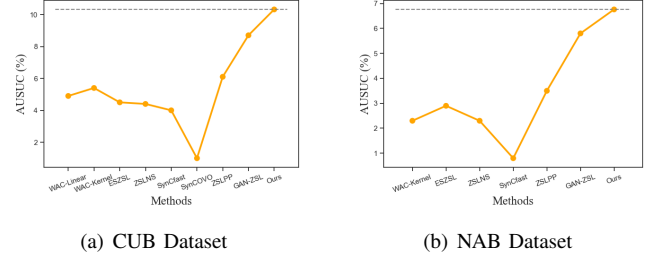


Fig. 7. AUSUC on two benchmarks datasets with SCE-split

11.92% improvement appears in the CUB dataset. On the NAB dataset, the AUSUC value slightly decreased, only 0.73%.

V. CONCLUSION

In this paper, we propose a new method using knowledge sharing (KS) to augment class semantic to improve the accuracy of image classification in ZSL. Two major problems in ZSL task were solved: domain shift and semantic representation incomplete. Compared with the existing methods, the proposed method has achieved better results on CUB and NAB datasets. Our future work mainly includes two aspects. Firstly, semi-supervised learning is introduced to suppress domain drift further; Secondly, a knowledge map is added to better express semantic information.

REFERENCE

- [1] Zeynep Akata, Mateusz Malinowski, Mario Fritz, and Bernt Schiele. Multi-cue zero-shot learning with strong supervision. In *Proceedings of the IEEE Conference on Computer Vision and Pattern Recognition*, pages 59–68, 2016.
- [2] Zeynep Akata, Scott Reed, Daniel Walter, Honglak Lee, and Bernt Schiele. Evaluation of output embeddings for fine-grained image classification. In *The IEEE Conference on Computer Vision and Pattern Recognition (CVPR)*, June 2015.
- [3] Martin Arjovsky, Soumith Chintala, and Bottou. Wasserstein gan. 2017.
- [4] Jimmy Lei Ba, Kevin Swersky, Sanja Fidler, and Ruslan Salakhutdinov. Predicting deep zero-shot convolutional neural networks using textual descriptions. 2015.
- [5] David Berthelot, Thomas Schumm, and Luke Metz. Began: Boundary equilibrium generative adversarial networks. *arXiv preprint arXiv:1703.10717*, 2017.
- [6] Soravit Changpinyo, Wei Lun Chao, Boqing Gong, and Fei Sha. Synthesized classifiers for zero-shot learning. In *Computer Vision & Pattern Recognition*, 2016.
- [7] Mohamed Elhoseiny. Write a classifier: Zero shot learning using purely textual descriptions. In *IEEE International Conference on Computer Vision*, 2014.

- [8] Mohamed Elhoseiny, Ahmed Elgammal, and Babak Saleh. Write a classifier: Predicting visual classifiers from unstructured text. *IEEE Transactions on Pattern Analysis & Machine Intelligence*, PP(99):1–1, 2016.
- [9] Mohamed Elhoseiny, Yizhe Zhu, Zhang Han, and Ahmed Elgammal. Link the head to the "beak": Zero shot learning from noisy text description at part precision. In *Computer Vision & Pattern Recognition*, 2017.
- [10] Yanwei Fu, Timothy M Hospedales, Tao Xiang, and Shaogang Gong. Transductive multi-view zero-shot learning. *IEEE transactions on pattern analysis and machine intelligence*, 37(11):2332–2345, 2015.
- [11] Ian Goodfellow, Jean Pouget-Abadie, Mehdi Mirza, Bing Xu, David Warde-Farley, Sherjil Ozair, Aaron Courville, and Yoshua Bengio. Generative adversarial nets. In Z. Ghahramani, M. Welling, C. Cortes, N. D. Lawrence, and K. Q. Weinberger, editors, *Advances in Neural Information Processing Systems 27*, pages 2672–2680. Curran Associates, Inc., 2014.
- [12] Ishaan Gulrajani, Faruk Ahmed, Martin Arjovsky, Vincent Dumoulin, and Aaron Courville. Improved training of wasserstein gans. 2017.
- [13] Grant Van Horn, Steve Branson, Ryan Farrell, Scott Haber, and Serge Belongie. Building a bird recognition app and large scale dataset with citizen scientists: The fine print in fine-grained dataset collection. In *Computer Vision & Pattern Recognition*, 2015.
- [14] R Lily Hu, Caiming Xiong, and Richard Socher. Zero-shot image classification guided by natural language descriptions of classes: A meta-learning approach.
- [15] Dinesh Jayaraman and Kristen Grauman. Zero-shot recognition with unreliable attributes. In Z. Ghahramani, M. Welling, C. Cortes, N. D. Lawrence, and K. Q. Weinberger, editors, *Advances in Neural Information Processing Systems 27*, pages 3464–3472. Curran Associates, Inc., 2014.
- [16] Zhong Ji, Yanwei Fu, Jichang Guo, Yanwei Pang, Zhongfei Mark Zhang, et al. Stacked semantics-guided attention model for fine-grained zero-shot learning. In *Advances in Neural Information Processing Systems*, pages 5995–6004, 2018.
- [17] Elyor Kodirov, Tao Xiang, and Shaogang Gong. Semantic autoencoder for zero-shot learning. In *The IEEE Conference on Computer Vision and Pattern Recognition (CVPR)*, July 2017.
- [18] C. H. Lampert, H. Nickisch, and S. Harmeling. Learning to detect unseen object classes by between-class attribute transfer. In *2009 IEEE Conference on Computer Vision and Pattern Recognition*, pages 951–958, June 2009.
- [19] Jimmy Lei Ba, Kevin Swersky, Sanja Fidler, et al. Predicting deep zero-shot convolutional neural networks using textual descriptions. In *Proceedings of the IEEE International Conference on Computer Vision*, pages 4247–4255, 2015.
- [20] Xudong Mao, Qing Li, Haoran Xie, Raymond Y. K. Lau, Zhen Wang, and Stephen Paul Smolley. Least squares generative adversarial networks. 2016.
- [21] Ye Meng and Yuhong Guo. Self-training ensemble networks for zero-shot image recognition. 2018.
- [22] Augustus Odena, Christopher Olah, and Jonathon Shlens. Conditional image synthesis with auxiliary classifier gans.
- [23] Mark Palatucci, Dean Pomerleau, Geoffrey E. Hinton, and Tom M. Mitchell. Zero-shot learning with semantic output codes. In *International Conference on Neural Information Processing Systems*, 2009.
- [24] Ayyappa Kumar Pambala, Titir Dutta, and Soma Biswas. Unified generator-classifier for efficient zero-shot learning. 2019.
- [25] M. F. Porter. An algorithm for suffix stripping. In *Readings in Information Retrieval*, 2013.
- [26] Ruizhi Qiao, Lingqiao Liu, Chunhua Shen, and Anton Van Den Hengel. Less is more: zero-shot learning from online textual documents with noise suppression. 2016.
- [27] Bernardino Romera-Paredes and Philip Torr. An embarrassingly simple approach to zero-shot learning. In *International Conference on Machine Learning*, pages 2152–2161, 2015.
- [28] ERATING IMAGES SEPARATELY. 3 c-gan : A n condition-context-composite generative adversarial networks for generating images separately. 2017.
- [29] Yutaro Shigeto, Ikumi Suzuki, Kazuo Hara, Masashi Shimbo, and Yuji Matsumoto. Ridge regression, hubness, and zero-shot learning. In *Joint European Conference on Machine Learning and Knowledge Discovery in Databases*, pages 135–151. Springer, 2015.
- [30] M. Suzuki, H. Sato, S. Oyama, and M. Kurihara. Transfer learning based on the observation probability of each attribute. In *2014 IEEE International Conference on Systems, Man, and Cybernetics (SMC)*, pages 3627–3631, Oct 2014.
- [31] C. Wah, S. Branson, P. Welinder, P. Perona, and S. Belongie. The Caltech-UCSD Birds-200-2011 Dataset. Technical report, 2011.
- [32] Yongqin Xian, Bernt Schiele, and Zeynep Akata. Zero-shot learning - the good, the bad and the ugly. 2017.
- [33] Yongxin Yang and Timothy M Hospedales. A unified perspective on multi-domain and multi-task learning. *arXiv preprint arXiv:1412.7489*, 2014.
- [34] Xiaodong Yu and Yiannis Aloimonos. Attribute-based transfer learning for object categorization with zero/one training example. In Kostas Daniilidis, Petros Maragos, and Nikos Paragios, editors, *Computer Vision – ECCV 2010*, pages 127–140, Berlin, Heidelberg, 2010. Springer Berlin Heidelberg.
- [35] Li Zhang, Tao Xiang, and Shaogang Gong. Learning a deep embedding model for zero-shot learning. In *Proceedings of the IEEE Conference on Computer Vision and Pattern Recognition*, pages 2021–2030, 2017.
- [36] Yizhe Zhu, Mohamed Elhoseiny, Bingchen Liu, Xi Peng, and Ahmed Elgammal. A generative adversarial approach for zero-shot learning from noisy texts. In *The IEEE Conference on Computer Vision and Pattern Recognition (CVPR)*, June 2018.