

# Images, Emotions, and Credibility: Effect of Emotional Facial Images on Perceptions of News Content Bias and Source Credibility in Social Media

ALIREZA KARDUNI, RYAN WESSLEN\*, DOUGLAS MARKANT\*, and WENWEN DOU\*, University of North Carolina at Charlotte, United States

Images are an indispensable part of the news content we consume. Highly emotional images from sources of misinformation can greatly influence our judgements. We present two studies on the effects of emotional facial images on users' perception of bias in news content and the credibility of sources. In study 1, we investigate the impact of happy and angry facial images on users' decisions. In study 2, we focus on sources' systematic emotional treatment of specific politicians. Our results show that depending on the political orientation of the source, the cumulative effect of angry facial emotions impacts users' perceived content bias and source credibility. When sources systematically portray specific politicians as angry, users are more likely to find those sources as less credible and their content as more biased. These results highlight how implicit visual propositions manifested by emotions in facial expressions might have a substantial effect on our trust of news content and sources.

Additional Key Words and Phrases: emotion, images, facial expressions, misinformation, credibility, bias

## ACM Reference Format:

Alireza Karduni, Ryan Wesslen, Douglas Markant, and Wenwen Dou. 2018. Images, Emotions, and Credibility: Effect of Emotional Facial Images on Perceptions of News Content Bias and Source Credibility in Social Media. 1, 1 (March 2018), 23 pages. <https://doi.org/10.1145/1122445.1122456>

## 1 INTRODUCTION

Following the turbulent 2020 United States presidential election, the storming of the capitol by rioters was a shock to many worldwide observers. Observing such an incident, we might ask what caused rioters to not believe the integrity of the election. More specifically, what causes audiences to find sources producing such misinformation as credible, trust these sources, and consequently believe their messages? In fact, recent work has shown that beliefs of content accuracy might not necessarily correlate with beliefs of source credibility and truthfulness [37]. This is a very complex problem with many interconnected aspects concerning the sources of news and their agendas, the specific strategies and characteristics they use to produce content, and the cognitive processes of content consumers [9, 38].

News sources curate their text and images with specific styles, tones, and emotions. Mainstream news media and misinformation sources take advantage of highly emotionalized content to influence their audiences [1, 27, 36, 38]. Various studies have shown that these strategies are often effective. People are more likely to be drawn to highly emotionalized news, click on articles associated with

Authors' address: Alireza Karduni, akarduni@unc.edu; Ryan Wesslen, rwesslen@unc.edu; Douglas Markant, dmarkant@unc.edu; Wenwen Dou, wdou1@unc.edu, University of North Carolina at Charlotte, Charlotte, North Carolina, United States.

Permission to make digital or hard copies of all or part of this work for personal or classroom use is granted without fee provided that copies are not made or distributed for profit or commercial advantage and that copies bear this notice and the full citation on the first page. Copyrights for components of this work owned by others than ACM must be honored. Abstracting with credit is permitted. To copy otherwise, or republish, to post on servers or to redistribute to lists, requires prior specific permission and/or a fee. Request permissions from [permissions@acm.org](mailto:permissions@acm.org).

© 2018 Association for Computing Machinery.

XXXX-XXXX/2018/3-ART \$15.00

<https://doi.org/10.1145/1122445.1122456>

extreme emotions, and share headlines with more negative sentiments [3, 26]. Emotional content is also linked to virality on social media [2]. Furthermore, participants' self-reported experience of heightened emotion such as elevated anger or sadness increases their perceived accuracy perceived accuracy of false news of false news but not of factually correct news [16].

In addition to emotional textual content, news and misinformation sources take advantage of social media's highly visual nature by deliberately choosing images that amplify the persuasive power of the text content [38]. Examples of such visual content include images that communicate racist concepts not present within the text [20], politicians in the US and Europe [17], misleading images of historical diseases [8], and deceptive deep-fake images [33]. Images are also shown to impact how users judge the credibility of information sources in several ways. For example, after seeing an image of a brain, users are more likely to believe claims in certain scientific articles [18, 29] while images of smoking increases belief in messages in warning signals [31]. Articles accompanied by alarming images [14] or ones that depict victimization [39] are shown to increase users' selective interaction with the articles. Emotional content in images also impacts the likelihood of people believing a statement. For example, being exposed to highly negative emotional images about different phenomena increases the believability of news content[34]. In comparison to positive imagery, being exposed to negative imagery has been associated with a greater perceived accuracy of false information[25].

This paper investigates how the accumulation of positive or negative facial expressions in images of social media posts affects users' judgments about **content bias** and **source credibility**. Source credibility is a primary factor in the persuasiveness of news sources [7, 37]; while, content bias, defined as "having a perspective that is skewed" is also a distinct element in determining source credibility [37]. We seek to answer the following questions: 1) *how news content accompanied by images with happy (positive) or angry (negative) facial expressions impact users' judgements about the credibility of content and news source*; and 2) *how users' prior attitudes towards political identities impacts their judgements in light of emotional facial depictions of those identities in news content*. To answer these questions, we conducted two consecutive preregistered controlled experiments:

- (1) In study 1, we examined news accounts with highly emotionalized visual content without focusing on specific topics or politicians. We investigated how angry or happy facial expressions in images impact users' judgments about multiple news accounts. Specifically, we evaluated if exposure to highly angry or happy facial expressions impacts users' perception of anonymized right/left leaning and mainstream/misinformation accounts.
- (2) In study 2, we expanded our exploration of how emotions in images impact users' judgments about sources. We focused on sources' with highly emotionalized visual coverage of specific influential politicians such as Donald Trump or Angela Merkel. Furthermore, we investigated how users' prior attitudes towards each politician interact with sources' angry or happy portrayal of those politicians when making judgement about sources.

For both studies, in addition to quantitative analysis, we qualitatively analyzed users' comments about their decisions to interpret the subtleties of users' decisions outcomes under emotionalized visual information. In study one, we observe that users find sources propagating tweets with angry facial expressions as less credible. However, we noticed that this effect is in general reduced by sources' political orientation. We suspected that this reduction could be due to differences in emotional facial expressions of different topics covered by sources in which a source might cover news about one person with angry imagery and others with happy. In study two, we found that when users are exposed to continuous angry coverage of specific politicians, they are more likely to perceive the content as systematically biased and the source as less credible. These studies highlight the importance of visual information in studying and combating misinformation on social media

and the extent to which highly emotionalized visual coverage by sources might impact users' trust in both mainstream and misinformation media across the political spectrum.

## 2 STUDY MOTIVATION, DESIGN, AND IMPLEMENTATION

Considering users' perception of source credibility as a function of the content they consume, we formulate the overall structure of the studies as:

- (1) Users are instructed to go through multiple sets of curated social media posts from **anonymized** sources of news.
- (2) Users are asked to evaluate bias for multiple posts from one source before evaluating credibility.
- (3) In order to take individual differences in the amount of information a user needs to come to a decision into account, we allow users to form opinions after reading and evaluating a non-fixed number of posts. In other words, users are instructed to view as many posts as they need.
- (4) After deciding they have viewed and evaluated enough posts from a source, users are instructed to provide a credibility rating of the source.

This structure is repeated for both studies 1 and 2. The randomized treatments are applied by altering the content users see from each source (details of each controlled experiment is provided in each respective section). Another important aspect of this study is also observing how users' uncertainty changes under different conditions. Tormala and Petty argue that more certain attitudes and judgements have important consequences including guiding behaviors, resistance to persuasion, and being persistent over time [32]. Thus, in addition to eliciting perceptions of content bias and source credibility, we ask users' to provide uncertainty about their judgement. Finally, we also collect users' ratings on sources' political orientations. Finally, we ask users to provide us with a short text description of how they arrived at their decision.

### 2.1 Dependent variables and elicitation method

As suggested by Karduni et al. [10], we aimed to allow users to evaluate bias and credibility on a spectrum as opposed to a binary choice. We elicit users' perceived bias as a continuous number between 0 (unbiased) and 1 (biased). We also elicit users' uncertainty around their decision as a confidence interval in the same range. We elicit users' perceived credibility of a source as a number between 0 (not credible) and 1 (credible). We elicit users' perceived political orientation of a source as a number between -1 (liberal) to 0 (center) and 1 (conservative). For both variables, we elicit users' confidence as a confidence interval range within each respective domain.

To elicit users' beliefs and uncertainty about the perceived bias, credibility, and political orientation variables as a continuous value rather than a binary choice. We adopted a modified version of the Line + Cone technique introduced by Karduni et al. [12] The Line + Cone technique was specifically designed to elicit users' beliefs about correlations between two variables. Within that study, users were instructed to first select a line that best represents their belief and then draw a range that encodes other plausible alternatives to their beliefs. In other words, this method first allows users' belief as a numerical value and a range denoting their uncertainty around the decision.

In this study, we introduce the Line + Range that adopts a similar design approach (See Figure 1). The Line + Range method enables eliciting users' choices in different continuous spectrums such as bias, credibility, or political orientation. This method allows us to elicit users' perceptions as a continuous measure between bounded values while eliciting a range highlighting users' uncertainties in their decisions.

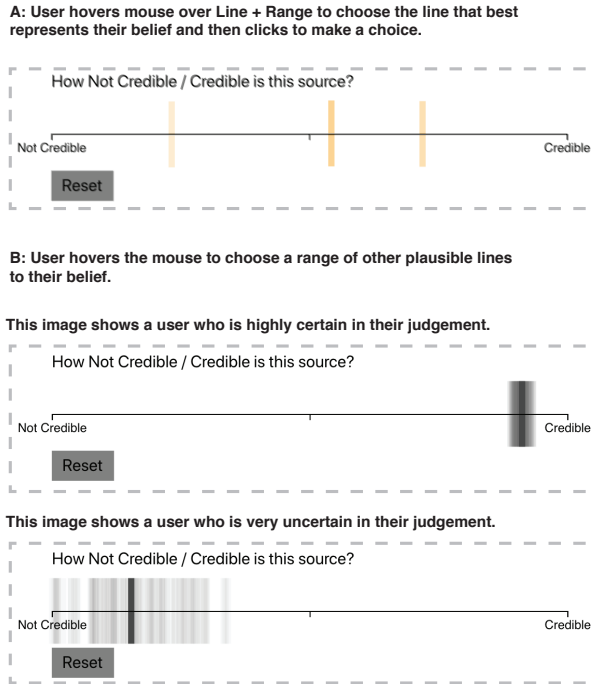


Fig. 1. The Line + Range elicitation method.

## 2.2 Dataset

In this study, we started with the same datasets used in [10, 13] which included a collection of tweets from multiple mainstream sources of news, as well as multiple accounts labeled by third-party sources as being likely to produce hoaxes, propaganda, or in general fake news [36]. To create a dataset of tweets that include facial expressions, we processed the dataset mentioned above through several computational methods. First, we used the python face-recognition library <sup>1</sup> to identify images that include faces. To identify images of different politicians, we used Google's FECNet [28] to extract feature vectors from all faces in the images and used the HDBSCAN clustering algorithm [19] to cluster the images of faces. We then manually identified prominent clusters of influential politicians.

To extract emotion scores from images, we utilized two readily available libraries, which provided us the ability to sort the images based on different emotion predictions [30] <sup>2</sup>. After generating a larger candidate dataset, we manually excluded low-resolution images, were inaccurately assigned to a cluster, or were mislabeled by the emotion prediction libraries.

## 2.3 Study interface and procedures

We conducted Both studies 1 and 2 using a custom interactive interface developed with React JS and multiple javascript libraries such as D3.js for the Line + Range elicitation technique. The responses from users were collected in a MongoDB database through a NodeJS backend hosted on Heroku. The interface first prompts users with a consent form per IRB requirements. After clicking

<sup>1</sup><https://pypi.org/project/face-recognition/>

<sup>2</sup><https://github.com/thoughtworksarts/EmoPy> and <https://pypi.org/project/deepface/>

on consent, users are randomly assigned to their predefined conditions as specified by the study. Immediately after providing consent, we provide users with a brief demographic questionnaire. The next page provides an instruction to the Line + Range elicitation technique. After the elicitation technique instructions, the study interface provides instructions on the study's goals, i.e., describing Credibility and Bias and the choices users need to take. Consecutively, The interface routes users to the main study page. Based on their random condition assignment, they will go through pages resembling a social media page. Users go through tweets one by one, using the Line + Range method to provide a bias rating. Users are prompted to click on a "Make a decision" button that will open up a pop-up window with multiple questions about credibility, political orientation, and an open text box for comments on each users' decision. After providing ratings for one account, the study page is refreshed with a new round of tweets from a new account. This process is repeated until all accounts are evaluated. In the final stage, users are provided with a brief questionnaire to record their self-described political leanings, as well as two open-ended attention check questions. The final page of the study provides users with a debriefing on the study, as well as unique a unique token for study incentive processing purposes.

#### 2.4 Study 1 & 2 models:

Our experimental design for both studies consisted of repeated measures for each user within two levels of responses including source level responses (credibility) and tweet level responses (bias). Furthermore, users' responses were continuous variables bounded between 0 and 1. For both studies, we used mixed-effects beta regressions to address the hierarchical design of our studies and the bounded dependant variables. Within the text, model coefficients as log of odds ratios are reported with corresponding confidence intervals. In the model figures, for ease of interpretation, we transformed the log-odds ratios to odds ratios. Odds ratios show the direction and strength of how each independent variable impacts the dependent variables. We used the normal approximation to calculate p-values of fixed effects and t-values produced by lme4.

In both studies, To measure the effects of our experimental design conditions, we built two mixed-effects models using R's glmmTMB for a beta regression.

#### 2.5 Topic modelling and qualitative analysis of topics:

First, we used Non-Negative Matrix Factorization (NMF) [5] to extract topics from the comments. We then qualitatively evaluated the topics through each topics' top-terms and top documents. Topics were then qualitatively categorized into themes based on their similarity. Each qualitative analysis section, includes samples of comments most related to each theme.

### 3 STUDY 1

In Study 1 we examined how exposure to positive (happy) and negative (angry) emotions in images influence perceived content bias (tweets) and source credibility (accounts). Participants completed a task in which they observed a series of tweets from eight different accounts. Text data (tweets) was collected from Twitter streaming API from October 25th to January 25th, 2018 from multiple news accounts accounts [11]. The accounts are either labeled as **mainstream** (e.g., NYTimes, NYPost, CNN, and Fox News) or known to produce **misinformation** (e.g., Breitbart, amLookout, investWatchBlog). The accounts are also categorized as being right-leaning or left-leaning<sup>3</sup>. Given these two dimensions of mainstream/misinformation and right/left political orientation, users evaluate a total of eight accounts (See table 1), two from each of four different categories of mainstream-left, mainstream-right, not misinformation-left, and misinformation-right. All images

<sup>3</sup><https://www.allsides.com/unbiased-balanced-news> and <https://mediabiasfactcheck.com/>

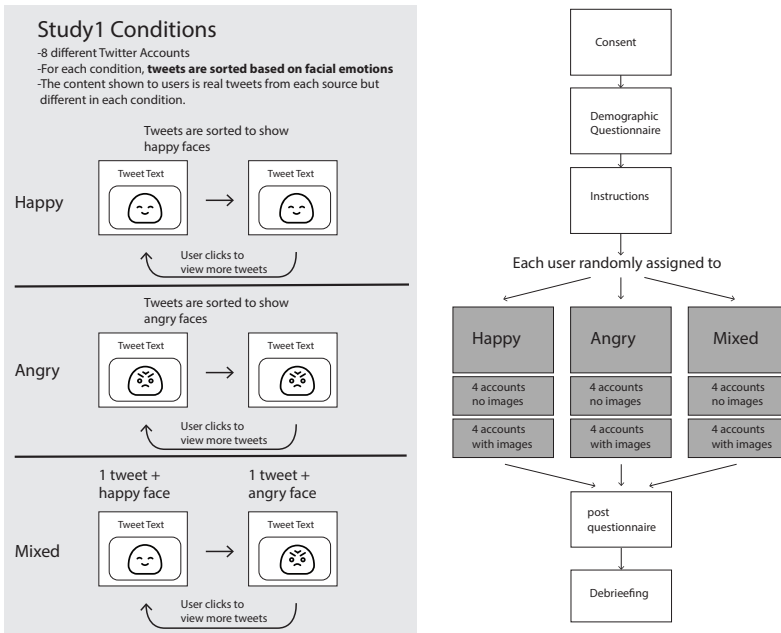


Fig. 2. Study 1 conditions and process

included facial expressions, and were scored on happiness and anger using multiple supervised machine learning algorithms (for more info refer to the methodology section). The content shown to users was manipulated in a between-subjects manner. Users' were randomly assigned to one of three conditions: **happy**, **angry**, and **mixed**. The happy condition receives tweets that contain images with the highest happy score. The angry condition receives tweets containing images with the highest angry image score. The mixed condition alternates between happy and angry images. Furthermore, one account from each category is randomly selected to include no images. For example, a participant assigned to a happy condition always views tweets sorted with the highest happy rated images but does not see images for four of the accounts (see Figure 2).

For each account, users first evaluate content bias in individual tweets. Participants record their belief and uncertainty about the bias of each tweet. By clicking on view more tweets, participants will view an extra tweet until they come to a decision about the source (a minimum of 5 tweets was enforced for each account). By clicking on "Make a Decision," users see a pop-up view in which we elicit their perceived credibility and political orientation of each source. Users also have the option to use a text box to describe what influenced their decisions.

### 3.1 Hypotheses:

In Study 1, we hypothesize that in comparison to the tweets with happy images, users are more likely to assess tweets with angry images as biased<sup>4</sup>. Furthermore, we also hypothesize that as compared to the Mixed condition, users in the angry condition are more likely to assess sources as less credible. On the other hand, we hypothesize that users in the happy condition will be more likely to perceive tweets as less biased and sources as more credible. However, since it is likely

<sup>4</sup>pre-registration: <https://aspredicted.org/blind.php?x=9rn6i7>

Table 1. 8 Twitter accounts that users evaluate in study 1. Each user goes through content sorted based on emotions in facial expressions collected from tweets’ images.

Source name	Type	Political Orientation
@veteranstoday	misinformation	left
@amlookout	misinformation	right
@opednews	misinformation	left
@InvestWatchBlog	misinformation	right
@MotherJones	mainstream	left
@nypost	mainstream	right
@cnnPolitics	mainstream	left
@Jeresulem_Post	mainstream	right

for users’ judgment to be influenced by the inherent differences in the accounts, we also explore the effects of political orientation (right vs. left) and source type (mainstream vs. misinformation) on their judgements. In summary, we evaluate the potential effects of image emotion, source orientation, and source type on users’ uncertainty around their choices.

**3.2 Dependent & independent variables:**

We considered four total dependent variables (DV): (1) content bias (bounded value between [0,1]), (2) uncertainty range around content bias (bounded value between [0,1]), (3) source credibility choice (bounded value between [0,1]), (4) uncertainty around source credibility choice (bounded value between [0,1]). For our independent variables (IV), we included the image emotion condition (angry, happy, or mixed), image shown (true or false), as well as political orientation (right or left) and source type (mainstream or misinformation). For models build with bias choice / uncertainty as the dependent variable, since the model is build on tweet level responses, there are only two image emotion conditions of happy or angry.

**3.3 Model specification:**

For each model, we included users’ unique id and the source name as random effects. After comparing multiple model specifications using AIC, we also included interaction terms between sources’ political orientation and image emotion. The reference conditions for credibility choice and uncertainty models are image emotion = mixed, source orientation = left, source type = mainstream, and image shown = False. The reference conditions for bias choice and uncertainty models are image emotion = happy, source orientation = left, source type = mainstream, and image shown = False.

**3.4 participants**

In study 1, we recruited a total of 81 (52 female, 28 male, and one other) university students with an average age of 21 years old. Per our pre-registration, we excluded responses from 9 participants who showed missing responses (due to unexpected technical difficulties), resulting in 72 accepted responses. 30 Participants were randomly assigned to the angry condition, 24 participants were assigned to the happy condition, and the remaining 18 were assigned to the mixed condition. Participants took an average of 26 minutes to complete the study. All participants either received either course extra credits or required research credits as incentives.

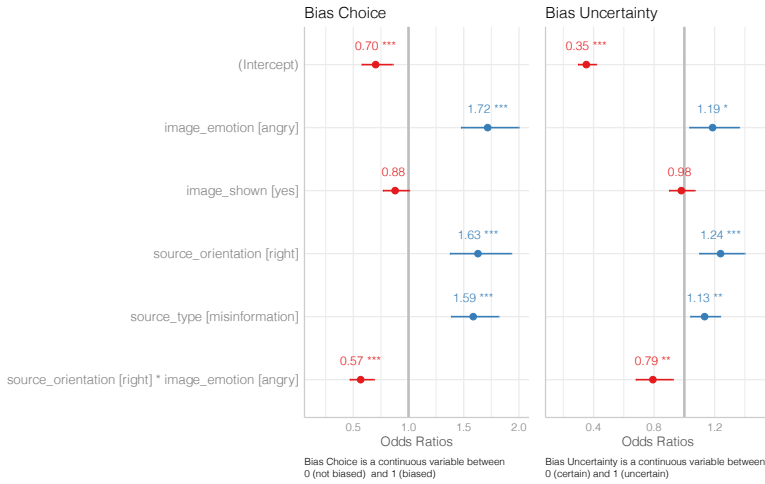


Fig. 3. Study 1 fixed effects odds ratios for bias choice (left) and bias uncertainty (right). Error bars indicate 95% confidence intervals. Asterisks indicate statistical significance than zero using p-values: \*\*\* 99.9%, \*\* 99%, \* 95%. For image\_emotion, the reference category is happy. For image\_shown, the reference category is no, left is the reference condition for source\_orientation, and mainstream is the reference condition for source\_type.

### 3.5 Results

#### Beliefs and uncertainty of content bias:

We used two mixed-effects beta regressions to study effects on users' beliefs about the bias of individual tweets (See Fig 4-left). Users found content from right-leaning accounts to be more biased ( $\beta = 0.487$  [0.31, 0.65]  $z = 5.63, p < .001$ ). Similarly, users judged misinformation sources to be more biased ( $\beta = 0.461$  [0.32, 0.59]  $z = 6.69, p < .001$ ). We also found that users rated tweets containing angry images as more biased ( $\beta = 0.540$  [0.38, 0.69]  $z = 6.991, p < .001$ ). This is in line with our hypothesis that angry imagery will lead to an increase in users' perceived bias. Interestingly, this effect was reduced for the interaction between right-leaning accounts and angry images ( $\beta = -0.568$  [-0.75, -0.37]  $z = -5.809, p < .001$ ). This interaction effect could be due to different topical focus and usage strategies of angry and happy imagery between right-leaning and left-leaning accounts. Surprisingly, even though the content shown to users was solely sorted based on facial emotions in images, we did not find a significant effect of whether images were shown to users or not. One explanation could be that sources, in general, might choose images to match the overall tone of the text. Another explanation could be that the effect of images might be case-specific and users' judgements might be impacted by specific topics or tweets they are sensitive or knowledgeable about.

In our mixed-effects model on users' uncertainty around their beliefs (See Fig 4-right), we found that compared to left-leaning mainstream accounts, users were more likely to have larger uncertainty ranges for right-leaning accounts ( $\beta = 0.214$  [0.09, 0.33]  $z = 3.499, p < .001$ ). We also found a similar positive effect for misinformation accounts ( $\beta = 0.125$  [0.039, 0.21],  $z = 2.853, p < .005$ ). Furthermore, users were more likely to have higher uncertainty ranges when viewing tweets with angry images ( $\beta = 0.171$  [0.033, 0.30],  $z = 2.430, p < .05$ ). Finally, we observe that users are more likely to have smaller uncertainty ranges when evaluating angry tweets in right leaning accounts ( $\beta = -0.233$  [-0.38 - 0.07]  $z = -2.963, p < .005$ ).



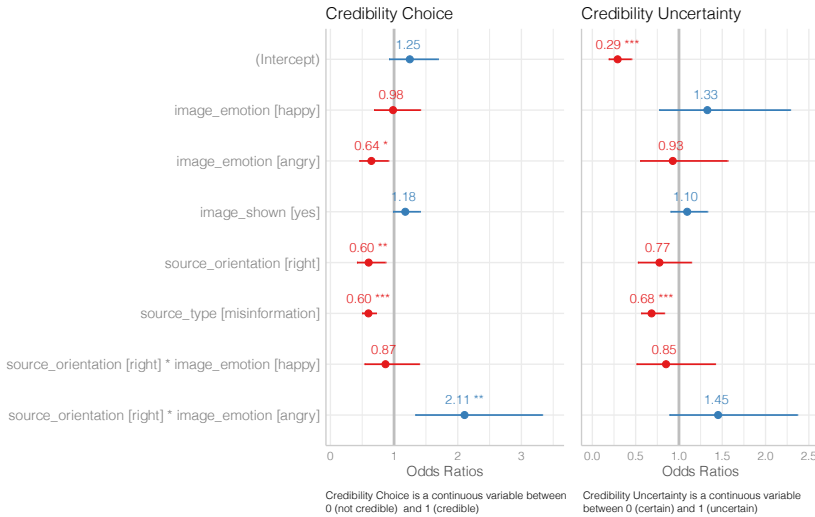


Fig. 4. Study 1 fixed effects coefficients for credibility choice (left) and credibility uncertainty (right). Error bars indicate 95% confidence intervals. Asterisks indicate statistical significance than zero using p-values: \*\*\* 99.9%, \*\* 99%, \* 95%. For image\_emotion, the reference category is mixed. For image\_shown, the reference category is no, left is the reference condition for source\_orientation, and mainstream is the reference condition for source\_type.

**Beliefs and uncertainty of source credibility:**

We used mixed-effects beta regression to investigate the effects of study conditions on users’ beliefs about source credibility. We found that in reference to left-leaning accounts, users are more likely to rate right-leaning accounts as less credible ( $\beta = -0.509 [-0.87, -0.14], z = -2.741, p < .01$ ). Users were also more likely to rate misinformation sources as less credible ( $\beta = -0.515 [-0.69 - 0.33], z = -5.586, p < .001$ ). We also see a similar negative effect where users are more likely to rate left-leaning sources as less credible when tweets contain images with angry facial expressions as compared to the mixed condition ( $\beta = -0.440 [-0.78, -0.09], z = -2.494, p < .05$ ). This finding is in line with our hypothesis that angry imagery will lead to a decrease in users’ perceived credibility of sources. However, users’ credibility rating is more likely to increase when considering right-leaning accounts in the angry image condition ( $\beta = 0.745 [0.281, 1.20], z = 2.494, p < .01$ ). We did not observe a significant effect of the happy image condition on users’ perceived source credibility.

We also used a mixed-effects beta regression to study whether users’ confidence around their decisions (represented through uncertainty ranges in the Line + Range technique). Interestingly, source type was the only factor that significantly affected users’ uncertainty on source credibility. Users were more likely to be more confident in their decisions when source type was categorized as misinformation ( $\beta = -0.379 [-0.57, -0.18], z = -3.867, p < .001$ )

**3.6 Analysis of users’ comments:**

For study 1, each user had the option to answer one open-ended question for each account asking “please describe how the tweets (text and images) influenced your decisions about this account?.” Even though leaving comments was an optional part of the study, we received comments from all 72 participants and the majority of participants left comments for all 8 trials. In total, we collected 572 comments about users’ decision-making influences. Since thematic analysis with a large number

Table 2. Study 1 topic model of users’ comments. Shows a table of 20 extracted topics sorted based on number of unique users with comments assigned to each topic. [4].

Topic ID	Count users	Count Comments	Top Topic Terms	Theme
2	37	53	tweets, based, unbiased, tweets were biased, political	Facts vs. opinions
11	29	73	account, left, right, leaning, credible	Source attitude & political orientation
19	27	49	wing, right wing, right, left wing, clearly right	Source attitude & political orientation
1	27	45	political, orientation, political orientation, tweets were political, credibility	Source attitude & political orientation
6	24	35	source, credible source, credible, overall, opinionated with tweets	Facts vs. opinions
4	24	34	facts, stating facts, stating, titles, article titles	Facts vs. opinions
7	18	30	bias, credible, report, bias and direct, tell	Source attitude & political orientation
3	17	24	opinions, presented, facts, opinions presented, accounts	Facts vs. opinions
10	16	26	like a news, news, news source, like, source	Source attitude & political orientation
0	15	30	biased, tweets were biased, appear, tell, lean	Source attitude & political orientation
9	14	25	images, tell, provided, meme, use of images	Images and Pictures
15	12	17	opinionated, appear, articles appear, articles, opinionated with tweets	Facts vs. opinions
8	11	19	factual, factual tweets, report, pretty factual, gave were biased	Facts vs. opinions
5	10	19	pictures, tell, words, pictures influenced, think the pictures	Images and Pictures
17	6	8	clickbait language, language, zoomed in pictures, headshots, held	Language usage and tone
13	5	10	stance, political stance, nt, tweets didnt, issues	Source attitude & political orientation
16	4	9	associations, influence, helped, influence my decisions, decisions	Language usage and tone
18	4	6	variety, variety of tweets, wide variety, wide, misspelling	Language usage and tone
12	3	8	non biased, non, biased tweets, non biased tweets, pertaining to politics	Source attitude & political orientation
14	3	7	subjective, subjective language, language, tweet, highly subjective	Source attitude & political orientation

of comments is challenging, we used topic-modeling to facilitate the qualitative analysis of the comments and arrive at different themes of influences on users’ judgments. We categorized the extracted topics into four general themes: 1) source attitude or political orientation, 2) opinionated versus factual reporting, 3) specific language usage or tone, and 4) the effect of images. In this section, we will summarize each of these themes and offer a few example comments provided by participants.

**Attitude or political orientation:** The majority of comments in study 1 included mentions of general perceptions of source attitude such as political bias in sources or lack thereof. Topic 11 with a size of 79 documents from 29 unique users included such comments. For example, one user wrote : *“This account was talking about the right ruining everything so it has to be more left-leaning and it didn’t sound complete out there so I don’t it was 100% not credible but it definitely isn’t credible because it is biased.”* Another comment mentioned a similar comment but for right-leaning sources: *“These tweets made it clear that anyone on the left were out of their minds, and anyone on the right was perfectly fine, so it’s clear this is a right-leaning account. As for credibility, [...] I don’t know, some part of that sort of tone doesn’t seem too credible to me.”*

There were also more mentions of more specific source attitudes. Topic 19 with 49 comments from 27 users included such comments. For example, one comment took a repeated focus on Israel related topics as the basis for their judgement: *“lots about zionism and israel, usually doesn’t get talked about in right wing media.”* Another user described harsh attitudes towards president Trump as their rationale: *“The Tweets were left-wing orientated with its expression on frustration and opposition to the Trump administration. The rhetoric was a bit harsh and seemed to be attacking Trump administration/right-wing ideology so it was bias and less credible.”*

**Opinionated versus factual reporting:** Another prevailing theme in users’ comments was a contrast between perceptions of opinionated vs factual reporting. Topics 2 (53 comments from 37 users), 6 (35 comments from 24 users), and 4 (34 comments from 24 users) included several comments related to this theme. For example, several comments mentioned how sources contained opinionated language: *“These tweets seem rather opinionated”* and *“Not a credible source, seems very opinionated with tweets.”*

On the other hand, sources that were deemed to report ‘facts’ were considered to be more credible as described by one of our participants: *“I found this to be a credible source because the tweets seemed factual.”* Another user mentioned the factual tone and a center-leaning political orientation, as the

basis of their decision: *“This one seemed the most credible to me. The political orientation seemed to be pretty even and the article titles seemed to be based on facts.”*

**Specific language usage or tone:** There were a group of comments that highlighted how users sometimes take specific word usage, negative and positive sentiment, and general tones as the basis for their decisions. These comments related mostly to writing style, word choice, and strong language as the basis for users’ decisions. Topics 16 (9 comments from 4 users), 17 (8 comments from 3 users), and 14 (7 comments from 3 users) included such comments. Some comments mentioned specific words or phrases as cues for their decisions: *“Alarmist language “out of control homicides” “what you need to do to be safe””* And, *“They are using language such as “Looney Left” and the unflattering close-ups of democratic representatives”*. Another user noticed using all caps writing style as a rationale for their decision: *“Alarmist language, clear/strong opinions/writing in all caps”*. Finally, A group of comments also mentioned “clickbait” language as the basis for their decisions: *“...As for credibility, the way the tweets were written seemed “cheap” to me, like they were clickbait and just meant to draw anyone in based on shock value. I don’t know, some part of that sort of tone doesn’t seem too credible to me.”*

**Effect of images:** Topics 9 (25 comments from 14 users) and 5 (19 comments from 10 users) included comments that mentioned images as an influence for their decision. These comments a wide range of observations from unflattering imagery, to facial-expressions and images being not serious. For example, a user mentioned how the images influenced their decision in an opposite direction of the text: *“Some of the tweets seemed to be about data rather than opinions. Some of the pictures seemed to take away merit.”* Another comment explicitly mentioned facial expression of individuals helping them decide that the tweets have a left bias: *“Many of the tweets seemed to be credible as most were quotes by others. Some of the pictures had facial expressions that made the tweets seem left swinging.”*

A number of comments cited comic or not serious imagery as the basis for their decisions. For example: *“Difficult to take the meme-like images seriously.”* And, *“The images were cartoonish and difficult to take it seriously. It was obviously making fun of trump.”*

A few comments mentioned unprofessional or unflattering images as the basis for their decisions: *“This account seemed biased towards Palestinians and Israelis. There were compliments of them and somewhat unflattering pictures of those who either commented against them or who may do (or not do) something against them.”* And, *“Some of the pictures were not professional and showed the president and alliances in a negative light.”*

These comments show that at least for a group of users, images sometimes serve as primary evidence for a sources’ lack of credibility. Although, majority of comments about pictures and images, did not specifically mention emotions in images as the basis for their decisions. This might be due to the fact that tweets in our dataset contained a diverse set of topics. Maybe, users look for a more systematic negative treatment of specific topics or individuals, rather than a combination of negative imagery from a wide ranging topics.

### 3.7 Discussion:

The main motivation behind this study was to assess how user judgements about bias in content and credibility of the source are affected by (the accumulation of) emotions in social media images. Users were randomly assigned to three groups of angry, happy, or mixed emotions. Each group saw content from 8 sources sorted based on the specified emotion. We hypothesized that the accumulation of tweets with angry images would increase the perceived content bias and reduce the perceived source credibility. We also hypothesized that happy images would lead to a reverse effect of a decrease in perceived bias and an increase in the perceived credibility of sources in comparison to a condition where happy and angry content is shown interchangeably. We found

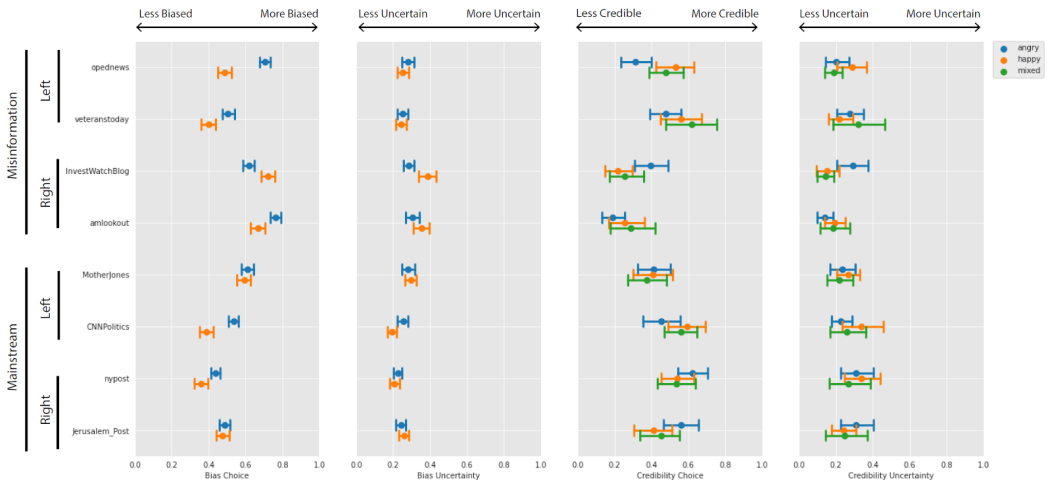


Fig. 5. Mean and bootstrapped 95% confidence interval of users' responses for each account.

partial evidence for our hypotheses: we observed an increase in perceived bias and a decrease of perceived credibility of users in the angry image emotion condition. However, we did not find evidence of a reverse effect of happy emotion in comparison to a mix of content.

We also observed a noticeable reliance on information found from texts. The effect of angry emotion was somewhat reduced for right-leaning accounts for both content bias and source credibility (See figure 5). One explanation for this reduced effect could lie within the difference in tone, language, and topical focus of the sources between tweets with angry and happy imagery from these sources. Taking nypost as an example, we can see from the content that the tweets that came with happy images mostly focused on celebrities. For example, one of the first tweets users reads in the happy condition has a picture of a smiling non-famous man and reads *“Teen sues over paramedic allegedly fondling her breasts after seizure”*. For nypost, the tweets in the angry condition are more politically charged. For example, one of the first tweets in this condition is about a republican politician, Roy Moore with a frowning picture of him looking down. The tweet reads: *“Trump [is] concerned about Roy Moore allegations: White House aide”*. Users' comments help with reinforcing this observation. One comment about nypost from the happy condition mentioned *“It seems to be a celebrity tabloid account. I honestly think it is a parody of a tabloid account.”* while a comment from a user assigned to an angry condition for nypost paints a much different picture of the source: *“Headlines feel relatively neutral though maybe slightly conservative but no titles seem overly exaggerated or extreme.”*. This observation helps us hypothesize that the topic and the text content of news are likely to be of primary importance in affecting users' judgements about source credibility and content bias.

Furthermore, we made another observation from Study 1. Although the content in study 1 was solely sorted based on emotions in images and we did observe the angry condition to significantly impact users' judgements, we did not observe an effect of the presence of images on the outcomes (See Figure 4). The qualitative analysis of users' comments might help us explain this observation. We can see that three of the four major themes were primarily related to the text content of the tweets. The themes highlight a series of heuristics utilized by users such as tone, attitude towards political parties, and unflattering images. From these comments, we can see that users might heavily rely on cues from the tweet texts to judge bias in the content and credibility of sources. Moreover,

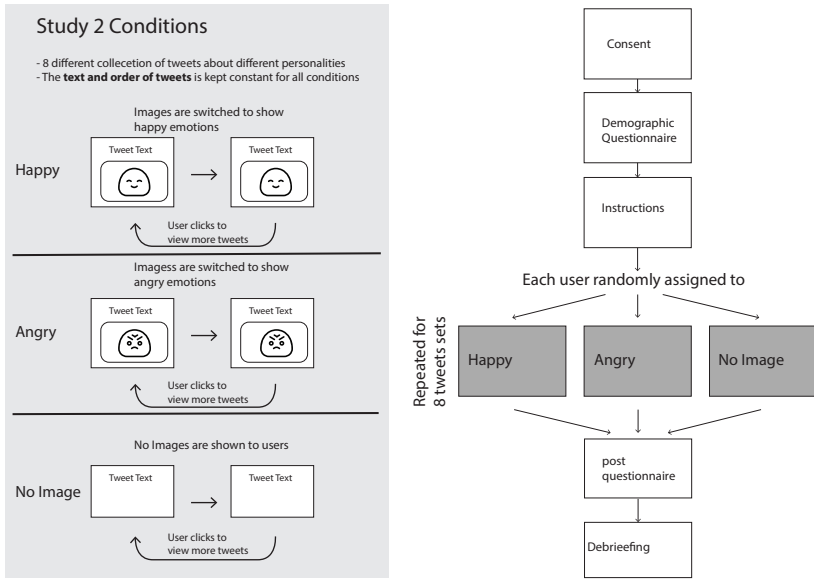


Fig. 6. Study 2 conditions and process

it is possible that the emotional content in images is chosen by sources to match the textual content and that might result in not observing an effect. Furthermore, the text and topical focus from these conditions are different for every tweet. Our qualitative analysis hints that users might be sensitive to specific cues from specific tweets and that might overweight the effect of accumulation of emotions in images.

Finally, we observed that users’ uncertainty around their judgement credibility was noticeably reduced for misinformation news sources. In other words, users were on average more confident in their decisions when rating the credibility of misinformation sources. One way to interpret this result is by considering the differences between misinformation and mainstream sources. Previous studies have shown that misinformation sources take use of more angry text, and are considered by users to be more opinionated [13, 36]. Given this difference between mainstream and misinformation sources, we can assert that content from misinformation sources might contain more cues in text and images for users to make more certain decisions. Of course, this needs to be further investigated in future studies.

#### 4 STUDY 2

Motivated by the results of study 1, we developed study 2’s experimental design to measure the impact of emotions in images on users’ judgements, as well evidence that sources systematically portray different politicians with different emotional facial expressions [21]. In study 2, we kept the text content shown to users same for all conditions and controlled images as either happy, angry, or no images. This requires each set of tweets to focus on a specific person and by switching angry and happy images of that person, we could measure the effect of systematic usage of negative (angry) or positive (happy) facial expressions on users judgements. Additionally, this experimental design allowed us to investigate the interactions between users’ prior attitudes towards different

Table 3. Politicians selected for study 2

Politician	Notes
Donald Trump	Former President of the US
Hillary Clinton	Former US Secretary of State
Barack Obama	Former president of the US
Theresa May	Former prime minister of the UK
Emanuel Macron	President of France
Angela Merkel	Chancellor of Germany
Kim Jong Un	Supreme Leader of North Korea
Vladimir Putin	President of Russia

politicians with the emotional content of images on their judgements about bias and credibility (see Figure 6).

#### 4.1 Experiment design:

We curated a dataset containing tweets on eight different politicians including Donald Trump, Hillary Clinton, Angela Merkel, and Emanuel Macron (see table 3). Users were instructed that all tweets mentioning each politician are from a unique source. To control for perspective variance, we start by collecting the text or this study from mainstream sources. In order to limit the impact of text content on users' decisions, we downselected tweets with the following steps: we first conducted sentiment analysis on the tweet texts using Vader Sentiment [6]. Next, for each set of tweets, we selected tweets with the highest neutral sentiment scores. Finally, we manually evaluated the tweets and removed tweets with inaccurate scores from the sentiment analysis library. This resulted in tweets about 8 different politicians, from mainstream news sources, that were mostly of neutral tone. The images for this study are manipulated in a between-subjects manner in which users saw either happy, angry, or no images. For example, a user in the Happy condition, views tweets mentioning Hillary Clinton and are accompanied by happy images of her, while a user in the Angry condition evaluated the same tweets but with angry images of Hillary Clinton, and the control (no-image) condition will view no images.

Other than changes in study design, the procedures of the study were equivalent to Study 1 with one exception. For each set of tweets mentioning one of the eight politicians, users first answered two questions in a pop-up form about their familiarity and favorability of that person in a 5-level Likert scale.

#### 4.2 Hypotheses:

Since study 2 is a continuation of study 1, we expect to see a similar effect of angry emotions on bias and credibility scores. Moreover, we also hypothesize that users' favorability toward each politician interacts with the effects of image emotions such that if users are exposed to news focusing on specific figure, their perception of bias and credibility is affected by both their prior favorability of that person and the emotion shown to the person<sup>5</sup>. More specifically, we hypothesize that favorability negatively interacts with angry emotion and positively interacts with happy emotion to predict users perceived bias and credibility. Furthermore, We will also investigate the impact of users' familiarity with each politician on their judgements.

<sup>5</sup>pre-registration: <https://aspredicted.org/blind.php?x=9js6d5>

### 4.3 Dependent & independent variables:

The Dependent variables in study 2 are identical to study 1. We considered four total dependent variables(DV): (1) the tweet bias choice (bounded value between [0,1]), (2) uncertainty range around tweet bias (bounded value between [0,1]), (3) source credibility choice (bounded value between [0,1]), (4) uncertainty around source credibility choice (bounded value between [0,1]). For our independent variables (IV), we included the image emotion condition (angry, happy, or no image), as well as users' prior favorability and familiarity towards each politician in the form of 5 step Likert scales.

### 4.4 Study 2 model specification:

For each model, we included users' unique id and the politician's name as random effects. After comparing multiple model specifications using AIC, we also included interaction terms between users' favorability and familiarity of each politician with the image emotion. The omitted reference conditions are image emotion = no image.

### 4.5 Participants:

In study 2, we recruited a total of 126 (63 Female, 62 male, and one preferred not to say) participants. The average age of participants was 35 years old. 81 participants were recruited from Amazon Mechanical Turk and received a 2 dollar incentive. The rest of the participants were university students who received either research or extra credits for their participation. Per our pre-registration, we excluded responses from 12 participants who showed missing responses (due to unexpected technical difficulties) resulting in 114 accepted responses. 34 Participants were randomly assigned to the angry condition, 42 participants were assigned to the happy condition, and the remaining 38 were assigned to the no image condition. Participants took an average of 21 minutes to complete the study.

### 4.6 Results

**4.6.1 Belief and uncertainty of tweet bias:** We used two mixed-effects beta regressions to study the effects of experimental conditions on users' beliefs and uncertainty of bias of individual tweets. We found that users viewing tweets with angry images rated tweets as more biased in comparison to when no images are shown to users ( $\beta = 0.511$  [0.18, 0.84],  $z = 3.031$ ,  $p < .01$ ). This is in line with our hypothesis that when the content of messages is the same, angry imagery leads to an increase in users' perceived bias. Similar to study 1, we did not observe an effect in the happy condition. Moreover, we did not find any evidence for an interaction between favorability/familiarity and image emotion. We did however, observe an overall positive effect of familiarity on users' perceived bias ( $\beta = 0.115$  [0.05, 0.17],  $z = 3.82$ ,  $p < .001$ ). We also observe a small positive effect of favorability on users bias choice ( $\beta = 0.074$  [0.010, 0.13],  $z = 2.471$ ,  $p < .05$ ). We did not observe a noticeable effect of any of the independent variables on users' uncertainty around their choices (See Fig 8).

**Belief and uncertainty of source credibility:** We used mixed-effects beta regression to investigate the effects of study conditions on users' beliefs about source credibility. We found that users rated sources as less credible when tweets are accompanied with angry facial expressions ( $\beta = -0.397$  [-0.73, -0.05],  $z = -2.308$ ,  $p < .05$ ). This finding is in line with our hypothesis that angry facial expressions will lead to a decrease in the perceived credibility of sources. We also find that familiarity also decreases users' perceived credibility of sources ( $\beta = -0.153$  [-0.245, -0.06],  $z = -3.256$ ,  $p < .01$ ). Again, here we did not observe an interaction effect between favorability and the image emotion.

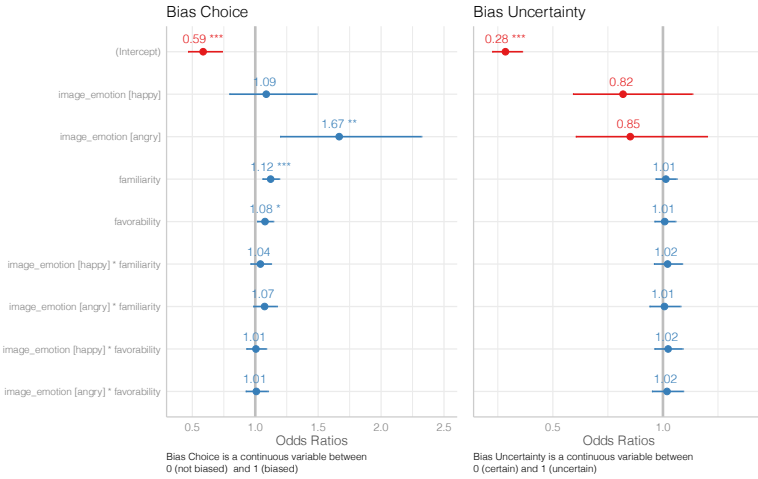


Fig. 7. Study 2 fixed effects Odds Ratios for bias choice (left) and bias uncertainty (right). Error bars indicate 95% confidence intervals. Asterisks indicate statistical significance than zero using p-values: \*\*\* 99.9%, \*\* 99%, \* 95%. For image\_emotion, the reference category is no image.

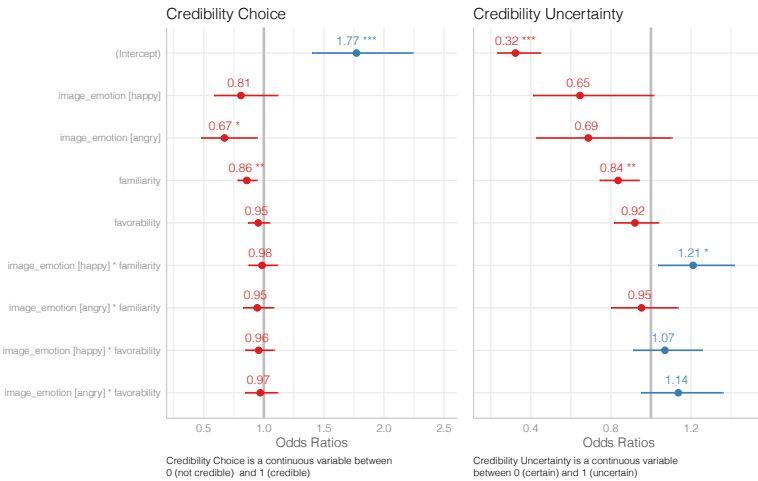


Fig. 8. Study 2 fixed effects Odds Ratios for credibility choice (left) and credibility uncertainty (right). Error bars indicate 95% confidence intervals. Asterisks indicate statistical significance than zero using p-values: \*\*\* 99.9%, \*\* 99%, \* 95%. For image\_emotion, the reference category is no image.

For our mixed effect model of users’ uncertainty around their decisions, we did not observe a significant effect of image emotion on users’ uncertainty around their decisions. However, we did observe that in cases that users’ familiarity with subjects are higher, users are more likely to be more certain in their decisions ( $\beta = -0.178 [-0.29 - 0.06], z = -3.00, p < .01$ ). We also observe a positive effect on the interaction between happy emotion and users’ familiarity ( $\beta = 0.191 [0.0350.34], z = 2.401, p < .05$ ).



Table 4. Study 2 topic model of users’ comments. Top shows a table of 20 extracted topics sorted based on number of unique users who had comments associated with each of the topics. [4].

Topic ID	Count users	Count Comments	Top Topic Terms	Theme
10	51	92	tweets, factual, opinion, information, little	Facts vs. opinions
0	40	67	left, leaning, left leaning, right, news	Source attitude & political orientation
8	35	51	like, feel, feel like, sound, sound like	Source attitude & political orientation
19	34	71	facial expressions, expressions, facial, angry, angry facial	Images and Pictures
3	33	46	negative, positive, negative light, ones, light	Negative vs. positive attitude towards personalities
16	32	66	images, given, negative bias, bad, text	Images and Pictures
4	31	46	bias, given, news, way, statements	Source attitude & political orientation
6	31	50	political, orientation, source, political orientation, credibility	Source attitude & political orientation
9	31	47	neutral, pretty neutral, fairly neutral, pretty, fairly	Language usage and tone
2	27	38	biased, wording, read, rest, tweets	Source attitude & political orientation
5	27	46	facts, stating, stating facts, reporting facts, reporting	Facts vs. opinions
17	26	45	account, flattering, things, think, felt	Source attitude & political orientation
14	24	47	pictures, unflattering, headlines, unflattering pictures, stories	Images and Pictures
12	22	39	credible, unbiased and credible, tweet, source, tweets seemed credible	Source attitude & political orientation
15	22	28	know, know this person, person, nt know, nt	User was not sure
13	19	28	based, fact, fact based, opinion, matter	Facts vs. opinions
18	19	27	unbiased, tweets were unbiased, unbiased and credible, neutral tone, explain	Source attitude & political orientation
11	13	21	straight, reporting, straight up reporting, factual reporting, point	Source attitude & political orientation
1	12	18	sure, tweet, explain, little bit	User was not sure
7	3	8	tweets were worded, worded, pleasant or unpleasant, depended, unpleasant	Language usage and tone

#### 4.7 Qualitative analysis of users’ comments:

In study 2, we collected a total of 881 comments from 116 users. Similar to study 1, we analyzed users’ descriptions of the rationale behind their decisions using NMF topic modeling [5] and thematic analysis of the documents most representative of each topic. This helped us categorize the 20 extracted topics into 5 higher-order themes. Three of the themes were similar to the ones we extracted from study 1, while two are themes that are unique to this study. Since the goal of this qualitative analysis is to get an overview of how users conduct their decisions, we will mostly focus on the strategies and comments that are new and unique to this study (figure 4 provides an overview of all the extracted themes and 20 topics).

**Negative vs. positive attitude towards politicians:** This theme is mostly represented in Topic 3 (with 46 comments from 33 users) with descriptions about each set of tweets’ attitudes towards the individual politicians. Many of the comments were about how a source is mostly covering negative or positive news about a politician. Often these comments contained a mention of both texts and images.

For example, a user mentioned how the source was mostly neutral but had some negative tweets and images about Barack Obama: *“There were a couple that seemed to be negative about [Obama] and images were a little negative. Not all were biased but some credibility was lost.”* Another user provided a similar comment about Donald Trump. *“There were a few tweets that had no opinion but the ones that did had some negative connotations toward Trump.”*

Some of the comments actually noticed images as negative and text as more neutral towards the person. For example, one of the participants provided this comment about Donald Trump: *“The images paint [Donald Trump] in a negative light but the text wasn’t actually negative.”* Some users also mentioned that they did not find any negative attitudes towards a politician. For example, one of the users found the tweets about Kim-Jong Un to be not negative: *“There was nothing too negative and everything seemed legit. Images were not bad towards him.”*

**Neutral source attitude:** In study 1, we saw that there were many comments about sources being biased or having negative tones. In this study, we observed an emerging theme about the source being more neutral towards a person. Topic 9 (with 47 comments from 31 users) included many comments related to this theme. For example, one of the participants found tweets about Donald Trump as mostly neutral: *“The general tone of the tweets were neutral, informational with little or no opinion.”* Another user found tweets about Barack Obama as mostly neutral with a slight liberal bias: *“Most of the tweets seem pretty neutral, although in some seem to be more liberal.”*

Once again, users in some cases found a mismatch between text and images in terms of neutrality. This comment is a users' perspective about the Vladimir Putin tweet set: *"Text was neutral. The images were a mix of neutral and deliberating unflattering."*

**Effect of Images:** In this study, we observe an increase in image related comments. We identified three topics that contain descriptions from users related to visual information 4). Topic 19 with 71 comments from 34 users and Topic 14 with 47 comments from 24 users include mentions of facial expressions, angry emotions, and unflattering portrayals. For example, a user found the text of tweets as mostly unbiased, and explained how portrayed facial expressions of Hillary Clinton was the basis for her judgement: *"While the text didn't involve much biased words, the usage of certain images of Hillary Clinton depicting her facial expressions in an array of negative emotions showed a biased view, in which the account may have wanted viewers to take that negative emotion they may perceive through her image and unconsciously use it to influence their perceptions of Hillary Clinton herself."*

Another user provided more similar details about how the images influenced their decisions about tweets related to Emanuel Macron: *"The usage of images shows him in a negative light, with angry and frowning facial expressions. There were also phrases used like "pulling no punches" that suggested some bias."*

Some users also found a combination of specific language usage with "weirdly close up" and "unflattering" images leading them to believe a source is less credible: *"The texts were mostly bland, except for "...what do you think", which is a tabloid-like phrase for me. Photos were weirdly close-up facial views that were generally unflattering, which makes me wonder a bit about credibility..."*

Another interesting set of comments were about users perceiving the images as not correlating with the tweets: *"Most of the tweets were very normal, but there were a couple that had angry Macron pictures that did not correlate with the headlines presented."* And *"The majority of tweets were unbiased with their headlines. Some of the pictures might have been a bit questionable."*

A group of comments included a specific description of how images did not influence their decision. Topic 16 with 66 comments from 32 users, includes many such comments. For example, for the collection about Kim-Jung Un, a user mentioned how images were neither negative nor positive: *"The images were not the best images nor were they the worst images of him, but there was still a negative bias."* Another user mentioned how images and tweets related to Donald Trump were both neutral, and honest looking: *"The tweets seemed to be honest and state the honest news about what is happening while the images associated with them."*

#### 4.8 Study 2 discussion:

We asked participants to rate "sources" that each focus on a specific politician. The text was constant for all users, while we manipulated the conditions to include either angry or happy facial expressions of those politicians, or to include no images. We found that in comparison to no images being present, users in the angry condition found the content to be more biased and the sources less credible. However, we did not find a significant effect of happy images on users' judgement. The difference between the happy and angry condition in our study could be better explained by a study on perceptions of negative or positive portrayals of politicians, in which Lubinger and Brantner found that participants mostly agreed on what constituted as negative, but perceptions of positive portrayals were wide varying [15]. This suggests that negative portrayals are likely more commonly agreed upon and thus might have a stronger effect on users' judgements.

Users' comments also included many mentions of angry, negative, or unflattering portrayals for these politicians. Comparing the results from studies 1 and 2, one might ask, why did we not observe a clear difference of happy images on users' judgments? First, it is worth reiterating that our quantitative and qualitative findings suggest that users' might put a stronger weight on the

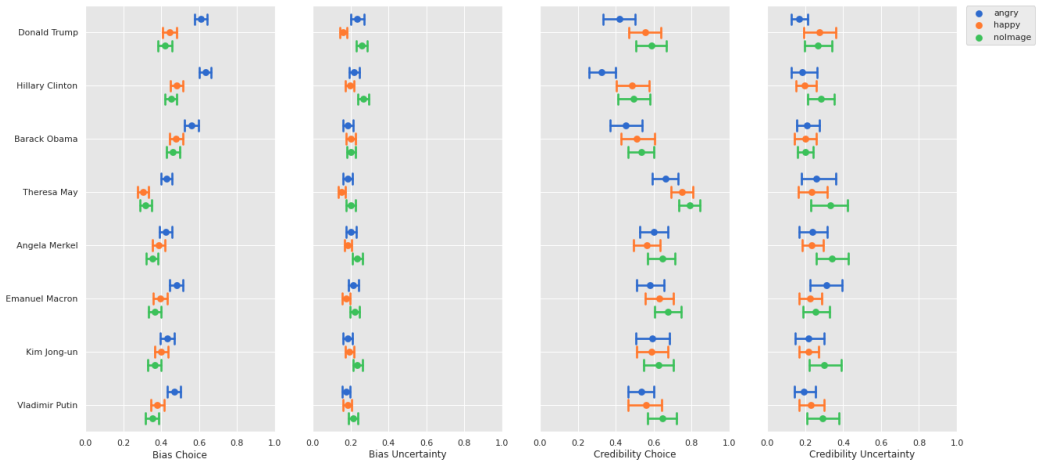


Fig. 9. Mean and 95% bootstrapped confidence interval of choices for each condition/politician.

textual content of tweets when judging bias and credibility of choices. Second, the accumulation of angry emotions in tweets might signal a more systematic bias towards specific politicians and thus causing a stronger influence on users' judgements.

We observed that familiarity also impacts users' judgements of bias and credibility, as well as how certain they are in their decisions. Recent work on judgements on misinformation suggests that prior exposure and familiarity with misinformation increases the perceived accuracy of content [22]. We can assume that users' would have to rely on their memory to assess the accuracy of news headlines or articles. On the other hand, our work suggests that bias and credibility of sources might be a different dimension from the accuracy of content. Our comment analysis highlighted that users often rely on more analytical approaches and different kinds of heuristics such as negativity, word usage, or emotions in facial expressions to judge bias and credibility of sources. An explanation for the effect of familiarity on users' judgement about bias and credibility could be that when users are more familiar with politician, they could be more sensitive to the details of texts and images of content they view and therefore possibly less trusting of the source covering that person.

Finally, we observed a small overall effect of favorability on users' perception of tweet bias, and we did not observe an interaction effect between favorability and emotions in images. Assuming that users are engaged in deliberate reasoning by detecting cues that point towards sources being biased and not credible, these results do not provide evidence that users are engaged in motivated reasoning based on their favorability towards politicians. This result might yet be another evidence in the line of work pointing that motivated reasoning is not a primary factor in users' interaction with misinformation [23]. Moreover, We suspect that this interaction effect might be stronger if users are more invested in the topics covered in the study. In the future, we plan to repeat this study with identities and events that are more polarizing.

## 5 DISCUSSION AND CONCLUSION

Across two consecutive preregistered studies with a total of 207 participants, we find evidence that angry facial expressions in images accompanying social media news posts lead to an increase in users' perception of bias in content. We also found that users rate sources that show a systematic angry portrayal of different politicians as less credible. These findings provide evidence on the

impact of emotional facial expressions on users' perceptions of source credibility and content bias. These results help paint a more detailed landscape of how users' trust in news sources are shaped by visual information such as images or videos.

Study 1, showed that angry facial emotions increases users' bias rating of content and decreases credibility rating of sources. We also found that political orientation of sources reduced the effect of angry emotions. Our qualitative analysis highlighted a wide range of heuristics that relate to both text and visual information employed by users. Users' perception of how opinionated a source is, choices of unusual or highly negative words, and "unflattering" portrayal of individuals in their images are among these heuristics. The combination of our qualitative studies and experimental results showed the impact of negative emotions on users' judgements, but also highlighted the complex interaction between topics covered by sources through a combination of text and images that was not explicitly considered in the study 1 design. In the design of study 2, we aimed to get a clearer picture of the impact of angry facial emotions by limiting users' choices to tweets mentioning specific politicians. In other words, through study 2, we investigated the systematic negative or positive visual treatment of politicians on users perceptions of credibility and bias. Our results show strong evidence towards part of our hypothesis, that a systematic negative treatment of politicians would lead to a decrease in users' rating of source credibility and content bias. However, we did not find evidence for our hypotheses around the interactions between users' favorability and emotional facial expressions.

Although these result provide clear evidence towards the impact of emotional facial expressions in images on users' judgements, there are many more aspects that remain to be studied. First, within each of angry or happy emotional categories, there are several finer levels of facial emotions ranging from extremely angry/happy to subtle frown/grin that might impact users' judgements. There are also other emotion dimensions such as sadness, surprise, fear, or disgust that might potentially impact users judgements within this context. Finally, facial expressions rarely contain one unique emotion and subtle changes might communicate different meanings to individuals. We believe a natural next step for this study is to control for the amount and type of emotion in facial expressions by using Generative Adversarial Neural networks to produce image datasets with finer control on the facial expressions in images.

We also acknowledge some general limitations in the design and execution of our studies. First, the tweets used for both studies are approximately four years old and do not reflect current political events. Users might be more invested and impacted by current political events and make different decisions in light of more relevant news. Furthermore, the selected tweets for study 2 were selected from multiple mainstream sources instead of one source. A more coherent dataset from one source might yield clearer results. Finally, in order to limit the impact of users' preconceived notions of sources, we masked all account names from our studies. Even though we believe that a scenario in which users encounter new and unknown sources is realistic and especially important in the context of misinformation, in many cases users might have a self-selected set of sources that they trust and refer to on social media. An important future step for our research is to investigate how users update their trust in sources they already know based on new content with different positive and negative emotional images. Such a study is significant in that it can open new ways of reducing trust in misinformation sources by identifying and highlighting content with highly emotional text and images.

Another important factor in understanding how news content impacts users' attitudes towards sources is their uncertainty around their decisions [32]. Through both studies, using a new elicitation technique, we asked users to provide their uncertainty ranges around their decisions (See methodology section) and explored the impacts of our experimental conditions on users' uncertainty ranges. For source credibility judgements, we found that some conditions significantly reduced

users' uncertainty. In study one, only *source\_type = misinformation* showed significant reductions in users' uncertainty. One possible interpretation for this effect could be the inherent differences between misinformation and mainstream sources where misinformation sources use more extreme and suspicious language and images [13, 35, 36]. In study 2, we observed that familiarity reduced users' uncertainties. It is possible that in light of more familiarity with persons, users might be more likely to detect invalid / suspicious content and therefore make decisions with more confidence.

Results from our models on users' uncertainty around their bias choices were less clear and interpretable. One possible reason could be that users' have much less information to inform their choices about bias for a single tweet, or that there are many different cues that influence their judgements. It is also important to note that several factors might impact users' uncertainty such as lack of knowledge, lack of clarity, lack of familiarity, or lack of correctness [24]. It is important to empirically clarify the meaning of our graphical elicitation uncertainty ranges for different judgements. Future work on uncertainty elicitation needs to address these subtleties in order to make such results more informative and useful.

Although this research was mostly motivated by the prevalence and impact of misinformation on our democracies and societies, we believe that our current globally politicized and extremely segregated political ecosystem calls for a more critical and holistic view on the whole media landscape. Although it is important to understand and mitigate users' trust in sources of misinformation, it is of equal importance to understand why individuals might elect not to trust more mainstream and generally trustworthy sources of information. Implicit, negative, and biased visual and verbal propositions of different politicians by mainstream sources might contribute to this lack of trust and lead to a question that remains mostly under-explored: How verbal and visual strategies by mainstream media might contribute to highly politically polarized societies, the likes of which we witnessed during the 2020 United States Presidential election?

## REFERENCES

- [1] Amelia Arsenault and Manuel Castells. 2006. Conquering the minds, conquering Iraq: The social production of misinformation in the United States—a case study. *Information, Communication & Society* 9, 3 (2006), 284–307.
- [2] Jonah Berger and Katherine L Milkman. 2012. What makes online content viral? *Journal of marketing research* 49, 2 (2012), 192–205.
- [3] Nicholas David Bowman and Elizabeth Cohen. 2020. 17 Mental Shortcuts, Emotion, and Social Rewards: The Challenges of Detecting and Resisting Fake News. *Fake News: Understanding Media and Misinformation in the Digital Age* (2020), 223.
- [4] Jason Chuang, Christopher D Manning, and Jeffrey Heer. 2012. Termite: Visualization techniques for assessing textual topic models. In *Proceedings of the international working conference on advanced visual interfaces*. 74–77.
- [5] Andrzej Cichocki and Anh-Huy Phan. 2009. Fast local algorithms for large scale nonnegative matrix and tensor factorizations. *IEICE transactions on fundamentals of electronics, communications and computer sciences* 92, 3 (2009), 708–721.
- [6] CHE Gilbert and Erric Hutto. 2014. Vader: A parsimonious rule-based model for sentiment analysis of social media text. In *Eighth International Conference on Weblogs and Social Media (ICWSM-14)*. Available at (20/04/16) <http://comp.social.gatech.edu/papers/icwsm14.vader.hutto.pdf>, Vol. 81. 82.
- [7] Carl Iver Hovland, Irving Lester Janis, and Harold H Kelley. 1953. *Communication and persuasion*. (1953).
- [8] Lori Jones and Richard Nevell. 2016. Plagued by doubt and viral misinformation: the need for evidence-based use of historical disease images. *The Lancet Infectious Diseases* 16, 10 (2016), e235–e240.
- [9] Alireza Karduni. 2019. Human-Misinformation interaction: Understanding the interdisciplinary approach needed to computationally combat false information. *arXiv preprint arXiv:1903.07136* (2019).
- [10] Alireza Karduni, Isaac Cho, Ryan Wesslen, Sashank Santhanam, Svitlana Volkova, Dustin Arendt, Samira Shaikh, and Wenwen Dou. 2018. Vulnerable to misinformation? Verifi! (2018). Submitted to VAST 2018.
- [11] Alireza Karduni, Isaac Cho, Ryan Wesslen, Sashank Santhanam, Svitlana Volkova, Dustin L Arendt, Samira Shaikh, and Wenwen Dou. 2019. Vulnerable to misinformation? Verifi!. In *Proceedings of the 24th International Conference on Intelligent User Interfaces*. 312–323.

- [12] A. Karduni, D. Markant, R. Wesslen, and W. Dou. 2020. A Bayesian cognition approach for belief updating of correlation judgement through uncertainty visualizations. *IEEE Transactions on Visualization and Computer Graphics* (2020), 1–1. <https://doi.org/10.1109/TVCG.2020.3029412>
- [13] Alireza Karduni, Ryan Wesslen, Sashank Santhanam, Isaac Cho, Svitlana Volkova, Dustin Arendt, Samira Shaikh, and Wenwen Dou. 2018. Can You Verifi This? Studying Uncertainty and Decision-Making About Misinformation using Visual Analytics. In *International Conference on Web and Social Media (ICWSM)*.
- [14] Silvia Knobloch, Matthias Hastall, Dolf Zillmann, and Coy Callison. 2003. Imagery effects on the selective reading of Internet newsmagazines. *Communication Research* 30, 1 (2003), 3–29.
- [15] Katharina Lobinger and Cornelia Brantner. 2015. Likable, funny or ridiculous? A Q-sort study on audience perceptions of visual portrayals of politicians. *Visual Communication* 14, 1 (2015), 15–40.
- [16] Cameron Martel, Gordon Pennycook, and David G Rand. 2020. Reliance on emotion promotes belief in fake news. *Cognitive research: principles and implications* 5, 1 (2020), 1–20.
- [17] Lena Masch and Oscar W Gabriel. 2020. How Emotional Displays of Political Leaders Shape Citizen Attitudes: The Case of German Chancellor Angela Merkel. *German Politics* 29, 2 (2020), 158–179.
- [18] David P McCabe and Alan D Castel. 2008. Seeing is believing: The effect of brain images on judgments of scientific reasoning. *Cognition* 107, 1 (2008), 343–352.
- [19] Leland McInnes, John Healy, and Steve Astels. 2017. hdbSCAN: Hierarchical density based clustering. *Journal of Open Source Software* 2, 11 (2017), 205.
- [20] Paul Messaris and Linus Abraham. 2001. The role of images in framing news stories. *Framing public life: Perspectives on media and our understanding of the social world* (2001), 215–226.
- [21] Yilang Peng. 2018. Same candidates, different faces: Uncovering media bias in visual portrayals of presidential candidates with computer vision. *Journal of Communication* 68, 5 (2018), 920–941.
- [22] Gordon Pennycook, Tyrone Cannon, and David G Rand. 2018. Prior exposure increases perceived accuracy of fake news. (2018).
- [23] Gordon Pennycook and David G Rand. 2019. Lazy, not biased: Susceptibility to partisan fake news is better explained by lack of reasoning than by motivated reasoning. *Cognition* 188 (2019), 39–50.
- [24] John V Petrocelli, Zakary L Tormala, and Derek D Rucker. 2007. Unpacking attitude certainty: Attitude clarity and attitude correctness. *Journal of personality and social psychology* 92, 1 (2007), 30.
- [25] Stephen Porter, Sabrina Bellhouse, Ainslie McDougall, Leanne Ten Brinke, and Kevin Wilson. 2010. A prospective investigation of the vulnerability of memory for positive and negative emotional scenes to the misinformation effect. *Canadian Journal of Behavioural Science/Revue canadienne des sciences du comportement* 42, 1 (2010), 55.
- [26] Julio Reis, Fabricio Benevenuto, Pedro OS de Melo, Raquel Prates, Haewoon Kwak, and Jisun An. 2015. Breaking the news: First impressions matter on online news. *arXiv preprint arXiv:1503.07921* (2015).
- [27] Barry Richards. 2007. *Emotional governance: Politics, media and terror*. Springer.
- [28] Florian Schroff, Dmitry Kalenichenko, and James Philbin. 2015. Facenet: A unified embedding for face recognition and clustering. In *Proceedings of the IEEE conference on computer vision and pattern recognition*. 815–823.
- [29] NJ Schweitzer, Denise A Baker, and Evan F Risko. 2013. Fooled by the brain: Re-examining the influence of neuroimages. *Cognition* 129, 3 (2013), 501–511.
- [30] Sefik Ilkin Serengil and Alper Ozpinar. 2020. LightFace: A Hybrid Deep Face Recognition Framework. In *2020 Innovations in Intelligent Systems and Applications Conference (ASYU)*. IEEE.
- [31] Zhenhao Shi, An-Li Wang, Lydia F Emery, Kaitlin M Sheerin, and Daniel Romer. 2017. The importance of relevant emotional arousal in the efficacy of pictorial health warnings for cigarettes. *Nicotine & Tobacco Research* 19, 6 (2017), 750–755.
- [32] Zakary L Tormala and Richard E Petty. 2004. Source credibility and attitude certainty: A metacognitive analysis of resistance to persuasion. *Journal of Consumer Psychology* 14, 4 (2004), 427–442.
- [33] Cristian Vaccari and Andrew Chadwick. 2020. Deepfakes and disinformation: exploring the impact of synthetic political video on deception, uncertainty, and trust in news. *Social Media+ Society* 6, 1 (2020), 2056305120903408.
- [34] Madalina Vlasceanu, Jacob Goebel, and Alin Coman. 2020. The Emotion-Induced Belief Amplification Effect. In *Proceedings of the Annual Meeting of the Cognitive Science Society*.
- [35] Svitlana Volkova, Ellyn Ayton, Dustin L Arendt, Zhuanyi Huang, and Brian Hutchinson. 2019. Explaining multimodal deceptive news prediction models. In *Proceedings of the International AAAI Conference on Web and Social Media*, Vol. 13. 659–662.
- [36] Svitlana Volkova, Kyle Shaffer, Jin Yea Jang, and Nathan Hodas. 2017. Separating facts from fiction: Linguistic models to classify suspicious and trusted news posts on twitter. In *Proceedings of the 55th Annual Meeting of the Association for Computational Linguistics (Volume 2: Short Papers)*, Vol. 2. 647–653.
- [37] Laura E Wallace, Duane T Wegener, and Richard E Petty. 2020. When sources honestly provide their biased opinion: Bias as a distinct source perception with independent effects on credibility and persuasion. *Personality and Social*

*Psychology Bulletin* 46, 3 (2020), 439–453.

- [38] Claire Wardle and Hossein Derakhshan. 2017. Information Disorder: Toward an interdisciplinary framework for research and policymaking. *Council of Europe report, DGI (2017) 9* (2017).
- [39] Dolf Zillmann, Silvia Knobloch, and Hong-sik Yu. 2001. Effects of photographs on the selective reading of news reports. *Media Psychology* 3, 4 (2001), 301–324.