

Quantitative approximation results for complex-valued neural networks *

A. Caragea[†], D.G. Lee[†], J. Maly[†], G.E. Pfander[†], and F. Voigtlaender[‡]

Abstract. Until recently, applications of neural networks in machine learning have almost exclusively relied on real-valued networks. It was recently observed, however, that complex-valued neural networks (CVNNs) exhibit superior performance in applications in which the input is naturally complex-valued, such as MRI fingerprinting. While the mathematical theory of real-valued networks has, by now, reached some level of maturity, this is far from true for complex-valued networks. In this paper, we analyze the expressivity of complex-valued networks by providing explicit quantitative error bounds for approximating C^n functions on compact subsets of \mathbb{C}^d by complex-valued neural networks that employ the modReLU activation function, given by $\sigma(z) = \text{ReLU}(|z| - 1) \text{sgn}(z)$, which is one of the most popular complex activation functions used in practice. We show that the derived approximation rates are optimal (up to log factors) in the class of modReLU networks with weights of moderate growth.

Key words. Deep neural networks, Complex-valued neural networks, function approximation, modReLU activation function

AMS subject classifications. 68T07, 41A25, 41A46.

1. Introduction. Motivated by the remarkable practical success of machine learning algorithms based on deep neural networks (collectively called *deep learning* [15]) in applications like image recognition [14] and machine translation [22], the expressive power of such neural networks is the topic of an active and rich area of study [17, 19, 28, 29]. Results on the expressivity of real-valued neural networks date back to the 90s, when the main focus was on networks with *smooth* activation functions [18]. More recently, emphasis has shifted towards networks using the *rectified linear unit (ReLU)* activation function $\varrho(x) = \max\{0, x\}$, as those networks have been observed to yield similar expressive power at a greatly reduced training time cost [10, 15].

Due to the missing support for complex arithmetic in the leading deep learning software libraries [23], practical applications of deep neural networks have almost exclusively employed *real-valued* neural networks. Recently, however, there has been an increased interest in *complex-valued neural networks (CVNNs)* for problems in which the input is naturally complex-valued and in which a faithful treatment of phase information is important [23, 25]. For instance, for the problem of MRI fingerprinting, CVNNs significantly outperform their real-valued counterparts [25]. Moreover, CVNNs have demonstrated greatly improved stability and

*Version: March 22, 2022

Funding: A. Caragea acknowledges support by the DFG Grant PF 450/11-1. D.G. Lee acknowledges support by the DFG Grants PF 450/6-1 and PF 450/9-1. FV acknowledges support by the German Science Foundation (DFG) in the context of the Emmy Noether junior research group VO 2594/1-1.

[†]KU Eichstätt–Ingolstadt, Mathematisch–Geographische Fakultät, Ostenstraße 26, Kollegiengebäude I Bau B, 85072 Eichstätt, Germany (andrei.caragea@ku.de, daegwans@gmail.com, johannes.maly@ku.de, pfander@ku.de)

[‡] Department of Mathematics, Technical University of Munich, 85748 Garching bei München, Germany (felix@voigtlaender.xyz, felix.voigtlaender@ma.tum.de, <http://voigtlaender.xyz>)

convergence properties for the setting of recurrent neural networks [4, 27].

Motivated by the increased interest in complex-valued neural networks, we herein initiate the analysis of their expressive power, quantified by their ability to approximate functions of a given regularity. Specifically, we analyze how well CVNNs with the modReLU activation function (defined in Subsection 1.1) can approximate functions of Sobolev regularity $\mathcal{W}^{n,\infty}$ on compact subsets of \mathbb{C}^d (see Subsection 1.2). The explicit result is given in Subsection 1.3 below.

1.1. Complex-valued neural networks and the modReLU function. In a complex-valued neural network (CVNN), each neuron computes a function of the form $z \mapsto \sigma(\mathbf{w}^T z + b)$ with $z, \mathbf{w} \in \mathbb{C}^N$ and $b \in \mathbb{C}$, where $\sigma : \mathbb{C} \rightarrow \mathbb{C}$ is a complex activation function.

Formally, a *complex-valued neural network (CVNN)* is a tuple $\Phi = ((A_1, b_1), \dots, (A_L, b_L))$, where $L =: L(\Phi) \in \mathbb{N}$ denotes the *depth* of the network and where $A_\ell \in \mathbb{C}^{N_\ell \times N_{\ell-1}}$ and $b_\ell \in \mathbb{C}^{N_\ell}$ for $\ell \in \{1, \dots, L\}$. Then $d_{\text{in}}(\Phi) := N_0$ and $d_{\text{out}}(\Phi) := N_L$ denote the input- and output-dimension of Φ . Given any function $\sigma : \mathbb{C} \rightarrow \mathbb{C}$, the *network function* associated to the network Φ (also called the *realization* of Φ) is the function

$$R_\sigma \Phi := T_L \circ (\sigma \circ T_{L-1}) \circ \dots \circ (\sigma \circ T_1) : \mathbb{C}^{d_{\text{in}}(\Phi)} \rightarrow \mathbb{C}^{d_{\text{out}}(\Phi)} \quad \text{where} \quad T_\ell z = A_\ell z + b_\ell,$$

and where σ acts componentwise on vectors, meaning $\sigma((z_1, \dots, z_k)) = (\sigma(z_1), \dots, \sigma(z_k))$. The functions T_L and $\sigma \circ T_\ell$ for $\ell \in \{1, \dots, L-1\}$ are the functions computed by the different *layers* of the network Φ . The network Φ is called *shallow* if $L = 2$, i.e., if Φ has only one ‘‘internal layer’’ that is neither an input, nor an output layer; such an internal layer is usually called a *hidden layer*.

The *number of neurons* $N(\Phi)$ of Φ is $N(\Phi) := \sum_{\ell=0}^L N_\ell$, the *width* (or *breadth*) of Φ is $B(\Phi) := \max_{0 \leq \ell \leq L} N_\ell$, and the *number of weights* of Φ is $W(\Phi) := \sum_{j=1}^L (\|A_j\|_{\ell^0} + \|b_j\|_{\ell^0})$, where $\|A\|_{\ell^0}$ denotes the number of nonzero entries of a matrix or vector A . Moreover, writing $\|A\|_\infty := \max_{i,j} |A_{i,j}|$ for a matrix (or vector) A , we define the norm of the network Φ as $\|\Phi\| := \max_{1 \leq \ell \leq L} \max\{\|A_\ell\|_\infty, \|b_\ell\|_\infty\}$. We then say that *the weights of Φ are bounded by $C \geq 0$* if $\|\Phi\| \leq C$.

Finally, we will also use the notion of a *network architecture*. Formally, this is a tuple $\mathcal{A} = ((N_0, \dots, N_L), (I_1, \dots, I_L), (J_1, \dots, J_L))$ where (N_0, \dots, N_L) determines the depth L of the network and the number of neurons N_ℓ in each layer. The sets $J_\ell \subset \{1, \dots, N_\ell\}$ and $I_\ell \subset \{1, \dots, N_\ell\} \times \{1, \dots, N_{\ell-1}\}$ determine which weights of the network are permitted to be nonzero. Thus, a *network Φ is of architecture \mathcal{A}* as above if $\Phi = ((A_1, b_1), \dots, (A_L, b_L))$ where $A_\ell \in \mathbb{C}^{N_\ell \times N_{\ell-1}}$ and $b_\ell \in \mathbb{C}^{N_\ell}$, and if furthermore $(A_\ell)_{j,k} = 0$ if $(j, k) \notin I_\ell$ and $(b_\ell)_j = 0$ if $j \notin J_\ell$. The number of weights and neurons of an architecture \mathcal{A} are defined as $W(\mathcal{A}) := \sum_{\ell=1}^L (|J_\ell| + |I_\ell|)$ and $N(\mathcal{A}) := \sum_{\ell=0}^L N_\ell$, respectively.

In the present paper, we will focus on neural networks using the *modReLU* activation function

$$\sigma : \mathbb{C} \rightarrow \mathbb{C}, \quad z \mapsto \varrho(|z| - 1) \operatorname{sgn}(z) = \begin{cases} 0, & \text{if } |z| \leq 1, \\ z - \frac{z}{|z|}, & \text{if } |z| \geq 1 \end{cases} \quad (1.1)$$

proposed in [4] as a generalization of the ReLU activation function $\varrho : \mathbb{R} \rightarrow \mathbb{R}, x \mapsto \max\{0, x\}$ to the complex domain. Note that the complex sign function is defined as $\operatorname{sgn}(z) = \frac{z}{|z|}$ for

$z \neq 0$, and $\text{sgn}(z) = 0$ else. We briefly discuss other activation functions in [Subsection 1.4](#) below.

1.2. Smoothness assumptions. We are interested in approximating functions $f : \mathbb{C}^d \rightarrow \mathbb{C}$ that belong to the Sobolev space $\mathcal{W}^{n,\infty}$, with differentiability understood in the sense of real variables. Specifically, let

$$Q_{\mathbb{C}^d} := \{z = (z_1, \dots, z_d) \in \mathbb{C}^d : \text{Re } z_k, \text{Im } z_k \in [0, 1] \text{ for all } 1 \leq k \leq d\}$$

be the (real) unit cube in \mathbb{C}^d . As in the definition of $Q_{\mathbb{C}^d}$, we will use throughout the paper boldface characters to denote real and complex vectors.

Identifying $z = (z_1, \dots, z_d) \in \mathbb{C}^d$ with $x = (\text{Re}(z_1), \dots, \text{Re}(z_d), \text{Im}(z_1), \dots, \text{Im}(z_d)) \in \mathbb{R}^{2d}$, we will consider $\mathbb{C}^d \cong \mathbb{R}^{2d}$ as usual. With this in mind, a complex function $g : \mathbb{C}^d \rightarrow \mathbb{C}$ can be identified with a pair of functions $g_{\text{Re}}, g_{\text{Im}} : \mathbb{R}^{2d} \rightarrow \mathbb{R}$ given by $g_{\text{Re}} = \text{Re}(g)$ and $g_{\text{Im}} = \text{Im}(g)$.

Given a real function $f : [0, 1]^{2d} \rightarrow \mathbb{R}$ and $n \in \mathbb{N}$, we write $f \in \mathcal{W}^{n,\infty}([0, 1]^{2d}; \mathbb{R})$ if f is $n - 1$ times continuously differentiable with all derivatives of order $n - 1$ being Lipschitz continuous. We then define

$$\|f\|_{\mathcal{W}^{n,\infty}} := \max \left\{ \max_{|\alpha| \leq n-1} \|\partial^\alpha f\|_{L^\infty}, \max_{|\alpha|=n-1} \text{Lip}(\partial^\alpha f) \right\}.$$

Using this norm, we define the unit ball in the Sobolev space $\mathcal{W}^{n,\infty}$ as

$$F_{n,d} := \{f \in \mathcal{W}^{n,\infty}([0, 1]^{2d}; \mathbb{R}) : \|f\|_{\mathcal{W}^{n,\infty}} \leq 1\}$$

and define the set of functions that we seek to approximate by

$$\mathcal{F}_{n,d} := \{g : Q_{\mathbb{C}^d} \rightarrow \mathbb{C} : g_{\text{Re}}, g_{\text{Im}} \in F_{n,d}\}.$$

1.3. Main result. The main result of this paper provides explicit error bounds for approximating functions $g \in \mathcal{F}_{n,d}$ using modReLU networks. This result can be seen as a generalization to the complex domain of the approximation bounds for ReLU networks developed in [\[28\]](#).

Theorem 1. *For any $d, n \in \mathbb{N}$, there exists $C = C(d, n) > 0$ with the following property:*

Given any $\varepsilon \in (0, 1)$ there exists a modReLU-network architecture \mathcal{A} with no more than $C \cdot \ln(2/\varepsilon)$ layers and no more than $C \cdot \varepsilon^{-2d/n} \cdot \ln^2(2/\varepsilon)$ weights such that for any $g \in \mathcal{F}_{n,d}$ there exists a network Φ of architecture \mathcal{A} with all weights bounded by $C \cdot \varepsilon^{-44d}$ and such that $|g(z) - R_\sigma \Phi(z)| \leq \varepsilon$ for all $z \in Q_{\mathbb{C}^d}$.

The exponent $-\frac{2d}{n}$ in place of $-\frac{d}{n}$ in the real setting is a consequence of the identification $\mathbb{C}^d \cong \mathbb{R}^{2d}$.

Remark 2. Note that the architecture and therefore the size of the network Φ is independent of the function g to approximate, once we fix an approximation accuracy ε and the parameters n and d . Only the choice of weights depends on g .

1.4. Comparison to existing work.

Approximation results for CVNNs. While the approximation properties of real-valued neural networks are comparatively well understood by now, the corresponding questions for complex-valued networks remain mostly open. In fact, even the property of universality—well studied for real-valued networks [9, 12, 13, 16]—was only settled for very specific activation functions [1–3, 11], until the recent paper [26] resolved the question. This universal approximation theorem for CVNNs highlights that the properties of complex-valued networks are significantly more subtle than those of their real-valued counterparts: Real-valued networks (either shallow or deep) are universal if and only if the activation function is not a polynomial [16]. In contrast, shallow *complex-valued* networks are universal if and only if the real part or the imaginary part of the activation function σ is not *polyharmonic*, while *deep* complex-valued networks (with more than one hidden layer) are universal if and only if σ is neither holomorphic, nor antiholomorphic, nor a polynomial (in z and \bar{z}). For instance, *deep* networks with the activation function $\sigma(z) = \bar{z} \cdot e^z$ are universal, but *shallow* networks with this activation function are not.

Aside of these purely qualitative universality results, *no quantitative approximation bounds for complex-valued networks are known whatsoever*. The present paper is thus the first to provide such bounds.

Role of the activation function. As empirically observed in [4, 25], the main advantage of complex-valued networks over their real-valued counterparts stems from the fact that the set of implementable *complex* activation functions is much richer than in the real-valued case. In fact, each real-valued activation function $\rho : \mathbb{R} \rightarrow \mathbb{R}$ can be lifted to the complex function $\sigma(z) := \rho(\operatorname{Re} z)$; then, $\sigma(\mathbf{w}^T \mathbf{z} + b) = \rho(\boldsymbol{\alpha}^T \mathbf{x} - \boldsymbol{\beta}^T \mathbf{y} + \operatorname{Re} b)$ for $\mathbf{z} = \mathbf{x} + i\mathbf{y}$ and $\mathbf{w} = \boldsymbol{\alpha} + i\boldsymbol{\beta}$. Thus, identifying $\mathbb{C}^d \cong \mathbb{R}^{2d}$, every real-valued network can be written as a complex-valued one. Therefore, one can in principle transfer every approximation result involving real-valued networks to a corresponding complex-valued result. Similar arguments apply to activation functions of the form $\sigma(z) = \rho(\operatorname{Re} z) + i\rho(\operatorname{Im} z)$.

However, using such “intrinsically real-valued” activation functions forfeits the main benefits of using complex-valued networks, namely increased expressivity and a faithful handling of phase and magnitude information. Therefore, the two most prominent complex-valued activation functions appearing in the literature (see [4, 23, 25]) are the *modReLU* (see Equation (1.1)) and the *complex cardioid* (given by $\sigma(z) = \frac{z}{2} \cdot (1 + \frac{\operatorname{Re} z}{|z|})$), neither of which is of the form $\rho(\operatorname{Re}(z))$ for a real activation function ρ .

In the present work, we focus on the modReLU activation function because it satisfies the natural *phase homogeneity property* $\sigma(e^{i\theta} z) = e^{i\theta} \sigma(z)$. Investigating the complex cardioid—and other complex-valued activation functions—is an interesting topic for future work.

Role of the network depth. Deep networks greatly outperform their shallow counterparts in applications [15]; therefore, much research has been devoted to rigorously quantify the influence of the network depth on the expressivity of (real-valued) neural networks. The precise findings depend on the activation function: While for *smooth* activation functions, already *shallow* networks with $\mathcal{O}(\varepsilon^{-d/n})$ weights and neurons can uniformly approximate functions $f \in C^n([0, 1]^d)$ up to error ε (see [18]), this is not true for ReLU networks. To achieve the same approximation rate, ReLU networks need at least $\mathcal{O}(1 + \frac{n}{d})$ layers [19–21]. The proofs of these bounds crucially use that the ReLU is piecewise linear. Since this is not true of the

modReLU, these arguments do not apply here.

Regarding sufficiency, the best known approximation result for ReLU networks [28] shows—similar to our main theorem—that ReLU networks with depth $\mathcal{O}(\ln(2/\varepsilon))$ and $\mathcal{O}(\varepsilon^{-d/n} \ln(2/\varepsilon))$ weights can approximate functions $f \in C^n([0, 1]^d)$ uniformly up to error ε . For networks with bounded depth, similar results are only known for approximation in L^p [19] or for approximation in terms of the network *width* instead of the number of nonzero weights [17]. It is an interesting question whether these two results extend to modReLU networks as well.

Finally, we mention an intriguing result in [29] which shows that *extremely deep* ReLU networks (for which the number of layers is proportional to the number of weights) with *extremely complicated weights* can approximate functions $f \in C^n([0, 1]^d)$ up to error ε using only $\mathcal{O}(\varepsilon^{-d/(2n)})$ weights (up to log factors). Due to the prohibitive complexity of the network weights, this bound has limited practical significance, but is an extremely surprising and insightful mathematical result. We expect that the arguments in [29] can be extended to modReLU networks, but leave this as future work.

Optimality. For modReLU networks with polynomial growth of the individual weights and logarithmic growth of the depth (as in [Theorem 1](#)), the approximation rate of [Theorem 1](#) is essentially optimal. We prove this in detail in [Section 7](#), [Theorem 12](#). Our proof relies on *entropy arguments*, which are closely related to the proof techniques based on rate distortion theory as used in [7, 19]. Furthermore, for deriving suitable covering bounds for certain network sets (which then give rise to entropy bounds), we borrow several proof ideas from [6].

For ReLU networks, a similar optimality result holds for networks with logarithmic growth of the depth *even without assumptions on the magnitude of the network weights* [28]. The proof relies on sharp bounds for the VC dimension of ReLU networks [5]. For modReLU networks, a similar question is more subtle, since to the best of our knowledge no analogous VC dimension bounds are available. We thus leave it as future work to study optimality *without* assumptions on the magnitude of the network weights.

1.5. Structure of the paper. Inspired by [28], our proof of [Theorem 1](#) proceeds by locally approximating g using Taylor polynomials, and then showing that these Taylor polynomials and a suitable partition of unity can be well approximated by modReLU networks. To prove this, we first show in [Section 2](#) that modReLU networks of *constant size* can approximate the functions $z \mapsto \operatorname{Re} z$ and $z \mapsto \operatorname{Im} z$ arbitrarily well—only the magnitude of the individual weights of the network grows as the approximation accuracy improves. Then, based on proof techniques in [28], we show in [Section 3](#) that modReLU networks with $\mathcal{O}(\ln^2(2/\varepsilon))$ weights and $\mathcal{O}(\ln(2/\varepsilon))$ layers can approximate the function $z \mapsto (\operatorname{Re} z)^2$ up to error ε . By a polarization argument, this also allows to approximate the product function $(z, w) \mapsto zw$; see [Section 4](#). After describing in [Section 5](#) how a partition of unity can be implemented with modReLU networks, we combine all the ingredients in [Section 6](#) to prove [Theorem 1](#). Finally, [Section 7](#) proves that [Theorem 1](#) is essentially optimal.

2. Approximating real and imaginary parts. This section shows that modReLU networks of *constant size* can approximate the functions $z \mapsto \operatorname{Re} z$ and $z \mapsto \operatorname{Im} z$ arbitrarily well:

Proposition 3. *For any $R \geq 1$ and $\varepsilon \in (0, 1)$, there exist functions $\operatorname{Re}_{R,\varepsilon}, \operatorname{Im}_{R,\varepsilon} : \mathbb{C} \rightarrow \mathbb{C}$ that are implemented by shallow σ -networks with 5 neurons and 10 weights, all bounded in*

absolute value by $C \cdot R^3/\varepsilon^3$ with an absolute constant $C > 0$, satisfying

$$|\operatorname{Re}_{R,\varepsilon}(z) - \operatorname{Re}(z)| \leq \varepsilon \quad \text{and} \quad |\operatorname{Im}_{R,\varepsilon}(z) - \operatorname{Im}(z)| \leq \varepsilon \quad \text{for all } z \in \mathbb{C} \text{ with } |z| \leq R.$$

To prove [Proposition 3](#), we need two ingredients: First, modReLU networks can implement the identity function on bounded subsets of \mathbb{C} *exactly*. To be precise, for arbitrary $R > 0$ it holds that $\operatorname{Id}_R(z) = z$ for $z \in \mathbb{C}$ with $|z| \leq R$, where

$$\operatorname{Id}_R(z) := \sigma(2z + 2R + 2) - \sigma(z + R + 1) - (R + 1). \quad (2.1)$$

Indeed, for $w \in \mathbb{C}$ with $|w| \geq 1$, we have $\sigma(2w) - \sigma(w) = 2w - \frac{2w}{|2w|} - (w - \frac{w}{|w|}) = w$. For $z \in \mathbb{C}$ with $|z| \leq R$, setting $w = z + R + 1$ so that $|w| \geq 1$ gives $\operatorname{Id}_R(z) = z$.

As the second ingredient, we use the following functions, parameterized by $h > 0$:

$$\operatorname{Im}_h(z) := \frac{-i}{h^2} \cdot \left(\operatorname{sgn}\left(hz + \frac{1}{h}\right) - 1 \right) \quad \text{and} \quad \operatorname{Re}_h(z) := \frac{1}{h^2} \cdot \left(\operatorname{sgn}\left(hz - \frac{i}{h}\right) + i \right), \quad z \in \mathbb{C}.$$

The next lemma shows that these complex-valued functions well approximate the real-valued functions Re and Im . The proof of [Proposition 3](#) will then consist of showing that Im_h and Re_h can be implemented by modReLU networks.

Lemma 4. *For $z \in \mathbb{C}$ and $0 < h \leq \frac{1}{2+2|z|}$, we have*

$$\left| \operatorname{Im}(z) - \operatorname{Im}_h(z) \right| \leq 2h|z| \quad \text{and} \quad \left| \operatorname{Re}(z) - \operatorname{Re}_h(z) \right| \leq 2h|z|. \quad (2.2)$$

Proof. See [Appendix A.1](#). ■

Proof of Proposition 3. Set $h := \frac{\varepsilon}{2+2R}$, noting that indeed $0 < h \leq \frac{1}{2+2|z|}$ and $h|z| \leq \frac{\varepsilon}{2}$ whenever $|z| \leq R$. Note that $w := hz - \frac{i}{h}$ satisfies $|w| \leq \frac{1}{h} + h|z| \leq \frac{2}{h} =: R'$ and $|w| = |hz - \frac{i}{h}| \geq \frac{1}{h} - h|z| \geq 2 - \frac{1}{2} \geq 1$, so that $\operatorname{sgn}(w) = w - \sigma(w) = \operatorname{Id}_{R'}(w) - \sigma(w)$, with $\operatorname{Id}_{R'}$ as in [Equation \(2.1\)](#). Then it is not hard to see that

$$\begin{aligned} \operatorname{Re}_h(z) &= h^{-2} \cdot (\operatorname{Id}_{R'}(w) - \sigma(w) + i) \\ &= h^{-2} \cdot \left(\sigma\left(2hz + \frac{4}{h} + 2 - \frac{2i}{h}\right) - \sigma\left(hz + \frac{2}{h} + 1 - \frac{i}{h}\right) - \sigma\left(hz - \frac{i}{h}\right) + i - \frac{2}{h} - 1 \right) \\ &=: \operatorname{Re}_{R,\varepsilon}(z) \end{aligned} \quad (2.3)$$

is implemented by a shallow σ -network with 5 neurons and 10 weights, where all the weights are bounded by $\frac{4}{h^3} \leq C R^3/\varepsilon^3$ for an absolute constant $C > 0$. Finally, [Lemma 4](#) shows $|\operatorname{Re}(z) - \operatorname{Re}_{R,\varepsilon}(z)| \leq \varepsilon$ for all $z \in \mathbb{C}$ with $|z| \leq R$. The claim concerning the approximation of $\operatorname{Im}(z)$ is shown similarly. ■

3. Approximating the squared real part. The main result of this section is [Proposition 8](#) below, showing that the function $z \mapsto (\operatorname{Re}(z))^2$ on the set $\{z \in \mathbb{C} : |z| \leq R, |\operatorname{Re}(z)| \leq 1\}$ can be uniformly approximated up to error ε by modReLU networks with $\mathcal{O}(\ln(2/\varepsilon))$ layers and $\mathcal{O}(\ln^2(2/\varepsilon))$ weights of size $\mathcal{O}(R^6 \varepsilon^{-7})$.

As a first step towards proving [Proposition 8](#), we show that modReLU networks can approximate functions of the form $z \mapsto \varrho(\operatorname{Re}(z) + c)$ with the usual ReLU ϱ ; this will then allow us to use the approximation of the square function by ReLU networks as derived in [\[28\]](#).

Proposition 5. For any choice of $R \geq 1$, $c \in \mathbb{R}$, and $\varepsilon \in (0, 1)$, there exist functions $\varrho_{R,\varepsilon}^{\text{Re},c}, \varrho_{R,\varepsilon}^{\text{Im},c} : \mathbb{C} \rightarrow \mathbb{C}$ that are implemented by depth-3 σ -networks with 6 neurons and 11 weights, all bounded in absolute value by $C \cdot R^3/\varepsilon^3 + 2|c|$ (with an absolute constant C), satisfying $|\varrho_{R,\varepsilon}^{\text{Re},c}(z) - \varrho(\text{Re}(z) + c)| \leq \varepsilon$ and $|\varrho_{R,\varepsilon}^{\text{Im},c}(z) - \varrho(\text{Im}(z) + c)| \leq \varepsilon$ for all $z \in \mathbb{C}$ with $|z| \leq R$.

Proof. Let us first prove the statement for $\varrho_{R,\varepsilon}^{\text{Re},c}$. To this end, first note that the modReLU $\sigma : \mathbb{C} \rightarrow \mathbb{C}$ is 1-Lipschitz; see [Lemma 6](#) below.

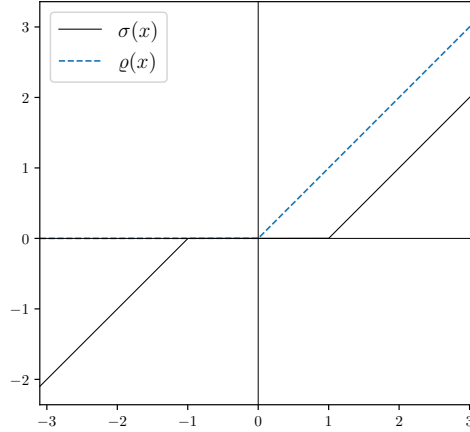


Figure 1. A plot of the modReLU function σ on the interval $[-3, 3]$. The plot shows that $\sigma(x+1) = \varrho(x)$ for $x \in [-2, \infty)$.

Now, set $\delta := 1/(2 \cdot (R + |c|))$ and define

$$\varrho_{R,\varepsilon}^{\text{Re},c} : \mathbb{C} \rightarrow \mathbb{C}, \quad z \mapsto \frac{1}{\delta} \cdot \sigma(1 + \delta \cdot (\text{Re}_{R,\varepsilon}(z) + c)),$$

where $\text{Re}_{R,\varepsilon}$ is as in [Proposition 3](#). Now, a direct computation (see also [Figure 1](#)) shows that $\sigma(x+1) = \varrho(x)$ for $x \in [-2, \infty)$. Because of $|\delta \cdot (\text{Re}(z) + c)| \leq \delta \cdot (|z| + |c|) \leq \frac{1}{2}$ for $|z| \leq R$, this implies $\frac{1}{\delta} \cdot \sigma(1 + \delta \cdot (\text{Re}(z) + c)) = \frac{1}{\delta} \cdot \varrho(\delta \cdot (\text{Re}(z) + c)) = \varrho(\text{Re}(z) + c)$. Combined with the 1-Lipschitz continuity of σ , we thus see

$$\begin{aligned} |\varrho(\text{Re}(z) + c) - \varrho_{R,\varepsilon}^{\text{Re},c}(z)| &= \left| \frac{1}{\delta} \cdot \sigma(1 + \delta \cdot (\text{Re}(z) + c)) - \frac{1}{\delta} \cdot \sigma(1 + \delta \cdot (\text{Re}_{R,\varepsilon}(z) + c)) \right| \\ &\leq |\text{Re}(z) - \text{Re}_{R,\varepsilon}(z)| \leq \varepsilon \quad \text{for all } z \in \mathbb{C} \text{ with } |z| \leq R. \end{aligned}$$

Based on the properties of $\text{Re}_{R,\varepsilon}$ from [Proposition 3](#) (see also [Equation \(2.3\)](#) noting that $h = \frac{\varepsilon}{2+2R}$ in that equation), it is easy to see that $\varrho_{R,\varepsilon}^{\text{Re},c}$ is implemented by a depth-3 σ -network with 6 neurons and 11 weights, all bounded in absolute value by $2|c| + C \cdot R^3/\varepsilon^3$. The construction of $\varrho_{R,\varepsilon}^{\text{Im},c}$ is similar, replacing $\text{Re}_{R,\varepsilon}(z)$ with $\text{Im}_{R,\varepsilon}(z)$. \blacksquare

The next lemma shows that $\sigma : \mathbb{C} \rightarrow \mathbb{C}$ is 1-Lipschitz, which was used in the proof above.

Lemma 6. The modReLU function $\sigma : \mathbb{C} \rightarrow \mathbb{C}$ defined in [Equation \(1.1\)](#) is 1-Lipschitz, i.e., $|\sigma(z) - \sigma(w)| \leq |z - w|$ for all $z, w \in \mathbb{C}$.

Proof. Simply note that

$$|\sigma(z) - \sigma(w)| = \begin{cases} 0 & \text{if } |z|, |w| \leq 1, \\ |\sigma(z)| = |z| - 1 \leq |z| - |w| \leq |z - w| & \text{if } |z| > 1 \text{ and } |w| \leq 1, \\ |\sigma(w)| = |w| - 1 \leq |w| - |z| \leq |w - z| & \text{if } |z| \leq 1 \text{ and } |w| > 1, \\ |(z - \frac{z}{|z|}) - (w - \frac{w}{|w|})| \leq |z - w| & \text{if } |z|, |w| > 1, \end{cases}$$

where we used that if $z, w \in \mathbb{C}$ with $|z|, |w| > 1$, then

$$\begin{aligned} |(z - \frac{z}{|z|}) - (w - \frac{w}{|w|})|^2 &= |\frac{z}{|z|} \cdot (|z| - 1) - \frac{w}{|w|} \cdot (|w| - 1)|^2 \\ &= (|z| - 1)^2 + (|w| - 1)^2 - 2(|z| - 1)(|w| - 1) \operatorname{Re}(\frac{z}{|z|} \frac{\bar{w}}{|w|}) \\ &= |z|^2 + |w|^2 - 2|z||w| \operatorname{Re}(\frac{z}{|z|} \frac{\bar{w}}{|w|}) - (2|z| + 2|w| - 2)(1 - \operatorname{Re}(\frac{z}{|z|} \frac{\bar{w}}{|w|})) \\ &\leq |z|^2 + |w|^2 - 2|z||w| \operatorname{Re}(\frac{z}{|z|} \frac{\bar{w}}{|w|}) = |z - w|^2. \quad \blacksquare \end{aligned}$$

Our next goal is to construct σ -networks approximating the function $z \mapsto (\operatorname{Re} z)^2$. This will be based on combining [Proposition 5](#) with the approximation of the real function $x \mapsto x^2$ by ReLU networks, as presented in [\[28\]](#).

The construction in [\[28\]](#) is based on the following auxiliary functions which are shown in [Figure 2](#):

$$\begin{aligned} g &: \mathbb{R} \rightarrow \mathbb{R}, & g(x) &:= 2\rho(x) - 4\rho(x - \frac{1}{2}) + 2\rho(x - 1), \\ g_k &: \mathbb{R} \rightarrow \mathbb{R}, & g_k(x) &:= \underbrace{g \circ \dots \circ g}_k(x) \quad \text{for } k \in \mathbb{N}, \\ f_m &: \mathbb{R} \rightarrow \mathbb{R}, & f_m(x) &:= x - \sum_{k=1}^m \frac{g_k(x)}{2^{2k}} \quad \text{for } m \in \mathbb{N} \cup \{0\}. \end{aligned}$$

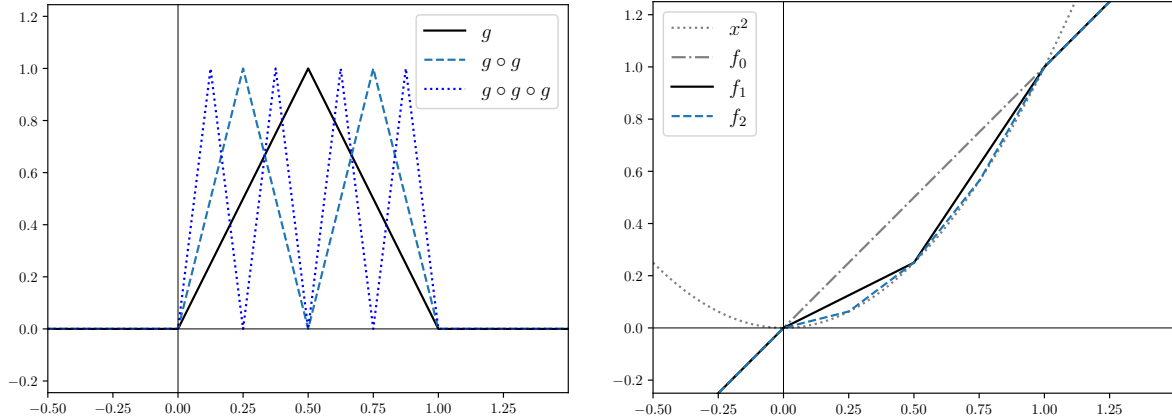


Figure 2. A plot of the function g , its compositions $g \circ g$ and $g \circ g \circ g$, and the square approximations f_m , for $m = 0, 1, 2$. Evidently, g is 2-Lipschitz.

One can show (cf. [28, Proof of Proposition 2]) that

$$|x^2 - f_m(x)| \leq 2^{-2m-2} \quad \text{for } 0 \leq x \leq 1. \quad (3.1)$$

Further, we define

$$\begin{aligned} g^{\text{Re}} : \mathbb{C} &\rightarrow \mathbb{C}, & g^{\text{Re}}(z) &:= g(\text{Re}(z)) = 2\varrho(\text{Re}(z)) - 4\varrho(\text{Re}(z) - \tfrac{1}{2}) + 2\varrho(\text{Re}(z) - 1), \\ g^{\text{Re},k} : \mathbb{C} &\rightarrow \mathbb{C}, & g^{\text{Re},k}(z) &:= \underbrace{g^{\text{Re}} \circ \dots \circ g^{\text{Re}}}_{k\text{-times}}(z) = g_k(\text{Re}(z)) \quad (\text{since } g : \mathbb{R} \rightarrow \mathbb{R}). \end{aligned}$$

As is clear from Figure 2, the function $g : \mathbb{R} \rightarrow \mathbb{R}$ is 2-Lipschitz, which in turn implies that $g^{\text{Re}} : \mathbb{C} \rightarrow \mathbb{C}$ is 2-Lipschitz; indeed, $|g(\text{Re}(z)) - g(\text{Re}(z'))| \leq 2|\text{Re}(z) - \text{Re}(z')| \leq 2|z - z'|$ for $z, z' \in \mathbb{C}$. In view of Proposition 5, we consider the approximation of g^{Re} and $g^{\text{Re},k}$ respectively by the following functions:

$$\begin{aligned} g_{R,\varepsilon}^{\text{Re}} : \mathbb{C} &\rightarrow \mathbb{C}, & g_{R,\varepsilon}^{\text{Re}}(z) &:= 2\varrho_{R,\varepsilon}^{\text{Re},0}(z) - 4\varrho_{R,\varepsilon}^{\text{Re},-1/2}(z) + 2\varrho_{R,\varepsilon}^{\text{Re},-1}(z), \\ g_{R,\varepsilon}^{\text{Re},k} : \mathbb{C} &\rightarrow \mathbb{C}, & g_{R,\varepsilon}^{\text{Re},k}(z) &:= \underbrace{g_{R,\varepsilon}^{\text{Re}} \circ \dots \circ g_{R,\varepsilon}^{\text{Re}}}_{k\text{-times}}(z) \quad \text{for } k \in \mathbb{N}, \end{aligned}$$

where $R \geq 1$ and $\varepsilon \in (0, 1)$. As the last preparation for the proof of Proposition 8, we need the following technical lemma concerning the size of $g_{R,\varepsilon}^{\text{Re},k}(z)$.

Lemma 7. *Let $R \geq 1$, $0 < \varepsilon < \min\{1, \frac{R}{8}\}$, and $k \in \mathbb{N}$. Then $|g_{R+1,\varepsilon}^{\text{Re},k}(z)| \leq R + 1$ for all $z \in \mathbb{C}$ with $|z| \leq R + 1$.*

Proof. Proposition 5 implies that if $z \in \mathbb{C}$ with $|z| \leq R + 1$, then

$$|g_{R+1,\varepsilon}^{\text{Re}}(z) - g^{\text{Re}}(z)| \leq (2 + 4 + 2) \cdot \varepsilon \leq R$$

and since $|g^{\text{Re}}(z)| = |g(\text{Re}(z))| \leq 1$ for all $z \in \mathbb{C}$ (see Figure 2), we have

$$|g_{R+1,\varepsilon}^{\text{Re}}(z)| \leq |g_{R+1,\varepsilon}^{\text{Re}}(z) - g^{\text{Re}}(z)| + |g^{\text{Re}}(z)| \leq R + 1.$$

This shows that $g_{R+1,\varepsilon}^{\text{Re}}$ maps $\{z \in \mathbb{C} : |z| \leq R + 1\}$ into itself. It then follows by induction that $g_{R+1,\varepsilon}^{\text{Re},k}$ maps $\{z \in \mathbb{C} : |z| \leq R + 1\}$ into itself, as claimed. \blacksquare

Proposition 8. *Let $R \geq 3$ and $0 < \varepsilon < \min\{1, \frac{R}{8}\}$. There exists a function $\Phi_{R,\varepsilon} : \mathbb{C} \rightarrow \mathbb{C}$ that is implemented by a σ -network of depth $\mathcal{O}(\ln(2/\varepsilon))$ and width $\mathcal{O}(\ln(2/\varepsilon))$ and with the number of weights and neurons bounded by $\mathcal{O}(\ln^2(2/\varepsilon))$ and all weights bounded by $\mathcal{O}(R^6/\varepsilon^7)$ and such that $|(\text{Re } z)^2 - \Phi_{R,\varepsilon}(z)| \leq \varepsilon$ for all $z \in \mathbb{C}$ with $|z| \leq R$ and $|\text{Re } z| \leq 1$.*

Proof. First, it holds for any $z \in \mathbb{C}$ with $|z| \leq R + 1$ that

$$|g^{\text{Re}}(z) - g_{R+1,\varepsilon}^{\text{Re}}(z)| \leq (2 + 4 + 2) \cdot \varepsilon = 8\varepsilon \quad (3.2)$$

and $|g_{R+1,\varepsilon}^{\text{Re},k}(z)| \leq R + 1$ for all $k \in \mathbb{N}$, by Proposition 5 and Lemma 7 respectively. We claim that this implies

$$|g^{\text{Re},k}(z) - g_{R+1,\varepsilon}^{\text{Re},k}(z)| \leq 8\varepsilon \cdot (2^k - 1) \quad \forall k \in \mathbb{N} \text{ and } |z| \leq R + 1. \quad (3.3)$$

Indeed, for $k = 1$ we have $g_{R+1,\varepsilon}^{\text{Re},k} = g_{R+1,\varepsilon}^{\text{Re}}$ and $g^{\text{Re},k} = g^{\text{Re}}$, so that Equation (3.2) shows $|g^{\text{Re},k}(z) - g_{R+1,\varepsilon}^{\text{Re},k}(z)| \leq 8\varepsilon = 8\varepsilon \cdot (2^k - 1)$.

Next, suppose Equation (3.3) holds for some $k \in \mathbb{N}$. Lemma 7 shows that $w := g_{R+1,\varepsilon}^{\text{Re},k}(z)$ satisfies $|w| \leq R+1$. Further, setting $w' := g^{\text{Re},k}(z)$, Equation (3.3) shows $|w-w'| \leq 8\varepsilon \cdot (2^k - 1)$. Thus, using that g^{Re} is 2-Lipschitz, we see

$$\begin{aligned} |g^{\text{Re},k+1}(z) - g_{R+1,\varepsilon}^{\text{Re},k+1}(z)| &= |g^{\text{Re}}(w') - g_{R+1,\varepsilon}^{\text{Re}}(w)| \\ &\leq |g^{\text{Re}}(w') - g^{\text{Re}}(w)| + |g^{\text{Re}}(w) - g_{R+1,\varepsilon}^{\text{Re}}(w)| \\ &\stackrel{(*)}{\leq} 2 \cdot 8\varepsilon \cdot (2^k - 1) + 8\varepsilon = 8\varepsilon \cdot (2^{k+1} - 1) \end{aligned}$$

where Equation (3.2) was used at (*). Thus, Equation (3.3) holds for $k+1$ if it holds for k .

Now, using the function Id_R from Equation (2.1) (which is implemented by a 2-layer σ -network with 7 weights, all bounded by $2R+2$) and the function $\text{Re}_{R,\varepsilon}$ from Proposition 3, we define for $m \in \mathbb{N}$,

$$f_{m,R,\varepsilon}(z) := \text{Re}_{R,\varepsilon} \circ \text{Id}_R \circ \cdots \circ \text{Id}_R(z) - \sum_{k=1}^m \frac{g_{R+1,\varepsilon}^{\text{Re},k} \circ \text{Id}_R \circ \cdots \circ \text{Id}_R(z)}{4^k} \quad \text{for } z \in \mathbb{C},$$

where the number of the ‘‘factors’’ Id_R is chosen such that all (sub)networks have the same depth and thus can be added/subtracted—see Appendices A.2 and A.3 for details on implementing composition and summation of networks. It then follows for $m \in \mathbb{N}$ and $|z| \leq R$ that

$$\begin{aligned} |f_m(\text{Re}(z)) - f_{m,R,\varepsilon}(z)| &\leq |\text{Re}(z) - \text{Re}_{R,\varepsilon}(z)| + \sum_{k=1}^m \frac{|g^{\text{Re},k}(z) - g_{R+1,\varepsilon}^{\text{Re},k}(z)|}{4^k} \\ &\leq \varepsilon + 8\varepsilon \sum_{k=1}^m 2^{-k} \leq 9\varepsilon. \end{aligned} \tag{3.4}$$

Setting $m := \lceil \frac{1}{2} \ln(\frac{1}{\varepsilon}) / \ln(2) \rceil \in \mathbb{N}$ (so that $2^{-2m-2} \leq \varepsilon$) and combining (3.1) and (3.4), we deduce for $|z| \leq R$ with $0 \leq \text{Re}(z) \leq 1$ that

$$|\text{Re}(z)^2 - f_{m,R,\varepsilon}(z)| \leq |\text{Re}(z)^2 - f_m(\text{Re}(z))| + |f_m(\text{Re}(z)) - f_{m,R,\varepsilon}(z)| \leq 10\varepsilon. \tag{3.5}$$

We will now extend this result to $z \in \mathbb{C}$ with $|z| \leq R$ and $|\text{Re}(z)| \leq 1$. Given such a z , define $w := \frac{1}{2}(z+1)$, noting that $|w| \leq R$ (since $R \geq 1$) and $0 \leq \text{Re } w \leq 1$. Therefore, applying Equation (3.5) to w instead of z , we see $|(\text{Re } w)^2 - f_{m,R,\varepsilon}(w)| \leq 10\varepsilon$. Note that $(\text{Re } w)^2 = \frac{1}{4}(1 + \text{Re } z)^2 = \frac{1}{4} + \frac{1}{2} \text{Re } z + \frac{1}{4}(\text{Re } z)^2$ and hence $(\text{Re } z)^2 = 4(\text{Re } w)^2 - 2 \text{Re } z - 1$. Thus, setting

$$h_{m,R,\varepsilon}(z) := 4 f_{m,R,\varepsilon}\left(\frac{1}{2}(z+1)\right) - 2 \text{Re}_{R,\varepsilon} \circ \text{Id}_R \circ \cdots \circ \text{Id}_R(z) - 1,$$

where again Id_R is used to match the depth of the (sub)networks, we see

$$|(\text{Re } z)^2 - h_{m,R,\varepsilon}(z)| \leq 4 \cdot |(\text{Re } w)^2 - f_{m,R,\varepsilon}(w)| + 2 \cdot |\text{Re}(z) - \text{Re}_{R,\varepsilon}(z)| \leq 42\varepsilon.$$

It remains to bound the depth, width, and number of weights of the σ -network defining the function $\Phi_{R,\varepsilon}(z) := h_{m,R,\varepsilon}(z)$, and to estimate the size of the weights. The following estimates regarding these quantities should be fairly intuitive; the reader interested in the full details is referred to [Appendices A.2](#) and [A.3](#). Note that $f_{m,R,\varepsilon}$, with our choice of $m = \lceil \frac{1}{2} \ln(\frac{1}{\varepsilon}) / \ln(2) \rceil = \mathcal{O}(\ln(2/\varepsilon))$, is a σ -network with depth and width $\mathcal{O}(m)$, and with $\mathcal{O}(m^2)$ neurons and weights, all of which are bounded by $\mathcal{O}(\ln(2/\varepsilon)R^6/\varepsilon^6) \subset \mathcal{O}(R^6/\varepsilon^7)$. Consequently, $\Phi_{R,\varepsilon}$ is a σ -network whose depth and width is $\mathcal{O}(\ln(2/\varepsilon))$, whose number of weights, and neurons are $\mathcal{O}(\ln^2(2/\varepsilon))$, and whose weights are bounded by $\mathcal{O}(R^6/\varepsilon^7)$. ■

4. Approximating the product of complex numbers. In this section, we approximate the product function $\mathbb{C}^2 \rightarrow \mathbb{C}, (z, w) \mapsto zw$ using modReLU networks. To do so, we first approximate the function $\mathbb{C}^2 \rightarrow \mathbb{C}, (z, w) \mapsto \operatorname{Re}(z) \operatorname{Re}(w)$ based on the approximation of $(\operatorname{Re} z)^2$ obtained in [Proposition 8](#) and then use a polarization argument. This idea is motivated by [[28](#), Proposition 3].

Proposition 9. *Given $R \geq 3$ and $\varepsilon \in (0, 1)$, there is a function $\tilde{\chi}_{\operatorname{Re},R,\varepsilon}: \mathbb{C}^2 \rightarrow \mathbb{C}$ such that*

1. *for any inputs $z, w \in \mathbb{C}$ with $|z|, |w| \leq R$ we have $|\tilde{\chi}_{\operatorname{Re},R,\varepsilon}(z, w) - \operatorname{Re}(z) \operatorname{Re}(w)| \leq \varepsilon$;*
2. *the function $\tilde{\chi}_{\operatorname{Re},R,\varepsilon}$ is implemented by a σ -network of depth and width $\mathcal{O}(\ln(R^2 \varepsilon^{-1}))$, with at most $\mathcal{O}(\ln^2(R^2 \varepsilon^{-1}))$ weights and neurons, and all weights bounded in absolute value by $\mathcal{O}(R^{16} \varepsilon^{-7})$.*

Proof. Noting that $0 < \varepsilon' := \frac{\varepsilon}{6R^2} < \frac{1}{54} \leq \min\{1, \frac{R}{8}\}$ is eligible for [Proposition 8](#), we set

$$\tilde{\chi}_{\operatorname{Re},R,\varepsilon}(z, w) := 2R^2 \cdot \left(\Phi_{1, \frac{\varepsilon}{6R^2}}\left(\frac{z+w}{2R}\right) - \Phi_{1, \frac{\varepsilon}{6R^2}}\left(\frac{z}{2R}\right) - \Phi_{1, \frac{\varepsilon}{6R^2}}\left(\frac{w}{2R}\right) \right) \quad \text{for } z, w \in \mathbb{C}.$$

Comparing with the equation

$$\operatorname{Re}(z) \operatorname{Re}(w) = 2R^2 \cdot \left([\operatorname{Re}(\frac{z+w}{2R})]^2 - [\operatorname{Re}(\frac{z}{2R})]^2 - [\operatorname{Re}(\frac{w}{2R})]^2 \right) \quad \text{for } z, w \in \mathbb{C}$$

and applying [Proposition 8](#), we see that if $z, w \in \mathbb{C}$ with $|z|, |w| \leq R$, then

$$\begin{aligned} & \left| \operatorname{Re}(z) \operatorname{Re}(w) - \tilde{\chi}_{\operatorname{Re},R,\varepsilon}(z, w) \right| \\ & \leq 2R^2 \cdot \left(\left| [\operatorname{Re}(\frac{z+w}{2R})]^2 - \Phi_{1, \frac{\varepsilon}{6R^2}}\left(\frac{z+w}{2R}\right) \right| + \left| [\operatorname{Re}(\frac{z}{2R})]^2 - \Phi_{1, \frac{\varepsilon}{6R^2}}\left(\frac{z}{2R}\right) \right| + \left| [\operatorname{Re}(\frac{w}{2R})]^2 - \Phi_{1, \frac{\varepsilon}{6R^2}}\left(\frac{w}{2R}\right) \right| \right) \\ & \leq 2R^2 \cdot \left(\frac{\varepsilon}{6R^2} + \frac{\varepsilon}{6R^2} + \frac{\varepsilon}{6R^2} \right) = \varepsilon. \end{aligned}$$

According to [Proposition 8](#), the function $\Phi_{1, \frac{\varepsilon}{6R^2}}$ is implemented by a σ -network of depth and width $\mathcal{O}(\ln(12R^2 \varepsilon^{-1}))$, with $\mathcal{O}(\ln^2(12R^2 \varepsilon^{-1}))$ weights and neurons, and all weights bounded by $\mathcal{O}(R^{14} \varepsilon^{-7})$. Note that $\tilde{\chi}_{\operatorname{Re},R,\varepsilon}(z, w)$ is a parallel connection of three copies of $\Phi_{1, \frac{\varepsilon}{6R^2}}$ with the adjustment that all weights in the last layer are scaled by a factor of $2R^2$, and the first layer is composed with appropriate linear transforms. Hence, the function $\tilde{\chi}_{\operatorname{Re},R,\varepsilon}(z, w)$ is again implemented by a σ -network whose depth and width are $\mathcal{O}(\ln(R^2 \varepsilon^{-1}))$, whose number of weights and neurons are $\mathcal{O}(\ln^2(R^2 \varepsilon^{-1}))$, and whose weights are bounded by $\mathcal{O}(R^{16} \varepsilon^{-7})$ in absolute value. ■

As a direct consequence of [Proposition 9](#), we obtain an approximation for the complex product function $\mathbb{C}^2 \rightarrow \mathbb{C}$, $(z, w) \mapsto zw$.

Corollary 10. *Given $R \geq 3$ and $\varepsilon \in (0, 1)$, there is a function $\tilde{\times}_{R,\varepsilon}: \mathbb{C}^2 \rightarrow \mathbb{C}$ such that*

1. *for any inputs $z, w \in \mathbb{C}$ with $|z|, |w| \leq R$ we have $|\tilde{\times}_{R,\varepsilon}(z, w) - zw| \leq \varepsilon$;*
2. *the function $\tilde{\times}_{R,\varepsilon}$ is implemented by a σ -network of depth and width $\mathcal{O}(\ln(R^2 \varepsilon^{-1}))$, with at most $\mathcal{O}(\ln^2(R^2 \varepsilon^{-1}))$ weights and neurons, and all weights bounded in absolute value by $\mathcal{O}(R^{16} \varepsilon^{-7})$.*

Proof. Noting that for $z, w \in \mathbb{C}$,

$$\begin{aligned} zw &= \operatorname{Re}(z) \operatorname{Re}(w) - \operatorname{Im}(z) \operatorname{Im}(w) + i(\operatorname{Re}(z) \operatorname{Im}(w) + \operatorname{Im}(z) \operatorname{Re}(w)) \\ &= \operatorname{Re}(z) \operatorname{Re}(w) - \operatorname{Re}(-iz) \operatorname{Re}(-iw) + i(\operatorname{Re}(z) \operatorname{Re}(-iw) + \operatorname{Re}(-iz) \operatorname{Re}(w)), \end{aligned}$$

we define

$$\tilde{\times}_{R,\varepsilon}(z, w) := \tilde{\times}_{\operatorname{Re}, R, \frac{\varepsilon}{4}}(z, w) - \tilde{\times}_{\operatorname{Re}, R, \frac{\varepsilon}{4}}(-iz, -iw) + i(\tilde{\times}_{\operatorname{Re}, R, \frac{\varepsilon}{4}}(z, -iw) + \tilde{\times}_{\operatorname{Re}, R, \frac{\varepsilon}{4}}(-iz, w)).$$

It then follows from [Proposition 9](#) that $|\tilde{\times}_{R,\varepsilon}(z, w) - zw| \leq \varepsilon$ for all $z, w \in \mathbb{C}$ with $|z|, |w| \leq R$. The function $\tilde{\times}_{R,\varepsilon}(z, w)$ is a sum of four equivalent copies of $\tilde{\times}_{\operatorname{Re}, R, \frac{\varepsilon}{4}}$ and therefore is again implemented by a σ -network whose depth and width are $\mathcal{O}(\ln(R^2 \varepsilon^{-1}))$, whose number of weights and neurons are $\mathcal{O}(\ln^2(R^2 \varepsilon^{-1}))$, and whose weights are bounded by $\mathcal{O}(R^{16} \varepsilon^{-7})$ in absolute value. \blacksquare

5. Partition of unity. Define the functions $\psi^{\operatorname{Re}}, \psi^{\operatorname{Im}}: \mathbb{C} \rightarrow \mathbb{C}$ by

$$\psi^{\operatorname{Re}}(z) := 1 - \sigma(z + \frac{1}{2}) + \sigma(z - \frac{1}{2}) \quad \text{and} \quad \psi^{\operatorname{Im}}(z) := 1 + i\sigma(z + \frac{1}{2}i) - i\sigma(z - \frac{1}{2}i). \quad (5.1)$$

Note for $x \in \mathbb{R}$ that

$$\psi^{\operatorname{Re}}(x) = \begin{cases} 1 & \text{if } |x| \leq \frac{1}{2} \\ \frac{3}{2} - |x| & \text{if } \frac{1}{2} \leq |x| \leq \frac{3}{2} \\ 0 & \text{if } |x| \geq \frac{3}{2} \end{cases}$$

and for $z \in \mathbb{C}$ that $\psi^{\operatorname{Im}}(iz) = \psi^{\operatorname{Re}}(z)$, since $\sigma(iz) = i\sigma(z)$.

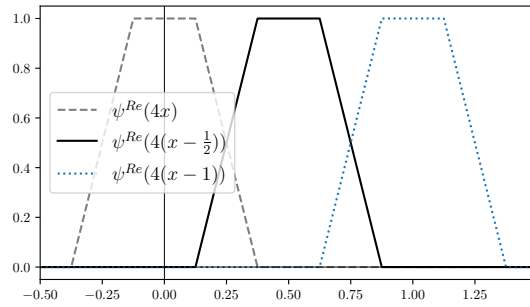


Figure 3. A plot of the function $\psi^{\operatorname{Re}}(4\bullet)$ and its shifts, showing that they form a partition of unity.

Let $N \geq 1$ be a natural number. For $m \in \{0, 1, \dots, 2N\}$ define the functions $\phi_{m,N}^{\text{Re}} : \mathbb{C} \rightarrow \mathbb{C}$ by $\phi_{m,N}^{\text{Re}}(z) := \psi^{\text{Re}}(4N(z - \frac{m}{2N}))$. It is not difficult to see that the $\phi_{m,N}^{\text{Re}}$ ($m \in \{0, 1, \dots, 2N\}$) form a partition of unity on the unit interval $[0, 1] \subset \mathbb{R} \subset \mathbb{C}$, and that

$$\text{supp}(\phi_{m,N}^{\text{Re}}|_{\mathbb{R}}) \subset \{x \in \mathbb{R} : |x - \frac{m}{2N}| \leq \frac{3}{8}N^{-1}\};$$

see [Figure 3](#). Similarly, defining $\phi_{m,N}^{\text{Im}}(z) := \psi^{\text{Im}}(4N(z - \frac{im}{2N}))$ for $m \in \{0, 1, \dots, 2N\}$, we see that the $\phi_{m,N}^{\text{Im}}$ form a partition of unity on the imaginary unit interval $i \cdot [0, 1] \subset \mathbb{C}$.

6. Main result. In this section, we prove our main result, [Theorem 1](#). As a preparation for the proof, we collect the following technical lemma, whose proof is deferred to [Appendix A.4](#).

Lemma 11. *Let $\Omega \neq \emptyset$ be a set, $M \in \mathbb{N}$, $\varepsilon \in (0, \frac{1}{M+1})$, and $0 < \delta \leq \varepsilon^2$. Suppose that*

- $\tilde{\chi} : \mathbb{C}^2 \rightarrow \mathbb{C}$ satisfies $|\tilde{\chi}(z, w) - zw| \leq \varepsilon$ for all $|z|, |w| \leq 4$;
- $\alpha_1, \dots, \alpha_M : \Omega \rightarrow \mathbb{C}$ satisfy $|\alpha_j(z)| \leq 1$ for all $z \in \Omega$;
- $\beta_1, \dots, \beta_M : \Omega \rightarrow \mathbb{C}$ satisfy $|\alpha_j(z) - \beta_j(z)| \leq \delta$ for all $z \in \Omega$.

Define inductively $\gamma_1(z) := \beta_1(z)$ and $\gamma_{j+1}(z) := \tilde{\chi}(\beta_{j+1}(z), \gamma_j(z))$ for $z \in \Omega$. Then

$$\left| \gamma_M(z) - \prod_{\ell=1}^M \alpha_\ell(z) \right| \leq 3M\varepsilon \quad \forall z \in \Omega.$$

Proof of Theorem 1. As in [Subsection 1.2](#), we identify the function $g : Q_{\mathbb{C}^d} \rightarrow \mathbb{C}$ with the pair of functions $g_{\text{Re}}, g_{\text{Im}} : [0, 1]^{2d} \rightarrow \mathbb{R}$ and we will only explicitly show the approximation of $f := g_{\text{Re}}$, since g_{Im} can be approximated in exactly the same way.

We roughly follow the structure of the proof of [Theorem 1](#) in [\[28\]](#): In the first step, we approximate f by f_* , a sum of Taylor polynomials subordinate to a partition of unity, constructed with our activation function σ in mind; see [Section 5](#). In the second step we approximate f_* by the realization \tilde{f} of a σ -network of an appropriate architecture. An additional complication compared to the real setting considered in [\[28\]](#) is that we cannot access the real and imaginary parts of the inputs of f exactly with a σ network, but only approximatively; see [Proposition 3](#).

Step 1. Employing similar notations to [\[28\]](#), we will denote ordered pairs (vectors) of coordinates by bold-faced characters. Given $N \in \mathbb{N}$ (specified precisely in [Equation \(6.1\)](#) below), let us write

$$\bar{N} := \{0, 1, \dots, 2N\}^d \times \{0, 1, \dots, 2N\}^d.$$

For $\mathbf{m} := (m_1, m_2, \dots, m_{2d}) \in \bar{N}$, we define on $Q_{\mathbb{C}^d} \cong [0, 1]^{2d}$ the function

$$\phi_{\mathbf{m}}(\mathbf{x}) = \phi_{N, \mathbf{m}}(\mathbf{x}) = \prod_{k=1}^d \psi^{\text{Re}}\left(4N \cdot \left(x_k - \frac{m_k}{2N}\right)\right) \prod_{\ell=d+1}^{2d} \psi^{\text{Im}}\left(4N \cdot \left(x_\ell i - \frac{im_\ell}{2N}\right)\right),$$

where $\mathbf{x} = (x_1, \dots, x_d, x_{d+1}, \dots, x_{2d})$ and where $\psi^{\text{Re}}, \psi^{\text{Im}}$ are given by [Equation \(5.1\)](#).

Based on the observations in [Section 5](#), it is easy to see that the $\phi_{\mathbf{m}}$ ($\mathbf{m} \in \bar{N}$) form a partition of unity on $[0, 1]^{2d}$ and satisfy $\text{supp}(\phi_{\mathbf{m}}) \subset S_{\mathbf{m}}$ for the set

$$S_{\mathbf{m}} := \left\{ \mathbf{x} \in \mathbb{R}^{2d} : |x_k - \frac{m_k}{2N}| < \frac{1}{2N} \text{ and } |x_\ell - \frac{m_\ell}{2N}| < \frac{1}{2N} \text{ for all } 1 \leq k \leq d < \ell \leq 2d \right\}.$$

Now for any $\mathbf{m} \in \bar{N}$, consider the Taylor polynomial of f at the point $\mathbf{x} = \frac{\mathbf{m}}{2N}$ of degree $n - 1$, given by

$$P_{\mathbf{m}}(\mathbf{x}) = \sum_{\mathbf{n} \in \mathbb{N}_0^{2d}, |\mathbf{n}| < n} \left[\frac{\partial^{\mathbf{n}} f(\frac{\mathbf{m}}{2N})}{\mathbf{n}!} \cdot \left(\mathbf{x} - \frac{\mathbf{m}}{2N} \right)^{\mathbf{n}} \right]$$

and define

$$f_* := \sum_{\mathbf{m} \in \bar{N}} \phi_{\mathbf{m}} P_{\mathbf{m}}.$$

For any $\mathbf{x} \in [0, 1]^{2d}$, we can bound the error by

$$\begin{aligned} |f(\mathbf{x}) - f_*(\mathbf{x})| &= \left| \sum_{\mathbf{m} \in \bar{N}} \phi_{\mathbf{m}}(\mathbf{x})(f(\mathbf{x}) - P_{\mathbf{m}}(\mathbf{x})) \right| \leq \sum_{\mathbf{m}: \mathbf{x} \in S_{\mathbf{m}}} |f(\mathbf{x}) - P_{\mathbf{m}}(\mathbf{x})| \phi_{\mathbf{m}}(\mathbf{x}) \\ &\leq \max_{\mathbf{m}: \mathbf{x} \in S_{\mathbf{m}}} |f(\mathbf{x}) - P_{\mathbf{m}}(\mathbf{x})| \sum_{\mathbf{m} \in \bar{N}} \phi_{\mathbf{m}}(\mathbf{x}) \leq \frac{(2d)^n}{n!} \left(\frac{1}{N} \right)^n \|f\|_{\mathcal{W}^{n, \infty}} \\ &\leq \frac{(2d)^n}{n!} \left(\frac{1}{N} \right)^n, \end{aligned}$$

where, similar to the arguments on Page 108 of [28], we used successively the fact that the $\phi_{\mathbf{m}}$ form a partition of unity and are supported on $S_{\mathbf{m}}$, a standard bound for the error of approximation by the Taylor polynomial (see for instance the proof of [19, Lemma A.8]), and finally that f is in the unit ball of the Sobolev space, meaning $\|f\|_{\mathcal{W}^{n, \infty}} \leq 1$. Therefore by choosing

$$N := \left\lceil \left(\frac{n! \cdot \varepsilon}{2 \cdot (2d)^n} \right)^{-1/n} \right\rceil \quad (6.1)$$

(where $\lceil x \rceil$ is the smallest integer bigger or equal to x), we obtain that $\|f - f_*\|_{L^\infty} \leq \frac{\varepsilon}{2}$.

Step 2. We approximate f_* up to error $\frac{\varepsilon}{2}$ by a σ -network. To this end, note that we can rewrite f_* as

$$f_*(\mathbf{x}) = \sum_{\mathbf{m} \in \bar{N}} \sum_{\mathbf{n} \in \mathbb{N}_0^{2d}: |\mathbf{n}| < n} a_{\mathbf{m}, \mathbf{n}} \cdot \phi_{\mathbf{m}}(\mathbf{x}) \cdot \left(\mathbf{x} - \frac{\mathbf{m}}{2N} \right)^{\mathbf{n}}.$$

Note that all the coefficients $a_{\mathbf{m}, \mathbf{n}}$ have absolute value at most 1, since $\|f\|_{\mathcal{W}^{n, \infty}} \leq 1$. Therefore f_* is a linear combination of no more than $n^{2d} (2N + 1)^{2d}$ terms of the form

$$f_{\mathbf{m}, \mathbf{n}}(\mathbf{x}) := \phi_{\mathbf{m}}(\mathbf{x}) \cdot \left(\mathbf{x} - \frac{\mathbf{m}}{2N} \right)^{\mathbf{n}}.$$

Fix $\mathbf{m} \in \bar{N}$ and $\mathbf{n} \in \mathbb{N}_0^{2d}$ with $|\mathbf{n}| < n$ for the moment. We want to approximate the function $f_{\mathbf{m}, \mathbf{n}}$ via Lemma 11. Thus, set $S := n^{2d} \cdot \bar{N}$ and $M := 2d + |\mathbf{n}| < 2d + n$, and $\tilde{\varepsilon} := \frac{\varepsilon}{6(2d+n) \cdot S}$, as well as $\delta := \tilde{\varepsilon}^2$, and finally $\Omega := Q_{\mathbb{C}^d} = \{z \in \mathbb{C}^d : \operatorname{Re}(z_j), \operatorname{Im}(z_j) \in [0, 1] \text{ for } j \in \{1, \dots, d\}\}$.

As a first step, we estimate $\tilde{\varepsilon}$. Directly from Equation (6.1), we see

$$N \leq 1 + \left(\frac{2 \cdot (2d)^n}{n! \cdot \varepsilon} \right)^{1/n} \leq 1 + 4d \cdot \varepsilon^{-1} \leq 5d \cdot \varepsilon^{-1}.$$

Thus, $S = n^{2d} (2N + 1)^{2d} \leq (12dn)^{2d} \cdot \varepsilon^{-2d}$, whence $\tilde{\varepsilon}^{-1} \leq C_1(d, n) \cdot \varepsilon^{-2d-1} \leq C_1(d, n) \cdot \varepsilon^{-3d}$. Therefore, $\ln(2/\tilde{\varepsilon}) \leq \ln(2C_1(d, n)) + 3d \ln(1/\varepsilon) \leq C_2(d, n) \cdot \ln(2/\varepsilon)$ for suitable constants $C_1(d, n) \geq 1$ and $C_2(d, n) \geq 1$.

Thus, [Corollary 10](#) (applied with $\tilde{\varepsilon}$ instead of ε) yields a function $\tilde{\times} : \mathbb{C}^2 \rightarrow \mathbb{C}$ satisfying $|\tilde{\times}(z, w) - zw| \leq \tilde{\varepsilon}$ for all $z, w \in \mathbb{C}$ with $|z|, |w| \leq 4$, and such that $\tilde{\times}$ is implemented by a σ -network with width and depth bounded by $C_3 \ln(2/\tilde{\varepsilon}) \leq C_4 \cdot \ln(2/\varepsilon)$ and at most $C_3 \cdot \ln^2(2/\tilde{\varepsilon}) \leq C_4 \cdot \ln^2(2/\varepsilon)$ weights, each bounded in absolute value by $C_3 \cdot \tilde{\varepsilon}^{-7} \leq C_4 \cdot \varepsilon^{-21d}$. Here, $C_3 \geq 1$ is an absolute constant and $C_4 = C_4(d, n) \geq 1$.

Next, note that $\frac{8N}{\tilde{\varepsilon}^2} \leq C_5(d, n) \cdot \varepsilon^{-7d}$. Therefore, [Proposition 3](#) shows that there exist functions $\text{Re}^\natural, \text{Im}^\natural : \mathbb{C} \rightarrow \mathbb{C}$ with $|\text{Re}^\natural(z) - \text{Re}(z)| \leq \frac{\tilde{\varepsilon}^2}{8N}$ and $|\text{Im}^\natural(z) - \text{Im}(z)| \leq \frac{\tilde{\varepsilon}^2}{8N}$ for all $z \in \mathbb{C}$ with $|z| \leq 4$, and such that Re^\natural and Im^\natural are implemented by shallow σ -networks with 10 weights of magnitude at most $C_5 \left(\frac{\tilde{\varepsilon}^2}{8N}\right)^{-3} \leq C_6 \cdot \varepsilon^{-21d}$, for suitable $C_6 = C_6(d, n) \geq 1$.

Finally, to apply [Lemma 11](#), writing $\mathbf{n} = (n_1, \dots, n_{2d})$, we define $\alpha_k, \beta_k : \mathbb{C}^d \rightarrow \mathbb{C}$ for $1 \leq k \leq 2d + |\mathbf{n}| = M$ as follows:

- For $1 \leq k \leq d$, set

$$\alpha_k(\mathbf{z}) := \psi^{\text{Re}}(4N \text{Re}(z_k) - 2m_k) \quad \text{and} \quad \beta_k(\mathbf{z}) := \psi^{\text{Re}}(4N \text{Re}^\natural(z_k) - 2m_k);$$

- For $d + 1 \leq k \leq 2d$, set

$$\alpha_k(\mathbf{z}) := \psi^{\text{Im}}(4Ni \text{Im}(z_{k-d}) - 2im_k) \quad \text{and} \quad \beta_k(\mathbf{z}) := \psi^{\text{Im}}(4Ni \text{Im}^\natural(z_{k-d}) - 2im_k);$$

- For $2d + n_1 + \dots + n_{\ell-1} < k \leq 2d + n_1 + \dots + n_\ell \leq 2d + n_1 + \dots + n_d$ ($1 \leq \ell \leq d$), set

$$\alpha_k(\mathbf{z}) := \text{Re}(z_\ell) - \frac{m_\ell}{2N} \quad \text{and} \quad \beta_k(\mathbf{z}) := \text{Re}^\natural(z_\ell) - \frac{m_\ell}{2N};$$

- For $2d + n_1 + \dots + n_d \leq 2d + n_1 + \dots + n_{\ell-1} < k \leq 2d + n_1 + \dots + n_\ell$ ($d + 1 \leq \ell \leq 2d$), set

$$\alpha_k(\mathbf{z}) := \text{Im}(z_{\ell-d}) - \frac{m_\ell}{2N} \quad \text{and} \quad \beta_k(\mathbf{z}) := \text{Im}^\natural(z_{\ell-d}) - \frac{m_\ell}{2N}.$$

Since $\psi^{\text{Re}}, \psi^{\text{Im}}$ are 2-Lipschitz (this follows from the definition of $\psi^{\text{Re}}, \psi^{\text{Im}}$ and from [Lemma 6](#)), it is then easy to see that $|\alpha_k(\mathbf{z}) - \beta_k(\mathbf{z})| \leq \tilde{\varepsilon}^2 = \delta \leq 1$ for all $\mathbf{z} \in \Omega$ and $1 \leq k \leq M$. Furthermore, note that indeed $|\alpha_k(\mathbf{z})| \leq 1$ (and hence $|\beta_k(\mathbf{z})| \leq 2$) for all $\mathbf{z} \in \Omega$ and $1 \leq k \leq M$.

Overall, we can thus apply [Lemma 11](#), which shows for

$$\tilde{f}_{\mathbf{m}, \mathbf{n}} := \tilde{\times}(\beta_1, \tilde{\times}(\beta_2, \dots, \tilde{\times}(\beta_{2d+|\mathbf{n}|-1}, \beta_{2d+|\mathbf{n}|})))$$

that

$$|f_{\mathbf{m}, \mathbf{n}}(\mathbf{z}) - \tilde{f}_{\mathbf{m}, \mathbf{n}}(\mathbf{z})| \leq 3M \tilde{\varepsilon} \leq \frac{\varepsilon}{2S} = \frac{\varepsilon}{2} \frac{1}{n^{2d} |\bar{N}|} \quad \forall \mathbf{z} \in \Omega = Q_{\mathbb{C}^d},$$

where we identify $\mathbf{z} = (z_1, \dots, z_d) \in Q_{\mathbb{C}^d}$ with $(\text{Re}(z_1), \dots, \text{Re}(z_d), \text{Im}(z_1), \dots, \text{Im}(z_d)) \in [0, 1]^{2d}$.

Thus, setting $\tilde{f} := \sum_{\mathbf{m} \in \bar{N}} \sum_{\mathbf{n} \in \mathbb{N}_0^{2d}, |\mathbf{n}| < n} a_{\mathbf{m}, \mathbf{n}} \tilde{f}_{\mathbf{m}, \mathbf{n}}$ and recalling that $|a_{\mathbf{m}, \mathbf{n}}| \leq 1$, we see for any $\mathbf{z} \in \Omega$ that

$$|f_*(\mathbf{z}) - \tilde{f}(\mathbf{z})| \leq \sum_{\mathbf{m} \in \bar{N}} \sum_{\mathbf{n} \in \mathbb{N}_0^{2d}, |\mathbf{n}| < n} |a_{\mathbf{m}, \mathbf{n}}| |f_{\mathbf{m}, \mathbf{n}}(\mathbf{z}) - \tilde{f}_{\mathbf{m}, \mathbf{n}}(\mathbf{z})| \leq |\bar{N}| \cdot n^{2d} \cdot \frac{\varepsilon}{2} \frac{1}{n^{2d} |\bar{N}|} = \frac{\varepsilon}{2},$$

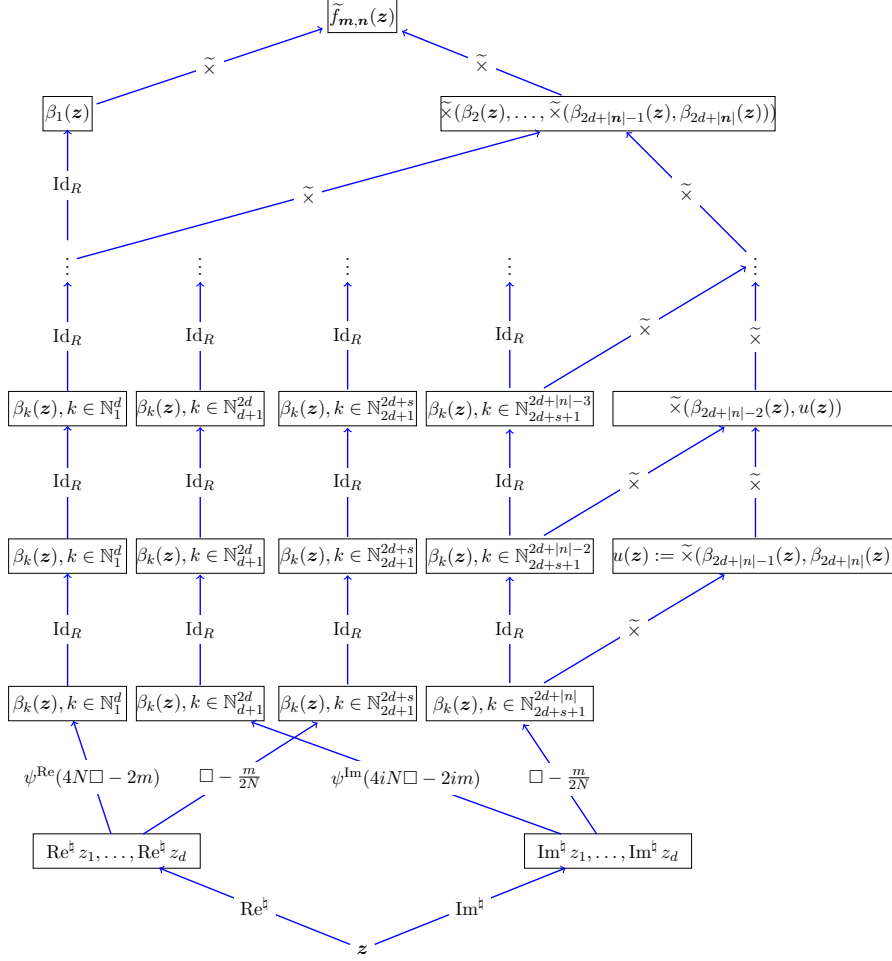


Figure 4. Schematic of the architecture of the network implementing $\tilde{f}_{m,n}$. For brevity, the figure uses the notation $\mathbb{N}_k^\ell := \{k, k+1, \dots, \ell-1, \ell\}$ and $s := n_1 + \dots + n_d$ as well as $R := 2$.

and hence $|f(z) - \tilde{f}(z)| \leq \varepsilon$ for all $z \in Q_{\mathbb{C}^d}$, thanks to the bound from Step 1.

Step 3 (Size of the network): Note that $\tilde{f}_{m,n}$ can be expressed as a composition of the networks Id_R (with $R = 2$) and $\text{Re}^\natural, \text{Im}^\natural, \psi^{\text{Re}}, \psi^{\text{Im}}$, as well as $\tilde{\times}$ (see Figure 4) and that the number of such subnetworks that appear in $\tilde{f}_{m,n}$ depends only on the dimension d and the degree of smoothness n .

Next, note that with the implied constants (potentially) depending on d and n , the following hold:

- Id_R (with $R = 2$) is implemented by a σ -network with $\mathcal{O}(1)$ weights and layers, and all weights bounded by $\mathcal{O}(1)$;
- Re^\natural and Im^\natural are implemented by σ -networks with $\mathcal{O}(1)$ weights and layers and all weights bounded by $\mathcal{O}(\varepsilon^{-21d})$;
- ψ^{Re} and ψ^{Im} are implemented by σ -networks with $\mathcal{O}(1)$ weights and layers and all weights

bounded by $\mathcal{O}(1)$; hence, $\psi^{\text{Re}}(4N \bullet -2m)$ and $\psi^{\text{Im}}(4iN \bullet -2im)$ (for $m \in \{0, 1, \dots, 2N\}$) are implemented by σ -networks with $\mathcal{O}(1)$ weights and layers and all weights bounded by $\mathcal{O}(N) \subset \mathcal{O}(\varepsilon^{-1})$;

- $\tilde{\times}$ is implemented by a σ -network with depth and width bounded by $\mathcal{O}(\ln(2/\varepsilon))$ and $\mathcal{O}(\ln^2(2/\varepsilon))$ weights, bounded in absolute value by $\mathcal{O}(\varepsilon^{-21d})$.

This implies that $\tilde{f}_{m,n}$ is implemented by a σ -network $\Phi_{m,n}^\varepsilon$ satisfying $W(\Phi_{m,n}^\varepsilon) \in \mathcal{O}(\ln^2(2/\varepsilon))$, $B(\Phi_{m,n}^\varepsilon), L(\Phi_{m,n}^\varepsilon) \in \mathcal{O}(\ln(2/\varepsilon))$, and $\|\Phi_{m,n}^\varepsilon\| \in \mathcal{O}(\varepsilon^{-42d})$, where again the implied constants (only) depend on d, n . For the full details regarding these estimates, we refer to [Appendices A.2](#) and [A.3](#).

Now, since \tilde{f} is a linear combination of the no more than $n^{2d}(2N+1)^{2d}$ functions $\tilde{f}_{m,n}$ with coefficients no larger in absolute value than 1 and recalling that $N \lesssim_{d,n} \varepsilon^{-1/n}$ (see [Equation \(6.1\)](#)), it follows that for some $C = C(d, n) > 0$ independent of ε and f , the function \tilde{f} is implemented by a σ -network with no more than $C \cdot \ln(2/\varepsilon)$ layers and no more than $C \cdot \varepsilon^{-2d/n} \cdot \ln^2(2/\varepsilon)$ weights, each bounded in absolute value by $C \cdot \varepsilon^{-44d}$.

Finally, note that $\tilde{f} = \sum_{m \in \bar{N}} \sum_{n \in \mathbb{N}_0^{2d}, |n| < n} a_{m,n} \tilde{f}_{m,n}$ where only the coefficients $a_{m,n}$ depend on f , whereas the functions $\tilde{f}_{m,n}$ are independent of f . This easily implies that one can choose a fixed network architecture \mathcal{A} (only depending on d, n, ε but independent of f) with $L(\mathcal{A}) \leq C \cdot \ln(2/\varepsilon)$ and $W(\mathcal{A}) \leq C \cdot \varepsilon^{-2d/n} \cdot \ln^2(2/\varepsilon)$ such that \tilde{f} is implemented by a σ -network Φ_f of architecture \mathcal{A} and with $\|\Phi_f\| \leq C \cdot \varepsilon^{-44d}$. \blacksquare

7. Optimality. In this section, we show that the approximation rate obtained in [Theorem 1](#) cannot be improved significantly. Precisely, we prove the following result:

Theorem 12. *Let $d, n \in \mathbb{N}$, $\theta, \kappa, \gamma \geq 0$, and $C_0 \geq 1$. Assume that for every $\varepsilon \in (0, 1)$ and every $g \in \mathcal{F}_{n,d}$ there exists a function g_ε implemented by a σ -network with at most $C_0 \cdot (\ln(2/\varepsilon))^\kappa$ layers and at most $C_0 \cdot \varepsilon^{-\gamma}$ weights, all bounded in absolute value by $C_0 \cdot \varepsilon^{-\theta}$ satisfying $\|g - g_\varepsilon\|_{L^\infty} \leq \frac{\varepsilon}{2}$.*

Then necessarily $\gamma \geq 2d/n$.

The proof idea consists in showing that the set of σ -networks of a given complexity satisfies certain *entropy bounds*. If the approximation rate from [Theorem 1](#) could be strictly improved, this would then imply entropy bounds for the set $\mathcal{F}_{n,d}$ that contradict the known asymptotics of the entropy numbers of $\mathcal{F}_{n,d}$ [\[8\]](#).

We will derive the entropy bounds for the network sets as a consequence of the following Lipschitz bound for the realization map $\Phi \mapsto R_\sigma \Phi$. Since this bound is quite similar to the one in [\[6, Theorem 2.6\]](#)—although there only *real-valued* networks with the ReLU activation function are considered—we postpone the proof to [Appendix A.5](#).

Lemma 13. *Given two networks $\Phi = ((A_\ell, b_\ell))_{\ell=1}^L$ and $\Psi = ((B_\ell, c_\ell))_{\ell=1}^L$ such that for each $\ell \in \{1, \dots, L\}$, the matrices A_ℓ, B_ℓ and vectors b_ℓ, c_ℓ have the same dimension, define $\Phi - \Psi$ to be the network $((A_\ell - B_\ell, b_\ell - c_\ell))_{\ell=1}^L$.*

Let $R, R_0 \geq 1$ and assume $\|\Phi\|, \|\Psi\| \leq R$. Then, for every $z \in \mathbb{C}^{N_0}$ with $\|z\|_{\ell^\infty} \leq R_0$, we have

$$|R_\sigma \Phi(z) - R_\sigma \Psi(z)| \leq R_0 \cdot N_1 \cdots N_L \cdot 4^L R^{L-1} \cdot \|\Phi - \Psi\|.$$

As the final preparation for the proof of [Theorem 12](#), we recall the notion of covering numbers and a few related facts. Given a non-empty set $\emptyset \neq M \subset X$ of a metric space (X, d) , the *covering number* $\text{Cov}(M, \varepsilon) = \text{Cov}_X(M, \varepsilon) \in \mathbb{N} \cup \{\infty\}$ is the minimal number $n \in \mathbb{N}$ of elements $m_1, \dots, m_n \in M$ satisfying $M \subset \bigcup_{i=1}^n \overline{B}_\varepsilon(m_i)$, where $\overline{B}_\varepsilon(m) = \{x \in X : d(x, m) \leq \varepsilon\}$ is the closed ball of radius ε around m .

It is easy to see that if $F : M \subset X \rightarrow Y$ is Lipschitz continuous with $\text{Lip}(F) \leq L$ for some $L > 0$, then

$$\text{Cov}_Y(F(M), \varepsilon) \leq \text{Cov}_X(M, \varepsilon/L) \quad (7.1)$$

and furthermore that

$$\text{Cov}\left(\bigcup_{j=1}^n M_j, \varepsilon\right) \leq \sum_{j=1}^n \text{Cov}(M_j, \varepsilon). \quad (7.2)$$

Using the identification $Q_{\mathbb{C}^d} \cong [0, 1]^{2d}$, the following bound for the covering numbers of the set $\mathcal{F}_{n,d}$ (considered as a subset of $C(Q_{\mathbb{C}^d})$ with the sup-norm) is an easy consequence of [\[8, Theorem 3 and Theorem on Page 1086\]](#):

Lemma 14. *For $d, n \in \mathbb{N}$ there exists a constant $C_1 = C_1(d, n) > 0$ satisfying*

$$\ln(\text{Cov}_{C(Q_{\mathbb{C}^d})}(\mathcal{F}_{n,d}, \varepsilon)) \geq C_1 \cdot \varepsilon^{-2d/n} \quad \forall \varepsilon \in (0, 1].$$

Furthermore, we will use the following bound for the covering numbers of subsets of \mathbb{R}^n , taken from [\[6, Lemma 2.7\]](#):

Lemma 15. *Let $n \in \mathbb{N}$, $R \in [1, \infty)$ and $\varepsilon \in (0, e^{-1})$. Then, using the $\|\cdot\|_{\ell^\infty}$ -norm on \mathbb{R}^n , we have*

$$\text{Cov}([-R, R]^n, \varepsilon) \leq \exp(n \cdot \ln(\lceil R/\varepsilon \rceil)) \leq \exp(2n \cdot \ln(R/\varepsilon)) = (R/\varepsilon)^{2n}.$$

Using these preparations, we can finally prove [Theorem 12](#).

Proof of Theorem 12. Step 1: Given $\varepsilon \in (0, e^{-1})$, set $W_\varepsilon := \lfloor C_0 \cdot (\frac{2}{\varepsilon})^\gamma \rfloor$ and $R_\varepsilon := C_0 \cdot (\frac{2}{\varepsilon})^\theta$, as well as $L_\varepsilon := \lfloor C_0 \cdot (\ln(\frac{4}{\varepsilon}))^\kappa \rfloor$. Finally, let

$$\mathcal{NN}_\varepsilon := \{R_\sigma \Phi|_{Q_{\mathbb{C}^d}} : d_{\text{in}}(\Phi) = d, d_{\text{out}}(\Phi) = 1, W(\Phi) \leq W_\varepsilon, L(\Phi) \leq L_\varepsilon \text{ and } \|\Phi\| \leq R_\varepsilon\}.$$

In this step, we show that

$$\ln(\text{Cov}_{C(Q_{\mathbb{C}^d})}(\mathcal{NN}_\varepsilon, \varepsilon/2)) \leq C_1 \cdot (\ln(2/\varepsilon))^{1+2\kappa} \cdot \varepsilon^{-\gamma} \quad (7.3)$$

for a suitable constant $C_1 = C_1(d, C_0, \kappa, \gamma, \theta) > 0$ independent of ε .

To see this, let us write $\underline{n} := \{1, \dots, n\}$ for $n \in \mathbb{N}$. Furthermore, given $L \in \underline{L}_\varepsilon$ and $\mathbf{N} = (N_1, \dots, N_L) \in \underline{W}_\varepsilon^L$ with $N_L = 1$ and given $\mathbf{J} = (J_1, \dots, J_L)$ with $J_\ell \subset \underline{N}_\ell \times \underline{N}_{\ell-1}$ and $|J_\ell| \leq W_\varepsilon$, define

$$\Lambda_{\mathbf{N}, \mathbf{J}} : \prod_{\ell=1}^L \left([-R_\varepsilon, R_\varepsilon]^{J_\ell} \times [-R_\varepsilon, R_\varepsilon]^{N_\ell} \times [-R_\varepsilon, R_\varepsilon]^{J_\ell} \times [-R_\varepsilon, R_\varepsilon]^{N_\ell} \right) \rightarrow C(Q_{\mathbb{C}^d}),$$

$$\left((A_{j,k}^{(\ell)})_{(j,k) \in J_\ell}, b^{(\ell)}, (B_{j,k}^{(\ell)})_{(j,k) \in J_\ell}, c^{(\ell)} \right)_{\ell=1}^L \mapsto R_\sigma \left((A^{(\ell)} + iB^{(\ell)}, b^{(\ell)} + ic^{(\ell)})_{\ell=1}^L \right),$$

where $A_{j,k}^{(\ell)} = B_{j,k}^{(\ell)} = 0$ for $(j,k) \in (\underline{N}_\ell \times \underline{N}_{\ell-1}) \setminus J_\ell$.

We first claim that $\mathcal{NN}_\varepsilon \subset \bigcup_{\mathbf{N}, \mathbf{J}} \text{Im}(\Lambda_{\mathbf{N}, \mathbf{J}})$, where the union is taken over all \mathbf{N}, \mathbf{J} as above. To see this, note for $f \in \mathcal{NN}_\varepsilon$ that $f = R_\sigma \Phi$ for a network $\Phi = ((A_\ell, b_\ell))_{\ell=1, \dots, L}$ that satisfies $L \leq L_\varepsilon$, $\sum_{j=1}^L (\|A_j\|_{\ell^0} + \|b_j\|_{\ell^0}) = W(\Phi) \leq W_\varepsilon$, and $\|A_\ell\|_\infty, \|b_\ell\|_\infty \leq R_\varepsilon$. Since $\sigma(0) = 0$, it is easy to see simply by dropping ‘‘dead neurons’’ (i.e., neurons that always compute the value 0, independent of the network input) that one can assume $A_\ell \in \mathbb{C}^{N_\ell \times N_{\ell-1}}$ where $N_\ell \leq W_\varepsilon$ for $\ell \in \underline{L}$. Furthermore, the condition on the number of weights shows that for every $\ell \in \underline{L}$, one can choose a set $J_\ell \subset \underline{N}_\ell \times \underline{N}_{\ell-1}$ satisfying $|J_\ell| \leq W_\varepsilon$ and such that $(A_\ell)_{j,k} = 0$ unless $(j,k) \in J_\ell$. This easily implies $f = R_\sigma \Phi \in \text{Im}(\Lambda_{\mathbf{N}, \mathbf{J}})$.

Next, note for fixed $L \in \underline{L}_\varepsilon$ and $\mathbf{N} \in \underline{W}_\varepsilon^L$ that $N_\ell \leq dW_\varepsilon$ (even for $\ell = 0$) and hence

$$\begin{aligned} |\{J_\ell \subset \underline{N}_\ell \times \underline{N}_{\ell-1} : |J_\ell| \leq W_\varepsilon\}| &= \sum_{t=0}^{\min\{W_\varepsilon, N_\ell N_{\ell-1}\}} \binom{N_\ell N_{\ell-1}}{t} \\ &\stackrel{(*)}{\leq} (e N_\ell N_{\ell-1} / \min\{W_\varepsilon, N_\ell N_{\ell-1}\})^{\min\{W_\varepsilon, N_\ell N_{\ell-1}\}} \\ &\leq (d^2 e W_\varepsilon^2 / W_\varepsilon)^{\min\{W_\varepsilon, N_\ell N_{\ell-1}\}} \leq (d^2 e W_\varepsilon)^{W_\varepsilon}. \end{aligned} \quad (7.4)$$

Here, the step marked with $(*)$ used the elementary bound $\sum_{t=0}^m \binom{n}{t} \leq (en/m)^m$ which is valid for $1 \leq m \leq n$; see e.g. [24, Exercise 0.0.5].

As the next step, note that Lemma 13 shows that if we equip the domain of $\Lambda_{\mathbf{N}, \mathbf{J}}$ with the $\|\bullet\|_{\ell^\infty}$ norm, then $\Lambda_{\mathbf{N}, \mathbf{J}}$ is Lipschitz continuous with Lipschitz constant

$$\text{Lip}(\Lambda_{\mathbf{N}, \mathbf{J}}) \leq 2 \cdot (8W_\varepsilon R_\varepsilon)^{L_\varepsilon} \leq (16C_0^2 \cdot (2/\varepsilon)^{\gamma+\theta})^{C_0 (\ln(4/\varepsilon))^\kappa} =: \Theta_\varepsilon.$$

Combining this with Equations (7.1), (7.2), and (7.4) and Lemma 15, we therefore see

$$\begin{aligned} \text{Cov}_{C(Q_{cd})}(\mathcal{NN}_\varepsilon, \varepsilon/2) &\leq \sum_{L, \mathbf{N}, \mathbf{J}} \text{Cov}_{C(Q_{cd})}(\text{Im}(\Lambda_{\mathbf{N}, \mathbf{J}}), \varepsilon/2) \\ &\leq \sum_{L, \mathbf{N}, \mathbf{J}} \text{Cov}([-R_\varepsilon, R_\varepsilon]^{\sum_{\ell=1}^L (2|J_\ell| + 2W_\varepsilon)}, \frac{\varepsilon}{2\Theta_\varepsilon}) \\ &\leq L_\varepsilon \cdot W_\varepsilon^{L_\varepsilon} \cdot (d^2 e W_\varepsilon)^{W_\varepsilon} \cdot \left(R_\varepsilon \frac{2\Theta_\varepsilon}{\varepsilon}\right)^{8L_\varepsilon W_\varepsilon}. \end{aligned}$$

It is straightforward to see that $\ln(W_\varepsilon) \leq \ln(d^2 e W_\varepsilon) \lesssim \ln(2/\varepsilon)$ and $\ln(L_\varepsilon) \lesssim \ln(2/\varepsilon)$, as well as $\ln(R_\varepsilon) \lesssim \ln(2/\varepsilon)$ and $\ln(\Theta_\varepsilon) \lesssim (\ln(2/\varepsilon))^{\kappa+1}$, where the implied constants only depend on $d, C_0, \gamma, \kappa, \theta$. In view of these estimates and because of $L_\varepsilon, W_\varepsilon \geq 1$, the preceding displayed equation shows

$$\ln(\text{Cov}_{C(Q_{cd})}(\mathcal{NN}_\varepsilon, \varepsilon/2)) \lesssim L_\varepsilon \cdot W_\varepsilon \cdot (\ln(2/\varepsilon))^{\kappa+1} \lesssim (\ln(2/\varepsilon))^{1+2\kappa} \cdot \varepsilon^{-\gamma},$$

proving Equation (7.3).

Step 2 (Completing the proof): Let $\varepsilon \in (0, e^{-1})$. Equation (7.3) implies that there exists a constant $M_\varepsilon \in \mathbb{N}$ with $M_\varepsilon \leq \exp(C_1 \cdot (\ln(2/\varepsilon))^{1+2\kappa} \cdot \varepsilon^{-\gamma})$ and $\mathcal{NN}_\varepsilon \subset \bigcup_{m=1}^{M_\varepsilon} \overline{B}_{\varepsilon/2}(g_m^{(\varepsilon)})$

for suitable $g_m^{(\varepsilon)} \in \mathcal{NN}_\varepsilon$, where $\overline{B}_\delta(g) := \{f \in C(Q_{\mathbb{C}^d}) : \|f - g\|_{L^\infty} \leq \delta\}$ is the closed ball of radius δ around g .

Now, for each $m \in \underline{M}_\varepsilon$ choose $h_m^{(\varepsilon)} \in \mathcal{F}_{n,d} \cap \overline{B}_\varepsilon(g_m^{(\varepsilon)})$ if this intersection is non-empty, and $h_m^{(\varepsilon)} = 0$ otherwise. By assumption of the theorem, for each $f \in \mathcal{F}_{n,d}$ there exists $g \in \mathcal{NN}_\varepsilon$ satisfying $\|f - g\|_{L^\infty} \leq \varepsilon/2$. Then, $\|f - g_m^{(\varepsilon)}\|_{L^\infty} \leq \frac{\varepsilon}{2} + \|g - g_m^{(\varepsilon)}\|_{L^\infty} \leq \varepsilon$ for a suitable $m \in \underline{M}_\varepsilon$, and hence $\|f - h_m^{(\varepsilon)}\|_{L^\infty} \leq \|f - g_m^{(\varepsilon)}\|_{L^\infty} + \|g_m^{(\varepsilon)} - h_m^{(\varepsilon)}\|_{L^\infty} \leq 2\varepsilon$.

Overall, this shows $\mathcal{F}_{n,d} \subset \bigcup_{m=1}^{M_\varepsilon} \overline{B}(h_m^{(\varepsilon)}, 2\varepsilon)$ and hence

$$\ln(\text{Cov}(\mathcal{F}_{n,d}, 2\varepsilon)) \leq \ln(M_\varepsilon) \leq C_1 \cdot (\ln(2/\varepsilon))^{1+2\kappa} \cdot \varepsilon^{-\gamma} \quad \forall \varepsilon \in (0, e^{-1}).$$

In view of Lemma 14, this is only possible if $\gamma \geq 2d/n$, which is what we wanted to show. \blacksquare

Appendix A. Postponed technical proofs.

A.1. Proof of Lemma 4.

Proof. Set $w := hz + \frac{1}{h}$. If $\text{Im}(z) = 0$, then $w \in (0, \infty)$ and hence $\text{sgn}(w) - 1 = 0 = \text{Im}(z)$, so that the first part of Equation (2.2) is true. Hence, we can assume in what follows that $\text{Im}(z) \neq 0$. Now, note by choice of h that $0 < h \leq \frac{1}{2}$ and $h|z| \leq \frac{1}{2}$, which shows that $|1 + zh^2| \geq 1 - h \cdot h|z| \geq \frac{3}{4}$ and therefore also $|w| = \frac{1}{h}|1 + h^2z| \geq \frac{3}{4h} > 0$.

As a consequence, we obtain the estimate

$$\begin{aligned} \left| \frac{1}{h^2} \frac{1}{|w|} - \frac{1}{h} \right| &= \frac{1}{h} \cdot \left| \frac{1}{h} \frac{1}{|h^{-1} + hz|} - 1 \right| = \frac{1}{h} \cdot \left| \frac{1}{|1 + h^2z|} - 1 \right| \\ &= \frac{1}{h} \cdot \frac{|1 - |1 + h^2z||}{|1 + h^2z|} \leq \frac{1}{h} \frac{h^2|z|}{3/4} = \frac{4}{3} h|z| \leq \frac{2}{3} \leq 1. \end{aligned}$$

As $\text{Im}(w) = h \text{Im}(z) \neq 0$, this implies

$$\begin{aligned} \left| \frac{1}{h^2} \text{Im}(w/|w|) - \text{Im}(z) \right| &= h \cdot |\text{Im}(z)| \cdot \left| \frac{1}{h^2} \frac{\text{Im}(w/|w|)}{\text{Im}(w)} - \frac{1}{h} \right| \\ &= h \cdot |\text{Im}(z)| \cdot \left| \frac{1}{h^2} \frac{1}{|w|} - \frac{1}{h} \right| \leq h|z|. \end{aligned}$$

Next, note $\text{Re}(w) = \frac{1}{h} \cdot (1 + h^2 \text{Re}(z)) \geq \frac{1}{h} \cdot (1 - h \cdot h|z|) \geq \frac{1}{h} \cdot (1 - \frac{1}{2} \cdot \frac{1}{2}) = \frac{3}{4h} > 0$. Hence, $\text{Re}(w) + |w| \geq 2 \text{Re}(w) \geq \frac{3}{2h}$. Since also $|\text{Im}(w)| = h |\text{Im}(z)| \leq h|z|$, we thus see

$$|\text{Re}(w) - |w|| = \frac{|(\text{Re}(w) - |w|)(\text{Re}(w) + |w|)|}{|\text{Re}(w) + |w||} = \frac{|(\text{Re}(w))^2 - |w|^2|}{|\text{Re}(w) + |w||} \leq \frac{|\text{Im}(w)|^2}{\frac{3}{2h}}$$

and hence $|\text{Re}(w) - |w|| \leq \frac{2}{3} h^3 |z|^2$. Together with the estimate $|w| \geq \frac{3}{4h}$ from the beginning of the proof, we get

$$\frac{1}{h^2} \left| \text{Re}(w/|w|) - 1 \right| = \frac{1}{h^2} \left| \frac{\text{Re}(w) - |w|}{|w|} \right| \leq \frac{1}{h^2} \frac{\frac{2}{3} h^3 |z|^2}{\frac{3}{4h}} = \frac{4}{3} \frac{2}{3} h^2 |z|^2 \leq h^2 |z|^2.$$

Combining everything, we arrive at

$$\begin{aligned}
\left| \operatorname{Im}(z) - \frac{-i}{h^2} \cdot \left(\operatorname{sgn}(hz + \frac{1}{h}) - 1 \right) \right| &= \left| \frac{-i}{h^2} \cdot \left(\frac{w}{|w|} - 1 \right) - \operatorname{Im}(z) \right| \\
&\leq \left| \frac{-i}{h^2} \cdot i \cdot \operatorname{Im}\left(\frac{w}{|w|}\right) - \operatorname{Im}(z) \right| + \left| \frac{-i}{h^2} \cdot \left(\operatorname{Re}\left(\frac{w}{|w|}\right) - 1 \right) \right| \\
&\leq \left| \frac{1}{h^2} \operatorname{Im}(w/|w|) - \operatorname{Im}(z) \right| + \frac{1}{h^2} \left| \operatorname{Re}(w/|w|) - 1 \right| \\
&\leq h|z| + h^2|z|^2 \leq 2h|z|,
\end{aligned}$$

proving the first estimate in Equation (2.2). To prove the second estimate in Equation (2.2), simply note that $\operatorname{Re}(z) = \operatorname{Im}(iz)$ and $\operatorname{sgn}(iw) = i \operatorname{sgn}(w)$, and hence

$$\begin{aligned}
2h|z| = 2h|iz| &\geq \left| \operatorname{Im}(iz) - \frac{-i}{h^2} \cdot \left(\operatorname{sgn}(hiz + \frac{1}{h}) - 1 \right) \right| \\
&= \left| \operatorname{Re}(z) - \frac{-i}{h^2} \cdot \left(i \operatorname{sgn}(hz - \frac{i}{h}) + i \right) \right| = \left| \operatorname{Re}(z) - \frac{1}{h^2} \cdot \left(\operatorname{sgn}(hz - \frac{i}{h}) + i \right) \right|,
\end{aligned}$$

as claimed. ■

A.2. Composition of neural networks. The composition of several neural networks is clearly again represented by a neural network. In this appendix we make this statement more precise, showing how the size of the resulting network is related to the size of the “input” networks. We note that the bounds for modReLU networks that we derive here are slightly worse than those derived for ReLU networks in [19, Section 2], owing to the fact that one can easily implement the identity function using the ReLU while this seems not to be possible (on all of \mathbb{C}) using the modReLU.

But first, we need some additional notation: Given a network $\Phi = ((A_1, b_1), \dots, (A_L, b_L))$, let us write $W_{\text{in}}(\Phi) := \|A_1\|_{\ell^0} + \|b_1\|_{\ell^0}$ and $W_{\text{out}}(\Phi) := \|A_L\|_{\ell^0} + \|b_L\|_{\ell^0}$ and furthermore $\|\Phi\|_{\text{in}} := \max\{\|A_1\|_{\infty}, \|b_1\|_{\infty}\}$ and $\|\Phi\|_{\text{out}} := \max\{\|A_L\|_{\infty}, \|b_L\|_{\infty}\}$. Now, assuming that $L \geq 2$ and given a further network $\Psi = ((B_1, c_1), \dots, (B_M, c_M))$ with $d_{\text{out}}(\Psi) = d_{\text{in}}(\Phi)$ and $M \geq 2$, define the composition of Φ, Ψ as

$$\Phi \bullet \Psi := ((B_1, c_1), \dots, (B_{M-1}, c_{M-1}), (A_1 B_M, b_1 + A_1 c_M), (A_2, b_2), \dots, (A_L, b_L)). \quad (\text{A.1})$$

It is straightforward to verify that $R_{\sigma}(\Phi \bullet \Psi) = R_{\sigma}\Phi \circ R_{\sigma}\Psi$ and that $L(\Phi \bullet \Psi) = L(\Phi) + L(\Psi) - 1$ and $B(\Phi \bullet \Psi) \leq \max\{B(\Phi), B(\Psi)\}$. Further bounds on the size of $\Phi \bullet \Psi$ are given in the following lemma.

Lemma 16. *Let $\Phi^{(1)}, \dots, \Phi^{(K)}$ be neural networks of depth $L(\Phi^{(i)}) \geq 2$ for $i \in \{1, \dots, K\}$ and satisfying $d_{\text{out}}(\Phi^{(i)}) = d_{\text{in}}(\Phi^{(i+1)})$ for $i \in \{1, \dots, K-1\}$. Then the following hold:*

1. *If $W_{\text{in}}(\Phi^{(i)}), W_{\text{out}}(\Phi^{(i)}) \leq C$ for all $i \in \{1, \dots, K\}$ and some $C > 0$, then*

$$W(\Phi^{(K)} \bullet \dots \bullet \Phi^{(1)}) \leq C^2 \cdot (K-1) + \sum_{i=1}^K W(\Phi^{(i)}). \quad (\text{A.2})$$

2. If $\|\Phi^{(i)}\| \leq C$ for all $i \in \{1, \dots, K\}$ and some $C \geq 1$ and $d_{\text{out}}(\Phi^{(i)}) \leq D$ for all $i \in \{1, \dots, K\}$, then

$$\|\Phi^{(K)} \bullet \dots \bullet \Phi^{(1)}\| \leq 2D \cdot C^2. \quad (\text{A.3})$$

3. $L(\Phi^{(K)} \bullet \dots \bullet \Phi^{(1)}) = [\sum_{i=1}^K L(\Phi^{(i)})] - (K-1)$ and $R_\sigma(\Phi^{(K)} \bullet \dots \bullet \Phi^{(1)}) = R_\sigma \Phi^{(K)} \circ \dots \circ R_\sigma \Phi^{(1)}$.

Remark 17. In particular, Equation (A.2) shows that if $B, W \geq 1$ and $W(\Phi^{(i)}) \leq W$ as well as $B(\Phi^{(i)}) \leq B$ for all $i \in \{1, \dots, K\}$, then $W(\Phi^{(K)} \bullet \dots \bullet \Phi^{(1)}) \leq K \cdot (B^2 + W)$.

Proof. Before we prove the general case, we analyze the composition of two networks as in Equation (A.1). First, note for $A \in \mathbb{C}^{N \times K}$ and $B \in \mathbb{C}^{K \times P}$ that

$$\|AB\|_{\ell^0} = \sum_{i,j} \mathbf{1}_{(AB)_{i,j} \neq 0} \leq \sum_{i,j,\ell} \mathbf{1}_{A_{i,\ell} \neq 0} \mathbf{1}_{B_{\ell,j} \neq 0} \leq \sum_{i,\ell} \left(\mathbf{1}_{A_{i,\ell} \neq 0} \max_t \sum_j \mathbf{1}_{B_{t,j} \neq 0} \right) \leq \|A\|_{\ell^0} \|B\|_{\ell^0}.$$

A similar (but easier) calculation shows that $\|Av\|_{\ell^0} \leq \|A\|_{\ell^0}$ for $v \in \mathbb{C}^K$. Based on these estimates, we see (in the notation of Equation (A.1)) that

$$\|b_1 + A_1 c_M\|_{\ell^0} + \|A_1 B_M\|_{\ell^0} \leq \|b_1\|_{\ell^0} + \|A_1\|_{\ell^0} + \|A_1\|_{\ell^0} \|B_M\|_{\ell^0} \leq W_{\text{in}}(\Phi) \cdot (1 + W_{\text{out}}(\Psi)).$$

Directly from the definition of $\Phi \bullet \Psi$, we thus see

$$\begin{aligned} W(\Phi \bullet \Psi) &\leq W(\Psi) - W_{\text{out}}(\Psi) + W(\Phi) - W_{\text{in}}(\Phi) + W_{\text{in}}(\Phi)(1 + W_{\text{out}}(\Psi)) \\ &\leq W(\Psi) + W(\Phi) + W_{\text{in}}(\Phi)W_{\text{out}}(\Psi). \end{aligned} \quad (\text{A.4})$$

Next, given $A \in \mathbb{C}^{N \times K}$ and $B \in \mathbb{C}^{K \times P}$ it is easy to see $|(AB)_{i,j}| \leq K \cdot \|A\|_{\infty} \|B\|_{\infty}$. Based on this, we see in the notation of Equation (A.1) that $\|A_1 B_M\|_{\infty} \leq d_{\text{out}}(\Psi) \|A_1\|_{\infty} \|B_M\|_{\infty}$ and $\|b_1 + A_1 c_M\|_{\infty} \leq \|b_1\|_{\infty} + d_{\text{out}}(\Psi) \|A_1\|_{\infty} \|c_M\|_{\infty} \leq \|\Phi\|_{\text{in}} \cdot (1 + d_{\text{out}}(\Psi) \|\Psi\|_{\text{out}})$. Thus, we see directly from the definition of $\Phi \bullet \Psi$ that

$$\|\Phi \bullet \Psi\| \leq \max \{ \|\Phi\|, \|\Psi\|, \|\Phi\|_{\text{in}} \cdot (1 + d_{\text{out}}(\Psi) \|\Psi\|_{\text{out}}) \}. \quad (\text{A.5})$$

Now, we prove Equations (A.2) and (A.3) by induction on $K \in \mathbb{N}$. For $K = 1$ the claim is trivial. Next, assume that the claim holds for some $K \in \mathbb{N}$ and set $\Psi := \Phi^{(K)} \bullet \dots \bullet \Phi^{(1)}$.

For proving Equation (A.2), note $W_{\text{in}}(\Phi^{(K+1)}) \leq C$ and $W_{\text{out}}(\Psi) = W_{\text{out}}(\Phi^{(K)}) \leq C$. Therefore, combining Equation (A.4) with the inductive assumption, we see

$$\begin{aligned} W(\Phi^{(K+1)} \bullet \Psi) &\leq W(\Phi^{(K+1)}) + W(\Psi) + W_{\text{in}}(\Phi^{(K+1)})W_{\text{out}}(\Psi) \\ &\leq W(\Phi^{(K+1)}) + C^2 \cdot (K-1) + \sum_{i=1}^K W(\Phi^{(i)}) + C \cdot C \\ &= C^2 \cdot ((K+1) - 1) + \sum_{i=1}^{K+1} W(\Phi^{(i)}), \end{aligned}$$

completing the induction for Equation (A.2).

To prove Equation (A.3), note $\|\Psi\|_{\text{out}} = \|\Phi^{(K)}\|_{\text{out}} \leq C$ and $d_{\text{out}}(\Psi) = d_{\text{out}}(\Phi^{(K)}) \leq D$ and use Equation (A.5) and the inductive assumption to obtain

$$\|\Phi^{(K+1)} \bullet \Psi\| \leq \max \{ \|\Phi^{(K+1)}\|, \|\Psi\|, \|\Phi^{(K+1)}\|_{\text{in}} \cdot (1 + d_{\text{out}}(\Psi) \|\Psi\|_{\text{out}}) \} \leq 2D \cdot C^2,$$

completing the induction for Equation (A.3).

The last part of the lemma follows by induction after noting that $L(\Phi \bullet \Psi) = L(\Phi) + L(\Psi) - 1$ and $R_\sigma(\Phi \bullet \Psi) = R_\sigma \Phi \circ R_\sigma \Psi$. \blacksquare

A.3. Linear combinations of neural networks. In this appendix we show that the linear combinations of neural networks of a common depth can again be easily implemented as a neural network. Indeed, let $d, K \in \mathbb{N}$, and for each $j \in \{1, \dots, K\}$ let $a_j \in \mathbb{C}$ and let $\Phi^{(j)} = ((A_1^{(j)}, b_1^{(j)}), \dots, (A_L^{(j)}, b_L^{(j)}))$ be a neural network with $d_{\text{in}}(\Phi^{(j)}) = d$ and $d_{\text{out}}(\Phi^{(j)}) = 1$. Define $\Psi := ((A_1, b_1), \dots, (A_L, b_L))$, where

$$A_1 := \begin{pmatrix} A_1^{(1)} \\ \vdots \\ A_1^{(K)} \end{pmatrix}, \quad A_L := (a_1 A_L^{(1)} \mid \dots \mid a_K A_L^{(K)}), \quad \text{and} \quad b_\ell := \begin{pmatrix} b_\ell^{(1)} \\ \vdots \\ b_\ell^{(K)} \end{pmatrix}$$

for $\ell \in \{1, \dots, L-1\}$, as well as $A_\ell := \text{diag}(A_\ell^{(1)}, \dots, A_\ell^{(K)})$ for $\ell \in \{2, \dots, L-1\}$ and $b_L := \sum_{j=1}^K a_j b_L^{(j)}$. It is easy to verify that

$$R_\sigma \Psi = \sum_{j=1}^K a_j R_\sigma \Phi^{(j)}, \quad L(\Psi) = L, \quad W(\Psi) \leq \sum_{j=1}^K W(\Phi^{(j)}),$$

$$B(\Psi) \leq \max_{1 \leq j \leq K} B(\Phi^{(j)}), \quad \text{and} \quad \|\Psi\| \leq \sum_{j=1}^K (1 + |a_j|) \|\Phi^{(j)}\|.$$

A.4. Proof of Lemma 11.

Proof. Define $\theta_j(z) := \prod_{\ell=1}^j \alpha_\ell(z)$ and $\kappa_j := \varepsilon \sum_{\ell=1}^j (1 + \varepsilon)^\ell$. We will show inductively that $|\gamma_j(z) - \theta_j(z)| \leq \kappa_j$. This will imply the claim by taking $j = M$, since we have

$$(1 + \varepsilon)^\ell \leq (1 + \varepsilon)^{M+1} \leq \left(1 + \frac{1}{M+1}\right)^{M+1} \leq e \leq 3$$

and hence $\kappa_j \leq \kappa_M \leq 3M\varepsilon$.

The case $j = 1$ is trivial, since $|\gamma_1(z) - \theta_1(z)| = |\beta_1(z) - \alpha_1(z)| \leq \delta \leq \varepsilon^2 \leq \varepsilon \leq \kappa_1$. For the induction step, first note that

$$\begin{aligned} \kappa_j \leq \kappa_M &= \varepsilon(1 + \varepsilon) \sum_{\ell=0}^{M-1} (1 + \varepsilon)^\ell = \varepsilon(1 + \varepsilon) \frac{(1 + \varepsilon)^M - 1}{(1 + \varepsilon) - 1} \\ &\leq (1 + \varepsilon)^{M+1} \leq \left(1 + \frac{1}{M+1}\right)^{M+1} \leq e \leq 3 \end{aligned}$$

and hence $|\gamma_j(z)| \leq |\theta_j(z)| + \kappa_j \leq 4$, since $|\alpha_\ell(z)| \leq 1$ for all ℓ , and thus $|\theta_j(z)| \leq 1$. Since

also $|\beta_{j+1}(z)| \leq \delta + |\alpha_{j+1}(z)| \leq 1 + \delta \leq 4$, we see by the properties of $\tilde{\times}$ for any $z \in \Omega$ that

$$\begin{aligned} |\gamma_{j+1}(z) - \theta_{j+1}(z)| &\leq \left| \tilde{\times}(\beta_{j+1}(z), \gamma_j(z)) - \beta_{j+1}(z)\gamma_j(z) \right| \\ &\quad + |\beta_{j+1}(z)\gamma_j(z) - \beta_{j+1}(z)\theta_j(z)| \\ &\quad + |(\beta_{j+1}(z) - \alpha_{j+1}(z))\theta_j(z)| \\ &\leq \varepsilon + |\beta_{j+1}(z)| \cdot \kappa_j + \delta \cdot |\theta_j(z)| \\ &\leq \varepsilon + \delta + (1 + \delta)\kappa_j \leq \varepsilon(1 + \varepsilon) + (1 + \varepsilon)\kappa_j, \end{aligned}$$

where the last step used that $\delta \leq \varepsilon^2 \leq \varepsilon$. Finally, note by choice of κ_j that

$$\varepsilon(1 + \varepsilon) + (1 + \varepsilon)\kappa_j = \varepsilon(1 + \varepsilon) + \varepsilon \sum_{\ell=2}^{j+1} (1 + \varepsilon)^\ell = \varepsilon \sum_{\ell=1}^{j+1} (1 + \varepsilon)^\ell = \kappa_{j+1}.$$

This completes the induction and thus the proof. \blacksquare

A.5. Proof of Lemma 13.

Proof. Set $\sigma_\ell := \sigma$ for $\ell \in \{1, \dots, L-1\}$ and $\sigma_L := \text{id}_{\mathbb{C}}$. It is easy to see in each case that $\sigma_\ell(0) = 0$; furthermore, Lemma 6 implies that each σ_ℓ is 1-Lipschitz. Now, inductively define $w_0 := v_0 := z$ as well as $w_{\ell+1} := \sigma_{\ell+1}(A_{\ell+1}w_\ell + b_{\ell+1})$ and $v_{\ell+1} := \sigma_{\ell+1}(B_{\ell+1}v_\ell + c_{\ell+1})$ for $\ell \in \{0, \dots, L-1\}$. We then have $R_\sigma \Phi(z) = w_L$ and $R_\sigma \Psi(z) = v_L$. We will show inductively that $\|v_\ell\|_{\ell^\infty} \leq R_0 \cdot (2R)^\ell \cdot N_1 \cdots N_{\ell-1}$ and $\|v_\ell - w_\ell\|_{\ell^\infty} \leq R_0 \cdot N_1 \cdots N_{\ell-1} \cdot 4^\ell R^{\ell-1} \cdot \|\Phi - \Psi\|$, which then implies the claim of the lemma.

For $\ell = 0$, we trivially have $\|v_0\|_{\ell^\infty} = \|z\|_{\ell^\infty} \leq R_0 = R_0 \cdot (2R)^\ell \cdot N_1 \cdots N_{\ell-1}$ and furthermore $\|v_0 - w_0\|_{\ell^\infty} = 0 \leq R_0 \cdot N_1 \cdots N_{\ell-1} \cdot 4^\ell R^{\ell-1} \cdot \|\Phi - \Psi\|$.

Next, if the claimed estimates hold for some $\ell \in \{0, \dots, L-1\}$, we see

$$\begin{aligned} |(v_{\ell+1})_j| &= |\sigma_{\ell+1}((B_{\ell+1}v_\ell + c_{\ell+1})_j)| \leq |(B_{\ell+1}v_\ell + c_{\ell+1})_j| \\ &\leq |(c_{\ell+1})_j| + \sum_{m=1}^{N_\ell} |(B_{\ell+1})_{j,m}| |(v_\ell)_m| \leq R + N_\ell R R_0 \cdot (2R)^\ell \cdot N_1 \cdots N_{\ell-1} \\ &\leq R_0 \cdot (2R)^{\ell+1} \cdot N_1 \cdots N_\ell \cdot \left(\frac{1}{2} \frac{1}{R_0 (2R)^\ell N_1 \cdots N_\ell} + \frac{1}{2} \right) \leq R_0 \cdot (2R)^{\ell+1} \cdot N_1 \cdots N_\ell, \end{aligned}$$

proving the first estimate for $\ell + 1$ instead of ℓ . In a similar way, we see

$$\begin{aligned} |(w_{\ell+1})_j - (v_{\ell+1})_j| &= |\sigma_{\ell+1}((A_{\ell+1}w_\ell + b_{\ell+1})_j) - \sigma_{\ell+1}((B_{\ell+1}v_\ell + c_{\ell+1})_j)| \\ &\leq |(A_{\ell+1}w_\ell - B_{\ell+1}v_\ell)_j| + \|b_{\ell+1} - c_{\ell+1}\|_{\ell^\infty}. \end{aligned} \tag{A.6}$$

Next, note that

$$\begin{aligned} |(A_{\ell+1}w_\ell - B_{\ell+1}v_\ell)_j| &\leq \sum_{m=1}^{N_\ell} \left[|(A_{\ell+1})_{j,m}((w_\ell)_m - (v_\ell)_m)| + |((A_{\ell+1})_{j,m} - (B_{\ell+1})_{j,m})(v_\ell)_m| \right] \\ &\leq N_\ell \cdot \left(R \cdot \|w_\ell - v_\ell\|_{\ell^\infty} + \|\Phi - \Psi\| \cdot \|v_\ell\|_{\ell^\infty} \right) \\ &\stackrel{(*)}{\leq} R_0 \cdot N_1 \cdots N_\ell \cdot 4^{\ell+1} R^\ell \cdot \|\Phi - \Psi\| \cdot \left(\frac{1}{4} + \frac{2^\ell}{4^{\ell+1}} \right) \\ &\leq \frac{1}{2} \cdot R_0 \cdot N_1 \cdots N_\ell \cdot 4^{\ell+1} R^\ell \cdot \|\Phi - \Psi\|, \end{aligned}$$

where the step marked with (*) used the induction hypothesis. Combining this estimate with Equation (A.6) and noting $\|b_{\ell+1} - c_{\ell+1}\|_{\ell^\infty} \leq \|\Phi - \Psi\| \leq \frac{1}{2} \cdot R_0 \cdot N_1 \cdots N_\ell \cdot 4^{\ell+1} R^\ell \cdot \|\Phi - \Psi\|$ completes the induction. ■

REFERENCES

- [1] P. ARENA, L. FORTUNA, G. MUSCATO, AND M. G. XIBILIA, *Neural networks in multidimensional domains: fundamentals and new trends in modelling and control*, vol. 234, Springer, 1998.
- [2] P. ARENA, L. FORTUNA, R. RE, AND M. G. XIBILIA, *On the capability of neural networks with complex neurons in complex valued functions approximation*, in 1993 IEEE International Symposium on Circuits and Systems, IEEE, 1993, <https://doi.org/10.1109/ISCAS.1993.394188>.
- [3] P. ARENA, L. FORTUNA, R. RE, AND M. G. XIBILIA, *Multilayer perceptrons to approximate complex valued functions*, International Journal of Neural Systems, 6 (1995), <https://doi.org/10.1142/S0129065795000299>.
- [4] M. ARJOVSKY, A. SHAH, AND Y. BENGIO, *Unitary evolution recurrent neural networks*, in International Conference on Machine Learning, 2016, pp. 1120–1128.
- [5] P. L. BARTLETT, N. HARVEY, C. LIAW, AND A. MEHRABIAN, *Nearly-tight VC-dimension and Pseudodimension Bounds for Piecewise Linear Neural Networks*, J. Mach. Learn. Res., 20 (2019), pp. 1–17.
- [6] J. BERNER, P. GROHS, AND A. JENTZEN, *Analysis of the generalization error: empirical risk minimization over deep artificial neural networks overcomes the curse of dimensionality in the numerical approximation of Black-Scholes partial differential equations*, SIAM J. Math. Data Sci., 2 (2020), pp. 631–657, <https://doi.org/10.1137/19M125649X>, <https://doi.org/10.1137/19M125649X>.
- [7] H. BÖLCSKEI, P. GROHS, G. KUTYNIOK, AND P. PETERSEN, *Optimal approximation with sparsely connected deep neural networks*, SIAM J. Math. Data Sci., 1 (2019), pp. 8–45, <https://doi.org/10.1137/18M118709X>, <https://doi.org/10.1137/18M118709X>.
- [8] G. F. CLEMENTS, *Entropies of several sets of real valued functions*, Pacific J. Math., 13 (1963), pp. 1085–1095, <http://projecteuclid.org/euclid.pjm/1103034547>.
- [9] G. CYBENKO, *Approximation by superpositions of a sigmoidal function*, Mathematics of control, signals and systems, 2 (1989), pp. 303–314, <https://doi.org/10.1007/BF02551274>.
- [10] X. GLOROT, A. BORDES, AND Y. BENGIO, *Deep sparse rectifier neural networks*, in Proceedings of the fourteenth international conference on artificial intelligence and statistics, 2011.
- [11] A. HIROSE, *Complex-valued neural networks: theories and applications*, vol. 5, World Scientific, 2003, <https://doi.org/10.1142/5345>.
- [12] K. HORNIK, *Approximation capabilities of multilayer feedforward networks*, Neural Networks, 4 (1991), pp. 251–257, [https://doi.org/10.1016/0893-6080\(91\)90009-T](https://doi.org/10.1016/0893-6080(91)90009-T).
- [13] K. HORNIK, M. STINCHCOMBE, AND H. WHITE, *Multilayer feedforward networks are universal approximators*, Neural Networks, 2 (1989), pp. 359–366, [https://doi.org/10.1016/0893-6080\(89\)90020-8](https://doi.org/10.1016/0893-6080(89)90020-8).
- [14] A. KRIZHEVSKY, I. SUTSKEVER, AND G. E. HINTON, *ImageNet classification with deep convolutional neural networks*, Communications of the ACM, 60 (2017), <https://doi.org/10.1145/3065386>.
- [15] Y. LECUN, Y. BENGIO, AND G. HINTON, *Deep learning*, Nature, 521 (2015).
- [16] M. LESHNO, V. LIN, A. PINKUS, AND S. SCHOCKEN, *Multilayer feedforward networks with a nonpolynomial activation function can approximate any function*, Neural Networks, 6 (1993), pp. 861–867, [https://doi.org/10.1016/S0893-6080\(05\)80131-5](https://doi.org/10.1016/S0893-6080(05)80131-5).
- [17] J. LU, Z. SHEN, H. YANG, AND S. ZHANG, *Deep network approximation for smooth functions*, arXiv preprint arXiv:2001.03040, (2020).
- [18] H. N. MHASKAR, *Neural networks for optimal approximation of smooth and analytic functions*, Neural computation, 8 (1996), <https://doi.org/10.1162/neco.1996.8.1.164>.
- [19] P. PETERSEN AND F. VOIGTLAENDER, *Optimal approximation of piecewise smooth functions using deep ReLU neural networks*, Neural Netw., 108 (2018), <https://doi.org/10.1016/j.neuro.2018.08.019>.
- [20] I. SAFRAN AND O. SHAMIR, *Depth-width tradeoffs in approximating natural functions with neural networks*, arXiv preprint arXiv:1610.09887, (2016).
- [21] I. SAFRAN AND O. SHAMIR, *Depth-width tradeoffs in approximating natural functions with neural net-*

- works*, in International Conference on Machine Learning, PMLR, 2017, pp. 2979–2987.
- [22] I. SUTSKEVER, O. VINYALS, AND Q. V. LE, *Sequence to sequence learning with neural networks*, in Advances in neural information processing systems, 2014.
 - [23] C. TRABELSI, O. BILANIUK, Y. ZHANG, D. SERDYUK, S. SUBRAMANIAN, J. F. SANTOS, S. MEHRI, N. ROSTAMZADEH, Y. BENGIO, AND C. J. PAL, *Deep complex networks*, in ICLR, 2018, <https://openreview.net/forum?id=H1T2hmZAb>.
 - [24] R. VERSHYNIN, *High-dimensional probability*, vol. 47 of Cambridge Series in Statistical and Probabilistic Mathematics, Cambridge University Press, Cambridge, 2018, <https://doi.org/10.1017/9781108231596>, <https://doi.org/10.1017/9781108231596>.
 - [25] P. VIRTUE, S. X. YU, AND M. LUSTIG, *Better than real: Complex-valued neural nets for MRI fingerprinting*, in 2017 IEEE International Conference on Image Processing (ICIP), 2017, <https://doi.org/10.1109/ICIP.2017.8297024>.
 - [26] F. VOIGTLAENDER, *The universal approximation theorem for complex-valued neural networks*, arXiv preprint arXiv:2012.03351, (2020).
 - [27] M. WOLTER AND A. YAO, *Complex gated recurrent neural networks*, in Advances in Neural Information Processing Systems, vol. 31, Curran Associates, Inc., 2018.
 - [28] D. YAROTSKY, *Error bounds for approximations with deep ReLU networks*, Neural Networks, 94 (2017), pp. 103–114.
 - [29] D. YAROTSKY AND A. ZHEVNERCHUK, *The phase diagram of approximation rates for deep neural networks*, Advances in Neural Information Processing Systems, 33 (2020).