

Safe CPS from Unsafe Controllers

Usama Mehmood, Stanley Bak, Scott A. Smolka, and Scott D. Stoller

Department of Computer Science
Stony Brook University
Stony Brook NY, USA

Abstract. In this paper, we explore using runtime verification to design safe cyber-physical systems (CPS). We build upon the Simplex Architecture, where control authority may switch from an unverified and potentially unsafe *advanced controller* to a backup *baseline controller* in order to maintain system safety. New to our approach, we remove the requirement that the baseline controller is statically verified. This is important as there are many types of powerful control techniques—model-predictive control, rapidly-exploring random trees and neural network controllers—that often work well in practice, but are difficult to statically prove correct, and therefore could not be used before as baseline controllers. We prove that, through more extensive runtime checks, such an approach can still guarantee safety. We call this approach the *Black-Box Simplex Architecture*, as both high-level controllers are treated as black boxes. We present case studies where model-predictive control provides safety for multi-robot coordination, and neural networks provably prevent collisions for groups of F-16 aircraft, despite occasionally outputting unsafe actions.

1 Introduction

Modern cyber-physical systems (CPS) are found in vital domains such as transportation, autonomy, health-care, energy, agriculture, and defense. As these systems perform complex functions, they require complex designs. Since CPS interact with the physical world, correctness is especially important, but formal analysis can be difficult for complex systems.

In the design of such CPS, powerful techniques such as model-predictive control and deep reinforcement learning are increasingly being considered instead of traditional high-level control design. Such trends exacerbate the safety verification problem. For example, one approach for autonomous driving is *end-to-end learning*, where a complex neural network directly receives sensor inputs and outputs low-level steering commands [7,6]. Additionally, there is increasing interest in systems that can learn in the field, changing their behaviors based on observations. Classical verification strategies are poorly suited for such designs.

One approach for dynamically providing safety for systems with complex and unverified components is *runtime assurance* [10], where the state of the plant is monitored at runtime to detect possible imminent violations of formal properties. If necessary, corrective measures are taken to avoid the violations. A well-known

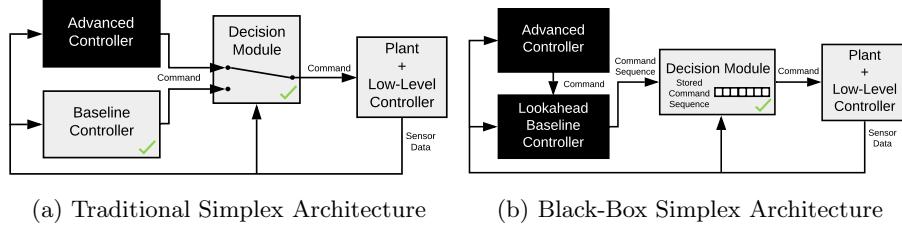


Fig. 1: The Black-Box Simplex Architecture guarantees safety despite a black-box advanced controller and a black-box baseline controller.

runtime assurance technique is the Simplex Architecture [34,35], which has been applied to a wide range of systems [11,27,31].

In the original Simplex Architecture, shown in Figure 1(a), the *baseline controller* and the *decision module* are part of the trusted computing base. They must be verified correct for the system to work. The decision module monitors the state of the system and switches control from the *advanced controller* to the baseline controller if using the former could result in a safety violation in the near future. The advanced controller is typically concerned with mission requirements. On the other hand, the baseline controller should be simpler in design and proven to preserve safety of the system.

The successful application of the original Simplex Architecture requires creating a provably safe baseline controller, a difficult task for many systems. Further, many classes of controllers, such as those designed using model-predictive control, rapidly-exploring random trees, or neural-network controllers, may work well in practice, but are difficult to verify and therefore cannot be used as baseline controllers. **The main contribution of this work is to overcome this limitation.** We propose the *Black-Box Simplex Architecture*, a variant of the traditional Simplex Architecture that can guarantee the safety of the system despite an unverified and even incorrect baseline controller, which is treated as a black box.

In the Black-Box Simplex Architecture, shown in Figure 1(b), the baseline controller tries to produce a *sequence* of commands that begins with the advanced controller’s current command and brings the plant to a state where maintaining the safety property is easy (to be formally defined later). The verified decision module checks at runtime whether the baseline controller’s command sequence satisfies these requirements. If so, the decision module stores it for potential use as a backup plan at the next time step, in case no further safe command sequences are produced. This is a key tradeoff one encounters with Black-Box Simplex compared to traditional Simplex: the decision module must perform more computationally expensive runtime verification (so that its performance is important). Whether this tradeoff is practical depends on the specific system, and we investigate it through several case studies. We assume that the

plant has a trusted low-level controller which is able to correctly apply the command from the decision module to the plant.

We prove two theorems about this architecture: (i) safety is always guaranteed, and (ii) if the baseline and advanced controllers perform well (to be formally defined in the next section) and the decision module is fast enough, the architecture is transparent: the advanced controller appears to have full control of the system. The practicality of these assumptions is also demonstrated through our two significant case studies. In the first, a multi-robot coordination system uses a baseline controller with a model-predictive control algorithm. In the second, a mid-air collision avoidance system for groups of F-16 aircraft is created from imperfect logic encoded in neural networks.

The rest of the paper is organized as follows. Section 2 presents a formal definition of the Black-Box Simplex Architecture, including proofs of the safety and transparency theorems. Section 3 contains two case studies implementing the architecture. Section 4 discusses related work while Section 5 offers our concluding remarks.

2 Black-Box Simplex

This section reviews the limitations of traditional Simplex Architecture and then presents this paper’s main contribution, the Black-Box Simplex Architecture.

2.1 Traditional Simplex Design

The traditional Simplex Architecture, shown in Figure 1(a), preserves the safety of the system while permitting the use of an unverified advanced controller. It does this by using the advanced controller in conjunction with a verified baseline controller and a verified decision module. The goal of the Simplex Architecture is to ensure that the system state is always *admissible*, i.e., it satisfies all safety constraints and operational limits.

The decision module cannot simply check if the next state is admissible. Rather, the verified design of a Simplex system usually requires offline reasoning with respect to a trusted baseline controller. If the system dynamics are linear and the admissible states are defined with linear constraints, a state-feedback baseline controller and a decision module can be synthesized by solving a linear matrix inequality [34]. If the system or constraints are nonlinear, however, there is no easy recipe to create a trusted baseline controller and trusted decision module. This prevents more widespread use of the traditional Simplex Architecture.

2.2 Black-Box Simplex Overview

The Black-Box Simplex Architecture lifts the requirement that the baseline controller is verified, allowing provable safety with both an unverified advanced

controller and an unverified baseline controller. Its architecture is shown in Figure 1(b). Apart from eliminating the need to establish safety of the baseline controller, the Black-Box Simplex Architecture differs from the traditional Simplex Architecture in other important ways. First, the advanced controller shares its command with the baseline controller instead of passing it directly to the decision module. Second, the baseline controller uses this command as the starting point of a *command sequence* intended to safely recover the system. Many control techniques naturally produce command sequences, such as model predictive control with a finite-step horizon or controllers derived from rapidly-exploring random trees (RRTs). If a model of the low-level controllers and plant is provided, a traditional single-output controller can be used to create a command sequence through repeated invocations and system simulation.

The decision module checks the baseline controller’s command sequence, possibly rejecting it if safety is not ensured. As long as the advanced controller drives the system through states where the baseline controller can recover, it continues to actuate the system. However, if the baseline controller fails to compute a safe command sequence, due to the fault of either the unverified advanced controller or the unverified baseline controller, the decision module can still recover the system using the safe command sequence from the previous step.

The applicability of Black-Box Simplex depends on the feasibility of two system-specific steps: (i) constructing safe command sequences and (ii) proving their safety at runtime. For some systems, a safe command sequence can simply bring the system to a stop. An autonomous car, for example, could have safe command sequences that steer the car to the side of the road and then stop. A safe sequence for a drone might direct it to the closest emergency landing location. For an autonomous fixed-wing aircraft swarm, a safe sequence could fly the aircraft in non-intersecting circles to buy time for a human operator to intervene.

Proving safety of a given command sequence can also be challenging and depends on the system dynamics. For nondeterministic systems, this could involve performing reachability computations at runtime [20,4,2]. Such techniques assume an accurate system model is available in order to compute reachable sets. Traditional offline control theory also requires this assumption, so we do not view it as overly burdensome.

In the Black-Simplex Architecture, although both controllers are unverified, we do not combine them into a single unverified controller for two reasons. First, the design of the safety controller is easier if it is kept simple and is not burdened with fulfilling all mission-specific goals. Second, it allows for the use of off-the-shelf controller strategies that are focused on either mission completion or safety.

2.3 Formal Definition of Black-Box Simplex

We formalize the behavior and requirements for the components of the Black-Box Simplex Architecture in order to prove properties about the system’s behavior.

Plant Model. We consider discrete-time plant dynamics, modeled as a function

$$f(\underbrace{x_i}_{\text{state}}, \underbrace{u_i}_{\text{input}}, \underbrace{w_i}_{\text{disturbance}}) = \underbrace{x_{i+1}}_{\text{next state}} \quad (1)$$

where $x_i \in \mathcal{X}$ is the system state, $u_i \in \mathcal{U}$ is a control input command, $w_i \in \mathcal{W}$ is an environmental disturbance, and $i \in \mathbb{Z}^+$ is the time step. We sometimes also consider a *deterministic* version of the system, where the disturbance w_i can be taken to be zero at every step.

Admissible States. The system is characterized by a set of operational constraints which include physical limits and safety properties. States that satisfy all the operational constraints are called *admissible states*.

Command Sequences. A single-input command is some $u \in \mathcal{U}$, and a k -length sequence of commands is written as $\bar{u} \in \mathcal{U}^k$. The length of a sequence can be written as $\bar{u}_{\text{len}} = k$, where we also can take the length of a single command, $u_{\text{len}} = 1$. We use Python-like notation for subsequences, where the first element in a sequence is $\bar{u}[0]$, and the rest of the sequence is $\bar{u}[1:]$.

Decision Module. The decision module in Black-Box Simplex stores a command sequence \bar{s} which we sometimes call the decision module's state. The behavior of the decision module is defined through two functions, dm_{update} and dm_{step} . The dm_{update} function attempts to modify the decision module's stored command sequence:

$$dm_{\text{update}}(\underbrace{x}_{\text{state}}, \underbrace{\bar{s}}_{\text{cur seq}}, \underbrace{\bar{t}}_{\text{proposed seq}}) = \underbrace{\bar{s}'}_{\text{new seq}} \quad (2)$$

where if $\bar{s}' = \bar{t}$ then we say that the proposed command sequence is *accepted*; otherwise $\bar{s}' = \bar{s}$ and we say that it was *rejected*. Correctness conditions on dm_{update} are given in Section 2.4. Note that the decision module will accept a safe command sequence from the advanced controller, even if the previous command sequence from the advanced controller was rejected because it was unsafe. As in [25], we refer to this as *reverse switching*, since it switches control back to the advanced controller.

The dm_{step} function produces the next command u to apply to the plant, as well as the next step's command sequence \bar{s}' for the decision module:

$$dm_{\text{step}}(\underbrace{\bar{s}}_{\text{cur seq}}) = (\underbrace{u}_{\text{next input}}, \underbrace{\bar{s}'}_{\text{next seq}}) \quad (3)$$

where $u = \bar{s}[0]$ and \bar{s}' is constructed from \bar{s} by removing the first command (if the current sequence \bar{s} has only one command then it is repeated):

$$\bar{s}' = \begin{cases} \bar{s} & \text{if } \bar{s}_{\text{len}} = 1 \\ \bar{s}[1:] & \text{otherwise} \end{cases}$$

Controllers. The advanced and baseline controllers are defined using functions of the system state. In particular, the advanced controller is defined by a

function $ac(x) = u$, where $u \in \mathcal{U}$ is a single command. The baseline controller is similarly defined with $bc(x) = \bar{u}$, where $\bar{u} \in \mathcal{U}^k$ is a k -length command sequence. For Black-Box Simplex, we make use of *look-ahead baseline controllers*, which output command sequences that start with the same command as an advanced controller. These can be defined with a function $lbc_{ac}(x) = \bar{u}$, with $\bar{u}[0] = ac(x)$. We generally drop the subscript on lbc , as it is clear from context.

Execution Semantics. At step i , given system state x_i and decision module state \bar{s}_i , the next system state x_{i+1} and next decision module state \bar{s}_{i+1} are computed with the following sequence of steps: (1) $ac(x_i) = z_i$; (2) $lbc(x_i) = \bar{t}_i$, with $\bar{t}_i[0] = z_i$; (3) $dm_{\text{update}}(x_i, \bar{s}_i, \bar{t}_i) = \bar{s}'_i$; (4) $dm_{\text{step}}(\bar{s}'_i) = (u_i, \bar{s}_{i+1})$; (5) $f(x_i, u_i, w_i) = x_{i+1}$, for some disturbance $w_i \in \mathcal{W}$.

2.4 Safety and Transparency Theorems

We define several relevant concepts and then state and prove safety and transparency theorems for the Black-Box Simplex Architecture.

Definition 1 (Safe System Execution). *A system execution is called safe if and only if the system state is admissible at every step.*

Safety can be ensured by following a permanently safe command sequence from a given system state.

Definition 2 (Permanently Safe Command Sequence). *Given state x_i , a k -length permanently safe command sequence $\bar{s}_i \in \mathcal{U}^k$ is one where the state is admissible at every step $j \geq i$, where $(u_i, \bar{s}_{i+1}) = dm_{\text{step}}(\bar{s}_i)$, and $x_{i+1} = f(x_i, u_i, w_i)$, for every choice of disturbance $w_i \in \mathcal{W}$.*

That is, the system state will remain admissible when applying each command in the sequence \bar{s}_i , and then repeatedly using the last command forever, according to the semantics of dm_{step} . More general definitions of permanently safe command sequences could be considered, such as repeating a suffix rather than just the last command. For simplicity we do not explore this here.

We define the notion of recoverable commands as those that result in states that have permanently safe command sequences.

Definition 3 (Recoverable Command). *Given state x_i , a recoverable command u is one where there exists a permanently safe command sequence from x_{i+1} , where $x_{i+1} = f(x_i, u, w_i)$, for every choice of disturbance $w_i \in \mathcal{W}$.*

Optimal decision modules are defined by requiring the dm_{update} function accept all sequences that can guarantee future safety.

Definition 4 (Optimal Decision Module). *An optimal decision module has a dm_{update} function that accepts \bar{t} at state x if and only if \bar{t} is a permanently safe command sequence starting from x .*

A correct decision module is one which only accepts sequences that can guarantee future safety. A correct decision module, by this definition, could reject every command sequence.

Definition 5 (Correct Decision Module). *A correct decision module has a dm_{update} function that accepts \bar{t} at state x only if \bar{t} is a permanently safe command sequence starting from x .*

The role of the baseline controller is to try to keep the system safe. An optimal look-ahead baseline controller can be defined as one that always produces a permanently safe command sequence when it exists. This is optimal in the sense that during the system execution, it will be able to override the advanced controller as late as possible while still guaranteeing safety. This controller can be defined with respect to a specific advanced controller ac .

Definition 6 (Optimal Look-Ahead Baseline Controller). *Given state x with $u = ac(x)$, if there exists a permanently safe command sequence \bar{s} from x with $\bar{s}[0] = u$, then an optimal look-ahead baseline controller will always produce a permanently safe command sequence \bar{t} , with $\bar{t}[0] = u$.*

Note that \bar{t} may differ from \bar{s} , as there can be multiple permanently safe command sequences from the same state.

Theorem 1 (Safety). *Given initial state x_0 along with an initial permanently safe command sequence \bar{s}_0 , if the decision module is correct, then the system's execution is safe, regardless of the outputs of the advanced controller ac and baseline controller lbc .*

Proof. The command executed at each step comes from the state of the decision module \bar{s}_i , which maintains the invariant that \bar{s}_i is always a permanently safe command sequence from the current system state \bar{x}_i . The dm_{update} function can only replace a permanently safe command sequence with another permanently safe command sequence. Since initially, \bar{s}_0 is permanently safe, then by induction on the step number, the decision module's command sequence at every step is permanently safe, and so the system's execution is safe.

Although safety is important, achieving only safety is trivial, as a decision module can simply reject all new command sequences. A runtime assurance system must also have a transparency property, where the advanced controller retains control in sufficiently well-designed systems.

Theorem 2 (Transparency). *If (i) from every state encountered x_i the output of the advanced controller, $ac(x_i) = z_i$, is a recoverable command, (ii) the look-ahead baseline controller is optimal, and (iii) the decision module is optimal, then the input command used to actuate the system at every step is the advanced controller's command, z_i .*

Proof. The proof proceeds by stepping through an arbitrary step i of the execution semantics defined in Section 2.3. Since the output of the advanced controller, $ac(x_i) = z_i$, is assumed to be recoverable, there exists a permanently safe command sequence from x_i that starts with z_i . By the definition of an optimal look-ahead baseline controller, since there exists a permanently safe command sequence, the output $lbc(x_i) = \bar{t}$ must also be a permanently safe command sequence, with $\bar{t}[0] = z_i$ as required by the definition of a look-ahead baseline controller. In step three of the execution semantics, $dm_{\text{update}}(x_i, \bar{s}_i, \bar{t}_i) = \bar{s}'_i$. Since \bar{t} is a permanently safe command sequence and the decision module is optimal, the command sequence will be accepted by the decision module, and so $\bar{s}'_i = \bar{t}$. Step four of the execution semantics produces u_i , which is the first command in the sequence \bar{t} . As shown before, this command is equal to z_i , which is used in step five of the execution semantics to actuate the system. This reasoning applies at every step, and so the advanced controller's command is always used.

2.5 Discussion

There are several practical considerations with the described approach. For example, the black-box controllers may not only generate logically incorrect commands, but they may fail to generate a command at all, for example, entering an infinite loop. We can account for such behaviors by simply having a default command that is assumed in the execution semantics from Section 2.3. The default command is used if lbc does not produce a timely output. For increased protection, the black-box controllers can be isolated on dedicated hardware [3] so that they do not, for example, crash a shared operating system.

Another concern is that the decision module's analysis of the command sequence is nontrivial and could involve a runtime reachability computation. If this takes too long to prove safety, the command sequence also should be rejected. This means that the practicality of the architecture depends on the efficiency of reachability methods, an active area of research orthogonal to this work.

Finally, it is probably impractical for many systems to create an optimal decision module or optimal baseline controller, so there is a question of whether Theorem 2 is useful. The proof of this theorem, however, deals with a single step of execution. Thus, if at a specific state the look-ahead baseline controller is able to find a permanently safe command sequence and the decision module is able to validate it, then the system will behave as if the look-ahead baseline controller and decision module were optimal for that step. In other words, as we improve the baseline controller's ability to recover the system and design more efficient reachability methods for the decision module, the architecture will become increasingly transparent.

3 Case Studies

In this section, we consider two case studies: a multi-robot coordination system, and a mid-air collision avoidance system for groups of F-16 aircraft. In Theorem 1, we have established that the Black-Box Simplex Architecture guarantees

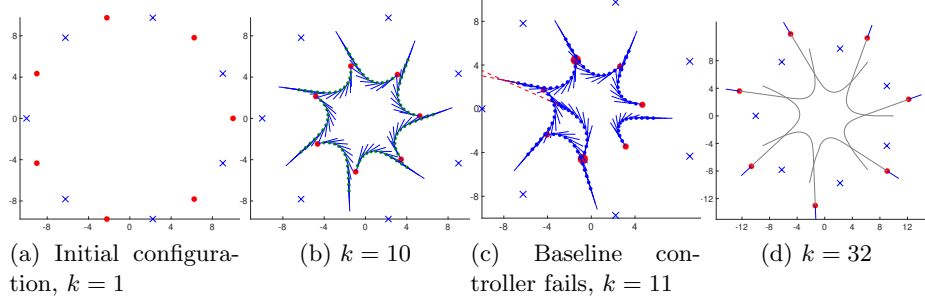


Fig. 2: Simulation of the MAS with 7 robots. The decision module performs system recovery after the baseline controller produces an unsafe command sequence at $k = 11$ (Rays extending from the final positions of agents shown as larger red dots and in the direction of their final velocities intersect. The rays are shown as dotted red lines). We represent the current positions as red dots, the future positions corresponding to the safe/unsafe command sequences as green/blue dots, the velocities as blue lines, and the trajectory of the agents as a grey curve.

the safety of the system. The goal here is to demonstrate that the theory developed is practically applicable to develop complex systems with safety guarantees.

3.1 Multi-Robot Coordination

We consider a multi-agent system (MAS), indexed by $\mathcal{M} = \{1, \dots, n\}$, of planar robots modeled with discrete-time dynamics of the form:

$$\begin{aligned} p_i(k+1) &= p_i(k) + dt \cdot v_i(k), & |v_i(k)| &< v_{max} \\ v_i(k+1) &= v_i(k) + dt \cdot a_i(k), & |a_i(k)| &< a_{max} \end{aligned} \quad (4)$$

where $p_i, v_i, a_i \in \mathbb{R}^2$ are the position, velocity and acceleration of agent i , respectively, at time step k , and $dt \in \mathbb{R}^+$ is the time step. The magnitudes of velocities and accelerations are bounded by v_{max} and a_{max} , respectively. The acceleration a_i is the control input for agent i . The combined state of all agents is denoted as $x = [p_1^T, v_1^T, \dots, p_n^T, v_n^T]^T$, and their accelerations are $a = [a_1^T, \dots, a_n^T]^T$.

In the initial configuration, the agents are equally spaced on the boundary of a circle and are at rest. Agent i 's goal is to reach a target location r_i , located on the opposite side of the circle. The initial configuration of the MAS is shown in Figure 2(a), where the agents and their target locations are represented as red dots and blue crosses, respectively.

The safety property is absence of inter-agent collisions. A pair of agents is considered to collide if the Euclidean distance between them is less than a threshold d_{min} . Thus, the safety property is that $\|p_i - p_j\| > d_{min} \geq 0$ for all pairs of agents $i, j \in \mathcal{M}$ with $i \neq j$.

Both the advanced controller and the baseline controller are designed using centralized model predictive control (MPC), which produces command sequences as part of the solution of an optimization problem. The advanced controller only outputs the first command of the command sequence, whereas the baseline controller produces the full command sequence. Note that numerical methods for global nonlinear optimization do not provide a guaranteed optimal solution and may fail. For this reason, such controllers could not be considered as the baseline controller in the traditional Simplex Architecture, and should not be used directly when safety is important. Both the advanced controller and the baseline controller are high-level controllers that produce accelerations. In our simulations we do not model the low-level controller and have the plant dynamics work directly with the accelerations. When implementing this on physical robots, depending on the dynamics, a trusted low-level controller will appropriately map the desired acceleration commands to the actuator inputs.

An MPC controller produces a command sequence \bar{s} of length T , where T is the prediction horizon, and each command $\bar{s}[i]$ contains the accelerations for all agents to use at step i . The centralized MPC controller solves the following optimization problem at each time step k :

$$\arg \min_{a(k|k), \dots, a(k+T-1|k)} \sum_{t=0}^{T-1} J(k+t|k) + \lambda \cdot \sum_{t=0}^{T-1} \|a(k+t|k)\|^2 \quad (5)$$

where $a(k+t|k)$ and $J(k+t|k)$ are the predictions made at time step k for the values at time step $k+t$ of the accelerations and the centralized (global) cost function J , respectively. The first term is the sum of the centralized cost function, evaluated for T time steps, starting at time step k . It encodes the control objective. The second term, scaled by a weight $\lambda > 0$, penalizes large control inputs.

Advanced controller The centralized cost function J_{ac} for the advanced controller contains two terms: (1) a *separation* term based on the inverse of the squared distance between each pair of agents; and (2) a *target seeking* term based on the distance between the agent and its target location.

$$J_{ac} = \omega_s \sum_{i>j} \frac{1}{\|p_i - p_j\|^2} + \omega_t \sum_i \|p_i - r_i\|^2 \quad (6)$$

where $\omega_s, \omega_t \in \mathbb{R}$ are the weights of the separation term and target seeking terms. The separation term promotes inter-agent spacing but does not guarantee collision avoidance. The first command in the command sequence produced by the MPC optimization is the advanced controller's command and it is passed to the look-ahead baseline controller. The command sequence is the solution of the optimization in Eq. 5, with J replaced by J_{ac} .

Baseline controller The centralized cost function J_{bc} for the baseline controller contains two terms. As in Eq. 6, the first term is the separation term. The second term is the *divergence* term which forces the agents to move out of the circle by aligning the velocities with rays radially pointing out of the center of the circle.

$$J_{bc} = \omega_s \sum_{i>j} \frac{1}{\|p_i - p_j\|^2} + \omega_d \sum_i \left(1 - \frac{(p_i - c) \cdot v_i}{\|p_i - c\| \|v_i\|} \right) \quad (7)$$

where $\omega_s, \omega_d \in \mathbb{R}$ are the weights of the separation term and the divergence term, and c is the center of the circle containing the initial configurations of the robots and their target locations. The control law for the baseline controller is Eq. 5, with J replaced by J_{bc} . A zero acceleration is appended at the end of the baseline controller's command sequence for ease in establishing collision freedom for all future time steps.

Decision module The look-ahead baseline controller combines accelerations from the advanced controller and the baseline controller, producing the command sequence $\bar{t} = [ac(x), bc(x'), \vec{0}]$, where x' is the next state after executing $ac(x)$ in state x . The function $dm_{\text{update}}(x, \bar{s}, \bar{t})$ accepts the proposed command sequence \bar{t} if and only if \bar{t} is a permanently safe command sequence. For this system, a command sequence \bar{t} is considered permanently safe in a state x if it satisfies the following two conditions. First, for all states in the state trajectory obtained by executing \bar{t} from x , the Euclidean distance between every pair of distinct agents is at least d_{\min} . Second, in the final state, for all pairs of distinct agents, the rays extending from their positions and in the direction of velocities do not intersect. Any pair of agents that satisfies the second condition will not collide in the future, since the last command in the sequence \bar{t} has zero acceleration. The initial permanently safe command sequence is a zero acceleration for all agents, as the agents start at rest.

We first consider seven robotic agents initialized on a circle centered at the origin, with a radius of 10. The other parameters are: $dt = 0.3 \text{ sec}$, $d_{\min} = 1.7$, $a_{\max} = 1.5$, and $v_{\max} = 2$. The length of the prediction horizon is $T_{ac} = T_{bc} = 10$. The optimization problems for the MPC controllers are solved using the MATLAB `fmincon` function. The random seed in the initialization of `fmincon` causes nondeterminism in the solution.

Successful Recovery After Failure In this experiment, we use seven robotic agents initially positioned on a circle of radius 10, as shown in Figure 2(a). At $k = 11$, the baseline controller produces an unsafe command sequence. The state trajectory corresponding to the unsafe sequence is shown in blue. As shown in Figure 2(c), the final velocities of the two agents corresponding to the larger red dots are converging after simulating the current state with the unsafe sequence. Hence, at $k = 11$, the decision module rejects the proposed command sequence and shifts control to the previous safe command sequence, which safely recovers the system. The last command in the stored command sequence is a zero acceleration and is repeated forever. Here, we purposefully did not return control to the advanced controller. A video of the simulation is available online.¹

¹ <https://youtu.be/bcVJBkGgnxA>

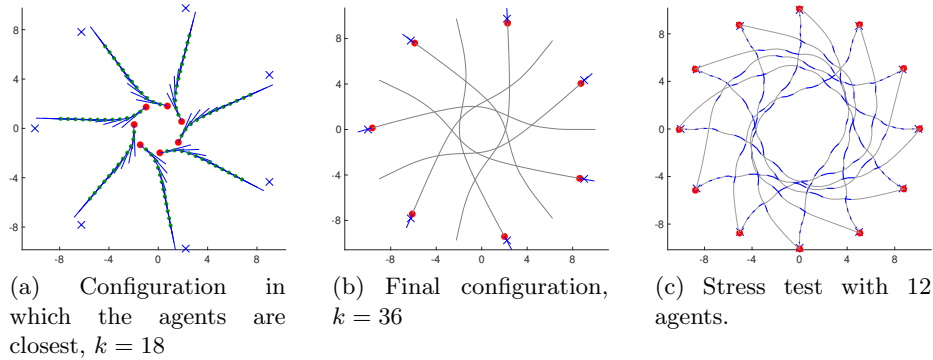


Fig. 3: (a,b) Simulation of robotic MAS with 7 robots. The advanced controller safely brings the robots to their target locations. (c) Stress test of robotic MAS with 12 robots. The agents safely reach their target locations. The trajectory segments where stored command sequences are used are shown in blue.

Target Locations Successfully Reached In this experiment, we start from the same initial configuration as in Figure 2(a). The outcome of this experiment, shown in Figures 3(a) and 3(b), is different from the one in Figure 2, even though both start from the same initial configuration. The reason is that the local optimizer for the MPC controllers used a different random seed for optimization, and in this case the optimizer successfully found a permanently safe command sequence at all steps. The closest any pair of agents get is at $k = 18$; see Figure 3(a), where the minimum pairwise distance is 1.702. This distance is greater than the safety threshold $d_{min} = 1.7$. A video of the simulation is available online.² This demonstrates the transparency of Black-Box Simplex, as the safe outputs of the advanced controller are always used.

Reverse Switching Scenario We stress-test the multi-robot system by initializing 12 agents on a circle of radius 10. The path of the agents is shown in Figure 3(c). During the entire simulation, there are 10 instances where the decision module rejects the proposed command sequence and instead uses the previously stored safe command sequence until the next safe command sequence is produced. All agents reach their target locations without colliding; the minimum separation between any pair of agents is 1.724. A video of the simulation is available online.³

Handling Uncertainty Up to this point, the MAS considered has no uncertainty in the states or dynamics. We next investigate the decision module's runtime overhead when uncertainty needs to be taken into account. For this, we

² <https://youtu.be/vrYlbZYEwsk>

³ <https://youtu.be/qmk31jS6B2Y>

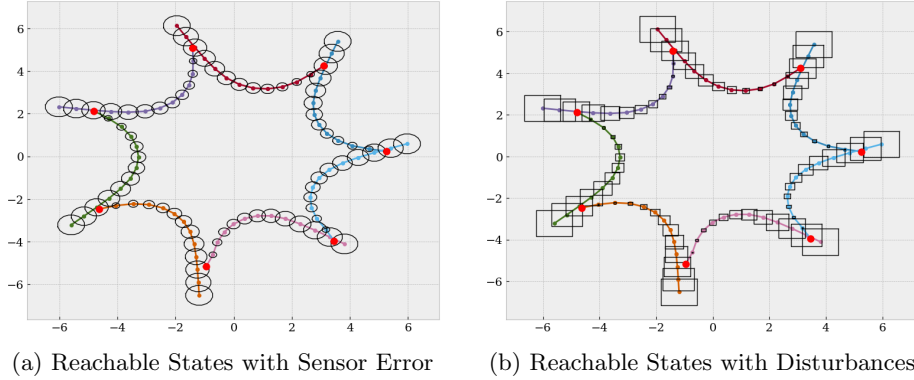


Fig. 4: Zonotope reachability computes future states with uncertainty.

consider two types of uncertainty: sensor uncertainty and dynamics uncertainty. The first case arises when the sensors used to determine the positions and velocities can have error. The second case could be used to account for modeling errors, through disturbances on the positions and velocities at each step.

We continue to use the same MPC strategy as before; thus, the controllers ignore the uncertainty when generating proposed command sequences. Only the logic used by the decision module to accept or reject command sequences needs to be adjusted to account for uncertainty. We examine the scenario shown before in Figure 2(b). To account for the uncertainty, we perform an online reachability computation, instead of a simulation. To do this, we use efficient methods for reachability for linear systems based on zonotopes [13], which we implement in Python. In this case, each agent has four state variables, two for position and two for velocity. The composed system with seven agents has 28 variables.

In the first case, shown in Figure 4(a), the current state is assumed to have uncertainty independently in both position and velocity with an L^2 norm of 0.1. We use a 16-sided polygon to bound this uncertainty. In the plot, the deterministic simulation is given, along with black polygons for each agent that show the states reachable at each step due to the sensor uncertainty. The uncertainty in the velocity causes the set to expand over time, since the open-loop command sequence produced by the controller does not attempt to compensate for the uncertainty. The zonotope representation of the composed system uses 112 *generator vectors* to represent the set of states at each time step, which affects the method's runtime.

In the second case, shown in Figure 4(b), the initial state has very little error, but the dynamics is changed to have disturbances at each step. For each agent's position and velocity, we allow an external disturbance value to be added in the range $[-0.02, 0.02]$. Since each agent has four independent disturbances, the zonotope representation of the composition will have 28 new generators added at each step. After 12 steps, the final zonotope will have a total of 364 generators.

To measure runtime, we used a standard laptop with a 2.70 GHz Intel Xeon E-2176M CPU, 32 GB RAM, running Ubuntu 20.04. The method is extremely fast. For the case of sensor uncertainty, computing the box bounds of the reachable set at all the steps takes about 1.5 milliseconds. With uncertainty, even though the number of generators grows over time, it is not large enough to significantly affect the runtime. The computation with disturbances requires about 2 milliseconds to complete. Although this computation would be repeated at each step, we believe such execution times are sufficiently fast for us in the decision module logic.

One issue that comes up with disturbances is that proving command sequences are permanently safe is more difficult. In both cases shown, since the position uncertainty grows over time, the agents could potentially collide if we go out far enough. There are two ways to overcome this. One is to adopt a different definition of a permanently safe command sequence, such as simply saying the agents are considered safe when we can guarantee some large separation distance. An alternative solution is to pair a closed-loop low-level controller with the plant, and use the output of model-predictive control to generate waypoints for this controller, rather than a sequence of open-loop accelerations.

3.2 Multi-Aircraft Collision Avoidance

Our second evaluation system involves guaranteeing collision avoidance for groups of aircraft. We use a six degrees of freedom F-16 simulation model [15], based on dynamics taken from an Aerospace Engineering textbook [36]. Each aircraft is modeled with 16 state variables, including positional states, positional velocities, rotational states, rotational velocities, an engine thrust lag term, and integrator states for the low-level controllers. These controllers actuate the system using the typical aircraft control surfaces—the ailerons, elevators, and rudder—as well as by setting the engine thrust. The system evolves continuously with piece-wise nonlinear differential equations, where the function that computes the derivative given the state is provided as Python code. In order to match the discrete-time plant model in Definition 1, we periodically select a control strategy with a frequency of once every two seconds. The model further includes high-level autopilot logic for waypoint following, which we reuse in the advanced controller.

For the collision-avoidance baseline controller, we build upon the ACASXu system designed for unmanned aircraft [19]. While the original system was designed using a partially observable Markov decision process (POMDP), the resultant controller was encoded in a large look-up table that used hundreds of gigabytes of storage [16]. To make the system more practical, a downsampling process followed by a lossy compression using neural networks was used [17,16]. We use these downsampled neural networks for collision avoidance.

The ACASXu system issues horizontal turn advisories based on the relative positions of two aircraft, an *ownship* and an *intruder*. The system is similar to Simplex, where the output can be either *clear-of-conflict*, where any command is allowed, or an override command that is one of *weak-left*, *weak-right*, *strong-left* or *strong-right*. We adapt this system to the multi-aircraft case by having

each aircraft run an instance of ACASXu against every other aircraft. At each decision point, the ownship will use the advisory from the closest intruder aircraft that commanded a turn, if any, only producing *clear-of-conflict* if all outputs are *clear-of-conflict*. To create command sequences, we advance the plant model and re-run ACASXu from the future state multiple times in a closed-loop fashion.

As with the multi-robot scenario, we examine cases where the initial aircraft state x_0 has all aircraft starting evenly-spaced, facing towards the center of a circle with a given initial diameter. Each aircraft has an initial velocity of 807 ft/sec and an initial altitude of 1000 ft, both of which are maintained throughout the maneuver by the controllers.

The advanced controller commands each aircraft to fly towards a waypoint past the opposite side of the circle. The safety property requires maintaining horizontal separation. The near mid-air collision cylinder (NMAC) defines the minimum acceptable separation to be 500 ft [22], although we will consider various safety distances in our evaluation. If only the advanced controller is used, all aircraft fly straight, so they collide in the center.

In addition to the advanced controller being unsafe, the baseline ACASXu controller should not be fully trusted for many reasons. The original POMDP formulation was not proven formally correct, not to mention the downsampling and lossy neural network compression. While some research has examined proving open-loop properties for the ACASXu neural networks [17,5], these do not imply *closed-loop* collision avoidance. Further, we use a multi-aircraft adaptation of the system, which could also lead to problems. Finally, the intended system response to the ACASXu outputs is that *weak-left* and *weak-right* should cause turning at 1.5 degrees per second, whereas *strong-left* and *strong-right* turn at 3.0 degrees per second [16]. However, turning an aircraft in the F-16 model—as well as in the real world—is not an instantaneous process, and requires first performing a roll maneuver before the heading angle begins to change. For these reasons, the baseline controller in this scenario is also an unverified component, and we will show scenarios where it misbehaves. Nonetheless, we will compose the incorrect advanced controller with the incorrect baseline controller to create a correct multi-aircraft collision avoidance system by using Black-Box Simplex.

For the initial permanently safe command sequence s_0 , we have each aircraft fly in clockwise circles forever, which avoids collisions. To check whether a generated command sequence is permanently safe, the decision module simulates the system and checks that (i) each aircraft’s state stays within the model limits (for example, no aircraft enters a stall), (ii) all aircraft obey the safety distance constraint at all times, and (iii) the execution ends in a state where the roll angle of each aircraft has been small (less than 15 degrees) and the distances between all pairs of aircraft has been increasing consecutively for several seconds. Presumably, if all aircraft continue to fly straight and level from such a configuration, their distance would continue to increase and no collisions would occur in the future.

We next elaborate on three scenarios: (i) a three aircraft case, which shows the safety of the system despite unsafe outputs, (ii) a four aircraft case which

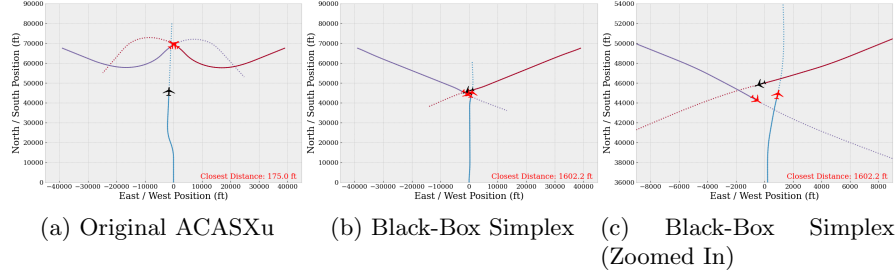


Fig. 5: Black-Box Simplex is safe. In the three aircraft case the multi-ACASXu system fails, whereas Black-Box Simplex maintains the 1500 ft collision distance.

shows the increased transparency of Black-Box Simplex, and (iii) a 15 aircraft case which shows safe navigation of a complex scenario. Appendix A also includes a seven aircraft case which shows the safety condition can be easily customized.

Three Aircraft Scenario The ACASXu collision avoidance system was designed with two aircraft in mind, an ownship and an intruder. We adapted it to the multi-aircraft case, but this mismatch between the system design assumptions and usage scenario can lead to problems. While the system does usually avoid collisions, it is not difficult to find cases where it fails, especially when there are more than two aircraft. With three aircraft, we could find cases where the collision distance property was violated.

In all the plots in this section, we show snapshots in time where the distance between aircraft is minimized for a particular scenario. The two red aircraft in each image are the closest pair, and their distance is printed in the bottom right of each figure. The solid line shows the historic path of each aircraft, and the dotted line is the future trajectory.

In Figure 5, we show a three-aircraft scenario, where the initial circle diameter is 90,000 ft. Using the original ACASXu system, where a *clear-of-conflict* output runs the waypoint-follower logic, is unsafe. Figure 5(a) shows this case, where the distance between the top two aircraft is 175 ft, violating the near mid-air collision safety distance. The other two subplots show the system using Black-Box Simplex with a safety distance of 1500ft, and the minimum separation is 1602 ft, which satisfies the constraint.

Four Aircraft Scenario Figure 6 shows a four aircraft scenario using an initial circle diameter of 70,000 ft. In this case, both designs have safe executions. Using the original ACASXu system leads to a minimum separation of 5342 ft, whereas the minimum separation with Black-Box Simplex is 1600 ft, much closer to the 1500 safety distance constraint used in the decision module. Although both systems are safe, from the plots it is clear that the Black-Box Simplex version

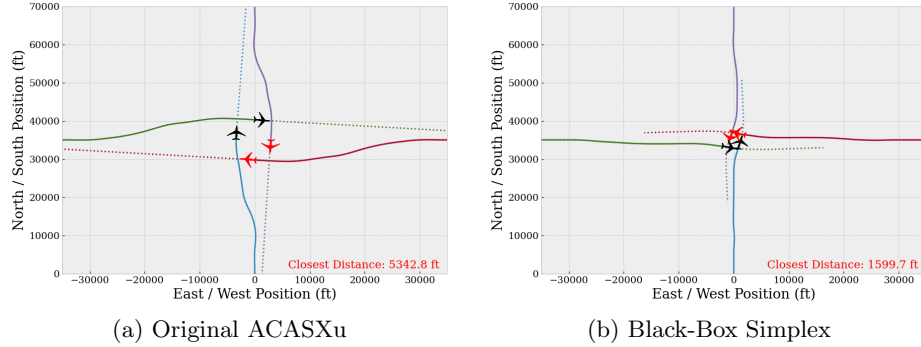


Fig. 6: Black-Box Simplex is more transparent. For the four aircraft case, ACASXu is significantly more intrusive than Black-Box Simplex, which overrides commands just enough to guarantee 1500 ft separation requirement.

is more transparent, in the sense that it produces smaller modifications to the direct-line trajectories commanded by the advanced controller.

Fifteen Aircraft Scenario Finally, we demonstrate the system’s ability to safely navigate complex scenarios. For this, we use a 15 aircraft scenario, with an initial circle diameter of 90,000 ft. With 15 aircraft, the composed system has 240 real-valued state variables, each of which evolves according to piece-wise nonlinear differential equations. Figure 7 shows the system’s behavior. While the original ACASXu system is unsafe, Black-Box Simplex has a minimum separation of 1500.5 ft, just above the 1500 ft safety constraint used in the decision module. Another surprising observation is that in some of the cases, such as this 15 aircraft case and in the seven aircraft case shown in Figure 8(b), the aircraft perform something similar to a roundabout maneuver. This is an emergent behavior and not something we explicitly hardcoded or anticipated. A video of this case is also available online.⁴

Discussion The acceptance condition for dm_{update} checked by the decision module consists of three parts described earlier: (i) the system state stays within model limits, (ii) the horizontal safety distance is maintained at all times, and (iii) the maneuver ends with straight-and-level flight, with all aircraft moving away from each other. However, there are many behaviors we would want to avoid that are *not* checked by this logic. For example, flying into the ground will not cause a command sequence to be rejected. The system could also command maximum afterburner, which would waste fuel unnecessarily, or actuate the system wildly in ways that would damage a real airframe or cause excessive

⁴ <https://streamable.com/upm0lc>

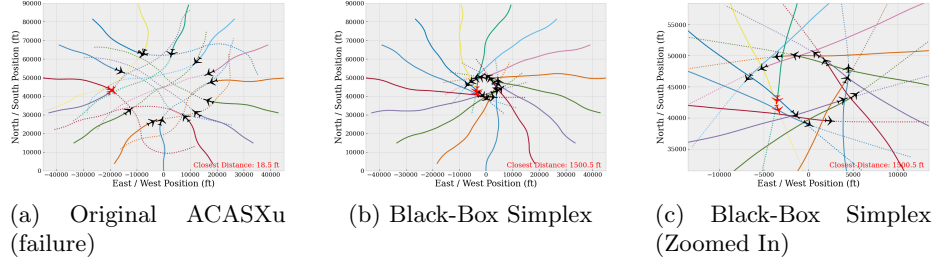


Fig. 7: Black-Box Simplex safely navigates complex scenarios. In the 15-aircraft case, all aircraft cross the circle while maintaining the 1500 ft separation distance.

wear. We could try avoid these cases by enumerating them and adding appropriate checks in the decision module. However, the possibilities for misbehavior are large, and such an approach is likely to miss undesirable cases. Note that this problem is not unique to Black-Box Simplex, but also exists with the original Simplex Architecture. Another way to address this issue is to push it aside—assume that although the controllers are unverified, they are not malicious and so the decision module can focus on checking the aspects of the controllers that are most critical and more likely to be incorrect.

A third—perhaps better—way to handle this issue is to reformulate the problem. We can modify the “Plant + Low-Level Controller” box in Black-Box Simplex to also include trusted low-level controllers for the following six actions: (1) fly towards the waypoint, (2) fly straight, (3) turn weak left, (4) turn weak right, (5) turn strong left, and (6) turn strong right. At each decision point, then, the advanced controller always chooses the first action, whereas the baseline controller’s ACASXu system produces an output corresponding to one of the latter five actions, for each aircraft. Creating a reliable controller individually for each of these six actions is much closer to a classical control problem; we could assume such controllers are provided that can maintain altitude and airspeed and do not fly into the ground or damage the aircraft in other ways. The problem solved by Black-Box Simplex is then about *high-level* control: how to safely compose these actions to reach the target waypoint while maintaining the safety constraint.

Another limitation of this case study is that it does not have disturbances, so the dynamics are deterministic. Handling disturbances with the same approach as in the previous case study, using online reachability computation, would be difficult for several reasons. First, closed-form differential equations—which are required by most reachability tools—are not provided for this system, as the derivative is computed by Python code. It would be hard to even extract differential equations from the code, as the simulator includes components like multiple look-up tables and conditional branches. Second, the simulation has nonlinear dynamics, for which reachability methods scale more poorly than with linear dynamics. Third, the number of variables can be large, for example 240

real-valued state variables in the 15-aircraft case. This complexity of system is beyond what is currently possible with nonlinear reachability tools [12], and even if it becomes possible, it is unlikely to run fast enough for use at runtime.

Instead, the more feasible approach would again be to rely on control theory to provide performance guarantees for the designed controllers. If each maneuver resulting from the six actions described earlier could be analyzed for maximum overshoot and steady-state error—typical metrics evaluated during control design—executions of the system could be computed and then bloated by the worst-case distance to obtain a lower bound on the minimum horizontal separation. Used like this, Black-Box Simplex builds upon the vast body of work from control theory to produce safe high-level behaviors from untrusted controllers.

In terms of the runtime of the decision module simulation logic, we have not yet optimized its computation time in our implementation. Importantly, since each aircraft’s dynamics are disjoint, there is significant room for speedup through parallelism, up to the number of aircraft in the system. The existing implementation simulates the dynamics using an adaptive-step explicit Runge-Kutta scheme of order 5(4) from Python’s `scipy` package. On our laptop platform with default accuracy parameters, this runs at about 55 times faster than real-time per aircraft. As future work, we could consider optimizing runtime by using different numerical integration strategies, depending on factors such as the distance to the safety violation.

4 Related Work

Reachability-based verification methods for black-box systems for waypoint following with uncertainty have been recently investigated in the ReachFlow framework [20]. Unlike Black-Box Simplex, ReachFlow requires closed-form differential equations for the plant model. Further, it is built upon the Flow* nonlinear reachability tool [9], which is unlikely to scale to large complex systems, such as the 240-variable fifteen aircraft scenario we considered.

A framework for safe trajectory planning using MILP for piecewise-linear vehicle models has been considered [32,33]. This method relies on the ability of a model-predictive controller to produce command sequences where the terminal state in the prediction horizon is constrained within a safe invariant set, thus providing a safe back-up command sequence for the next step in case the system fails to find a safe sequence. The system stores a path to the start state (return trajectory), which may be used to get out of loops. The scope of this work is limited to MPC and it is not clear how to extend it to other applications. Moreover, the conditions for switching back and forth between the stored return trajectory and the MPC are not formalized.

In the recently-proposed Contingency Model Predictive Control framework [1], an MPC controller maintains a contingency plan in addition to the nominal or desired plan to ensure safety during an identified potential emergency. Like Black-Box Simplex, the initial command is common in both plans. The MPC is robust to stochastic disturbances by anticipating and planning in advance for

the worst-case events. Due to the coupling of the nominal and contingency plans, the deployed command is continuously impacted by the possibility of the contingency, however unlikely it may be. In contrast, in Black-Box Simplex, besides the advanced controller sharing its command with the baseline controller, both controllers work independently. Also, the theory here generalizes beyond MPC.

Designing safe switching logic for a given baseline controller is related to the concept of computing viability kernels [30] (closed controlled invariant subsets) in control theory. Like computing reachability, this requires symbolic differential equations, and requires high-dimensional set operations which can be inefficient in high-dimensional spaces, although there is some progress on this [18,21].

Simplex designs have also been considered that use a combination of offline analysis with online reachability [4]. Again though, reachability computation is currently intractable for large nonlinear systems, and requires symbolic differential equations. Other work has used Simplex to provide safety guarantees for neural network controllers with online retraining [26]. In these approaches, however, the baseline controller must be verified ahead of time.

Online simulation-based methods have also been investigated to secure power grids from insider attacks [23]. As with this work, fast online simulation is critical, although the goal there is system security not safe high-level control design.

The design of the MPC controllers for our MAS case study is the similar to control barrier certificate methods [8,14]. There, a runtime assurance system was used to provide minimally perturbed advanced controller commands, computed using a constrained-optimization problem. However, the optimization problem might become infeasible or global nonlinear optimization could perform poorly at one of the steps at runtime, causing this method to fail. With Black-Box Simplex, failure of the baseline controller does not compromise safety.

Formal verification methods have also investigated multi-aircraft roundabout maneuvers [29] using differential dynamic logic proof systems [28]. Like that work, we also verify *flyable* maneuvers in our case study, although we use a simulation model. Although this has numerical simulation error, the system is difficult to analyze otherwise as the behavior is defined with source code, not differential equations.

The ModelPlex framework [24] generates runtime safety monitors to validate if the assumptions from offline model verification hold during execution. ModelPlex monitors check if the observed system execution fits the verified model and if it does not fit, it initiates the fail-safe actions necessary to avoid safety risks. The goal of ModelPlex is assuring model validation, which is different from this work, and its successful application still requires a verified baseline controller.

5 Conclusions

We have presented the Black-Box Simplex Architecture, a methodology for constructing safe CPS from unverified black-box high-level controllers. The main tradeoff present in Black-Box Simplex is that the decision module has increased

complexity, and for the system to perform smoothly, it must be able to quickly verify command sequences.

This itself is not an easy problem. For example, in the case of using Black-Box Simplex with end-to-end machine learning, in addition to runtime verification of command sequences, the decision module would also need to run its own perception logic to make sense of the environment, further increasing the computational burden. With the proposed approach, however, we have reduced the difficult problem of proving high-level safety to a simpler problem of *performance optimization* of the decision module logic. Black-Box Simplex provides a feasible path for the verification of systems that are otherwise unverifiable in practice.

References

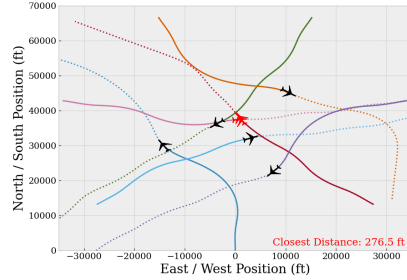
1. Alsterda, J.P., Brown, M., Gerdes, J.C.: Contingency model predictive control for automated vehicles. In: 2019 American Control Conference (ACC). pp. 717–722 (2019). <https://doi.org/10.23919/ACC.2019.8815260>
2. Althoff, M., Dolan, J.M.: Online verification of automated road vehicles using reachability analysis. *IEEE Transactions on Robotics* **30**(4) (2014)
3. Bak, S., Chivukula, D.K., Adekunle, O., Sun, M., Caccamo, M., Sha, L.: The system-level simplex architecture for improved real-time embedded system safety. In: 2009 15th IEEE Real-Time and Embedded Technology and Applications Symposium. pp. 99–107. IEEE (2009)
4. Bak, S., Johnson, T.T., Caccamo, M., Sha, L.: Real-time reachability for verified simplex design. In: 35th IEEE Real-Time Systems Symposium (RTSS 2014). IEEE Computer Society, Rome, Italy (Dec 2014)
5. Bak, S., Tran, H.D., Hobbs, K., Johnson, T.T.: Improved geometric path enumeration for verifying relu neural networks. In: Proceedings of the 32nd International Conference on Computer Aided Verification (2020)
6. Bechtel, M.G., McEllhiney, E., Kim, M., Yun, H.: Deeppicar: A low-cost deep neural network-based autonomous car. In: 2018 IEEE 24th International Conference on Embedded and Real-Time Computing Systems and Applications (RTCSA). pp. 11–21. IEEE (2018)
7. Bojarski, M., Del Testa, D., Dworakowski, D., Firner, B., Flepp, B., Goyal, P., Jackel, L.D., Monfort, M., Muller, U., Zhang, J., et al.: End to end learning for self-driving cars. *arXiv preprint arXiv:1604.07316* (2016)
8. Borrmann, U., Wang, L., Ames, A.D., Egerstedt, M.: Control barrier certificates for safe swarm behavior. In: Egerstedt, M., Wardi, Y. (eds.) ADHS. IFAC-PapersOnLine, vol. 48, pp. 68–73. Elsevier (2015)
9. Chen, X., Ábrahám, E., Sankaranarayanan, S.: Flow*: An analyzer for non-linear hybrid systems. In: International Conference on Computer Aided Verification. pp. 258–263. Springer (2013)
10. Clark, M., Koutsoukos, X., Porter, J., Kumar, R., Pappas, G., Sokolsky, O., Lee, I., Pike, L.: A study on run time assurance for complex cyber physical systems. Tech. rep., Air Force Research Laboratory, Aerospace Systems Directorate (2013)
11. Desai, A., Ghosh, S., Seshia, S.A., Shankar, N., Tiwari, A.: SOTER: A runtime assurance framework for programming safe robotics systems. In: 49th Annual IEEE/IFIP International Conference on Dependable Systems and Networks, DSN 2019, Portland, OR, USA, June 24–27, 2019. IEEE (2019)

12. Geretti, L., Sandretto, J.A.D., Althoff, M., Benet, L., Chapoutot, A., Chen, X., Collins, P., Forets, M., Freire, D., Immler, F., et al.: Arch-comp20 category report: Continuous and hybrid systems with nonlinear dynamics. *EPiC Series in Computing* **74**, 49–75 (2020)
13. Girard, A.: Reachability of uncertain linear systems using zonotopes. In: *International Workshop on Hybrid Systems: Computation and Control*. Springer (2005)
14. Gurriet, T., Mote, M., Ames, A.D., Feron, E.: An online approach to active set invariance. In: *Conference on Decision and Control*. IEEE (2018)
15. Heidlauf, P., Collins, A., Bolender, M., Bak, S.: Verification challenges in f-16 ground collision avoidance and other automated maneuvers. In: *5th International Workshop on Applied Verification of Continuous and Hybrid Systems*. *EPiC Series in Computing, EasyChair* (2018)
16. Julian, K.D., Kochenderfer, M.J., Owen, M.P.: Deep neural network compression for aircraft collision avoidance systems. *Journal of Guidance, Control, and Dynamics* **42**(3), 598–608 (2019)
17. Katz, G., Barrett, C., Dill, D.L., Julian, K., Kochenderfer, M.J.: Reluplex: An efficient SMT solver for verifying deep neural networks. In: *International Conference on Computer Aided Verification*. pp. 97–117. Springer (2017)
18. Kaynama, S., Maidens, J., Oishi, M., Mitchell, I.M., Dumont, G.A.: Computing the viability kernel using maximal reachable sets. In: *Proceedings of the 15th ACM international conference on Hybrid Systems: Computation and Control*. pp. 55–64 (2012)
19. Kochenderfer, M.J., Chryssanthacopoulos, J.: Robust airborne collision avoidance through dynamic programming. Massachusetts Institute of Technology, Lincoln Laboratory, Project Report ATC-371 **130** (2011)
20. Lin, Q., Chen, X., Khurana, A., Dolan, J.: Reachflow: An online safety assurance framework for waypoint-following of self-driving cars. In: *2020 IEEE/RSJ International Conference on Intelligent Robots and Systems (IROS)* (2020)
21. Maidens, J.N., Kaynama, S., Mitchell, I.M., Oishi, M.M., Dumont, G.A.: Lagrangian methods for approximating the viability kernel in high-dimensional systems. *Automatica* **49**(7), 2017–2029 (2013)
22. Marston, M., Baca, G.: Acas-xu initial self-separation flight tests. Tech. rep., NASA (2015)
23. Mashima, D., Chen, B., Zhou, T., Rajendran, R., Sikdar, B.: Securing substations through command authentication using on-the-fly simulation of power system dynamics. In: *IEEE International Conference on Communications, Control, and Computing Technologies for Smart Grids* (2018)
24. Mitsch, S., Platzer, A.: Modelplex: Verified runtime validation of verified cyber-physical system models. *Formal Methods in System Design* **49**(1), 33–74 (2016)
25. Phan, D., Grosu, R., Jansen, N., Paoletti, N., Smolka, S.A., Stoller, S.D.: Neural simplex architecture. In: *NASA Formal Methods Symposium (NFM 2020)* (2020)
26. Phan, D., Grosu, R., Jansen, N., Paoletti, N., Smolka, S.A., Stoller, S.D.: Neural simplex architecture. In: *NASA Formal Methods Symposium (NFM 2020)*. pp. 97–114. Springer (2020)
27. Phan, D., Yang, J., Grosu, R., Smolka, S.A., Stoller, S.D.: Collision avoidance for mobile robots with limited sensing and limited information about moving obstacles. *Formal Methods in System Design* **51**(1), 62–86 (2017)
28. Platzer, A.: Differential dynamic logic for hybrid systems. *Journal of Automated Reasoning* **41**(2), 143–189 (2008)

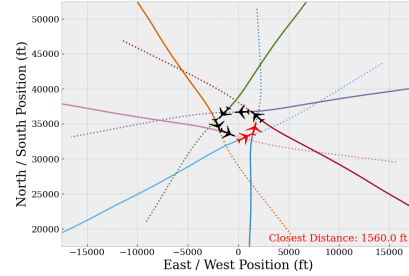
29. Platzer, A., Clarke, E.M.: Formal verification of curved flight collision avoidance maneuvers: A case study. In: International Symposium on Formal Methods. pp. 547–562. Springer (2009)
30. Saint-Pierre, P.: Approximation of the viability kernel. *Applied Mathematics and Optimization* **29**(2), 187–209 (1994)
31. Schierman, J., DeVore, M.D., Richards, N., Gandhi, N., Cooper, J., Horneman, K.R., Stoller, S., Smolka, S.: Runtime assurance framework development for highly adaptive flight control systems (2015)
32. Schouwenaars, T., Valenti, M., Feron, E., How, J.: Implementation and flight test results of milp-based uav guidance. 2005 IEEE Aerospace Conference pp. 1–13 (2005)
33. Schouwenaars, T.: Safe trajectory planning of autonomous vehicles. Ph.D. thesis, Massachusetts Institute of Technology (2006)
34. Seto, D., Krogh, B., Sha, L., Chutinan, A.: The simplex architecture for safe online control system upgrades. In: Proceedings of the 1998 American Control Conference. ACC (IEEE Cat. No. 98CH36207). vol. 6. IEEE (1998)
35. Sha, L.: Using simplicity to control complexity. *IEEE Software* **18**(4), 20–28 (2001). <https://doi.org/10.1109/MS.2001.936213>
36. Stevens, B.L., Lewis, F.L., Johnson, E.N.: Aircraft control and simulation. John Wiley & Sons (2015)

A Seven Aircraft Case - Safety Condition Customization

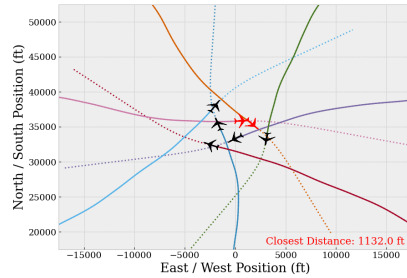
We investigated a seven aircraft scenario with an initial circle diameter of 70,000 ft. Here, the original ACASXu system violates the horizontal separation constraint, and the minimum separation distance is 277 ft. We run Black-Box Simplex on this system using three different safety distances, 1500 ft, 1000 ft, and 500 ft. All avoid collisions, and as the safety distance is decreased, the observed minimum distance also decreases. This shows that Black-Box Simplex can be easily customized to a change in the safety requirement. Doing this for the original ACASXu system would require significant effort in recomputing the POMDPs and retraining the neural networks to perform a compression of the action tables. Plots of the seven aircraft trajectories are provided in Figure 8 and video of the 1000 ft case is available online⁵.



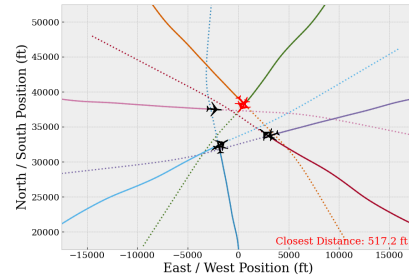
(a) Original ACASXu (failure)



(b) Black-Box Simplex with Safety Distance 1500 ft



(c) Black-Box Simplex with Safety Distance 1000 ft



(d) Black-Box Simplex with Safety Distance 500 ft

Fig. 8: Black-Box Simplex is easily customizable. In the seven aircraft case, adjusting the safety distance in the decision module results in different system behaviors. In each case, the advanced controller command is overridden only enough to guarantee the corresponding safety constraint.

⁵ <https://streamable.com/kwo2te>