

# Themisto: Towards Automated Documentation Generation in Computational Notebooks

APRIL YI WANG\*, University of Michigan, USA

DAKUO WANG\*, IBM Research, USA

JAIMIE DROZDAL, Rensselaer Polytechnic Institute, USA

MICHAEL MULLER, IBM Research, USA

SOYA PARK, MIT CSAIL, USA

JUSTIN D. WEISZ, IBM Research, USA

XUYE LIU, Rensselaer Polytechnic Institute, USA

LINGFEI WU, IBM Research, USA

CASEY DUGAN, IBM Research, USA

Computational notebooks allow data scientists to express their ideas through a combination of code and documentation. However, data scientists often pay attention only to the code, and neglect creating or updating their documentation during quick iterations, which leads to challenges in sharing their notebooks with others and future selves. Inspired by human documentation practices from analyzing 80 highly-voted Kaggle notebooks, we design and implement Themisto, an automated documentation generation system to explore the Human-AI Collaboration opportunity in the code documentation scenario. Themisto facilitates the creation of different types of documentations via three approaches: a deep-learning-based approach to generate documentation for source code (fully automated), a query-based approach to retrieve the online API documentation for source code (fully automated), and a user prompt approach to motivate users to write more documentation (semi-automated). We evaluated Themisto in a within-subjects experiment with 24 data science practitioners, and found that automated documentation generation techniques reduced the time for writing documentation, reminded participants to document code they would have ignored, and improved participants' satisfaction with their computational notebook.

CCS Concepts: • **Human-centered computing** → **Interactive systems and tools**; **Empirical studies in HCI**; • **Computing methodologies** → *Natural language generation*; • **Software and its engineering** → *Documentation*.

Additional Key Words and Phrases: code summarization, computational notebooks, code documentation

---

\*Both authors contributed equally to this research.

---

Authors' addresses: April Yi Wang, aprilww@umich.edu, University of Michigan, USA; Dakuo Wang, dakuo.wang@ibm.com, IBM Research, USA; Jaimie Drozdal, drozjd3@rpi.edu, Rensselaer Polytechnic Institute, USA; Michael Muller, michael\_muller@us.ibm.com, IBM Research, USA; Soya Park, soya@mit.edu, MIT CSAIL, USA; Justin D. Weisz, jweisz@us.ibm.com, IBM Research, USA; Xuye Liu, liux27@rpi.edu, Rensselaer Polytechnic Institute, USA; Lingfei Wu, wuli@us.ibm.com, IBM Research, USA; Casey Dugan, cadugan@us.ibm.com, IBM Research, USA.

---

Permission to make digital or hard copies of all or part of this work for personal or classroom use is granted without fee provided that copies are not made or distributed for profit or commercial advantage and that copies bear this notice and the full citation on the first page. Copyrights for components of this work owned by others than ACM must be honored. Abstracting with credit is permitted. To copy otherwise, or republish, to post on servers or to redistribute to lists, requires prior specific permission and/or a fee. Request permissions from [permissions@acm.org](mailto:permissions@acm.org).

© 2021 Association for Computing Machinery.

Manuscript submitted to ACM

Manuscript submitted to ACM

1

**ACM Reference Format:**

April Yi Wang, Dakuo Wang, Jaimie Drozdal, Michael Muller, Soya Park, Justin D. Weisz, Xuye Liu, Lingfei Wu, and Casey Dugan. 2021. Themisto: Towards Automated Documentation Generation in Computational Notebooks. 1, 1 (October 2021), 29 pages. <https://doi.org/10.1145/nnnnnnnn.nnnnnnnn>

**1 INTRODUCTION**

Documenting the story behind code and results is critical for data scientists to work effectively with others, as well as their future selves [25]. The story, code, and computational results together construct a computational narrative. Unfortunately, data scientists often write messy and drafty analysis code in computational notebooks as they quickly test hypotheses and experiment with alternatives. It is a tedious process for data scientists to then manually document and refactor the raw notebook into a more readable computational narrative, and many people neglect to do so [49].

Many efforts have sought to address the tension between *exploration* and *explanation* in computational notebooks. For example, researchers have explored the use of code gathering techniques to help data scientists organize cluttered and inconsistent notebooks [14], as well as algorithmic and visualization approaches to help data scientists forage past analysis choices [24]. But these efforts focus on the cleaning and organizing of existing notebook content, instead of supporting the creation of new content. Another work developed a chat feature that enables data scientists to have simultaneous discussions while coding in a notebook [57], and linked their chat messages as documentations to relevant notebook elements. However, these chat messages are too fragmented and colloquial to be used for documentation; besides, in real practice it is not common that multiple data scientists work on the same copy of a notebook and actively message each other.

We began our project by asking, “What makes a well-documented notebook?” To address this question, we first conducted an in-depth analysis of the human documentation practices of notebooks. Publicly available notebooks are often not well documented [49], thus we look up to the publicly-shared and highly-voted notebooks on the Kaggle competition website and use 80 of them as an approximation. Based on our analysis, these 80 notebooks are indeed much better documented in comparison to the corpus in previous literature [49]. Thus, in this paper, we refer to them as “well-documented” notebooks.

Through an iterative indepth coding process, we also abstracted a taxonomy for the content of documentations with nine categories (e.g., Reason, Process, Result), which reflects the thought processes and decisions made by the notebook owner. These findings together with the insights from related work motivate us to consider AI automation as a potential solution to support the human process of crafting documentation. We re-imagine that the documentation task can be conducted in a Human-AI Collaboration fashion, and are interested in how this joint effort compares to the solo effort of a human alone.

We propose Themisto, an automated documentation generation system that integrates into the Jupyter Notebook environment. To support the diverse types of documentation content, Themisto incorporate three distinct approaches: a deep-learning-based approach to automatically generate new documentation for source code (fully automated); a query-based approach to retrieve existing documentation from online Application Programming Interface (API) websites for third party packages and libraries (fully automated); and a prompt-based approach to give users a start of the sentence and encourage them to complete the sentence that serves as documentation (semi automated).

We evaluated Themisto in a within-subjects experiment with 24 data science practitioners. We found that Themisto reduced the time for data scientists to create documentation, reminded them to document code they would have ignored,

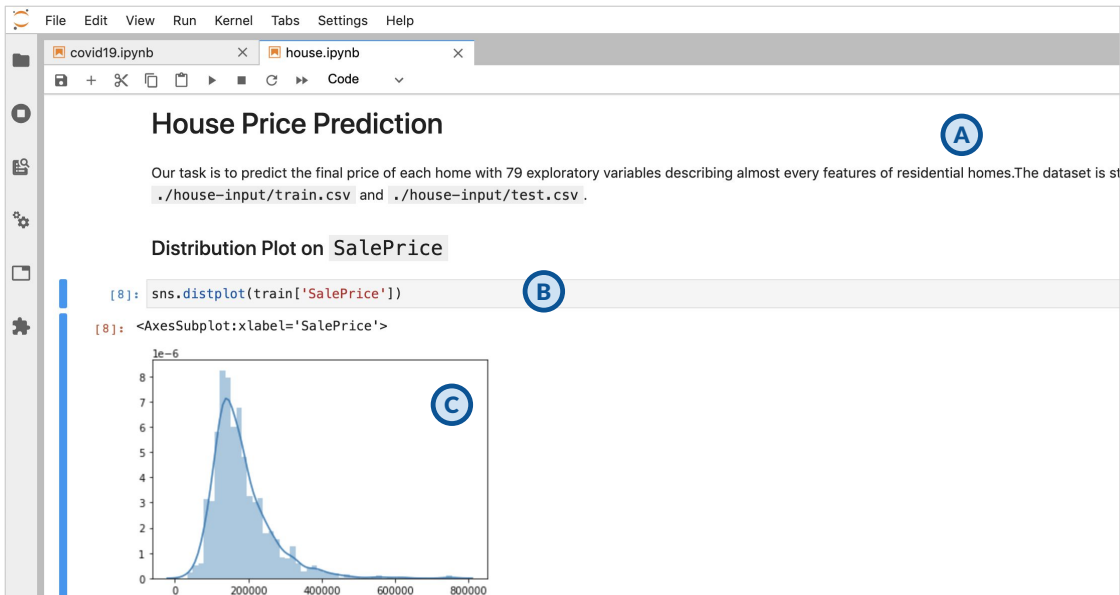


Fig. 1. Computational notebooks allow data scientists to create (A) markdown cells and (B) code cells, and view (C) code output in the same environment. Together, the variety of media including text explanations, graphs, forms, interactive visualizations, code segments and their outputs — weaves into computational narratives.

and improved their satisfaction with their computational notebooks. Meanwhile, the quality of the documentation produced with Themisto are about the same as what data scientists produced on their own.

Our paper provides a three-fold contribution to the HCI and data science practitioner communities:

- providing an empirical understanding of best practices of how human documenting a notebook through an analysis of highly-rated Kaggle notebooks,
- demonstrating the design of an AI system that can collaborate with human data scientists to create high-quality computational narratives,
- reporting empirical evidence that Themisto can collaborate with data scientists to generate high quality and highly-satisfied computational notebooks in much less time.

## 2 RELATED WORK

Our work builds on top of both Human-Computer Interaction (HCI) and Machine Learning (ML) fields. Thus, our literature review briefly summarizes the work of both, with a focus on the following three topics: computational notebook management, code documentation supporting systems, and neural-network-based code summarization.

### 2.1 Computational Notebooks as Computational Narrative

Computational notebooks allow data scientists to weave together a variety of media, including text explanations, graphs, forms, interactive visualizations, code segments, and their outputs, into computational narratives (as shown in Figure 1). These computational narratives enable literate programming [27] and allow data scientists to effectively create,

communicate, and collaborate on their analysis work. The data scientist community has widely adopted notebook systems (e.g., Jupyter Notebook [22] and Jupyter Lab [21]) as their main working environment [43].

However, it is not easy for data scientists to create a computational narrative while they are coding for rapid exploration. Data scientists often need to explore diverse sets of hypotheses and theories [31, 45]. Active exploration of alternatives increases the workload for data scientists to track the history of their experimentation [26]. Thus, documenting for those alternatives will pose more workload to data scientists, sometimes interference with their cognitive process of coding, and is hardly rewarding because many those alternatives will be discarded in later versions.

Because creating and maintaining a clean computational narrative is often an expensive and tedious process, many computational notebooks shared within open communities are not appropriately documented. For example, Rule et al. examined 1 million open-source computational notebooks from Github and found that one in four lacked any sort of written documentation [49]. In addition, they analyzed a sample of 221 academic computational notebooks, which they considered are higher quality notebooks, and found that academic computational notebooks contained text cells for introduction, describing analytical steps, explaining the reasoning, and discussing results.

Poor documentation hinders the readability and reusability of the notebooks that are shared with other collaborators or even with one’s future self [6]. Recently, various groups of researchers have developed a wide range of tools to help data scientists to manage their “messy” computational notebooks. Notably, Kery et al. designed Verdant [24], a lightweight local versioning plugin for Jupyter Lab, that uses algorithmic and visualization techniques for data science workers to better forage their past analysis choices; Head et al. used code gathering tools to help data scientists trace back to the computational code from an end result [14]; Wenskovitch et al. designed an interactive tool that produced a visual summary of the structure of a computational notebook [62]; Wang et al. proposed capturing the contextual connections between notebook content and discussion messages to help data science teams reflect on their decision making process [57]; Lau et al. summarized the design space of computational notebooks which covered aspects like versioning, collaboration, order, and liveness [29].

However, despite the wide variety of approaches to helping data scientists manage their notebooks, none of these tools directly aids data scientists in creating new, rich, descriptive contents to document their computational notebooks, and to improve the quality of the computational narrative. This research gap motivates us to design and build a system to support data scientists to better document their code and to produce higher qualitative computational narratives.

But what makes up a good computational narrative? Despite the portrait of not-so-good notebooks on Github [49], we need further understanding and role models for well-documented computational narratives. Thus, we decided to first conduct an in-depth analysis of some highly-voted notebooks on Kaggle competition<sup>1</sup>. Kaggle competition provides a platform where organizations post datasets as challenges, and many data scientists submit their notebooks as solutions to a challenge. If a solution has the highest accuracy, it wins the competition. But those winning solutions are often not the most voted ones, as community members voted on readability and completeness of the computational narrative.

## 2.2 Code Documentation in Software Engineering

Documentation plays an important role in software programming. Programmers write comments in their source code to make the code easier for both themselves and others to understand [39]. Writing clear and comprehensive documentation is critical to software development and maintenance [7, 23, 35, 47, 54]. However, writing documentation

<sup>1</sup><https://www.kaggle.com/>

itself is a time-consuming task. And that is why documentation practices in open source communities are widely perceived to be of low quality, due in part to low levels of intrinsic enjoyment for doing documentation work [13].

To save time in creating documentation, template-based approaches are often used to help developers annotate their source code. For example, tools like JavaDoc<sup>2</sup> and JSDoc<sup>3</sup> allow programmers to annotate their code with tags (e.g., @param, @return) and then automatically generate documentation using these tags. This approach helps programmers create documentation for others and works especially well for documenting APIs, where method signatures and variable types are important pieces of information and can easily be documented from tags. Although, such methods may not work in the rapid, experimental nature of data science work, because data scientists may be particularly reluctant to create and maintain high-quality documentation of their work. Furthermore, these methods can not capture other aspects of documentation important in data science, such as how a data set was constructed, the intent behind an analysis, or a description of why an experiment was successful or not.

Recently, some researchers have put forth proposals for better documenting the specific artifacts involved in a data science workflow, i.e., the data set and the machine learning model [3, 12, 15, 37]. Notably, Gebru et al. [12] and Holland et al. [15] proposed both qualitative and quantitative guidelines for documenting a dataset, so that the dataset creators and maintainers can follow these guidelines to document useful information for the data. Similarly, Mitchell et al. [37] and Arnold et al. [3] explored using formulas to document the machine learning model artifacts, and sharing such formulas with others. These approaches are inline with what is called *provenance*, which refers to tracking what has been done with code and data over time – typically to aid reproducibility of results – using applications such as noWorkflow and YesWorkflow [44], ReproduceMeGit [52], and Provbook [51]. However, this approach focus more on the the dataset and the model artifact in the final product of a data science project, and supporting data scientists to create a “factsheet” for these artifacts for the non-technical consumers. Instead, we want to support data scientists to better create the documentation during the process of creating models and data science products, and such documentation, together with the code as a computational narrative, is primarily for other technical users to understand and to reuse.

In addition to the various ways of generating new documentation for code, there is another research line that focuses on improving the usability of documentation, as novice programmers may find it difficult to read and use API documentation [16]. Oney et al. proposed linking interactive documentation and example code in an editor to help novice programmers better understand the external documentation and write code [38]. We believe this approach of linking code with external documentation is a promising way to help data scientists to create more usable documentations, and we will also implement this retrieval-based approach in our system.

### 2.3 GNN-Based Automatic Code Summarization System

Automatic code summarization is a rapidly-expanding research topic in the Natural Language Processing (NLP) and ML communities [2, 9, 18, 19, 30]. The automatic code summarization task can be considered as a translation task, which takes a code snippet as the input sequence, and “translating” it into a natural language description of the code as an output sequence.

Early work primarily used predefined templates and heuristics to produce code summaries (e.g., [9, 56]). Recent studies have taken the advantage of modern deep neural network architectures to generate the summary for the code (e.g. [2, 18, 20]). Motivated by the language translation task (e.g., English to French), most of these learning-based

<sup>2</sup>JavaDoc: <https://docs.oracle.com/javase/8/docs/technotes/tools/windows/javadoc.html>

<sup>3</sup>JSDoc: <https://devdocs.io/jsdoc/>

approaches are based on the Neural Machine Translation (NMT) model architecture [34]. This architecture breaks code into a sequence of input tokens and produce the summarization text as a sequence of output tokens.

However, this sequence-to-sequence approach does not work well in practice because source code is not just a stream of tokens. There is additional semantic information that is lost when processing source code in this way. LeClair et al. proposed improving code summarization through the use of Graph Neural Networks (GNNs) [30]. The GNN model can take in both the code sequence and its Abstract Syntax Tree (AST) structure (refer to Fig 5 for an example) as input to generate summary sentences as output. Their approach achieved better accuracy than the baseline algorithms.

Our work explores neural-network-based automatic code summarization techniques to support document writing in computational notebooks. To our knowledge, there has been little discussion in the HCI community on leveraging automatic code summarization techniques to improve documentation. Furthermore, we suspect that the automation approach alone may not work well in the documentation creation task, as data science is a highly interdisciplinary field that requires various human expertises to explain and interpret. Inspired by prior studies that implement Artificial Intelligence (AI) systems to work together with human [32, 59], we believe the system will work better if it has both the automated documentaiton capability and the capability that allows users to directly manipulate the documentation. However, what types of documentation may be better suited for AI to do, and what works should the system leave to human data scientists? This is a design question that requires further exploration of the best practices for creating notebooks. Thus, we start this project with a formative study to fill this research gap.

### 3 FORMATIVE STUDY

In order to build a useful system that can support data scientists to create documentations and to improve their computational narrative’s quality, we first need to explore and understand the characteristics of good documentations in high-quality notebooks. **What does a well-documented computational narrative look like?** We identify “well-documented” computational narratives with ratings from a broader data scientist community (Kaggle), and analyze their characteristics specifically around the documentation. We consider the community voting number is a good indicator to reflect a computational notebook’s quality for our research goal. Based on this premise, we then conduct a formative study to analyze the characteristics of a set of most voted computational narratives, and explore how the data scientists create documentations for these notebooks.

#### 3.1 Data Collection

We collected notebooks from two popular Kaggle competitions — House Price Prediction<sup>4</sup> and Titanic Survival Prediction<sup>5</sup>. We chose these two competitions because they are the most popular competitions (5280 notebooks submitted for House Price and 6300 notebooks submitted for Titanic Survival) and because many data science courses use these two competitions as a tutorial for beginners [4, 10].

We collected the top 1% of the submitted notebooks from each competition based on their voting numbers, which resulted in 53 for House Price and 63 for Titanic Survival. We then filtered out the notebooks that were not written in English and the ones that are not relevant to the particular challenge (e.g., a computational notebook as a tutorial on how to save memories can win lots of votes, but it is not a solution to the challenge), which returned 80 valid notebooks for analysis (39 for House Price and 41 for Titanic Survival).

<sup>4</sup><https://www.kaggle.com/c/house-prices-advanced-regression-techniques>

<sup>5</sup><https://www.kaggle.com/c/titanic/>



Fig. 2. We replicated the notebook-level descriptive analysis by Rule et al. [49] to the 80 well-documented notebooks on Kaggle. The left side represents the descriptive visualization of the 80 well-documented computational notebooks from Kaggle (noted as Sample A) and the right side represents the descriptive visualization of the 1 million computational notebooks on Github (noted as Sample B). The highly-voted notebooks on Kaggle are better documented compared to the Github notebooks.

### 3.2 Data Analysis

Five members of the research team conducted an iterative open coding practice to analyze the collected notebooks. Differing from [49], where their qualitative coding stopped at the notebook level, our analysis goes deep to the cell granularity: we code each cell’s purposes and types of content; and which step (stages) in the data science lifecycle that the cell belongs (e.g., data cleaning or modeling training [58, 65]). Our analysis covered 4427 code cells and 3606 markdown cells within the 80 notebooks. Each notebook took around 1 hour to code as we coded the notebook at the cell level.

Each coder independently analyzed the same six notebooks to develop a codebook. After discussing and refining the codebook, they again went back to recode the six notebooks and achieved pair-wise inter-rater reliability ranged 0.78-0.95 (Cohen’s  $\kappa$ ). After this step, the five coders divided and coded the remaining notebooks.

### 3.3 Results

We found that these 80 well-documented computational notebooks all contain rich documentation. In total, we identified **nine categories for the content** of the markdown cells. In addition, we found the markdown cells covered **four stages and 13 tasks** of the data science workflow [58]. Note that a markdown cell may belong to multiple categories.

**3.3.1 Descriptive statistics of the notebook.** We found that on average, each notebook contains 55.3 code cells and 45.1 markdown cells. We replicated the notebook descriptive analysis that Rule et al. used to analyze 1 million computational notebooks on Github [49]. As shown in Figure 2, the left side represents the descriptive visualization of the 80 well-documented computational notebooks from Kaggle (noted as Sample A) and the right side represents the descriptive visualization of the 1 million computational notebooks on Github (noted as Sample B). We found that the Sample A

Table 1. We identified 9 categories based on the purpose of markdown cells. Note that a markdown cell may belong to multiple categories of contents or none of the categories.

Category	N	Description	Example
Process	2115 (58.65%)	The markdown cell describes what the following code cell is doing. This always appears before the relevant code cell.	Transforming Feature X to a new binary variable
Headline	1167 (32.36%)	The markdown cell contains a headline in markdown syntax. The cell is used for navigation purposes or marking the structure of the notebook. It may be relevant to a nearby code cell.	# Blending Models
Result	692 (19.19%)	The markdown cell explains the output. This type always appears after the relevant code cell.	It turns out there is a long tail of outlying properties...
Education	414 (11.48%)	The markdown cell provides a rich content as an educational tutorial, but may not be relevant to a specific code cell.	Multicollinearity increases the standard errors of the coefficients.
Reason	227 (6.30%)	The markdown cell explains the reasons why certain functions are used or why a task is performed. This may appear before or after the relevant code cell.	We do this manually, because ML models won't be able to reliably tell the differences.
Todo	202 (5.60%)	The markdown cell describes a list of actions for future implementations. This normally is not relevant to a specific code cell.	1. Apply models 2. Get cross validation scores 3. Calculate the mean
Reference	200 (5.55%)	The markdown cell contains an external reference. This is also relevant to the adjacent code cell.	Gradient Boosting Regression Refer [here](https://...)
Meta-Information	141 (3.91%)	The markdown cell contains meta-information such as project overview, author's information, and a link to the data sources. This often is not relevant to a specific code.	The purpose of this notebook is to build a model with Tensorflow.
Summary	51 (1.41%)	The markdown cell summarizes what has been done so far for a section or a series of steps. This often is not relevant to a specific code.	<b>**In summary**</b> By EDA we found a strong impact of features like Age, Embarked..

has more total cells per notebook (Median = 95) than Sample B (Median = 18). Sample A has roughly equal ratio of markdown cells and code cells per notebook, while Sample B is unbalanced with majority cells being code cells. Notably, Sample A has more total words in markdown cells (Median = 1728) than Sample B (Median = 218). This result indicates that the 80 well-documented computational notebooks are better documented than general Github notebooks.

**3.3.2 Data scientists use markdown cells to document a broad range of topics.** As shown in Table 1, our analysis revealed that markdown cells are mostly used to describe what the adjacent code cell is doing (Process, 58.65%). Second to the Process category, 32.36% markdown cells are used to specify a headline for organizing the notebook into separate functional sections and for navigation purposes (Headline).

Markdown cells can also be used to explain beyond the adjacent code cells. We found that many markdown cells are created to describe the outputs from code execution (Result, 19.19%), to explain results or critical decisions (Reason,



Table 2. We coded each markdown cell to which data science stage (or task) they belong. We identified 4 stages with 13 tasks out of the data science lifecycle [58]. Note that a markdown cell may belong to multiple stages or none of the stages.

Stage	Total	Task	N
Environment Configuration	162 (4.49%)	Library Loading	33 (0.92%)
		Data Loading	129 (3.58%)
Data Preparation and Exploration	1336 (37.05%)	Data Preparation	91 (2.52%)
		Exploratory Data Analysis	960 (26.62%)
		Data Cleaning	285 (7.90%)
Feature Engineering and Selection	375 (10.40%)	Feature Engineering	120 (3.32%)
		Feature Transformation	178 (4.94%)
		Feature Selection	77 (2.14%)
Model Building and Selection	994 (27.57%)	Model Building	247 (6.85%)
		Data Sub-Sampling and Train-Test Splitting	61 (1.69%)
		Model Training	377 (10.45%)
		Model Parameter Tuning	81 (2.25%)
		Model Validation and Assembling	288 (6.32%)

6.30%), or to provide an outline for the readers to know what they are going to do in a list of todo actions (Todo, 5.60%), and/or to recap what has been done so far (Summary, 1.41%).

We observed that 11.48% markdown cells explain what a general data science concept means, or how a function works (Education), while 5.54% markdown cells are connected with external references for readers to further explore the topics (Reference). We believe these are the extra efforts that the notebook owners dedicated, to attract a broader audience, especially beginners in the Kaggle community. In addition, some authors want to leave their own signature, and so they spend spaces at the beginning of the notebooks to debrief the project, to add the author’s information, or even to add their mottos (Meta-Information, 3.91%).

**3.3.3 Data science stages.** We coded markdown cells based on where they belong in the data science workflow [60]. We identified four stages and 13 tasks. The four stages include **environment configuration** (4.50%), **data preparation and exploration** (37.05%), **feature engineering and selection** (10.40%), and **model building and selection** (27.57%). At the finer-grained task level, in particular, notebook authors create more markdown cells for documenting exploratory data analysis tasks (26.62%) and model training tasks (10.45%). The rest of the markdown cells are evenly distributed along with other tasks.

### 3.4 Design Implications

In summary, our analysis of markdown cells in well-documented notebooks suggests that data scientists document various types of content in a notebook, and the distribution of these markdown cells generally follows an order of the data science lifecycle, starting with data cleaning, and ending with model building and selection. Based on these findings, we synthesize the following actionable design considerations:

- **The system should support more than one type of documentation generation.** Data scientists benefit from documenting not only the behavior of the code, but also interpreting the output, and explaining rationales. Thus, a good system should be flexible to support more than one type of documentation generation.

- **Some types of documentations are highly related to the adjacent code cell.** We found at least the Process, Result, Reason, and Reference types of documentations are highly related to the adjacent code cell. To automatically generate interpretations of results or rationale for a decision may be hard, as both involve deep human expertise. But, with the latest neural network algorithms, we believe we can build an automation system to generate Process type of documentation, and we can also retrieve Reference for a given code cell.
- **There are certain types of documentations that are irrelevant to the code.** Various types of documentations do not have a relevant code piece upon which the automation algorithm can be trained. Together with the Reason and Result types, the system should also provide a function that the human user can easily switch to the manual creation mode for these types.
- **For different types of documentation, it could be at the top or the bottom of the related code cell.** This design insight is particularly important to the Process, Result, and Reason types of documentation. It may be less preferable to put Result documentation before the code cell, where the result is yet to be rendered. The system should be flexible to render documentation at different relative locations to the code cell.
- **External resources such as Uniform Resource Locators (URLs) and the official API descriptions may also be useful.** Some types of documentation, such as Education and Reference, are not easy to be generated with the NN-based models, but they are easy to retrieve from the Internet. So the system should incorporate the capability to fetch relevant web content as candidate documentation.
- **There is an ordinality in markdown cells that is aligned with the data science project's lifecycle.** The system should consider that Library Loading types of cells are often at the beginning section of the notebook, and the Model Training type of content may be more likely to appear near the end of the notebook. In our system prototype, though, we did not take this design consideration into account, it will be our future work.
- **The notebook would be nice to have documentation with a problem overview at the beginning and a summary at the end.** We considered this design implication not in the system design, but our evaluation study design. For the two barebone notebooks we used in the experiment, we always provide a problem overview as a markdown cell at the top of the notebook.

## 4 THE THEMISTO SYSTEM: DESIGN AND IMPLEMENTATION

Based on findings from the formative study and design insights from related works, we design and implement Themisto, an automatic documentation generation system that supports data scientists to write better-documented computational narratives. In this section, we present the system architecture, the user interface design, and the core technical capability of generating documentation.

### 4.1 System Architecture

The Themisto system has two components: the client-side User Interface (UI) is implemented as a Jupyter Notebook plugin using TypeScript code, and the server-side backend is implemented as a server using Python and Flask.

The client-side program is responsible to render user interface, and also to monitor the user actions on the notebook to edits in code cells. When the user's cursor is focused on a code cell, the UI will send the current code cell content to the server-side program through Hypertext Transfer Protocol (HTTP) requests.

The server-side program takes the code content and generates documentation using both the deep-learning-based approach and the query-based approach. For the deep-learning-based approach, the server-side program first tokenizes the code content and generates the AST. It then generates the prediction with the pre-trained model. For the query-based

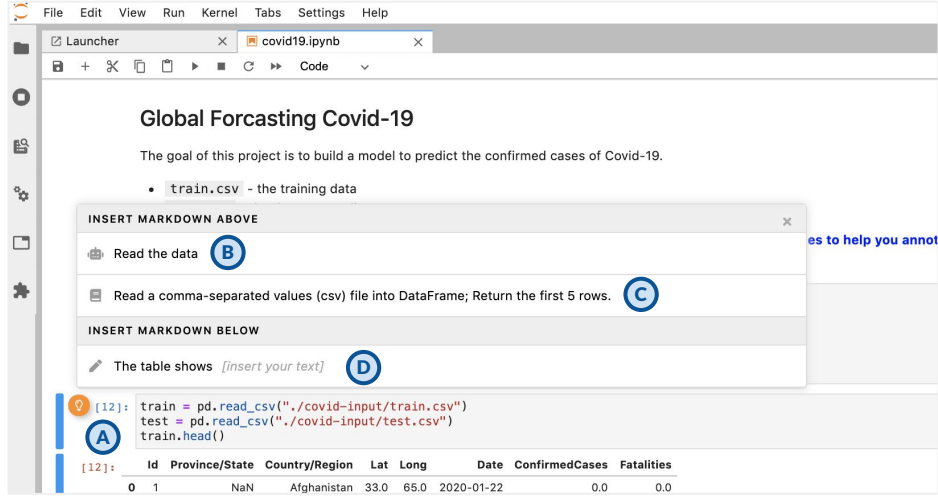


Fig. 3. The Themisto user interface is implemented as a Jupyter Notebook plugin: (A) When the recommended documentation is ready, a lightbulb icon shows up to the left of the currently-focused code cell. (B – D) shows the three options in the dropdown menu generated by Themisto, (B) A documentation candidate generated for the code with a deep-learning model, (C) A documentation candidate retrieved from the online API documentation for the source code, and (D) A prompt message that nudges users to write documentation on a given topic.

approach, the server-side program matches the curated API calls with the code snippets and returns the pre-collected descriptions. For the prompt-based approach, the server-side program sends different prompts (e.g., for interpreting result or for explaining reason) base on the output type of the code cell.

#### 4.2 User Interface Design

Figure 3 shows the user interface of Themisto as a Jupyter Notebook plugin. Each time the user changes her focus on a code cell, as she may be inspecting or working on the cell, the plugin is triggered. The plugin sends the user-focused code cell's content to the backend. Using this content, the backend generates a code summarization using the model and retrieves a piece of documentation from the API webpage. When such a documentation generation process is done, the generated documentation is sent from the server-side to the frontend, and a light bulb icon appears next to the code cell, indicating that there are recommended markdown cells for the selected code cell (as shown in Figure 3.A).

When a user clicks on the light bulb icon, she can see three options rendered in the dropdown menu: (1) a deep-learning-based approach to generate documentation for source code (Figure 3.B); (2) a query-based approach to retrieve the online API documentation for source code (Figure 3.C); and (3) a user prompt approach to nudge users to write more documentation (Figure 3.D). If the user likes one of these three candidates, she can simply click on one of them, and the selected documentation candidate will be inserted into above the code cell (if it is the Process, Reference, or Reason type), or below it (if it is the Result type).

#### 4.3 Three Approaches for Documentation Generation

In this subsection, we describe the rationale and implementation detail of the three different approaches for documentation generation (Figure 4):

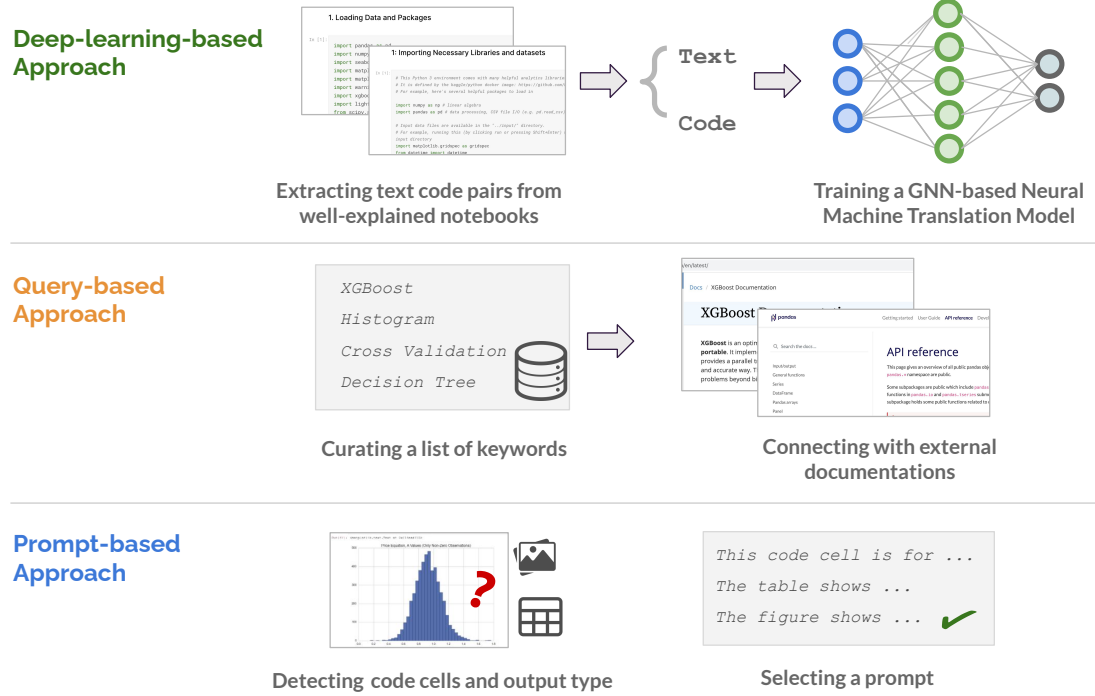


Fig. 4. An illustration of the three different approaches for documentation generation in Themisto.

- Our formative study suggests that the system should be able to **generate multiple types of documentation** (e.g., Process, Result, Education, Reason, and Reference).
- Some types of documentation can be **directly derived from the code**, thus the automated approaches can help. The Process type of documentation directly describes the coding process, and existing ML literature suggest that the deep-learning-based approach is most suitable for generating it; The Reference type does not need a learning-based approach, it can be achieved with a traditional query-based approach, which locates and retrieves the most relevant online documentation as candidates;
- Some others types of documentations (e.g., Education, Result, and Reason) are **not directly related to the code**, thus the fully automated approaches are not capable of generating such contents. We design the prompt-based approach for users to complete the generation process.

**4.3.1 Deep-Learning-Based Approach.** We trained a deep learning model using the Graph-Neural-Network architecture based on LeClair et al. [30]. These GNN models can take both the source code's structure (extracted as AST) and the source code's content as input. Thus, it outperforms the traditional sequence-to-sequence model architectures, which only takes the source code's content as an input sequence, in source code summarization tasks for Python code<sup>6</sup>. We did not consider T5, BerT or GPT-3 architectures as these models can take minutes to make one inference (i.e., generate one summary) even with a cluster of GPUs (costing thousands of dollars per hour), whereas our GNN-based model can make an inference within a second with one GPU.

<sup>6</sup>All the collected data science notebooks are in Python.

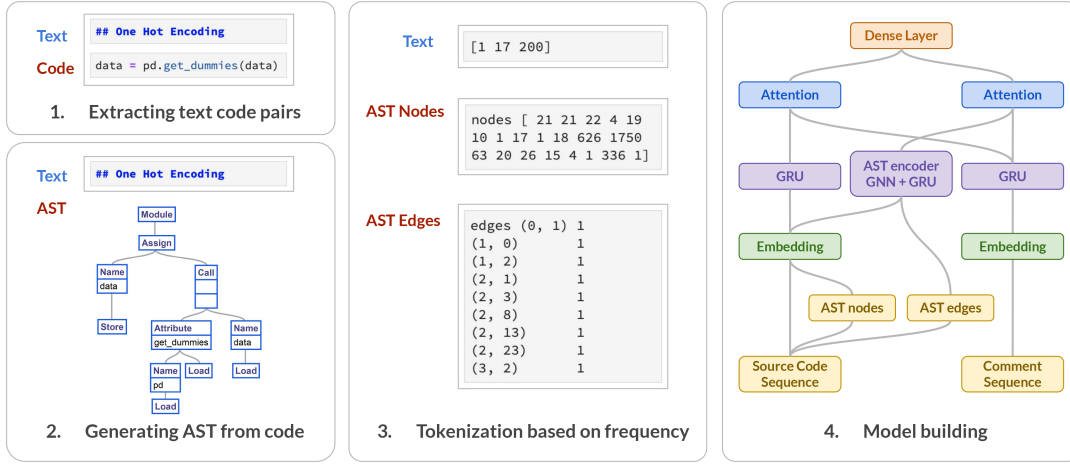


Fig. 5. A code summarization model for the deep-learning-based documentation generation approach via GNN. There are three steps of data pre-processing (1) We first extract text code pairs from existing notebooks. (2) We generate AST from code. (3) We tokenized each word and translated them into embeddings. And (4), the GNN model architecture.

In order to fine-tune the model, we constructed a training dataset for our particular context. We collected the top 10% highly-voted notebooks from two popular Kaggle competitions ( $N = 1158$ ). For each of the notebook, we first extracted code cells and the markdown cells adjacent above as a pair of input and output (similar to the data collection approach in [1]). If there is an inline comment in the first line of the code cell, we replaced the output of the pair using the inline comment. In total, our dataset has 5,912 pairs of code and its corresponding documentation. Following the best practice of model training, we split the dataset into training, testing, and validation subsets with an 8 to 1 to 1 ratio.

Before feeding data into the training process, we have a three-step pre-processing stage, as illustrated in Figure 5. Step 1 removes the style decoration, formats, and special characters that are not in Python grammar (e.g., Notebook Magics). We also generate an AST for the source code input in step 2 with Python AST library<sup>7</sup>. The AST result is equivalent to the source code but with more contextual and relational information. In step 3, we tokenize source code to a sequence of tokens with an input dictionary, and parse the AST nodes as a sequence of tokens with the same input dictionary. We parse the relationship between AST nodes as a matrix of edges. Finally, we tokenize the output documentation as a sequence of tokens with a separate output dictionary. After this process, all the tokens are transformed into an array of word embeddings — vectors of real numbers. We use these data to train the network for 100 epochs, 30 batch sizes, and 15 early stop points on a two Tesla V100 GPU cluster. Out of all the epochs, we selected the model with the highest validation accuracy score.

To evaluate our model’s performance against baseline models, we conducted both quantitative and qualitative evaluations, as suggested by [46]. For the automated quantitative evaluation, we use BLEU scores [40] as the model performance metric. BLEU scores are commonly used in the source code summarization tasks. It evaluates the word similarity between the generated text and the ground truth text. We selected and trained Code2Seq model [2] and Graph2Seq model [63] with the same data split.

<sup>7</sup><https://docs.python.org/3/library/ast.html>

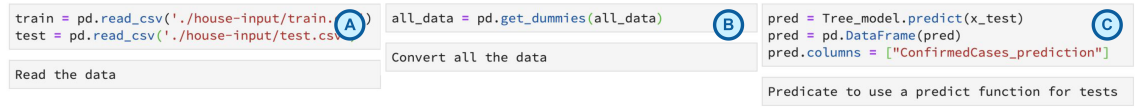


Fig. 6. Example output from the model. (A) The generated text well describes the code. (B) The generated text vaguely describes the code. (C) The generated text is poorly readable, but still captures the keywords of the descriptions.

Our model achieves 11.41 (BLEU-a), which outperforms the baseline models Code2Seq (BLEU-a = 9.61) and Graph2Seq (BLEU-a = 11.05). These scores suggest that the data science documentation task is more difficult than the benchmark code summarization tasks in the software engineering field. For example, in data science, a notebook code cell can contain multiple code snippets and functions.

In addition to the automated quantitative evaluation, we also conduct a qualitative analysis of the generated documentation pieces. We found that despite the word-to-word similarity score is low, the general quality of the content is reasonable and satisfying for building a prototype system. As an illustration, we provide three examples with both input and model generated outputs, as shown in Figure 6. In the Appendix, we provide full code cells and model-generated outputs for the two experimental notebooks that we used in the user study.

**4.3.2 Query-Based Approach.** Our formative study indicates that the well-documented Kaggle notebooks often have the description of frequently-used data science code functions for educational purposes. And sometimes data scientists directly paste in a link or a reference to the external API documentation for a code function. Thus, we implement a query-based approach that curates a list of APIs from commonly used data science packages, and the short descriptions from external documentation sites. In our system, we only cover Pandas<sup>8</sup>, Numpy<sup>9</sup>, and Scikit-learn<sup>10</sup> these three libraries as a starting point to explore this approach. We argue that it can be easily expanded to include other packages in the future. We collected both the API names and the short descriptions by building a crawling script with Python. When users trigger this query-based approach for a code cell, Themisto matches the API names with the code snippets and concatenate all the corresponding descriptions.

**4.3.3 Prompt-Based Approach.** Lastly, the system also provides a prompt-based approach that allows users to manually create the documentation. Because our formative study found that a well-documented notebook not only documents the process of the code, but also interprets the output, and explains rationales. These types of documentation are hard to generate with automated solutions. To achieve it, we implement a prompt-based approach. It detects whether the code cell has a cell output or not: if the cell outputs a result, Themisto assumes that the user is more likely to add interpretation for the output result, thus the corresponding prompt will be inserted below the code cell. Otherwise, the system assumes the user may want to insert a reason or some educational types of documentations, thus it changes its prompt message.

## 5 HUMAN-AI COLLABORATION IN DATA SCIENCE CODE DOCUMENTATION: USER STUDY

To evaluate the usability of Themisto and its effectiveness in supporting data scientists to create documentation in notebooks, we conducted a within-subject controlled experiment with 24 data scientists. The task is to add documentation to the given notebook. And each participant is asked to finish two sessions, one with the Themisto support and one

<sup>8</sup><https://pandas.pydata.org/docs/reference/index.html>

<sup>9</sup><https://numpy.org/doc/stable/reference/>

<sup>10</sup><https://scikit-learn.org/stable/modules/classes.html>

Table 3. Demographics of participants

PID	Gender	Job Role	Work Experience in Data Science
P1	M	Expert Data Scientist	5-10 years
P2	M	Application Developer	3-5 years
P3	M	Novice Data Scientist	less than 3 years
P4	M	Novice Data Scientist	0 year (just start learning data science)
P5	M	AI Operator or ML Engineer	3-5 years
P6	M	Novice Data Scientist	less than 3 years
P7	M	Application Developer	3-5 years
P8	M	Novice Data Scientist	less than 3 years
P9	F	Expert Data Scientist	3-5 years
P10	M	Expert Data Scientist	5-10 years
P11	M	Expert Data Scientist	more than 10 years
P12	F	Novice Data Scientist	3-5 years
P13	F	Expert Data Scientist	5-10 years
P14	M	Novice Data Scientist	0 year (just start learning data science)
P15	M	Expert Data Scientist	more than 10 years
P16	M	AI Operator or ML Engineer	3-5 years
P17	M	Subject Matter Expert	3-5 years
P18	M	Expert Data Scientist	more than 10 years
P19	F	Application Developer	3-5 years
P20	F	Expert Data Scientist	3-5 years
P21	M	Novice Data Scientist	3-5 years
P22	M	Novice Data Scientist	less than 3 years
P23	M	Application Developer	less than 3 years
P24	M	Novice Data Scientist	less than 3 years

without its support. The evaluation aims to understand (1) how well Themisto can facilitate documenting notebooks and (2) how data scientists perceive the three approaches that are used by Themisto for generating documentation.

### 5.1 Participants

We recruited 24 data science professionals as our evaluation participants (5 female, 19 male) in a multinational IT company. We used a snowball sampling approach to recruit participants, where we sent recruitment messages to friends and colleagues, various internal mailing-lists, and Slack channels. We then asked participants to refer their friends and colleagues. Our recruitment criteria are that the participant must have had experience in data science projects and they are familiar with Python and Jupyter Notebook environment. As shown in Table 3, participants reported a diverse job role backgrounds, including expert data scientists ( $N = 8$ ), novice data scientists ( $N = 9$ ), AI Operators (AIOPs) or ML engineers ( $N = 2$ ), subject matter experts ( $N = 1$ ), and application developer ( $N = 4$ ).

### 5.2 Study Protocol

We conducted a within-subject controlled experiment with 24 data scientist participants. Their task was to add documentation to a given draft notebook, which only has code and no documentation at all. The participants were told that they were adding documentation for the purpose of sharing those documented notebooks as tutorials for data science students who just started learning data science. Each participant is asked to finish two sessions, one with the

Themisto support (Experiment condition) and one without its support (Control Condition). We prepared two draft notebooks, one for each session, shown in the Appendix. The two notebooks have the same length (9 code cells) and a similar level of difficulties, but for two different data science problems<sup>11</sup>. To counterbalance the order effect, we randomized the order of the control condition and the experiment condition for each participant, so some participants encountered Themisto in their first session, some others experienced it in their second session.

Each participant was given up to 12 minutes (720 seconds) to finish one session<sup>12</sup>. Before the experiment condition session, we gave the participant a 1-minute quick demo on the functionality of Themisto. All study sessions were conducted remotely via a teleconferencing tool. We asked the participants to share their screen and we video recorded the entire session with their permission. After finishing both sessions, we conducted a post-experiment semi-structured interview session to ask about their experience and feedback. We had a few pre-defined questions such as “How do you compare the experience of the documenting task with or without the support of Themisto?” or “Did you notice the multiple candidates in the dropdown menu? Which one do you like the most?” In addition, participants were encouraged to tell their stories and experience outside these structured questions. The interview sections of the video recordings were transcribed into text.

### 5.3 Data Collection and Measurements

We have three data sources: the observational notes and video recording for each session ( $N = 48$ ), the final notebook artifact out of each session ( $N = 48$ ), and the post-task questionnaire and interview transcripts ( $N = 24$ ).

Our first group of measurements are from coding participants’ behavioral data from the session recordings. In particular, we counted *the task completion time* (in secs) for all sessions. Then, for experiment condition only, we also counted the followings: how many times a participant clicked on the light bulb icon to check for suggestions (*code cells checked for suggestions*); how many times a participant directly used the generated documentation (*markdown cells created by Themisto*); how many times a participant ignored the generated recommendations and manually created the documentation (*markdown cells created by human*); and how many time a markdown cell is co-created by human and Themisto (*markdown cells co-created by human and Themisto*).

Secondly, to evaluate the quality of the final notebook artifact, we define our second group of measurements by counting: the *number of added markdown cells*, and the *number of added words* as these two are indicators of the quantity and effort each participant spent in a notebook. Also, we asked the participants to give an evaluation score to each of the two documented notebooks. We considered that number (-2 to 2) as a self-evaluation of the notebook quality. In addition, we asked two experts to code each of the 48 notebooks with a 3-dimensional rubric (based on [11]) to evaluate the documentation’s *readability*, *accuracy*, and *completeness* in a notebook. Two experts’ independently ratings achieved an agreement on the rating ( $r(48) = 0.52$ , Spearman’s Rho test).

For the experiment session only, we also asked the participants to finish a post-experiment survey (5-point Likert Scale, -2 as strongly disagree and 2 as strongly agree, Fig 7) to collect their feedback specific on the system’s *usability*, *helpfulness*, *accuracy*, *trust*, *satisfaction*, and *adoption propensity* (based on [61]).

Lastly, for the interview transcripts, four researchers of this research project conduct an iterative open coding method to get the code, theme, and representative quotes as the third group of data. They each independently coded a subset of interview transcripts, and discussed the codes and themes together. After the discussion, they when back

<sup>11</sup>The two experiment notebooks are simplified winning notebooks from two Kaggle challenges: 1) House Price Prediction — <https://www.kaggle.com/c/house-prices-advanced-regression-techniques>; 2) COVID Case Prediction — <https://www.kaggle.com/c/covid19-global-forecasting-week-1>

<sup>12</sup>We conducted three pilot run sessions, and all the three pilot participants were able to finish a single task within 10 minutes, with or without the support of Themisto.



Table 4. Performance data in two conditions (M: mean, SD: standard deviation): the task completion time (secs), participants' satisfaction with the final notebook (from -2 to 2), graded notebook quality, number of markdown cells, and number of words. In particular, participants spent less time to complete the task in the experimental condition than the control condition ( $p = .001$ ); participants were more satisfied with the final notebook in the experimental condition than the control condition ( $p = .04$ ); the final notebooks in the experimental condition are less readable than the control condition ( $p = .001$ ).

	Condition	M	SD
Number of Added Markdown Cells	Experiment	8.04	2.40
	Control	7.79	1.91
Number of Added Words	Experiment	95.75	50.56
	Control	100.92	53.27
**Task Completion Time (secs)	Experiment	391.12	200.15
	Control	494.75	184.28
*Satisfaction with the Final Notebook (-2 to 2)	Experiment	0.96	0.69
	Control	0.54	0.83
Expert Rating of the Final Notebook Quality: Accuracy (-2 to 2)	Experiment	1.62	0.45
	Control	1.71	0.41
**Expert Rating of the Final Notebook Quality: Readability (-2 to 2)	Experiment	0.67	0.56
	Control	1.04	0.66
Expert Rating of the Final Notebook Quality: Completeness (-2 to 2)	Experiment	0.21	0.57
	Control	0.48	0.67

and reiterated the coding practice to apply the codes and themes to their assigned notebooks. Some examples of the identified themes are: pros and cons of Themisto; preference of the three document generation approaches; future adoption, and suggestions for design improvement. We will report the qualitative results as supporting materials together with reporting the quantitative results.

## 5.4 Results

In this section, we present the user study results on: how Themisto improved participants' performance on the task, how participants perceived the documentation generation methods in Themisto, and how participants described the practical applicability of Themisto.

*5.4.1 Themisto supports participants to easily add documentations to a notebook.* Our experiment revealed that Themisto improved participants' performance on the task by reducing task completion time and improving the satisfaction with the final notebooks.

We performed a two-way repeated measures ANOVA to examine the effect of the two notebooks and the two conditions (with or without Themisto) on task completion time. As shown in Table 5, participants spent significantly **less time** ( $p < .001$ ) to complete the task using Themisto in the experiment condition ( $M(SD) = 391.12 (200.15)$ ) than in the control condition ( $M(SD) = 494.75 (184.28)$ ) (Table 5). In addition, there was not a statistically significant effect of notebooks on task completion time, nor a statistically significant interaction between the effects of notebooks and conditions on completion time, which indicates that the two notebooks used in the task were properly designed.

Table 5. Usage data of the plugin in experimental condition (mean:  $\bar{x}$ , standard deviation:  $\sigma$ ). The results indicate that participants used the plugin for recommended documentation on most code cells ( $\bar{x} = 86.11\%$ ). For markdown cells in the final notebooks,  $\bar{x} = 45.31\%$  were directly adopted from the plugin’s recommendation, while  $\bar{x} = 41.52\%$  were modified from the plugin’s recommendation and  $\bar{x} = 12.16\%$  were created by participants from scratch.

	$\bar{x}$	$\sigma$
Percentage of Code Cells Checked for Suggestions	86.11	18.89
Percentage of Markdown Cells Created by Themisto	45.31	33.16
Percentage of Markdown Cells Co-created by Human and Themisto	41.52	30.18
Percentage of Markdown Cells Created by Human	12.16	18.85

Through coding the video recordings for only the experiment-condition sessions, we further examined while the Themisto was available, how did the participants use it? Did they check the recommendations it generated? Did they actually use those recommendations in their documentations added into notebooks?

We found that while Themisto is available, for 80% of code cells, participants checked the recommended documentation by clicking on the light bulb icon to show the dropdown menu. Then, 45% of the created markdown cells were directly adopted from Themisto’s recommendation; while 12% of the created markdown cells were manually crafted by human alone. **The most interesting finding is that 41% markdown cells were co-created by Themisto and human participants together:** Themisto suggests a markdown cell, human takes it, and modifies on top of it. This result suggested that most participants used Themisto in the creation of documentation, and some of them formed a small collaboration between the human and the AI.

The post-experiment survey result supported our findings. Most participants believed it was easier to accomplish the task with Themisto’s help (22 out of 24 rated agree or higher), as shown in Figure 7. And the Themisto generated recommendation was accurate (20 out of 24 rated agree or higher).

Looking into the qualitative interview data, we can find some potential explanations for why participants believed so. Participants reported that Themisto provided them something to begin with, thus it was easier than starting from scratch: “*The plugin makes it easy to just pick it and have something simple. And then I got a couple of times where I went back and said, ‘Oh let me add a few more words.’*” (P21).

Also, the accuracy of the generated recommendations plays a role in participant’s experience: “*My experience with the plugin is definitely better. For the most part, the suggestions are pretty accurate. Although sometimes I did make a few minor changes like rearranging the text.*” (P5).

**5.4.2 Themisto increases participant’s satisfaction, while maintaining a similar quality of the final notebook.** The post-task questionnaire revealed that participants were **more satisfied** with the final notebook after using Themisto in the experiment condition than in the control condition ( $p = .04$ ). The interview results also supported this finding. P14 believed that Themisto helped with wording: “*Sometimes I knew what the cells were doing but I did not know how to put things in a really good sentence for others.*”

Themisto also motivates participants to document the analysis details. Although we did not see a difference in the number of markdown cells created in two conditions or the number of words in total, Themisto helps them overcome the procrastination of writing documentation and reminds them to document things that they might ignore.

I think I definitely overlooked some details when I was commenting without the tool, because I just made the assumption that people should know from the code... To be honest, I do not usually follow a good

	Strongly Disagree	Disagree	Neutral	Agree	Strongly Agree
The plugin was difficult to use.	11	11	1	1	0
It was easier to accomplish this task with the plugin.	1	0	1	12	10
The plugin's recommendations are accurate.	0	1	3	18	2
I trust the plugin's recommendations.	0	1	6	13	4
I was confused by the plugin's recommendations	9	12	1	2	0
If the plugin is available, I would use it in the future.	0	1	2	10	11
If the plugin is available, I would recommend it to others.	0	1	0	12	11

Fig. 7. Results of the post-task questionnaire.

coding practice. My notebooks are really messy and I am the only person who can understand it. I feel sorry for anybody else that has to see it. (P19)

Moreover, participants believed that Themisto can help them form a better documenting practice in the long term: “*It very useful to remind me to always put some documentation in a timely manner.*” (P13).

The two experts’ gradings for the notebook quality suggest that notebooks from both conditions have a relatively same quality level. Experts rated that notebooks written in the control condition are **more readable** than those written with Themisto ( $p < .001$ ). A higher readability score means less formatting, spelling, or grammar issues. Then for the other two dimensions of the quality rubric (**accuracy and completeness**), there was not a significant difference.

In the post-task interview, participants mentioned that the documentation generated by Themisto was not always well-written, particularly the ones generated from the deep-learning-based approach. Some participants also mentioned that they needed to edit the format of the generated document to fit their context. We believe that while Themisto offers convenience to improve the data scientists’ productivity and saves their time, it may not provide the same level of readability as those notebooks well articulated by humans. Thus, data scientists may want to further revise the formatting and wording of the Themisto generated documentation.

In summary, our experiment indicated that Themisto improves participants’ productivity for creating documentation. It also increases their perceived satisfaction with the final notebook, compared to the notebooks written by participants themselves, though the quality of the final notebook may suffer a bit readability issues.

**5.4.3 The three approaches of generating documentation are suitable for different scenarios.** In this section, we have an in-depth analysis of how participants perceived the three different approaches that Themisto implemented to generate documentations: the deep-learning-based approach, the query-based approach, and the prompt-based approach. In the post-experiment interview, we explained how Themisto generated the documentation with these three approaches, and asked participants if they like or dislike one particular approach.

Participants reported that they felt the deep-learning-based approach provided concise and general descriptions of the analysis process: “*I think the AI suggestion gives me an overview. It is short, and has some useful keywords.*”(P12).

Participants also suggested that the deep-learning-based approach sometimes generated inaccurate or very vague documentation: “*The first one gives me a very short summary, though it didn’t always say what the cell is doing.*” (P1). But the deep-learning-based approach is still perceived useful. As it is short and with only a couple of keywords, many

participants believe it may be more suitable for some quick and simple documentation task, or for the analyst audience who can understand these short keywords.

In terms of the query-based approach, participants believed that the documentation generated from this approach contains has longer and more descriptive information. This approach is further perceived to be more suitable for educational purposes: *“This one gives you really good information. For some specific methods or calls, you don’t have to come up with a high-level summary for others and you can directly use it.”* (P14).

Participants also acknowledged that such a query-based approach may not work for some scenarios. For example, participants found that the query-based approach was not useful for summarizing the very fundamental level data manipulations, as there was no core API method in it. Some participants mentioned that the usefulness of this query-based approach depends on the audience.

The [deep-learning-based approach] was really useful. The [query-based approach]... it depends on the audience. It is much more appropriate for a novice programmer. (P18)

We observed in the video recordings that participants rarely used the prompt-based approach in the session. The interview data confirmed our speculation. Some participants said that they liked the idea of user prompts, but they did not use it because the deep-learning-based approach and the query-based approach already gave them the actual content. Other participants pointed out that the prompts were not intelligent enough, so they did not use it: *“It always asks the same thing and I just ignored the prompts.”* (P18).

Participants suggested that the prompts could be designed to better fit the context.

Perhaps the system can infer what the code cell was doing [from the deep-learning-based approach], and show prompts accordingly. Like if I delete a data point from the dataset, there is a prompt asking why I considered it as an outlier or something. (P5)

Last but not the least, many participants preferred a hybrid approach to combine the deep-learning-based approach and the query-based approach. For example, P12 mentioned,

The first one (deep-learning-based) tells me what the code cell is doing in general and the second one (query-based) tells me the details of the function. I would go with a hybrid approach. (P12)

**5.4.4 Will participants use Themisto in their future data science project?** Most participants indicated that they would like to use Themisto in the future when answering the survey question as shown in Figure 7. The interview data provides more detail and evidence to elaborate on this result. Participants suggested various scenarios in which the Themisto could be useful in their future work, such as they need to add documentation during the exploration process for future selves, or they need to document a notebook in a post-hoc way for sharing it with collaborators, or they need to mentor a team member who is a novice data scientist, or they need to refactor an ill-documented notebook written by others:

When I am doing data analysis, I tend to write the code first because there is a flow in my head of what I need to do. And then I will go back afterward to use the plugin and add the comments needed. I will definitely do that before sharing that file or handing it over to others. (P12)

There was one participant who did not think Themisto could fit into his workflow: *“I always write documentation before writing code. Maybe Themisto does not work for people like me.”* (P3)

In our experiment, we provided the scenario as they were documenting the notebook as a tutorial for some data science students. In the interview, we asked how participants would document a notebook differently if they were created documentation for the notebooks for non-technical domain experts audience. Some participants suggested that

computational notebooks may not be a good medium to present the analysis to non-technical domain experts. They would prefer to curate all the textual annotations in a standalone report or slide decks. Some others believed that the notebook could work as the medium but they would change the documentation by using less technical terminology, adding more details on topics that the non-technical domain experts would be interested in (e.g., how data is collected, potential bias in the analysis).

*5.4.5 Participants suggest various design implications for automated code documentation.* In the interview, participants provided various design suggestions to improve Themisto and to design future technologies that can support data scientists to document the notebook.

Participants expected Themisto to have more functionalities than simply generating documentation for the code. For example, P13 proposed maybe Themisto can also create a description to document the changes of versions and the editing histories from different team members. P3 and P4 believed that the automatic generation of Reason is very much needed for explaining decisions such as why selecting a particular algorithm. P19 wanted the system to automatically add explanations to the execution errors. Participants also mentioned that Themisto should add more varieties into the generated content’s formatting. They would like to see suggested documentation with a better presentation.

And lastly, some participants suggested that maybe such a documentation generation system can take consideration of the purpose of the notebook, the domain-specific terminology, or the individuals’ habits for writing documentation.

*5.4.6 Summary of the Results.* In summary, our study found that Themisto can support data scientists in generating documentation by significantly reducing their time spent on the task, and improving the perceived satisfaction level of the final notebook. When Themisto is available, participants are very likely to check the generated documentation as a reference. Many of them directly used the generated documentation, a few of them still prefer to manually type the documentation, while many of them adopted a human-AI co-creation approach that they used the AI-generated one as a baseline and keep improving on top of it. Participants perceived the documentation generated by the deep-learning-based approach as a short and concise overview, the documentation generated by the query-based approach as descriptive and useful for educational purposes, but they rarely used the prompt-based approach. Overall, participants enjoyed Themisto and would like to use it in the future for various documenting purposes.

## 6 DISCUSSION

### 6.1 Human-AI Collaboration in Data Science: Co-Documenting with a Machine Teammate

We argue that AI-supported documentation work for computational notebooks can be viewed as a co-creative process in which humans and machine teammates work together to create documents in a notebook. Viewed this way, we found that the combined human + AI effort produced a satisfied level of quality at a *more rapid pace* than what human or AI could achieve alone. The notion of a partnership relationship between human data scientists and AI has been discussed by Wang et al. [60], and is part of a larger research discussion by many others (e.g., [5, 36, 53]). These researchers propose that the research community should focus more on designing AI techniques to integrate into human works and cooperating with human, as opposed to competing with human as portrayed by AlphaGo or DeepBlue. In our study, we found that the interaction pattern in which the AI creates “first draft” quality documentation, followed by human review and editing, resulted in a final artifact that not only met the bar for quality, but exceeded it for level of satisfaction. Participants were happier with their documentation when they worked with the AI system to create it, rather than when they worked alone. Thus, we conclude that the benefits of having an AI partner in this task stem from

being able to produce the same high level of objective quality, but at a much more rapid pace (20% faster on average) and with a higher level of satisfaction with the end product.

We speculate that one of the contributing factors for why people were accepting of the AI’s suggestions is because initiative in taking those suggestions was kept by the human. For example, we could have designed the system to automatically produce a markdown documentation cell for each identified code cell. In the framework of automation put forth by Parasuraman et al. ([41]; see also [17]), this design would fall on the “AI executes automatically” end of the spectrum. However, participants reported that they enjoyed being able to see multiple suggestions, created using different algorithms, and select the one that was the closest match to their intent in documenting a code cell. This level of interaction corresponds to “AI executes a selection only after a human has approved” in the Parasuraman et al. model [41].

Our result also shed light on the research question in [60] about the conditions under which human data scientists will enjoy working with AI teammates. In our case, maintaining control of the initiative seems an important aspect for people’s enjoyment and acceptance of the AI teammate. It remains to be studied whether people prefer both to control their own initiative *and* the initiative of a machine teammate, as proposed in Shneiderman’s recent two-dimensional model [55].

## 6.2 The Documentation Practices in Data Science vs. in Software Engineering

The practice of documentation in data science has both overlaps and strong contrasts in relation to software engineering in many facets [33, 50, 65]. Software engineers write inline comments in their work-in-progress code to help collaborators understand the behavior of the code without the burden of going through thousands of lines of code; they document changes of their code for better version management and improving awareness of their collaborators; when others need to build upon their work, they write formal documentation and Readme files to describe how to use functions and APIs in their packages or services. Data scientists write computational narratives as a practice of literate programming [25, 42], and as a way to think and explore alternatives. Thus, notebooks often have orphan code cells or out-of-order code snippets, which leads to lower reusability of the notebook and further highlights the importance of documentation in the notebook. As we found in our formative study, well-documented notebooks explain more than the behavior of the code. Notebooks cover various topics including describing and interpreting the output of the code, explaining reasons for choosing certain algorithms or models, educating the audience from different levels of expertise, and so on.

Thus, many interventions and lessons learned about documentation in software engineering may not work the same in data science. For example, how can we evaluate the quality of the documentation? Software documentation can be assessed based on attributes like completeness, organization, the relevance of content, readability, and accuracy [11]. Our experiment found that the quality score assessed by these rubrics does not reflect users’ satisfaction with the final notebooks. Despite many people’s efforts to creating a standard documentation practice [28, 48], it remains questionable whether there is a one-size-fits-all solution. For example, Rule et al. [48] suggested ten rules for writing and sharing computational analysis in Jupyter notebooks. The first rule they proposed is to tell a story to the audience. However, this description is very general as people may approach storytelling differently. As we observed in Kaggle notebooks, some notebook authors prefer to use concise and accurate language to convey important information; while others write documentation in more creative and entertaining ways — for example, describing the analysis of target variables as a “dating process”, making analogies between data science workflow and starting a business. These creative notebooks stand out and receive many votes and compliments from the Kaggle community. As we recognize documentation in data

science as a fluid activity, traditional template-based approaches to aid documentation writing may not work in data science because they can not capture a broader aspects of documentation, and limit the expressiveness of storytelling.

We argue that future work should recognize the difference between data science and software engineering, and tailor the documentation experience for data scientists. For example, Callisto [57] harnessed the fact that data scientists engage in synchronous work and discussion, and used contextual links between discussion messages and notebook content to aid the explanation of notebooks.

### 6.3 Design Implications

**6.3.1 Making Prompts More Useful.** Participants reported that they did not find the prompts useful. They complained that the prompts were invariant. We speculate that a more adaptive or responsive set of prompts might prove more useful. For example, prompts could be based on the contents of the code cell which the user was trying to document. Another possibility is that prompts be based on the user’s own history of writing markdown cells, and could either appeal to the user’s strengths, or could anticipate and accommodate the user’s weaknesses. We suggest that *adaptive intelligent prompting* may be a worthwhile research topic.

In a more socially-oriented approach, users within an organization might rate the initial set of prompts, voting some prompts up or down depending on their usefulness. An evolution of this idea might allow users to propose new prompts for use by selves and others (e.g., [8]).

**6.3.2 Learning from Users.** We might be able to adopt a similar strategy with the Themisto-generated cells that users modified. Over time, an enhanced version of Themisto could include a learning component, which could learn from the user’s modifications to Themisto-proposed texts, and could anticipate the user’s preferences in subsequent markdown texts. A related feature would allow an organization to enact a “house style” of documentation into the markdown texts. This kind of feature could be used to “standardize” documentation practices while preserving users’ diversified writing characteristics, or to fulfill certain legal requirements.

**6.3.3 Inverting Themisto – Automatic Code Generation from Documentation.** The premise of Themisto was to generate descriptive material based on program code. Following some of the ideas in Seeber et al. [53], we might invert this strategy. We recall that P3 told us that he wrote documentation in advance of writing the code itself. If there are other people who use the same discipline as P3, could we generate code from descriptive text? We suspect that this idea would not work for just *any* textual description. However, there could be certain stylized ways of writing descriptions that might be translatable into code; pseudocode could provide a starting point for the design of such a stylized type of description. We recognize that this kind of approach would need to have a representation of code packages and libraries, so that it could generate code that was appropriately structured for those packages. Of course, package documentation could be used to construct such a representation.

### 6.4 Limitation

Our experiment has several limitations: it focuses only on the documenting (instead of coding) process, it is a controlled experiment study, and participants did not work on notebooks created by themselves. Thus, for example, we do not know how participants would perceive the usefulness of the tool in their own code, which may be longer and more complicated (e.g., having out-of-order cells) than the notebooks we provided. However, we believe the result is still promising to shed light for future research and future system design. Future work can explore the generalizability of Themisto through a long-term deployment study.



As for the Human-AI Collaboration research initiative, our work only reports the findings on how human and AI collaborated at a coarse-grained level (Table 5). In the future work, we will have an indepth analysis to break down to the level of individual cells, and further analyze the difference between automatically-generated, co-edited, or manually-produced cells. This detailed analysis will help us to understand how human behave and perceive the fine-grained collaboraiton and interaction with the AI partner. And such findings and its derived design insights could also help researchers who are studying Human-AI Collaborations in other usage scenarios (e.g., in Healthcare or in Educational settings [64]) beyond the nodebook documentation context in this paper.

## 7 CONCLUSION

In this paper, we have designed and built Themisto to support human data scientists in the notebook documentation task. This research prototype also serves as a prompt to explore the human-AI collaboration research agenda within the automated notebook documentation user scenario. The system design is driven by insights from previous literature, and also by a formative study that analyzed 80 highly-voted Kaggle notebooks to understand how human data scientists document notebooks. The follow-up user evaluation suggested that the collaboration between data scientists and Themisto significantly reduced task completion time and resulted in a final artifact that not only met the bar of quality, but also exceed it for the level of satisfaction.

## ACKNOWLEDGMENTS

We thank all of our participants for their help in the study, and the anonymous reviewers for their valuable feedback.

## REFERENCES

- [1] Rajas Agashe, Srinivasan Iyer, and Luke Zettlemoyer. 2019. Juice: A large scale distantly supervised dataset for open domain context-based code generation. *arXiv preprint arXiv:1910.02216* (2019).
- [2] Uri Alon, Shaked Brody, Omer Levy, and Eran Yahav. 2018. code2seq: Generating sequences from structured representations of code. *arXiv preprint arXiv:1808.01400* (2018).
- [3] Matthew Arnold, Rachel KE Bellamy, Michael Hind, Stephanie Houde, Sameep Mehta, Aleksandra Mojsilović, Ravi Nair, K Natesan Ramamurthy, Alexandra Olteanu, David Piorkowski, et al. 2019. FactSheets: Increasing trust in AI services through supplier’s declarations of conformity. *IBM Journal of Research and Development* 63, 4/5 (2019), 6–1.
- [4] Liang Bai and Yanli Hu. 2018. Problem-driven teaching activities for the capstone project course of data science. In *Proceedings of ACM Turing Celebration Conference-China*. 130–131.
- [5] Carrie J Cai, Emily Reif, Narayan Hegde, Jason Hipp, Been Kim, Daniel Smilkov, Martin Wattenberg, Fernanda Viegas, Greg S Corrado, Martin C Stumpe, et al. 2019. Human-centered tools for coping with imperfect algorithms during medical decision-making. In *Proceedings of the 2019 CHI Conference on Human Factors in Computing Systems*. 1–14.
- [6] Souti Chattopadhyay, Ishita Prasad, Austin Z Henley, Anita Sarma, and Titus Barik. 2020. What’s Wrong with Computational Notebooks? Pain Points, Needs, and Design Opportunities. In *Proceedings of the 2020 CHI Conference on Human Factors in Computing Systems*. 1–12.
- [7] Sergio Cozzetti B de Souza, Nicolas Anquetil, and Káthia M de Oliveira. 2005. A study of the documentation essential to software maintenance. In *Proceedings of the 23rd annual international conference on Design of communication: documenting & designing for pervasive information*. 68–75.
- [8] Joan Morris DiMicco, Werner Geyer, David R Millen, Casey Dugan, and Beth Brownholtz. 2009. People sensemaking and relationship building on an enterprise social network site. In *2009 42nd Hawaii International Conference on System Sciences*. IEEE, 1–10.
- [9] Brian P Eddy, Jeffrey A Robinson, Nicholas A Kraft, and Jeffrey C Carver. 2013. Evaluating source code summarization techniques: Replication and expansion. In *2013 21st International Conference on Program Comprehension (ICPC)*. IEEE, 13–22.
- [10] Jesus Fernandez-Bes, Jerónimo Arenas-García, and Jesús Cid-Sueiro. [n.d.]. Energy generation prediction: Lessons learned from the use of Kaggle in Machine Learning Course. *Group* 7, 8 ([n. d.]), 9.
- [11] Golar Garousi, Vahid Garousi, Mahmoud Moussavi, Guenther Ruhe, and Brian Smith. 2013. Evaluating usage and quality of technical software documentation: an empirical study. In *Proceedings of the 17th International Conference on Evaluation and Assessment in Software Engineering*. 24–35.
- [12] Timnit Gebru, Jamie Morgenstern, Briana Vecchione, Jennifer Wortman Vaughan, Hanna Wallach, Hal Daumé III, and Kate Crawford. 2018. Datasheets for datasets. *arXiv preprint arXiv:1803.09010* (2018).



- [13] R Stuart Geiger, Nelle Varoquaux, Charlotte Mazel-Cabasse, and Chris Holdgraf. 2018. The types, roles, and practices of documentation in data analytics open source software libraries. *Computer Supported Cooperative Work (CSCW)* 27, 3-6 (2018), 767–802.
- [14] Andrew Head, Fred Hohman, Titus Barik, Steven M. Drucker, and Robert DeLine. 2019. Managing Messes in Computational Notebooks. In *Proceedings of the 2019 CHI Conference on Human Factors in Computing Systems* (Glasgow, Scotland Uk) (CHI '19). ACM, New York, NY, USA, Article 270, 12 pages. <https://doi.org/10.1145/3290605.3300500>
- [15] Sarah Holland, Ahmed Hosny, Sarah Newman, Joshua Joseph, and Kasia Chmielinski. 2018. The dataset nutrition label: A framework to drive higher data quality standards. *arXiv preprint arXiv:1805.03677* (2018).
- [16] Amber Horvath, Mariann Nagy, Finn Voichick, Mary Beth Kery, and Brad A Myers. 2019. Methods for investigating mental models for learners of APIs. In *Extended Abstracts of the 2019 CHI Conference on Human Factors in Computing Systems*. 1–6.
- [17] Eric Horvitz. 1999. Principles of mixed-initiative user interfaces. In *Proceedings of the SIGCHI conference on Human Factors in Computing Systems*. 159–166.
- [18] Xing Hu, Ge Li, Xin Xia, David Lo, and Zhi Jin. 2018. Deep code comment generation. In *2018 IEEE/ACM 26th International Conference on Program Comprehension (ICPC)*. IEEE, 200–20010.
- [19] Srinivasan Iyer, Ioannis Konstas, Alvin Cheung, and Luke Zettlemoyer. 2016. Summarizing Source Code using a Neural Attention Model. In *Proceedings of the 54th Annual Meeting of the Association for Computational Linguistics (Volume 1: Long Papers)* (Berlin, Germany, 2016-08). Association for Computational Linguistics, 2073–2083. <https://doi.org/10.18653/v1/P16-1195>
- [20] Srinivasan Iyer, Ioannis Konstas, Alvin Cheung, and Luke Zettlemoyer. 2016. Summarizing source code using a neural attention model. In *Proceedings of the 54th Annual Meeting of the Association for Computational Linguistics (Volume 1: Long Papers)*. 2073–2083.
- [21] Project Jupyter. [n.d.]. *JupyterLab: the next generation of the Jupyter Notebook*. <https://blog.jupyter.org/jupyterlab-the-next-generation-of-the-jupyter-notebook-5c949dabea3>
- [22] Project Jupyter. 2015. Project Jupyter: Computational Narratives as the Engine of Collaborative Data Science. Retrieved September 15, 2019 from <https://blog.jupyter.org/project-jupyter-computational-narratives-as-the-engine-of-collaborative-data-science-2b5fb94c3c58>.
- [23] Mira Kajko-Mattsson. 2005. A survey of documentation practice within corrective maintenance. *Empirical Software Engineering* 10, 1 (2005), 31–55.
- [24] Mary Beth Kery, Bonnie E. John, Patrick O’Flaherty, Amber Horvath, and Brad A. Myers. 2019. Towards Effective Foraging by Data Scientists to Find Past Analysis Choices. In *Proceedings of the 2019 CHI Conference on Human Factors in Computing Systems* (Glasgow, Scotland Uk) (CHI '19). ACM, New York, NY, USA, Article 92, 13 pages. <https://doi.org/10.1145/3290605.3300322>
- [25] Mary Beth Kery and Brad A. Myers. 2017. Exploring exploratory programming. In *2017 IEEE Symposium on Visual Languages and Human-Centric Computing (VL/HCC)* (2017-10). 25–29. <https://doi.org/10.1109/VLHCC.2017.8103446>
- [26] Mary Beth Kery, Marissa Radensky, Mahima Arya, Bonnie E. John, and Brad A. Myers. 2018. The Story in the Notebook: Exploratory Data Science Using a Literate Programming Tool. In *Proceedings of the 2018 CHI Conference on Human Factors in Computing Systems* (Montreal QC, Canada) (CHI '18). ACM, New York, NY, USA, Article 174, 11 pages. <https://doi.org/10.1145/3173574.3173748>
- [27] Donald E. Knuth. 1984. Literate Programming. *Comput. J.* 27, 2 (1984), 97–111. <https://doi.org/10.1093/comjnl/27.2.97>
- [28] Markus Konkol, Daniel Nüst, and Laura Goulhier. 2020. Publishing computational research—A review of infrastructures for reproducible and transparent scholarly communication. *arXiv preprint arXiv:2001.00484* (2020).
- [29] Sam Lau, Ian Drosos, Julia M Markel, and Philip J Guo. 2020. The Design Space of Computational Notebooks: An Analysis of 60 Systems in Academia and Industry. In *2020 IEEE Symposium on Visual Languages and Human-Centric Computing (VL/HCC)*. IEEE, 1–11.
- [30] Alexander LeClair, Sakib Haque, Linfeng Wu, and Collin McMillan. 2020. Improved code summarization via a graph neural network. *arXiv preprint arXiv:2004.02843* (2020).
- [31] Jiali Liu, Nadia Boukhelifa, and James R Eagan. 2019. Understanding the role of alternatives in data analysis practices. *IEEE transactions on visualization and computer graphics* 26, 1 (2019), 66–76.
- [32] Ryan Louie, Andy Coenen, Cheng Zhi Huang, Michael Terry, and Carrie J Cai. 2020. Novice-AI Music Co-Creation via AI-Steering Tools for Deep Generative Models. In *Proceedings of the 2020 CHI Conference on Human Factors in Computing Systems*. 1–13.
- [33] Julia S Stewart Lowndes, Benjamin D Best, Courtney Scarborough, Jamie C Afflerbach, Melanie R Frazier, Casey C O’Hara, Ning Jiang, and Benjamin S Halpern. 2017. Our path to better science in less time using open data science tools. *Nature ecology & evolution* 1, 6 (2017), 1–7.
- [34] Minh-Thang Luong, Hieu Pham, and Christopher D Manning. 2015. Effective approaches to attention-based neural machine translation. *arXiv preprint arXiv:1508.04025* (2015).
- [35] Walid Maalej and Martin P Robillard. 2013. Patterns of knowledge in API reference documentation. *IEEE Transactions on Software Engineering* 39, 9 (2013), 1264–1282.
- [36] Thomas W Malone. 2018. How human-computer ‘Superminds’ are redefining the future of work. *MIT Sloan Management Review* 59, 4 (2018), 34–41.
- [37] Margaret Mitchell, Simone Wu, Andrew Zaldivar, Parker Barnes, Lucy Vasserman, Ben Hutchinson, Elena Spitzer, Inioluwa Deborah Raji, and Timnit Gebru. 2019. Model cards for model reporting. In *Proceedings of the conference on fairness, accountability, and transparency*. 220–229.
- [38] Stephen Oney and Joel Brandt. 2012. Codelets: linking interactive documentation and example code in the editor. In *Proceedings of the SIGCHI Conference on Human Factors in Computing Systems*. 2697–2706.
- [39] Yoann Padioleau, Lin Tan, and Yuanyuan Zhou. 2009. Listening to programmers—Taxonomies and characteristics of comments in operating system code. In *2009 IEEE 31st International Conference on Software Engineering*. IEEE, 331–341.

- [40] Kishore Papineni, Salim Roukos, Todd Ward, and Wei-Jing Zhu. 2002. BLEU: a method for automatic evaluation of machine translation. In *Proceedings of the 40th annual meeting of the Association for Computational Linguistics*. 311–318.
- [41] Raja Parasuraman, Thomas B Sheridan, and Christopher D Wickens. 2000. A model for types and levels of human interaction with automation. *IEEE Transactions on systems, man, and cybernetics-Part A: Systems and Humans* 30, 3 (2000), 286–297.
- [42] Soya Park, Amy X. Zhang, and David R. Karger. 2018. Post-literate Programming: Linking Discussion and Code in Software Development Teams. In *The 31st Annual ACM Symposium on User Interface Software and Technology Adjunct Proceedings* (Berlin, Germany) (*UIST '18 Adjunct*). ACM, New York, NY, USA, 51–53. <https://doi.org/10.1145/3266037.3266098>
- [43] Jeffrey M. Perkel. 2018. Why Jupyter is data scientists' computational notebook of choice. *Nature* 563 (2018), 145. <https://doi.org/10.1038/d41586-018-07196-1>
- [44] João Felipe Pimentel, Saumen Dey, Timothy McPhillips, Khalid Belhajjame, David Koop, Leonardo Murta, Vanessa Braganholo, and Bertram Ludäscher. 2016. Yin & Yang: demonstrating complementary provenance from noWorkflow & YesWorkflow. In *International Provenance and Annotation Workshop*. Springer, 161–165.
- [45] Mohammed Suhail Rehman. 2019. Towards Understanding Data Analysis Workflows using a Large Notebook Corpus. In *Proceedings of the 2019 International Conference on Management of Data*. 1841–1843.
- [46] Marco Tulio Ribeiro, Tongshuang Wu, Carlos Guestrin, and Sameer Singh. 2020. Beyond Accuracy: Behavioral Testing of NLP Models with CheckList. *arXiv preprint arXiv:2005.04118* (2020).
- [47] Tobias Roehm, Rebecca Tiarks, Rainer Koschke, and Walid Maalej. 2012. How do professional developers comprehend software?. In *2012 34th International Conference on Software Engineering (ICSE)*. IEEE, 255–265.
- [48] Adam Rule, Amanda Birmingham, Cristal Zuniga, Ilkay Altintas, Shih-Cheng Huang, Rob Knight, Niema Moshiri, Mai H Nguyen, Sara Brin Rosenthal, Fernando Pérez, et al. 2019. Ten simple rules for writing and sharing computational analyses in Jupyter Notebooks.
- [49] Adam Rule, Aurélien Tabard, and James D Hollan. 2018. Exploration and explanation in computational notebooks. In *Proceedings of the 2018 CHI Conference on Human Factors in Computing Systems*. 1–12.
- [50] Jeffrey Saltz, Kevin Crowston, et al. 2017. Comparing data science project management methodologies via a controlled experiment. (2017).
- [51] Sheeba Samuel and Birgitta König-Ries. 2018. ProvBook: Provenance-based Semantic Enrichment of Interactive Notebooks for Reproducibility.. In *International Semantic Web Conference (P&D/Industry/BlueSky)*.
- [52] Sheeba Samuel and Birgitta König-Ries. 2020. ReproduceMeGit: A Visualization Tool for Analyzing Reproducibility of Jupyter Notebooks. *arXiv preprint arXiv:2006.12110* (2020).
- [53] Isabella Seeber, Eva Bittner, Robert O Briggs, Triparna de Vreede, Gert-Jan De Vreede, Aaron Elkins, Ronald Maier, Alexander B Merz, Sarah Oestere-Reiß, Nils Randrup, et al. 2020. Machines as teammates: A research agenda on AI in team collaboration. *Information & management* 57, 2 (2020), 103174.
- [54] Lin Shi, Hao Zhong, Tao Xie, and Mingshu Li. 2011. An empirical study on evolution of API documentation. In *International Conference on Fundamental Approaches To Software Engineering*. Springer, 416–431.
- [55] Ben Shneiderman. 2020. Human-centered artificial intelligence: Reliable, safe & trustworthy. *International Journal of Human-Computer Interaction* 36, 6 (2020), 495–504.
- [56] Giriprasad Sridhara, Emily Hill, Divya Muppaneni, Lori Pollock, and K Vijay-Shanker. 2010. Towards automatically generating summary comments for java methods. In *Proceedings of the IEEE/ACM international conference on Automated software engineering*. 43–52.
- [57] April Yi Wang, Zihan Wu, Christopher Brooks, and Steve Oney. 2020. Callisto: Capturing the “Why” by Connecting Conversations with Computational Narratives. In *Proceedings of the 2020 CHI Conference on Human Factors in Computing Systems (CHI '20)*. ACM.
- [58] Dakuo Wang, Q. Vera Liao, Yunfeng Zhang, Udayan Khurana, Horst Samulowitz, Soya Park, Michael Muller, and Lisa Amini. 2021. How Much Automation Does a Data Scientist Want?. In *preprint*.
- [59] Dakuo Wang, Parikshit Ram, Daniel Karl I Weidele, Sijia Liu, Michael Muller, Justin D Weisz, Abel Valente, Arunima Chaudhary, Dustin Torres, Horst Samulowitz, et al. 2020. AutoAI: Automating the End-to-End AI Lifecycle with Humans-in-the-Loop. In *Proceedings of the 25th International Conference on Intelligent User Interfaces Companion*. 77–78.
- [60] Dakuo Wang, Justin D Weisz, Michael Muller, Parikshit Ram, Werner Geyer, Casey Dugan, Yla Tausczik, Horst Samulowitz, and Alexander Gray. 2019. Human-AI Collaboration in Data Science: Exploring Data Scientists' Perceptions of Automated AI. *Proceedings of the ACM on Human-Computer Interaction* 3, CSCW (2019), 1–24.
- [61] Justin D Weisz, Mohit Jain, Narendra Nath Joshi, James Johnson, and Ingrid Lange. 2019. BigBlueBot: teaching strategies for successful human-agent interactions. In *Proceedings of the 24th International Conference on Intelligent User Interfaces*. 448–459.
- [62] John Wenskovich, Jian Zhao, Scott Carter, Matthew Cooper, and Chris North. 2019. Albireo: An Interactive Tool for Visually Summarizing Computational Notebook Structure. In *2019 IEEE Visualization in Data Science (VDS)*. IEEE, 1–10.
- [63] Kun Xu, Lingfei Wu, Zhiguo Wang, Yansong Feng, Michael Witbrock, and Vadim Sheinin. 2018. Graph2seq: Graph to sequence learning with attention-based neural networks. *arXiv preprint arXiv:1804.00823* (2018).
- [64] Ying Xu, Dakuo Wang, Penelope Collins, Hyelim Lee, and Mark Warschauer. [n.d.]. Same benefits, different communication patterns: Comparing Children's reading with a conversational agent vs. a human partner. *Computers & Education* 161 ([n. d.]), 104059.
- [65] Amy X Zhang, Michael Muller, and Dakuo Wang. 2020. How do Data Science Workers Collaborate? Roles, Workflows, and Tools. *arXiv preprint arXiv:2001.06684* (2020).

## A EXAMPLE OF DOCUMENTATION GENERATION IN THEMISTO

Table 6. Example Notebook (House Prediction) and Documentation Generation in Themisto

Source Code	DL-Based	Query-Based	Prompt-Based
<pre>import pandas as pd import numpy as np from sklearn.linear_model import ↳ LassoCV from sklearn.model_selection import ↳ cross_val_score</pre>	Importing libraries	Pandas is for data manipulation and analysis; NumPy is a library for large, multi-dimensional arrays and matrices; Scikit-learn is a machine learning library.	This code cell is for _ -----
<pre>train = pd.read_csv('train.csv') test = pd.read_csv('test.csv')</pre>	Read the data	Read a comma-separated values (csv) file into DataFrame; Return the first 5 rows.	This code cell is for _ -----
<pre>train.head()</pre>	Let's see the values	Return the first 5 rows	The table shows _ _ _ --
<pre>all_data = pd.concat(( train.loc[:, 'SubClass': 'SaleCond'], test.loc[:, 'SubClass': 'SaleCond']))</pre>	A generator for feature	Concatenate pandas objects along a particular axis with optional set logic along the other axes.	This code cell is for _ -----
<pre>all_data = pd.get_dummies(all_data)</pre>	Convert all the data	Convert categorical variable into dummy/indicator variables	This code cell is for _ -----
<pre>all_data = ↳ all_data.fillna(all_data.mean())</pre>	Check the missing values	Fill NA/NaN values using the specified method	This code cell is for _ -----
<pre>X_train = all_data[:train.shape[0]] X_test = all_data[train.shape[0]:] y = train.SalePrice</pre>	Create the target and the test data	Slice string	This code cell is for _ -----
<pre>model_lasso = LassoCV(alphas = [1, ↳ 0.1, 0.001, 0.0005]).fit(X_train, ↳ y)</pre>	Model	Lasso linear model with iterative fitting along a regularization path.	This code cell is for _ -----
<pre>def rmse_cv(model):     rmse=     ↳ np.sqrt(-cross_val_score(model,     ↳ X_train, y,     ↳ scoring="neg_mean_squared_error",     ↳ cv = 5))     return(rmse) rmse_cv(model_lasso).mean()</pre>	A simple example model with the lasso	Evaluate a score by cross-validation	The result indicates that _ _ _ _ _

Table 7. Example Notebook (Covid Prediction) and Documentation Generation in Themisto

Source Code	DL-Based	Query-Based	Prompt-Based
<pre>import numpy as np import pandas as pd from sklearn.ensemble import ↳ RandomForestClassifier</pre>	Importing libraries	Pandas is for data manipulation and analysis; NumPy is a library for large, multi-dimensional arrays and matrices; Scikit-learn is a machine learning library.	This code cell is for _ ----
<pre>train = pd.read_csv("train.csv") test = pd.read_csv("test.csv") train.head()</pre>	Read the data	Read a comma-separated values (csv) file into DataFrame; Return the first 5 rows.	The table shows ___ --
<pre>train.describe()</pre>	Let's see the values	Generate descriptive statistics. Descriptive statistics include those that summarize the central tendency, dispersion and shape of a dataset's distribution, excluding NaN values.	The table shows ___ --
<pre>train["Date"] = ↳ train["Date"].apply(lambda x: ↳ x.replace("-", "")) train["Date"] = ↳ train["Date"].astype(int) train.head()</pre>	Convert all the data	Replace a specified phrase with another specified phrase	The table shows ___ --
<pre>train.isnull().sum()</pre>	Check the missing values	Detect missing values for an array-like object	The result indicates that _____
<pre>test["Date"] = ↳ test["Date"].apply(lambda x: ↳ x.replace("-", ""))</pre>	Convert all the data	Replace a specified phrase with another specified phrase	This code cell is for _ ----
<pre>x = train[['Lat', 'Long', 'Date']] y = train[['ConfirmedCases']] x_test = test[['Lat', 'Long', ↳ 'Date']]</pre>	Create the target and the test data	Select subsets of data	This code cell is for _ ----
<pre>Tree_model = ↳ RandomForestClassifier(max_depth=200, ↳ random_state=0) Tree_model.fit(x,y)</pre>	Model	A random forest is a meta estimator that fits a number of decision tree classifiers on various sub-samples of the dataset and uses averaging to improve the predictive accuracy and control over-fitting.	This code cell is for _ ----
<pre>pred = Tree_model.predict(x_test) pred = pd.DataFrame(pred) pred.columns = ↳ ["ConfirmedCases_prediction"]</pre>	Predicate to use a predicate function for tests	A random forest is a meta estimator that fits a number of decision tree classifiers on various sub-samples of the dataset and uses averaging to improve the predictive accuracy and control over-fitting.	This code cell is for _ ----

## B CODING BOOK FOR THE INTERVIEW TRANSCRIPTS

Table 8. Coding Book for the Interview Transcripts

Theme	Code
Pros of Themisto	Easy to Use Provide Inspirations Improve Content Efficiency Hybrid Approach Useful for Long Term Prefer the Plugin
Cons of Themisto	Inaccurate Not Useful
Perceptions of the Deep-Learning-Based Approach	Concise Useful Accurate Inaccurate For Own Use For Collaboration Use
Perceptions of the Query-Based Approach	Descriptive Too Long Useful Confusing Instructive
Perceptions of the Prompt-Based Approach	Tedious Easy to Use Inspiring
Future Adoption	Positive Adoption Propensity Scenarios for Future Adoption Negative Adoption Propensity
Design Improvements	More Options Generated by AI Handle Presentation and Formatting Summarize Other Information (e.g., Reasons, Summary, Errors) Customization Optimize UI Adaptive Prompts