

A Large-Scale, Automated Study of Language Surrounding Artificial Intelligence

Autumn Toney

Center for Security and Emerging Technology
Georgetown University

autumn.toney@georgetown.edu

Abstract

This work presents a large-scale analysis of artificial intelligence (AI) and machine learning (ML) references within news articles and scientific publications between 2011 and 2019. We implement word association measurements that automatically identify shifts in language co-occurring with AI/ML and quantify the strength of these word associations. Our results highlight the evolution of perceptions and definitions around AI/ML and detect emerging application areas, models, and systems (e.g., *blockchain* and *cybersecurity*). Recent small-scale, manual studies have explored AI/ML discourse within the general public, the policy-maker community, and researcher community, but are limited in their scalability and longevity. Our methods provide new views into public perceptions and subject-area expert discussions of AI/ML and greatly exceed the explanative power of prior work.

1 Introduction

You shall know a word by the company it keeps.

J. R. Firth

Referenced in a wide-range of domains, from science fiction to autonomous vehicles, artificial intelligence (AI) has gained significant attention from societies and governments worldwide. Despite its emerging prominence in the public sphere, AI still lacks a consistent, universally-accepted definition, making it a challenging subject to analyze over time [Bryson, 2019; Cave *et al.*, 2018; Chuan *et al.*, 2019; Fast and Horvitz, 2017; Krafft *et al.*, 2020; Legg and Hutter, 2007]. Recent studies conducted surveys and manual annotation tasks to understand how subject-area experts, the general population, and policy makers define and perceive AI [Fast and Horvitz, 2017; Krafft *et al.*, 2020; Cave *et al.*, 2018; Cave *et al.*, 2019; Chuan *et al.*, 2019; Russell and Norvig, 2002; Sweeney, 2003]. While these studies are a necessary preliminary step in uncovering historical and current perceptions of AI, these studies are limited in scalability and constrained to the period of time in which they were performed.

To improve on these limitations and gain new insights, we

present a large-scale, automated approach to analyze the language surrounding AI in the public sphere during any time period. Using text corpora from news articles and scientific publication abstracts, we analyze AI references in two domains: one that represents public perceptions of AI and one that represents subject-area expert applications of AI. Our analysis includes more than 170,000 AI-related news articles and 77,000 AI-related scientific publication abstracts. To the best of our knowledge, our work is the largest-scale study on AI references in the public sphere, specifically in text corpora.

Our approach uses word association structures in text corpora and measures the strength of and the shifts in word associations over time. In psycholinguistics, word association structures are often identified through human studies where participants are presented with a word (e.g., *coffee*) and respond with a word that comes to mind (e.g., *mug*). Word association structures in text corpora can be automatically identified by analyzing words that frequently co-occur within a designated proximity of each other. Thus, word association structures can be automatically derived from a text corpus, indicating the different characteristics of a word by the “company it keeps.”

We use mutual information to measure the strength of association and a normalized co-occurrence frequency value to measure the shifts in frequently co-occurring words over time. Mutual information is an indicator of words that have a high probability of exclusively co-occurring with a target word. In this way, mutual information values identify words that have an exclusive co-occurrence with a target word, as opposed to words with a general co-occurrence. For example, in news articles, we find that *robotics* has a high co-occurrence frequency with *artificial intelligence* and *machine learning* and a high mutual information value, whereas *big* has a high co-occurrence frequency but a low mutual information value. Shifts in co-occurrence frequency ranks indicate words that are emerging, decreasing in frequency, or increasing in frequency. For example, in scientific publication abstracts, we find that *convolutional* is an emerging word co-occurring with *artificial intelligence* and *machine learning*.

In the following sections, we provide a background on word association structures (Section 2), summarize related work (Section 3), describe the datasets studied in our analysis (Section 4), define our methodology (Section 5), and present and discuss our experimental results (Sections 6 and 7).

2 Background

In psychology, the law of mental association defines the phenomena of learning by contiguity, a learning process that associates a stimulus and response based on their frequency and proximity (e.g., coffee being associated with mug) [James, 1890]. Applied to linguistic theory, the law of mental association relates to language acquisition; words associated to a particular concept are stored closely in a human’s “mental lexicon” [Dobel *et al.*, 2010]. When words frequently co-occur, by some definition of proximity, their association in a mental lexicon is strengthened [Wettler and Rapp, 1993; Church and Hanks, 1990].

Word associations are dynamic, as language evolves associations will change [Nelson *et al.*, 2004]. Prior psycholinguistic studies identify word association norms across populations [Nelson *et al.*, 2004; Wettler and Rapp, 1993; Church and Hanks, 1990; Buchanan *et al.*, 2019]. These studies commonly use priming—showing a stimulus (an image or word)—and measure the speed of a response or the consistency of responses across the participants. For example, Nelson *et al.* conducted a free response survey where participants were asked to write the first word that came to mind after reading a cue word [Nelson *et al.*, 2004]. This survey was designed to capture associative knowledge and characteristics of meaning; responses were shown to be affected by culture and trends. Consistent word associations across participants indicate a common experience with words, and inconsistent word associations across participants highlight experiences that vary from the norm [Nelson *et al.*, 2004].

These human surveys are translated to automated procedures performed on text corpora, providing a scalable analysis of word associations, by defining word co-occurrences as two words appearing within a designated window size of each other [Günther *et al.*, 2016]. Window size defines a proximity constraint for word co-occurrence; for example, a window size of two considers only two words to the left and two words to the right of the target word. Wettler and Rapp find that a window size of five is optimal for large text corpora, as it does not dilute the language surrounding a target word and maintains a close enough proximity to capture true association [Wettler and Rapp, 1993].

Word co-occurrences, measured by using a specified window size, have been used in natural language processing tasks, such as generating semantic spaces [Lund and Burgess, 1996]. In practice, applying word association methods on large-scale text corpora eliminates the sample bias of participants, as participant judgements are used to measure norms. However, word association methods do not eliminate other types of biases captured in linguistic norms, though they have also proven useful in this space [Caliskan *et al.*, 2017; Bolukbasi *et al.*, 2016].

3 Related Work

Previous studies have taken various manual approaches to define AI and present public perceptions of AI. Russell and Norvig analyzed AI definitions in eight textbooks published between 1978 and 1993, and then specified four main ways AI is defined: 1) think like humans, 2) act like humans, 3)

think rationally, and 4) act rationally [Russell and Norvig, 2002]. Building on Russell and Norvig’s work, Sweeney manually categorized 996 AI-related publications cited by Russell and Norvig [Sweeney, 2003]. Sweeney found that 987 of these publications favor defining AI in terms of rational thinking and rational behavior [Sweeney, 2003].

Cave *et al.* surveyed 1,078 UK participants and collected responses from multiple choice and free response questions to learn about public perceptions of AI [Cave *et al.*, 2019]. Notably, 85% of respondents stated that they had heard of AI before, with 25% of them defining AI in terms of robots. Krafft *et al.* conducted two surveys, one with 98 participants and one with 86 participants, where the authors asked AI researchers what they consider AI systems to be and how they define AI in practice [Krafft *et al.*, 2020]. They compared the survey responses to policy definitions of AI, which they collected by manually annotating 83 policy documents from 2017 through 2019 [Krafft *et al.*, 2020]. Krafft *et al.* found that policy documents typically use “human-like” definitions of AI, whereas AI researchers define AI through technical problems and functionality [Krafft *et al.*, 2020].

Fast and Horvitz analyzed AI-related news articles from the New York Times between 1986 and 2016, approximately 3 million articles in total [Fast and Horvitz, 2017]. Any paragraph in an article that mentioned the terms *artificial intelligence*, *AI*, or *robot* was selected, reducing the data down to 8,000 paragraphs over the thirty years. The paragraphs were manually annotated by Amazon Mechanical Turkers, and the results describe trends in the public perception of AI over time. Specifically, mentions of AI have increased, the general population has become more optimistic about AI, and concerns over the loss of control of AI are increasing [Fast and Horvitz, 2017]. Chuan *et al.* sampled news articles from LexisNexis and ProQuest from five U.S. news sources (USA Today, The New York Times, Los Angeles Times, New York Post, and Washington Post) that contain the term *artificial intelligence*. Using stratified sampling, they reduced the 2,485 AI-related articles to 399 articles that are manually annotated by three graduate students. Chuan *et al.*’s study focused more on understanding the framing of AI in news articles and presented findings on the main topics, cited sources, and sentiment in their subset of AI-related news articles. They found that AI was mainly discussed in *Business and Economy* and *Science and Technology* article topics and that AI ethics is increasingly discussed [Chuan *et al.*, 2019].

4 Datasets

We study two large-scale datasets to generate subsets of AI/ML text data: 1) **AI/ML NEWS**, 170,858 news articles from the LexisNexis database [LexisNexis, 2020] and 2) **AI/ML ABSTRACTS**, 77,880 scientific publication abstracts from the Microsoft Academic Graph [Sinha *et al.*, 2015]. We categorize an article or abstract as AI/ML if it contains the terms *artificial intelligence* or *machine learning* at least once, using Bryson’s description of important terms for understanding AI [Bryson, 2019]. For both news articles and scientific publication abstracts, we normalize the text by setting all words to lower case and removing symbols, digits, URLs,

email addresses, phone numbers, and punctuation except for apostrophes. Additionally, we remove all stop words using NLTK’s English set of stop words.¹

LexisNexis Database: The LexisNexis database contains news article texts that were published between 2011 and 2020. We analyze English-language articles from 2011, 2015, and 2019 that were published by sources of good editorial quality. LexisNexis generates source editorial rankings for news articles on a rank scale is from 1 to 5, with 1 being high quality (e.g., The New York Times) and 5 being low quality (e.g., message boards). We select news articles that have an editorial rank of 1, 2, or 3, which includes international, national, business, regional, industry, and government news sources. We use the duplicate ID assigned by LexisNexis to de-duplicate the articles. The 170,858 news articles in AI/ML NEWS is comprised of these filtered and de-duplicated documents.

Table 1 provides details for each year’s subset of AI/ML NEWS. Over time, the number of documents, tokens (unique vocabulary words), and sources significantly increase. Figure 1 displays the counts of *artificial intelligence* and *machine learning* mentions in AI/ML NEWS. Mentions of artificial intelligence are more frequent than mentions of machine learning over the entire period of study; there are 2,446 AI mentions and 554 ML mentions in 2011 and 187,066 AI mentions and 103,175 ML mentions in 2019.

Year	Num. of Documents	Avg. Word Count	Num. of Tokens	Num. of Sources
2011	2,143	1,270	76,182	451
2015	10,345	1,078	163,604	932
2019	158,370	1,290	1,021,275	3,042

Table 1: Details of the AI/ML NEWS corpus

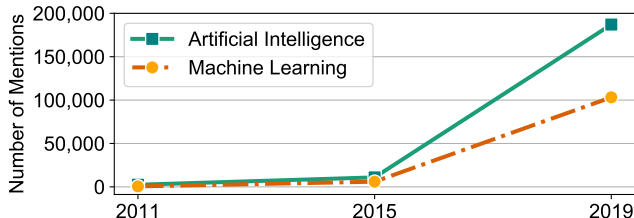


Figure 1: Term counts for *artificial intelligence* and *machine learning* respectively in AI/ML NEWS over time

Microsoft Academic Graph: Microsoft Academic Graph (MAG) contains scientific research publication documents from eight categories: Book, Book Chapter, Conference, Dataset, Journal, Patent, Repository, and Thesis [Sinha *et al.*, 2015]. We use a subset of MAG documents from 2011, 2015, and 2019 that contain an abstract in their publication record.

Table 2 provides details for each year’s subset of AI/ML ABSTRACTS. There are comparatively fewer words per text instance and fewer documents in AI/ML ABSTRACTS than in AI/ML NEWS. Figure 2 displays the counts of *artificial intelligence* and *machine learning* mentions in

AI/ML ABSTRACTS. Mentions of machine learning are more frequent than mentions of artificial intelligence over the entire period of study, the opposite of AI/ML mentions in AI/ML NEWS. In 2011, there are 6,210 ML mentions and 3,012 AI mentions, and in 2019, there are 59,006 ML mentions and 22,414 AI mentions.

Year	Num. of Documents	Avg. Word Count	Num. of Tokens
2011	7,693	180	48,449
2015	13,432	187	69,624
2019	56,755	182	158,097

Table 2: Details of the AI/ML ABSTRACTS corpus

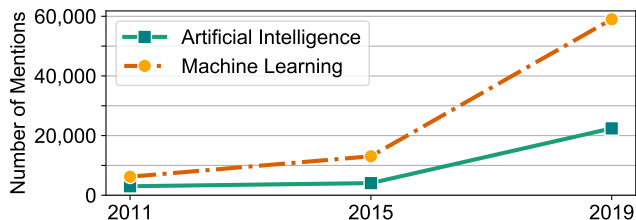


Figure 2: Term counts for *artificial intelligence* and *machine learning* respectively in AI/ML ABSTRACTS over time

5 Methodology

We use two word association measurements to provide a comprehensive understanding of how words co-occurring with *artificial intelligence* and *machine learning* change over time: mutual information and normalized co-occurrence rank. Both measurements rely on a definition of co-occurrence, thus we define co-occurrence as a word co-occurring within a window size of the terms *artificial intelligence* and *machine learning*. Since AI and ML are two-word terms, we consider words to the left of *artificial/machine* and words to the right of *intelligence/learning* within the defined window size. We account for edge cases in selecting co-occurring words, such as *artificial intelligence* or *machine learning* ending a document. Figure 3 demonstrates term co-occurrences within a five-word window under various text positions.

5.1 Mutual Information

We define mutual information between two words according to Church and Hanks [Church and Hanks, 1990]. Given two words, w_1 and w_2 , their mutual information $I(w_1, w_2)$ is defined as:

$$I(w_1, w_2) = \log_2 \frac{\Pr[W_1 = w_1, W_2 = w_2]}{\Pr[W_1 = w_1] \Pr[W_2 = w_2]} \quad (1)$$

$\Pr[W = w]$ is the probability that a word drawn at random from a document in the text corpus is equal to w . Specifically, $\Pr[W = w] = \frac{w_{count}}{total_{count}}$, where w_{count} is the number of times that w appears in the document and $total_{count}$ is the number of words in the document. $\Pr[W_1 = w_1, W_2 = w_2]$ is the joint probability that the two words co-occur (within a window size) in a text corpus, indicating association. If two words frequently co-occur in text, $\Pr[W_1 = w_1, W_2 =$

¹<https://www.nltk.org/>

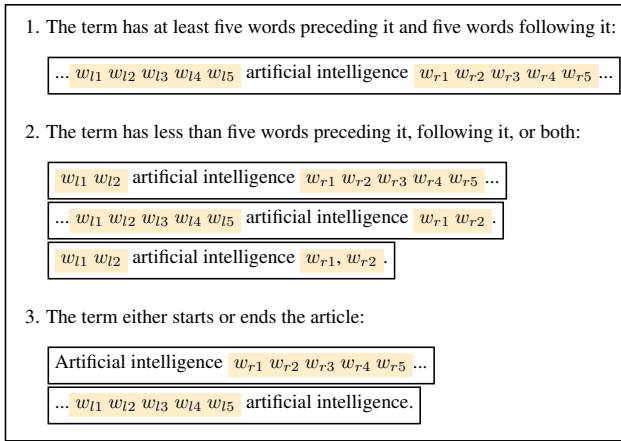


Figure 3: Examples of co-occurring words within a designated window size of five to *artificial intelligence* (AI). The yellow highlight indicates words considered to be co-occurring with AI.

w_2] will be a larger value than if they infrequently co-occur; thus, a stronger association between two words (frequent co-occurrences) results in a larger value for $I(w_1, w_2)$. In this way, mutual information quantifies the *strength of association* between word co-occurrences and provides a metric that can be compared over time.

5.2 Normalized Co-occurrence Rank

In order to identify words that emerge or are increasing or decreasing in their frequency of co-occurrence over time, we define a normalized co-occurrence rank value. Normalization is necessary for frequency rank comparisons over time, since there is a significant increase of tokens from year to year in both AI/ML NEWS and AI/ML ABSTRACTS (see Table 1 and 2). We identify the set of co-occurring words within the designated window size and count their frequency of co-occurrence with either term (*artificial intelligence* or *machine learning*) in a given year. We sort the co-occurring frequency word set in descending order of frequency. This ordering assigns a rank value to each word, with the most frequently co-occurring word at rank 1. We compute the normalized rank by dividing the assigned ranks by the total number of words in the co-occurring frequency word set in a given year. For a word w and a year y , where $rank_w$ is the assigned rank of the word w and $total_y$ is the number of words in the year’s co-occurring frequency word set, the normalized rank $N(w, y)$ is defined as:

$$N(w, y) = \frac{rank_w}{total_y} \quad (2)$$

We compute the normalized ranks of co-occurring words for each year (2011, 2015, and 2019), rounding the normalized ranks to the nearest 0.05 to smooth the results. Then we compute the standard deviation (σ) of normalized ranks for each word over the three years. Words with lower σ values shift minimally from year to year, indicating words that maintain their co-occurrence frequency over time. Words with higher σ values shift maximally from year to year, indicating words that emerge or have a downward or upward co-

occurrence frequency trend over time. In this way, normalized co-occurrence rank identifies the *shift of language* over time.

6 Experiments and Results

Our first step in experimentation is to compute the word co-occurrence frequencies, using a window size of five as recommended by Wettler and Rapp [Wettler and Rapp, 1993], for each year respectively. We also tested windows with sizes three and eight in our experiments, but found that the results vary minimally, thus we present the results for window size of five (see Supplementary Materials for details). The computed word co-occurrence frequencies provides us with the necessary data to apply our word association measurements.

For each year’s results, we sort the words by descending order of their frequency. Table 3a and 3b display the top 15 most frequently co-occurring words with AI/ML over time in AI/ML NEWS and AI/ML ABSTRACTS respectively. We find that AI/ML ABSTRACTS have a more consistent set of top 15 co-occurring words over time, with minimal words being introduced or being dropped in each year, compared to the top 15 co-occurring words in AI/ML NEWS. In AI/ML NEWS, four out of the 15 words consistently appear, such as *technology* and *data*. In AI/ML ABSTRACTS, 10 out of the 15 words consistently appear, such as *techniques* and *algorithms*. We find that *data* and *using* appear in both AI/ML NEWS and AI/ML ABSTRACTS for all three years.

6.1 Mutual Information: Strength of Association

We measure the strength of association for words co-occurring with *artificial intelligence* and *machine learning* using mutual information (described in Section 3.2). We compute mutual information for words that have a relative frequency of at least 0.1% for each year respectively to limit our analysis to popular words. Table 4 presents mutual information (MI) and relative frequency (Frq) for the top five co-occurring words with the highest mutual information value over time in AI/ML NEWS and AI/ML ABSTRACTS.

AI/ML NEWS: We find that *ai*, *algorithms*, and *robotics* consistently appear in the top five words with highest MI values, indicating that these words have a consistent and strong association to the terms *artificial intelligence* and *machine learning* in news articles. Interestingly, *siri* and *azure* appear in Table 3a, highlighting that these systems are disproportionately represented in the context of AI/ML in the news article corpus. Other words with high mutual information to *artificial intelligence* and *machine learning* change from year to year, with words like *mit* and *stanford* dropping in mutual information from the 2011 results to the 2019 results and words like *blockchain* and *cybersecurity* appearing first in the 2019 results.

AI/ML ABSTRACTS: We find that *ai*, *classifiers*, and *supervised* consistently appear in the top five words with highest mutual information values, indicating that these words have a strong association to the terms *artificial intelligence* and *machine learning* in AI/ML ABSTRACTS. The words *uci* and *repository* reference the UCI Machine Learning Repository, a data repository which currently warehouses 559

2011 | computer, **technology**, **ai**, science, software, research, **data**, techniques, **using**, uses, use, algorithms, robotics, said

2015 | **data**, **technology**, **ai**, analytics, big, new, **using**, computer, technologies, science, research, said, algorithms, robotics, also, human

2019 | **ai**, **data**, **technology**, technologies, intelligence, analytics, artificial, **using**, new, use, big, digital, learning, company, internet

(a) AI/ML NEWS

2011 | **techniques**, **data**, **methods**, **based**, **using**, **algorithms**, **used**, **method**, paper, **learning**, approach, **system**, research, mining, classification

2015 | **data**, **techniques**, **algorithms**, **using**, **methods**, **based**, **used**, approach, algorithm, **method**, classification, paper, **learning**, model, **system**

2019 | **data**, **using**, **based**, model, **method**, **algorithms**, **techniques**, **learning**, **methods**, models, **used**, algorithm, ai, **system**, field, ml

(b) AI/ML ABSTRACTS

Table 3: Timelines of top 15 most frequently co-occurring words with “artificial intelligence” or “machine learning” within a window size of 5 in AI/ML NEWS and AI/ML ABSTRACTS. Words bolded in blue appear in all three years for each dataset respectively.

	2011			2015			2019		
	Word	MI	Frq	Word	MI	Frq	Word	MI	Frq
AI/ML NEWS	mit’s	13.6	0.001	ai	11.7	0.007	ai	10.9	0.02
	robotics	12.9	0.004	algorithms	11.6	0.004	algorithms	10.6	0.003
	algorithms	12.5	0.004	robotics	11.5	0.004	robotics	10.5	0.004
	siri	12.1	0.002	azure	10.8	0.001	artificial	9.8	0.007
	ai	11.9	0.006	predictive	10.6	0.002	augmented	9.8	0.001
AI/ML ABSTRACTS	uci	12.6	0.002	uci	12.5	0.002	ai	10.3	0.007
	supervised	10.8	0.002	supervised	10.9	0.003	supervised	9.7	0.002
	ai	10.7	0.005	repository	10.7	0.002	classifiers	9.1	0.001
	repository	10.3	0.002	ai	10.4	0.003	unsupervised	8.9	0.001
	classifiers	9.8	0.001	classifiers	9.9	0.002	algorithms	8.9	0.009

Table 4: Top five words with the highest mutual information to AI/ML over three years for AI/ML NEWS and AI/ML ABSTRACTS.

datasets for machine learning.² None of the words that appear in Table 3b consistently over time appear in the Table 4 consistently over time. While *algorithms* appear in 2019 in Table 4, the rest of the words that have the highest co-occurrence frequency with *artificial intelligence* and *machine learning* are not distinctly unique to AI/ML. In general, words with high mutual information to *artificial intelligence* and *machine learning* remain consistent over time; however, few words have increasing mutual information, like *deep* and *big*.

6.2 Normalized Co-occurrence Rank: Language Shifts Over Time

We measure the shift of words co-occurring with AI/ML by computing the standard deviation of the normalized co-occurrence ranks for words with frequencies in the top 1% of AI/ML NEWS and AI/ML ABSTRACTS for at least one year. This measurement produces 921 results for AI/ML NEWS and 457 results for AI/ML ABSTRACTS. Standard deviation values fall between 0 (no variation) and 0.47 (maximum variation) using this 1% frequency threshold. Table 5 displays results for the standard deviation values of 0, 0.05-0.1, 0.1-0.4, and 0.4-0.47 (limited to 20 words per bin) to showcase words with the least and the most variance over time (see Supplementary Materials for full results). For the words with fluctuating co-occurrence ranks, we examine the direction of their shift (decreasing in rank or increasing in rank), and if

a word is not observed in 2011 but is observed in 2015 and 2019, we consider the word to be emerging.

AI/ML NEWS: Of the 921 resulting words from AI/ML NEWS, 17% of words have σ values in (0, 0.1], such as *robotics* and *software*, indicating a consistent co-occurrence frequency with AI/ML. Only two words (*siri* and *laboratory*) have downward trending co-occurrence ranks. Both words lose popularity from 2011 to 2015, but stay consistent from 2015 to 2019. The remaining words, such as *ethical* and *quantum*, have an upward trend in co-occurrence ranks. Emerging words, such as *blockchain* and *cybersecurity*, signal new application areas, systems, and products that are integrating AI/ML. Words with minimal increasing ranks not displayed in Table 5 include company names and systems (e.g., *ibm*, *watson*, *google*, *siri*, and *mit*) and application areas (e.g., *biotechnology*, *military*, and *manufacturing*).

AI/ML ABSTRACTS: Of the 457 resulting words from AI/ML ABSTRACTS, 70% of words have σ values in (0, 0.1], such as *theory* and *statistical*, indicating a consistent co-occurrence frequency with AI/ML. Three words are labeled as emerging (*convolutional*, *discloses*, and *iot*) and seven words (*retrieval*, *reasoning*, *genetic*, *web*, *fuzzy*, *cognitive*, and *logic*) have minimally decreasing co-occurrence ranks. Words with increasing co-occurrence ranks signal new models, systems, and techniques (e.g., *adversarial*, *quantum*, and *unmanned*).

²<https://archive.ics.uci.edu/ml/index.php>

Rate of Change	AI/ML NEWS	AI/ML ABSTRACTS
No shift $\sigma = 0$	advanced, algorithms, computer, data, human, information, institute, language, mining, processing, research, researchers, robotics, science, software, system, techniques, technologies, university, use	analysis, classification, computational, data, engineering, information, methods, mining, model, network, neural, processing, recognition, repository, researchers, statistical, svm, technique, theory, used
Minimal increase $\sigma \in [0.05, 0.1)$	apps, capability, chips, competitive, cutting-edge, economic, education, government, investment, marketing, modern, monitoring, navigation, operational, quantum, revolution, risk, state-of-the-art, sensing, surveillance	adversarial, analytics, apparatus, deep, equipment, obtaining, operation, quantum, rapid, relates, storage, things, utility, vehicle, voice
Significant increase $\sigma \in [0.1, 0.4)$	cloud-based, defense, demand, drone, ethical, facebook, forecast, microsoft, nlp, novel, patent, policy, privacy, processors, rapid, saas, smartphones, stock, tesla, transforming	big, medium, terminal, unmanned
Maximum increase $\sigma \in [0.4, 0.47]$	apis, amazon, azure, bitcoin, blockchain, chatbots, commerce, cybersecurity, data-enabled, disruptive, ethereum, facial, flashstack, fintech, genomic, iot, newswire, selfdriving, semiconductor, startups	convolutional, discloses, iot

Table 5: Words (listed alphabetically) from AI/ML NEWS and AI/ML ABSTRACTS within binned normalized rank standard deviations. All words with $\sigma \in [0.4, 0.47]$ emerge in the 2015 subset of AI/ML NEWS/AI/ML ABSTRACTS (*flashstack* emerges in the 2019 subset).

7 Discussion

Generally, we find that the language surrounding AI/ML in news articles changes much more than in scientific publication abstracts. By measuring the strength of word associations and shifts in language over time, we find more consistent language use in AI/ML ABSTRACTS than in AI/ML NEWS (displayed in Table 4 and 5). While frequently co-occurring words in AI/ML ABSTRACTS change minimally, frequently co-occurring words in AI/ML NEWS shift from words such as *software* and *research* to words like *analytics* and *digital*.

Our word association measurements provide insight into words that have a consistent, strong association to *artificial intelligence* and *machine learning*, as well words that have a shifting strength of association. Comparing mutual information values over time, we highlight words with strong associations to AI/ML over all three years. For example, in AI/ML NEWS, *robotics* and *robots* have consistently high mutual information values, aligning with Cave et al.’s finding that many adults define AI in relation to robots. Words with consistently high mutual information values in AI/ML ABSTRACTS identify commonly used models and fundamental components of AI/ML, such as *supervised repository*, and *mining*. Mutual information results from AI/ML ABSTRACTS align with Krafft et al.’s finding that most AI researchers define AI in terms of its capabilities and applications in technical problems [Krafft et al., 2020].

Computing the standard deviation of normalized co-occurrence ranks, we highlight words that are consistent, shifting (including the shift’s direction), and emerging in text. In AI/ML NEWS, emerging words signal new application areas (e.g., *blockchain* and *bitcoin*) and words increasing in rank signal booming application areas or improved products (e.g., *smartphones* and *chatbots*). Notably, in AI/ML NEWS, *ethical* emerges in 2015, an appearance consistent with reports on increasing concerns in policy and society surround-

ing the ethical implications of AI models [Fast and Horvitz, 2017; Cave et al., 2019; Chuan et al., 2019]. In AI/ML ABSTRACTS, emerging words (e.g., *convolutional*) highlight emerging models in AI/ML, while words increasing in rank (e.g., *quantum*) highlight growing AI/ML application areas.

These comprehensive results indicate how culture and trends affect how AI/ML are perceived, applied, and defined in the context of news articles and scientific publication abstracts. We are able to identify words that are consistent over time (e.g., *algorithms*, *computers* and *data*), thereby demonstrating word association norms. We can also identify emerging words—specifically companies, products, systems, models, and technologies that have strong associations to AI/ML (e.g., *facebook*, *quantum*, and *semi-conductor*)—providing insight into the evolution of AI.

8 Conclusion

Artificial intelligence is challenging to study, as it is an emerging and rapidly evolving technology that is actively integrated into various domains. Our work implements an automated analytical approach to study the language surrounding AI/ML over time in order to highlight consistent, shifting, and emerging language. We use two large-scale datasets from news articles and scientific research publications, applying our approach in a domain reflecting public perception and a domain reflecting subject-area applications. Capturing word association norms with AI/ML (e.g., *robotics* and *algorithms*), as well as emerging word associations (e.g., *ethical* and *cybersecurity*), our results not only align with prior manual research and surveys but also provide new insights into public perceptions and subject-area discussions of AI.

Interesting extensions of our analysis would be to use text corpora from different domains, such as social media text and policy documents as well as text in non-English languages, to provide a global perspective of AI.

References

- [Bolukbasi *et al.*, 2016] Tolga Bolukbasi, Kai-Wei Chang, James Y Zou, Venkatesh Saligrama, and Adam T Kalai. Man is to computer programmer as woman is to homemaker? debiasing word embeddings. *Advances in neural information processing systems*, 29:4349–4357, 2016.
- [Bryson, 2019] Joanna J Bryson. The past decade and future of ai’s impact on society. *Towards a new enlightenment: A transcendent decade. Madrid: Turner-BVVA*, 2019.
- [Buchanan *et al.*, 2019] Erin M Buchanan, Kathrene D Valentine, and Nicholas P Maxwell. English semantic feature production norms: An extended database of 4436 concepts. *Behavior research methods*, 51(4):1849–1863, 2019.
- [Caliskan *et al.*, 2017] Aylin Caliskan, Joanna J Bryson, and Arvind Narayanan. Semantics derived automatically from language corpora contain human-like biases. *Science*, 356(6334):183–186, 2017.
- [Cave *et al.*, 2018] Stephen Cave, Claire Craig, Kanta Dihal, Sarah Dillon, Jessica Montgomery, Bethany Singler, and Lindsay Taylor. Portrayals and perceptions of ai and why they matter. 2018.
- [Cave *et al.*, 2019] Stephen Cave, Kate Coughlan, and Kanta Dihal. ” scary robots” examining public responses to ai. In *Proceedings of the 2019 AAAI/ACM Conference on AI, Ethics, and Society*, pages 331–337, 2019.
- [Chuan *et al.*, 2019] Ching-Hua Chuan, Wan-Hsiu Sunny Tsai, and Su Yeon Cho. Framing artificial intelligence in american newspapers. In *Proceedings of the 2019 AAAI/ACM Conference on AI, Ethics, and Society*, pages 339–344, 2019.
- [Church and Hanks, 1990] Kenneth Church and Patrick Hanks. Word association norms, mutual information, and lexicography. *Computational linguistics*, 16(1):22–29, 1990.
- [Dobel *et al.*, 2010] Christian Dobel, Markus Junghöfer, Caterina Breitenstein, Benedikt Klauke, Stefan Knecht, Christo Pantev, and Pienie Zwitserlood. New names for known things: on the association of novel word forms with existing semantic information. *Journal of Cognitive Neuroscience*, 22(6):1251–1261, 2010.
- [Fast and Horvitz, 2017] Ethan Fast and Eric Horvitz. Long-term trends in the public perception of artificial intelligence. In *Proceedings of the Thirty-First AAAI Conference on Artificial Intelligence, AAAI’17*, page 963–969. AAAI Press, 2017.
- [Günther *et al.*, 2016] Fritz Günther, Carolin Dudschig, and Barbara Kaup. Predicting lexical priming effects from distributional semantic similarities: A replication with extension. *Frontiers in psychology*, 7:1646, 2016.
- [James, 1890] William James. *The principles of psychology*. Dover Publications, 1890.
- [Krafft *et al.*, 2020] PM Krafft, Meg Young, Michael Katell, Karen Huang, and Ghislain Bugingo. Defining ai in policy versus practice. In *Proceedings of the AAAI/ACM Conference on AI, Ethics, and Society*, pages 72–78, 2020.
- [Legg and Hutter, 2007] Shane Legg and Marcus Hutter. Universal intelligence: A definition of machine intelligence. *Minds and machines*, 17(4):391–444, 2007.
- [LexisNexis, 2020] LexisNexis. Nexis metabase. <https://www.lexisnexis.com/en-us/products/metabase.page>, 2020.
- [Lund and Burgess, 1996] Kevin Lund and Curt Burgess. Producing high-dimensional semantic spaces from lexical co-occurrence. *Behavior research methods, instruments, & computers*, 28(2):203–208, 1996.
- [Nelson *et al.*, 2004] Douglas L Nelson, Cathy L McEvoy, and Thomas A Schreiber. The university of south florida free association, rhyme, and word fragment norms. *Behavior Research Methods, Instruments, & Computers*, 36(3):402–407, 2004.
- [Russell and Norvig, 2002] Stuart Russell and Peter Norvig. *Artificial intelligence: a modern approach*. 2002.
- [Sinha *et al.*, 2015] Arnab Sinha, Zhihong Shen, Yang Song, Hao Ma, Darrin Eide, Bo-June Hsu, and Kuansan Wang. An overview of microsoft academic service (mas) and applications. In *Proceedings of the 24th international conference on world wide web*, pages 243–246, 2015.
- [Sweeney, 2003] Latanya Sweeney. That’s ai?: a history and critique of the field. 2003.
- [Wettler and Rapp, 1993] Manfred Wettler and Reinhard Rapp. Computation of word associations based on co-occurrences of words in large corpora. 1993.