

Two-way kernel matrix puncturing: towards resource-efficient PCA and spectral clustering

Romain Couillet^{1,2} Florent Chatelain¹ Nicolas Le Bihan¹

Abstract

The article introduces an elementary cost and storage reduction method for spectral clustering and principal component analysis. The method consists in randomly “puncturing” both the data matrix $X \in \mathbb{C}^{p \times n}$ (or $\mathbb{R}^{p \times n}$) and its corresponding kernel (Gram) matrix K through Bernoulli masks: $S \in \{0, 1\}^{p \times n}$ for X and $B \in \{0, 1\}^{n \times n}$ for K . The resulting “two-way punctured” kernel is thus given by $K = \frac{1}{p}[(X \odot S)^H(X \odot S)] \odot B$. We demonstrate that, for X composed of independent columns drawn from a Gaussian mixture model, as $n, p \rightarrow \infty$ with $p/n \rightarrow c_0 \in (0, \infty)$, the spectral behavior of K – its limiting eigenvalue distribution, as well as its isolated eigenvalues and eigenvectors – is fully tractable and exhibits a series of counter-intuitive phenomena. We notably prove, and empirically confirm on GAN-generated image databases, that it is possible to drastically puncture the data, thereby providing possibly huge computational and storage gains, for a virtually constant (clustering of PCA) performance. This preliminary study opens as such the path towards rethinking, from a large dimensional standpoint, computational and storage costs in elementary machine learning models.

1. Introduction

The ever-increasing tremendous amounts of data that machine learning algorithms now need to face start to tip the scale towards a major computational and storage resource bottleneck. In such fields as astrophysics with the recent SKA radiotelescope or Internet data mining, the collected data are simply too large to be stored and must therefore

be processed in real-time before being discarded altogether. In parallel, even if those data could be stored, algorithm complexities beyond linear can in general not be afforded. This is already a problem for as elementary methods as principal component analysis (PCA) or spectral clustering – both related to Gram matrix eigenvector retrieval.

Evidently, numerous works have proposed various directions of cost-efficient methods for PCA and spectral clustering. For instance, the line of works (Johnstone & Lu, 2009; Cai et al., 2013; Deshpande & Montanari, 2014) provides a series of *sparse PCA* methods by assuming that the principal components are sparse: the main gain arises from automatically selecting the reduced set of covariates having largest amplitude. More recently, inspired by statistical physics, (Zhong et al., 2020) proposes an *empirical Bayes* version of PCA, by setting a product non-Gaussian measure prior on the principal components: (Zhong et al., 2020) in particular demonstrates (in simulation) a thousand-fold reduction in the number of data necessary to maintain equal performance with respect to standard PCA. Yet, the most popular method to handle large dimensional PCA falls into the realm of *dimensionality reduction* and *random projections* (Freund et al., 2007) which, one way or another, also requires prior knowledge on the sought-for principal components to avoid dramatic performance losses. Similar ideas have been devised for spectral clustering, such as hierarchical clustering (Murtagh & Contreras, 2012).

But these works all exploit strong structural prior on the data (e.g., a prior on principal components) to reduce the effective data dimension, and in general only operate on one dimension – either the data size or number.

As for mitigating storage constraints, clustering can be performed in a streaming manner, as proposed in (Keriven et al., 2018) by means of a *data sketching* approach. This approach however loses much discriminating power in not effectively “comparing” all raw data and thus fails to compete against spectral methods. Stochastic gradient descent in deep neural networks also performs clustering in a non-spectral manner by “streaming” in small data batches (Bottou, 1991), but these algorithms only converge after multiple epochs, meaning that the data must be stored for later reuse. More

^{*}Equal contribution ¹GIPSA-lab, CNRS, Grenoble-INP, University Grenoble-Alps ²CentraleSupélec, University Paris Saclay. Correspondence to: Romain Couillet <romain.couillet@gipsa-lab.grenoble-inp.fr>, Florent Chatelain <florent.chatelain@gipsa-lab.grenoble-inp.fr>, Nicolas Le Bihan <nicolas.lebihan@gipsa-lab.grenoble-inp.fr>.

conventionally, the addition of new data inducing a rank-1 perturbation of the sample covariance, iterative perturbation methods based on the Sherman-Morrison formula can be exploited (Engel et al., 2004), however here again at the cost of full data storage.

To cope with these limitations, the present article introduces a new random data sparsification method which trades off storage and computational cost reduction against performance. The proposed *two-way puncturing* approach consists in random Bernoulli deletions of entries (i) of the data matrix $X = [x_1, \dots, x_n] \in \mathbb{C}^{p \times n}$ (the indices of non-zero entries differing across data) and (ii) of the Gram (sample covariance $\frac{1}{n}XX^H$ or kernel $\frac{1}{p}X^HX$) matrix, generically resulting in the kernel matrix model

$$K = \left\{ \frac{1}{p}(X \odot S)^H(X \odot S) \right\} \odot B \in \mathbb{C}^{n \times n} \quad (1)$$

for random independent Bernoulli $S \in \{0, 1\}^{p \times n}$ and (symmetric) $B \in \{0, 1\}^{n \times n}$, with respective parameters ε_S and $\varepsilon_B \in (0, 1]$. Small values of ε_S reduce the storage size of X and the cost of the inner-product evaluation $x_i^H x_j$, while small values of ε_B reduce the number of inner-product calculus in K and the subsequent processing of the sparsified matrix K . A random matrix analysis, which follows after (Zarrouk et al., 2020) (restricted to $S = 1_p 1_n^T$ and a simpler model for X), reveals that, contrary to intuition, this procedure in general *does not affect the structure* of the estimated eigenvectors (thus principal components in PCA or data classes in clustering). More surprisingly, the analysis also demonstrates that there exist well-defined regimes – in terms of the ratio p/n , as well as of the puncturing intensities ε_S and ε_B – for which the *PCA performance is virtually not altered*.

Our main contributions may be summarized as follows:

1. for data x_i arising from a Gaussian mixture model $\sum_{\ell=1}^k \pi_\ell \mathcal{N}(\mu_\ell, I_n)$ (resp., a Gaussian measure $\mathcal{N}(0, C)$ with $C = I_p + R$ and R of low rank), we show that K has a limiting eigenvalue distribution following a variation of the popular Marčenko-Pastur and semi-circle laws; upon conditions on the eigenvalues of the matrix $\{\sqrt{\pi_i \pi_j} \mu_i^T \mu_j\}_{i,j=1}^k$ (resp., of the matrix R), a phase transition phenomenon occurs beyond which some eigenvalues of K isolate, and their associated eigenvectors correlate to the population eigenvectors;
2. the quantities p/n , ε_S , and ε_B modulate the storage-and-computational cost versus (PCA or spectral clustering) performance trade-off; in particular, for small $\varepsilon_S, \varepsilon_B$, the performance only depends on $\varepsilon_S^2 \varepsilon_B \frac{p}{n}$;
3. for small p/n ratios (i.e., for huge amounts of data), the performance of PCA and spectral clustering *plateaus*

for a large range of values of ε_B (with ε_S fixed), before suffering a sharp avalanche phenomenon for ε_B below a certain threshold: this in particular indicates that *severe puncturing (and thus complexity and storage reduction) almost comes for free* in this regime;

4. simulations on classes of BigGAN generated images qualitatively (and partially quantitatively) confirm our theoretical findings, justifying in particular the possibility to drastically reduce computational cost with virtually no impairment on classification performance.

Supplementary material. All proofs of our main results, along with Python codes to reproduce our simulations, are deferred to the supplementary material.

2. The two-way puncturing model

Before relating our study to principal component analysis and spectral clustering, we first formalize the model under study in a generic (and thus abstract) manner.

2.1. Abstract model

Let $X \in \mathbb{C}^{p \times n}$ be a random matrix satisfying the following assumptions.¹

Assumption 1 (Data model).

$$X = Z + P$$

in which $Z_{ij} \sim \mathcal{CN}(0, 1)$ are independent, and $P \in \mathbb{C}^{p \times n}$ is a rank- k matrix for some integer k .

Also define the binary *puncturing* matrices $S \in \{0, 1\}^{p \times n}$ and $B \in \{0, 1\}^{n \times n}$ as follows.

Assumption 2 (Puncturing matrices). *The conditions below hold:*

- $S_{ij} \in \{0, 1\}$ is a Bernoulli random variable with mean ε_S , independent across i, j ;
- $B_{ij} = B_{ji} \in \{0, 1\}$ is another Bernoulli random variable with mean ε_B , independent across $i > j$;
- $B_{ii} = b \in \{0, 1\}$ is deterministic and fixed.

Besides, matrices S , B , and X are mutually independent.

Our objective is to study the spectral properties of the random matrix model (1). Specifically, we determine the limiting spectrum as well as the existence and characterization of isolated eigenvalues (i.e., away from the limiting spectrum and referred to as *spikes*) and their associated eigenvectors, in the limit of large p, n . To this end, the following growth rate assumptions are requested.

¹All results are provided in \mathbb{C} but are equally valid in \mathbb{R} .

Assumption 3 (Large p, n asymptotics). As $n \rightarrow \infty$,

$$p/n \rightarrow c_0 \in (0, \infty)$$

and there exists a decomposition $P = LV^H$ of P with $V \in \mathbb{C}^{n \times k}$ isometric (i.e., $V^H V = I_k$) and

$$\frac{1}{n} L^H L \rightarrow \mathcal{L}$$

for some deterministic matrix $\mathcal{L} \in \mathbb{C}^{k \times k}$. In particular, the eigenvalues of \mathcal{L} are the limiting k non-trivial eigenvalues of $\frac{1}{n} P^H P$. Besides,

$$\limsup_n \max_{\substack{1 \leq i \leq n \\ 1 \leq j \leq k}} \{\sqrt{n} V_{ij}^2\} = 0.$$

The condition $p/n \rightarrow c_0 \in (0, \infty)$ translates the practical fact that both the dimension and number of data are large and commensurable. The convergence $(1/n)L^H L \rightarrow \mathcal{L}$ with $P = LV^H$ is merely technical: the decomposition $P = LV^H$ can always be ensured by singular value decomposition, and the convergence to \mathcal{L} is mostly for technical convenience. In effect, the only stringent condition is that $\limsup_n \max_{i,j} \sqrt{n} V_{ij}^2 = 0$: while naturally satisfied for spectral clustering (the V_{ij} 's are the normalized binary class indicators), for PCA, this demands that the principal components be *delocalized*, i.e., not sparse.

2.2. PCA and spectral clustering

The model (1) specializes to principal component analysis and spectral clustering.

Spectral clustering. Letting $P = MJ^T$, where $M = [\mu_1, \dots, \mu_k] \in \mathbb{C}^{p \times k}$ and $J = [j_1, \dots, j_k] \in \{0, 1\}^{n \times k}$ with $[j_\ell]_i = \delta_{\{\mathbb{E}[x_i] = \mu_\ell\}}$ for some n_1, \dots, n_k , X models a k -class Gaussian mixture model with $x_i \sim \sum_{a=1}^k \pi_a \mathcal{CN}(\mu_a, I_p)$ and $n_a/n \rightarrow \pi_a$ almost surely as $n \rightarrow \infty$. Further assuming that

$$n_\ell/n \rightarrow \pi_\ell = [\pi]_\ell \in (0, \infty)$$

$$\mathcal{D}_\pi^{\frac{1}{2}} M^H M \mathcal{D}_\pi^{\frac{1}{2}} \rightarrow \mathcal{M}$$

where $\mathcal{D}_\pi = \text{diag}(\{\pi_i\}_{i=1}^k)$, we get that $P = (M \mathcal{D}_\pi^{\frac{1}{2}})(J \mathcal{D}_\pi^{-\frac{1}{2}})^H$ with $D_n = \text{diag}(\{n_i\}_{i=1}^k)$, for which

$$(J \mathcal{D}_n^{-\frac{1}{2}})^T (J \mathcal{D}_n^{-\frac{1}{2}}) = I_k, \quad \frac{1}{n} (M \mathcal{D}_n^{\frac{1}{2}})^H (M \mathcal{D}_n^{\frac{1}{2}}) \rightarrow \mathcal{M}$$

thereby satisfying Assumptions 1–3, for $\mathcal{L} = \mathcal{M}$. Under this setting, $\frac{1}{p} X^H X$ is (the elementary version of) a kernel random matrix used in machine learning as the base ingredient for kernel-based classification methods. In particular, the eigenvectors associated with the dominant eigenvalues of $\frac{1}{p} X^H X$ are the base elements of the popular (*kernel*) *spectral clustering* algorithm (Von Luxburg, 2007).

Principal component analysis. Letting instead $P = \tilde{Z} A^H$ with $A \in \mathbb{C}^{n \times k}$ deterministic and $\tilde{Z} \in \mathbb{C}^{p \times k}$ random with i.i.d. $\mathcal{CN}(0, 1)$ entries, independent of Z , we get

$$X^H = \begin{bmatrix} I_n & A \end{bmatrix} \begin{bmatrix} Z^H \\ \tilde{Z}^H \end{bmatrix}$$

which is a matrix with $\mathcal{CN}(0, I_n + A A^H)$ independent columns, so that $\frac{1}{p} X^H X$ is a sample covariance matrix for the p rows² of X of dimension n ; the dominant eigenvectors of $\frac{1}{p} X^H X$ are therefore the principal components of the popular *principal component analysis* method. Further requesting A to have spectral decomposition $A = U S V^H$, where $S \in \mathbb{R}_+^{k \times k}$ satisfies $S^H S \rightarrow \mathcal{S}$ deterministic, one gets that $P = (\tilde{Z} U S) V^H$ with $V^H V = I_k$ and

$$\frac{1}{n} (\tilde{Z} U S)^H (\tilde{Z} U S) \rightarrow \mathcal{S}$$

again satisfying the assumptions for $\mathcal{L} = \mathcal{S}$.

3. Main results

As per standard random matrix methods, the technical approach to study the limiting spectrum of K consists in characterizing the *resolvent* matrix

$$Q(z) = (K - z I_n)^{-1}$$

defined for $z \in \mathbb{C} \setminus \{\lambda_i\}_{i=1}^n$ with λ_i the eigenvalues of K . Specifically, the *spectral measure* $\nu_n \equiv \frac{1}{n} \sum_{i=1}^n \delta_{\lambda_i(K)}$ of K relates to the *Stieltjes transform* $m_n(z) \equiv \int (t - z)^{-1} \nu_n(dt) = \frac{1}{n} \text{tr} Q(z)$, while the *eigenvector* $\hat{u}_i \in \mathbb{C}^n$ associated to eigenvalue $\lambda_i(K)$ relates to the Cauchy-integral $\hat{u}_i \hat{u}_i^H = \frac{-1}{2\pi i} \oint_{\Gamma_{\lambda_i}} Q(z) dz$ for Γ_{λ_i} a small positively oriented complex contour circling around λ_i .

3.1. Limiting spectral behavior

Our core technical result provides a so-called *deterministic equivalent* for the random matrix $Q(z)$, from which the limiting behavior of the eigenvalues and eigenvectors of K follows.

Theorem 1 (Deterministic equivalent for Q). *Under Assumptions 1–3, let $z \in \mathbb{C}$ be away from the limsup of the union of supports of ν_1, ν_2, \dots . Then, as $n \rightarrow \infty$,*

$$Q(z) \leftrightarrow m(z) \left[I_n + \frac{c_0^{-1} \varepsilon_S^2 \varepsilon_B m(z)}{1 + \varepsilon_B \varepsilon_S c_0^{-1} m(z)} V \mathcal{L} V^H \right]^{-1}$$

where $m(\cdot)$ is the unique Stieltjes transform solution to

$$z = \varepsilon_S b - \frac{1}{m(z)} - c_0^{-1} \varepsilon_B \varepsilon_S^2 m(z) + \frac{c_0^{-2} \varepsilon_B^3 \varepsilon_S^3 m(z)^2}{1 + c_0^{-1} \varepsilon_B \varepsilon_S m(z)}$$

²One must be careful here that standard notations of n and p are reversed under this setting.

and the notation $A \leftrightarrow B$ indicates that, for any linear functional $u : \mathbb{C}^{n \times n} \rightarrow \mathbb{R}$ of bounded infinity norm, $u(A - B) \rightarrow 0$ almost surely as $n \rightarrow \infty$.

One must understand the theorem as follows: since $Q(z)$ encapsulates the structural spectral information about K , this information is fully determined (in the large n, p limit)

- (i) by the scalars $\varepsilon_S, \varepsilon_B, c_0$ and b ; these mostly impact the shape of the limiting spectrum and modulate the “noise level” of the eigenvectors;
- (ii) by the rank- k matrix $V\mathcal{L}V^H$; this matrix defines the “average” behavior of the dominant eigenvectors of K : these eigenvectors are simply “noisy versions” of linear combinations of the columns of V .

As an immediate – and possibly quite surprising – consequence, the dominant eigenvectors of K are, up to extra *homogeneous noise*, the same as those of $P^H P = \mathbb{E}[\frac{1}{p} X^H X] - I_n$. The proposed two-way puncturing algorithm therefore *does not affect spectral algorithms* as the structure of the retrieved eigenvectors is maintained.

Let us now quantify these qualitative statements. As a first corollary of Theorem 1, with probability one,

$$\frac{1}{n} \text{tr} Q(z) \equiv m_n(z) \rightarrow m(z)$$

which implies, according to random matrix theory, that

$$\nu_n \equiv \frac{1}{n} \sum_{i=1}^n \delta_{\lambda_i} \rightarrow \nu$$

almost surely, where ν is the unique probability measure having Stieltjes transform $m(z)$ (i.e., $m(z) = \int (t - z)^{-1} \nu(dt)$). It thus suffices to solve the defining equation for $m(z)$ in Theorem 1 to estimate the limiting spectral distribution ν of K . Figure 1 indeed shows the correspondence between the empirical (finite n, p) spectrum ν_n of K versus the estimated limit ν .

Remark 1 (Sitting between Marčenko-Pastur and Wigner). Not surprisingly, when $\varepsilon_B = 1$ and $b = 1$, $K = \frac{1}{p}(X \odot S)^H(X \odot S)$ with $X \odot S$ a matrix with i.i.d. entries of zero mean and variance ε_S^2 , so that ν falls back onto the popular Marčenko-Pastur distribution (Marčenko & Pastur, 1967) (up to an ε_S scale). Precisely, for $z' = z/\varepsilon_S$ and $\tilde{m}(z) = \int (t/\varepsilon_S - z)^{-1} \nu(dt)$ (i.e., the Stieltjes transform of the limiting measure of the $\lambda_i(K)/\varepsilon_S$), the canonical equation of $m(z)$ in Theorem 1 becomes

$$z' = 1 - \frac{1}{\tilde{m}(z')} - \frac{c_0^{-1} \tilde{m}(z')}{1 + c_0^{-1} \tilde{m}(z')}$$

which is the defining Stieltjes transform equation of the Marčenko-Pastur law. The more interesting small ε_B setting

is treated in Section 3.3 and gives rise to a Wigner semi-circle limit instead (Wigner, 1958). As such, through the values $\varepsilon_S, \varepsilon_B$, the limiting spectral measure ν continuously moves from the Marčenko-Pastur to the Wigner semi-circle laws. Figure 1 illustrates this observation: the shape of ν is simultaneously reminiscent of both laws.

3.2. Phase transition and dominant eigenvectors

The limiting Stieltjes transform $m(z)$ determines the “macroscopic” behavior of the spectrum ν_n of K , but does not provide the position of its isolated eigenvalues and even less the shape of the associated eigenvectors. To this end, a deeper investigation of the deterministic equivalent of $Q(z)$ is needed. Our next result provides this analysis.

Theorem 2 (Phase transition, isolated eigenvalues and eigenvectors). *Define the functions*

$$F(t) = t^4 + \frac{2}{\varepsilon_S} t^3 + \frac{1}{\varepsilon_S^2} \left(1 - \frac{c_0}{\varepsilon_B}\right) t^2 - \frac{2c_0}{\varepsilon_S^3} t - \frac{c_0}{\varepsilon_S^4}$$

$$G(t) = \varepsilon_S b + c_0^{-1} \varepsilon_B \varepsilon_S (1 + \varepsilon_S t) + \frac{\varepsilon_S}{1 + \varepsilon_S t} + \frac{\varepsilon_B}{t(1 + \varepsilon_S t)}$$

and $\Gamma \in \mathbb{R}$ be the largest real solution to $F(\Gamma) = 0$. Further denote $\ell_1 > \dots > \ell_{\bar{k}}$ the $\bar{k} \leq k$ distinct eigenvalues of \mathcal{L} of respective multiplicities $L_1, \dots, L_{\bar{k}}$, and $\Pi_1, \dots, \Pi_{\bar{k}} \in \mathbb{R}^{k \times k}$ the projectors on their respective associated eigenspaces. Similarly denote $(\lambda_1, \hat{v}_1), \dots, (\lambda_n, \hat{v}_n)$ the eigenvalue-eigenvector pairs of K in descending order and gather the first k eigenvectors under the isometric matrices $\hat{V}_1 = [\hat{v}_1, \dots, \hat{v}_{L_1}]$ up to $\hat{V}_{\bar{k}} = [\hat{v}_{L_1+1}, \dots, \hat{v}_k]$.

Then, for $i \in \{1, \dots, \bar{k}\}$ and for all $j \in \{L_1 + \dots + L_{i-1} + 1, \dots, L_1 + \dots + L_i\}$,

$$\lambda_j \rightarrow \rho_i \equiv \begin{cases} G(\ell_i) & , \text{ if } \ell_i > \Gamma \\ G(\Gamma) & , \text{ if } \ell_i \leq \Gamma \end{cases}$$

almost surely, and

$$\hat{V}_i \hat{V}_i^H \leftrightarrow \zeta_i V \Pi_i V^H, \text{ for } \zeta_i = \begin{cases} \frac{F(\ell_i) \varepsilon_S^3}{\ell_i (1 + \varepsilon_S \ell_i)^3} & , \ell_i > \Gamma \\ 0 & , \ell_i \leq \Gamma \end{cases}$$

with the notation ‘ \leftrightarrow ’ introduced in Theorem 1. In particular, if the ℓ_i ’s have unit multiplicities with associated population eigenvectors v_i , then

$$|v_i^H \hat{v}_i|^2 \rightarrow \zeta_i, \quad i = 1, \dots, k.$$

To best understand the theorem, suppose that $P = l v^H$ is a rank-1 matrix with $\|v\|^2 = 1$ and $\|l\|^2/n = \ell$. Then, if $\ell > \Gamma$, largest solution to $F(\Gamma) = 0$ – this threshold only depending on $\varepsilon_S, \varepsilon_B$ and c_0 –, the spectrum of K exhibits an isolated eigenvalue λ , the eigenvector \hat{v} of which aligns to v : i.e., $|\hat{v}^H v|^2 \rightarrow \zeta > 0$. Otherwise, if $\ell < \Gamma$, the largest

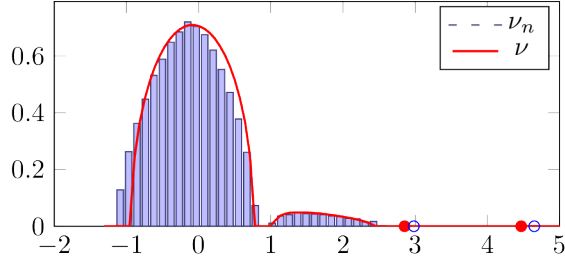


Figure 1. Eigenvalue distribution ν_n of K versus limit measure ν , for $p = 200$, $n = 4000$, $x_i \sim .4\mathcal{N}(\mu_1, I_p) + .6\mathcal{N}(\mu_2, I_p)$ for $[\mu_1^T, \mu_2^T]^T \sim \mathcal{N}(0, \frac{1}{p} [\frac{10}{5.5} \frac{5.5}{15}] \otimes I_p)$; $\varepsilon_S = .2$, $\varepsilon_B = .4$, $b = 1$. Sample vs theoretical spikes in blue vs red circles. **The two “humps” remind the semi-circular and Marčenko-Pastur laws.**

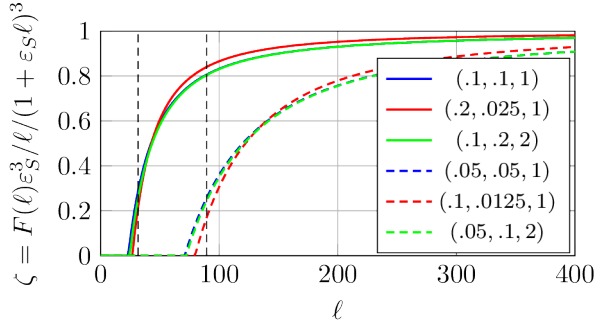


Figure 2. Illustration of Theorem 2: asymptotic sample-population eigenvector alignment for $\mathcal{L} = \ell \in \mathbb{R}$, as a function of the “information strength” ℓ . Various values of $(\varepsilon_S, \varepsilon_B, c_0)$ indicated in legend. Black dashed lines indicate the limiting (small $\varepsilon_S, \varepsilon_B$) phase transition threshold $\Gamma = (\varepsilon_S^2 \varepsilon_B c_0^{-1})^{-\frac{1}{2}}$. **As $\varepsilon_S, \varepsilon_B \rightarrow 0$, performance curves coincide when $\varepsilon_B \varepsilon_S c_0^{-1}$ is constant (plain versus dashed set of curves).**

eigenvalue λ of K remains “stuck” in the limiting bulk of eigenvalues of K and $|\hat{v}^H v|^2 \rightarrow 0$ (that is, the eigenvector \hat{v} does not carry any information on v : PCA and spectral clustering both fail in this scenario). Figure 2 illustrates the limiting (square) alignment ζ as a function of ℓ .

In the more general setting where P is a rank- k matrix, possibly with multiplicities, the theorem specifies the conditions on ε_B , ε_S and c_0 under which the dominant eigenvectors of K remain correlated (and to which extent) to the population eigenspaces. This characterization is of tremendous importance to assess the exact performance of PCA and spectral clustering under the double-puncturing cost reduction. Figure 1 illustrates Theorem 2 in a clustering setting.

An important quantity of Theorem 2 is the function F . Note that it intervenes both to establish the condition under which informative isolated eigenvalues are found in the spectrum of K , thereby defining the *phase transition* threshold for the population eigenvalue ℓ_i through $F(\ell_i) = 0$, and to evaluate the corresponding empirical eigenvector(s) quality through $\zeta_i = F(\ell_i) \varepsilon_S^3 / (\ell_i (1 + \varepsilon_S \ell_i)^3)$ (which is zero right at the phase transition threshold). The phase transition in partic-

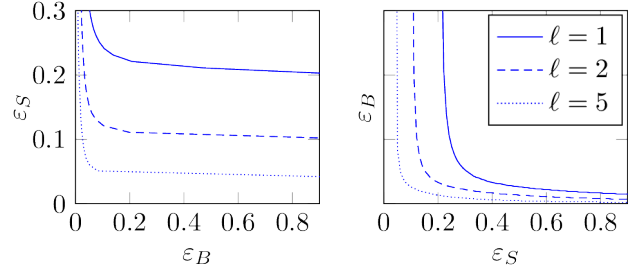


Figure 3. Phase transition curves $F(\ell) = 0$ for $\mathcal{L} = \ell \in \mathbb{R}$ and varying values of ℓ , for $c_0 = .05$. Above each phase transition curve, a spike eigenvalue is found away from the support of ν . **For large ℓ , a wide range of ε_B ’s (resp. ε_S) is admissible at virtually no performance loss. Here, also, sparser B matrices are more effective than sparser S matrices.**

ular determines which values of the tuple $(\varepsilon_S, \varepsilon_B, c_0, \ell_i)$ coincide with the emergence of an isolated eigenvalue in the spectrum of K associated to the population eigenvalue ℓ_i .

Assume now that $c_0 \ll 1$ (i.e., $n \gg p$) and that ε_B and ℓ_i are kept fixed and away from zero. Then, in the expression of $F(\ell_i)$, $1 \gg c_0/\varepsilon_B$ so that, in the first order, $F(\ell_i)$ is independent of ε_B . This quite importantly implies that the “function” $\varepsilon_S : \varepsilon_B \mapsto \varepsilon_S(\varepsilon_B)$ such that $F(\ell_i) = 0$ is mostly flat for a range of non-small values of ε_B . This behavior is confirmed in Figure 3 (left display). Also, since ζ_i would also marginally depend on ε_B , the eigenvector quality is also the same for a wide range of ε_B . The major consequence of this remark is that, for $c_0 \ll 1$, ε_B can be taken quite small without affecting the quality of the dominant eigenvectors: puncturing through B almost comes for free!

Conversely, still for $c_0 \ll 1$, for ε_S fixed and away from zero, we find that, at the phase transition,

$$\varepsilon_B \simeq c_0 / (1 + \varepsilon_S \ell_i)^2.$$

As such, the reverse function $\varepsilon_B(\varepsilon_S)$ behaves quite differently from $\varepsilon_S(\varepsilon_B)$: it mostly behaves as $1/\varepsilon_S^2$ so that increased sparsification through S must be correlated with reduced sparsification through B .

Of utmost interest though is the case where c_0 and ℓ_i are fixed (although, as we will see, ℓ_i^2/c_0 must be large), and where both Bernoulli parameters ε_B and ε_S assume small values. This scenario is all the more relevant that Theorems 1–2 and their corollaries take on simple and intuitive forms. This setting is discussed next.

3.3. Small $\varepsilon_B, \varepsilon_S$ limit

Letting $z' = \sqrt{c_0/\varepsilon_B \varepsilon_S^2}(z - \varepsilon_S b)$, we obtain, in the limit of small ε_B and ε_S , that

$$z' = -1/m_0(z') - m_0(z') + o\left((\varepsilon_B \varepsilon_S^2 c_0^{-1})^{\frac{1}{2}} m_0(z')\right)$$

with $m_0(z) = (c_0^{-1}\varepsilon_B\varepsilon_S^2)^{\frac{1}{2}}m((c_0^{-1}\varepsilon_B\varepsilon_S^2)^{\frac{1}{2}}z + \varepsilon_S b)$, i.e., for ν the measure associated to $m(z)$, m_0 is the Stieltjes transform of the measure $\nu(t/(c_0^{-1}\varepsilon_B\varepsilon_S^2)^{\frac{1}{2}})$.

That is, the limiting measure is a semi-circle centered on $\varepsilon_S b$ and with edges $\varepsilon_S b \pm 2(c_0^{-1}\varepsilon_B\varepsilon_S^2)^{\frac{1}{2}}$.

Similarly, assuming $\ell_i > \Gamma$, letting $\rho'_i = (\rho_i - \varepsilon_S b)/c_0^{-1}\varepsilon_B\varepsilon_S^2$ and $\ell'_i = \ell_i(\varepsilon_B\varepsilon_S^2c_0^{-1})^{\frac{1}{2}}$, we find, after first order Taylor expansion, the spike equation $m_0(\rho'_i) = -1/\ell'_i + o((\varepsilon_B\varepsilon_S^2c_0^{-1})^{\frac{1}{2}})$, or equivalently

$$\rho'_i = \ell'_i + 1/\ell'_i + o\left((\varepsilon_B\varepsilon_S^2c_0^{-1})^{\frac{1}{2}}\right)$$

which is the classically known isolated eigenvalue from the deformed Wigner random matrix (Pastur & Shcherbina, 2011, Chapter 2.2). The scaling of ℓ_i into ℓ'_i thus means here that, for a non-trivial spike to emerge, the eigenvalue ℓ_i of \mathcal{L} must scale like $O((c_0\varepsilon_B^{-1}\varepsilon_S^{-2})^{\frac{1}{2}})$.

As for the alignment of eigenspaces, it is given by

$$\hat{\mathcal{U}}_i \hat{\mathcal{U}}'_i \leftrightarrow \left(1 - 1/(\ell'_i)^2 + o\left((\varepsilon_B\varepsilon_S^2c_0^{-1})^{\frac{1}{2}}\right)\right) V \Pi_i V^H$$

which, again, is a classical result in the deformed Wigner random matrix model. Setting the alignment to zero, this result also provides a much simpler value for the phase transition threshold $\ell_i = \Gamma$ of Theorem 2 (in the limit of small $\varepsilon_S, \varepsilon_B$) which corresponds to $\ell'_i \simeq 1$, or equivalently

$$\Gamma \simeq 1/(\varepsilon_B\varepsilon_S^2c_0^{-1})^{\frac{1}{2}}.$$

Remark 2 (Trading off $\varepsilon_B, \varepsilon_S$ and c_0). *As a consequence of the results above, it appears that, for small values of $\varepsilon_B, \varepsilon_S$ and c_0^{-1} , the spectral behavior (eigenvalues and eigenvectors) of K is unaltered so long that $\varepsilon_B\varepsilon_S^2c_0^{-1}$ is constant. For instance, doubling n is equivalent to doubling ε_B or multiplying ε_S by $\sqrt{2}$. This is confirmed by Figure 2 in which the two sets of plain or dashed curves, corresponding to constant $\varepsilon_B\varepsilon_S^2c_0^{-1}$, almost coincide.*

It is important to further note that, unlike $\varepsilon_B, \varepsilon_S$ is squared in the expression $\varepsilon_B\varepsilon_S^2c_0^{-1}$ due to the fact that, denoting $S = [s_1, \dots, s_n]$, the inner products $(x_i \odot s_i)^H (x_j \odot s_j)$, for all $i \neq j$, involve on average ε_S^2 terms (since $\frac{1}{p}\mathbb{E}[s_i^T s_j] = \varepsilon_S^2$).

4. Practical consequences: the storage/complexity performance trade-off

The main interest of the two-way puncturing approach lies in its effective computational and storage cost reductions, while maintaining high performance levels. As a follow-up of Remark 2, puncturing through the matrix S can be traded off by puncturing through B , and vice-versa, with, we will see, varying effects on storage and computational costs.

4.1. Storage and computation costs

Computing K . For $B_{ij} = 1$, evaluating K_{ij} comes at average cost of $\mathbb{E}[\sum_{\ell=1}^p S_{i\ell}S_{\ell j}] = \varepsilon_S^2$ products. As a result, the whole matrix K , with an average $\sum_{i,j=1}^n \mathbb{E}[B_{ij}] = \varepsilon_B n^2$ (if $b = 1$, and $\varepsilon_B(n-1)^2$ if $b = 0$) non-zero entries, has $O(n^2 p \varepsilon_S^2 \varepsilon_B)$ theoretical computation cost.

Storage data. In terms of storage, if one wishes to maintain the data information $X \odot S$ for further (non-kernel related) use, the net gain is a factor ε_S on average (for a net storage of $\varepsilon_S p n$ values). If instead only the matrix K is of relevance for future use, then the storage is restricted to $\varepsilon_B n(n-1)/2 + n$ values when $b = 1$ (accounting for symmetry) or $\varepsilon_B n(n-1)/2$ values when $b = 0$.

Spectral methods. When it comes to spectral methods (PCA or spectral clustering), one needs to retrieve the (few) dominant eigenvectors of K . Using a power method on K to sequentially iterate over each eigenvector is in general optimal and comes at a cost of $O(\varepsilon_B n^2)$, where the $O(\cdot)$ notation encompasses the number of iterations required for convergence (which depends on the spectral gap between isolated eigenvalues and thus does not scale with n in our setting). This is a gain of order ε_B over no puncturing.

Yet, when $p \ll n$, to evaluate the dominant eigenpairs of $X^H X$, it is more efficient in practice to proceed to a singular value decomposition of the $n \times p$ matrix X^H , again via a power method. When operating the Hadamard product with B though, this strategy cannot be put in place as $X^H X \odot B$ is in general of full rank n . It is thus in this case beneficial to divert the sparsity into letting $\varepsilon_B = 1$ and $\varepsilon_S \ll 1$ so to be able to run a singular vector decomposition over the very sparse matrix $(X \odot S)^H$.

Remark 3 (Cache issues). *The computational costs reported in this section are provided in terms of net number of product operations, irrespective of computer architecture or implementation. But computing the entries of the Gram matrix $X^H X$ can be advantageously performed “block-wise” by caching vectors in sequences of blocks and computing the corresponding subblock of $X^H X$. This powerful trick cannot be performed on the two-way punctured matrix K which, due to the randomness in S and B , cannot be organized in blocks. In practice, we observed that the cost of systematically retrieving the x_i ’s by pairs from remote memory is not outbalanced by the gains in net number of products. Improved software designs are thus required to cover this practical limitation.*

4.2. Application: large data clustering

As a telling application of our results, let us consider the spectral clustering setting described in Section 2.2.

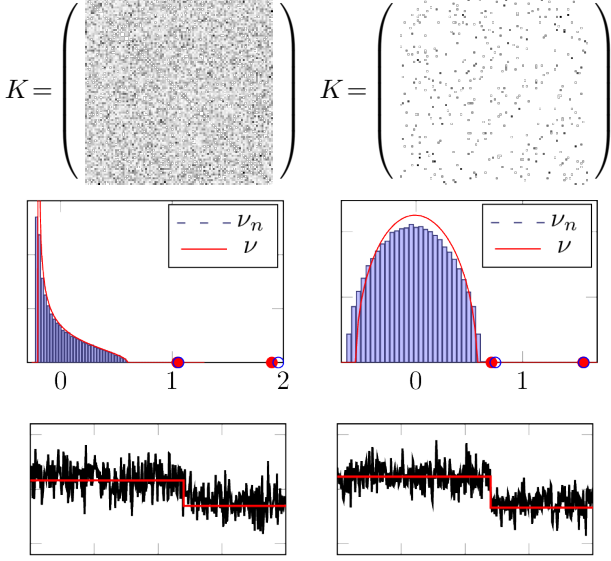


Figure 4. Two-way punctured matrices K for (left) $(\varepsilon_S, \varepsilon_B) = (.2, 1)$ or (right) $(\varepsilon_S, \varepsilon_B) = (1, .04)$, with $c_0 = \frac{1}{2}$, $n = 4000$, $p = 2000$, $b = 0$. Clustering setting with $x_i \sim .4\mathcal{N}(\mu_1, I_p) + .6\mathcal{N}(\mu_2, I_p)$ for $[\mu_1^\top, \mu_2^\top]^\top \sim \mathcal{N}(0, \frac{1}{p}[\begin{smallmatrix} 20 & 12 \\ 12 & 30 \end{smallmatrix}] \otimes I_p)$. (Top) first 100×100 absolute entries of K (white for zero); (Middle) spectrum of K , theoretical limit, and isolated eigenvalues; (Bottom) second dominant eigenvector \hat{v}_2 of K against theoretical average in red. *As confirmed by theory, although (top) K is dense for $\varepsilon_B = 1$ and sparse for $\varepsilon_B = .04$ (96% empty) and (middle) the spectra strikingly differ, (bottom) since $\varepsilon_S^2 \varepsilon_B c_0^{-1}$ is constant, the eigenvector alignment $|\hat{v}_2^\top v_2|^2$ is the same in both cases.*

4.2.1. SYNTHETIC DATA

We first let $x_1, \dots, x_n \in \mathbb{R}^p$ arise from a synthetic two-class Gaussian mixture with $n = 4000$ and $p = 2000$. Two puncturing approaches are compared: (i) reducing the cost of the inner products $x_i^\top x_j$ using a 5-fold ($\varepsilon_S = .2$ while $\varepsilon_B = 1$) random puncturing of the data vectors x_i , versus (ii) a 25-fold puncturing of the matrix $\frac{1}{p}X^\top X$ ($\varepsilon_B = .04$ while $\varepsilon_S = 1$). Figure 4 depicts (for a setting detailed in caption) the matrices K , their spectra and second dominant eigenvector \hat{v}_2 (\hat{v}_1 is less discriminating in this setting). The reported scenario is interesting in that we purposely took $\varepsilon_B \varepsilon_S^2 c_0^{-1}$ constant in both cases; as such, while the matrices K and their spectra dramatically differ, eigenvector \hat{v}_2 is essentially the “same” in both matrices. This first confirms the theory but most importantly defies the natural intuition that so different matrices cannot possibly give rise to the same eigenvector structure and quality.

In the very symmetric setting of two classes of equal size ($n/2$ elements per class) and opposed statistical means (i.e., with $x_i \sim .5\mathcal{N}(\mu, I_p) + .5\mathcal{N}(-\mu, I_p)$), only one spike population eigenvalue is non-zero and $v = v_1$ is known: its normalized entries belong to $\{\pm \frac{1}{\sqrt{n}}\}$ (indeed,

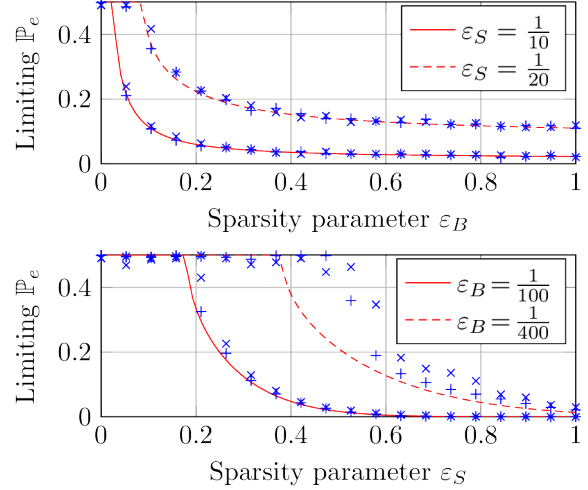


Figure 5. Limiting probability of error of spectral clustering of $\mathcal{N}(\pm\mu, I_p)$ with equal class sizes on K : as a function of ε_B for fixed $\ell = \|\mu\|^2 = 50$ (top), and ε_S for fixed $\ell = 50$ (bottom). Simulations (single realization) in markers for $p = n = 4000$ (\times) and $p = n = 8000$ ($+$). **Very good fit between theory and practice for not too small $\varepsilon_S, \varepsilon_B$.**

here $\mathcal{M} = \frac{1}{2}\|\mu\|^2[\begin{smallmatrix} 1 & -1 \\ -1 & 1 \end{smallmatrix}]$, the eigenvalues of which equal $\|\mu\|^2$ and 0 with respective eigenvectors $[1, -1]$ and $[1, 1]$). By symmetry, the random entries of the sample eigenvector $\hat{v} \equiv \hat{v}_1$ are asymptotically centered on $\pm\sqrt{\zeta/n}$ with variance asymptotically equal to $(1 - \zeta)/n$ for $\zeta \equiv \zeta_1$ provided by Theorem 2 (with $\ell_1 = \|\mu\|^2$). Related random matrix studies (e.g., (Kadavankandy & Couillet, 2019) for $\varepsilon_S = \varepsilon_B = 1$) have shown that the fluctuations of the entries of \hat{v} are asymptotically Gaussian and pairwise independent; this suffices to justify that the asymptotic classification error \mathbb{P}_e incurred by spectral clustering is given by:

$$\mathbb{P}_e = \frac{1}{n} \sum_{i=1}^n \delta_{\{\text{sign}([\hat{v}]_i[v]_i) < 0\}} \rightarrow Q\left(\sqrt{\zeta/(1-\zeta)}\right)$$

almost surely, where $Q(t) = \frac{1}{\sqrt{2\pi}} \int_t^\infty e^{-u^2/2} du$ is the Gaussian tail function, and the (arbitrary) signs of v, \hat{v} are chosen such that $0 \leq P_e \leq \frac{1}{2}$. Figure 5 depicts the limiting error for various values of $(\varepsilon_S, \varepsilon_B, c_0, \ell)$. Despite the particularly small values of ε_B and ε_S in this setting, the simulations show a strong fit between theory and practice, even for not so large values of n .

4.2.2. GAN IMAGES

To practically confirm our theoretical findings, we next apply the two-way puncturing kernel to vectors x_i from a two-class mixture (‘tabby’ cats versus ‘collie’ dogs; see Figure 6) of the (globally centered and scaled) $p = 4096$ -VGG features of randomly BigGAN-generated images (Brock et al., 2018). The results are for varying ε_B and either fixed ε_S or ε_S set such that $\varepsilon_S^2 \varepsilon_B = 5 \cdot 10^{-4}$. The



Figure 6. Examples of BigGAN-generated images, ‘collie’ dog instances (**top row**), ‘tabby’ cat instances (**bottom row**).

simulation depicted in Figure 7 confirms the presence of a performance “plateau” and a significant reduction of the transition value of ε_B (from .05 to .015) when n increases fourfold. This confirms the theoretical performance of the central display in Figure 5. Maintaining $\varepsilon_S^2 \varepsilon_B$ constant pushes this plateau further down to smaller values of ε_B until the method breaks.

More interestingly, as shown in Figure 8, while for $\varepsilon_B = \varepsilon_S = 1$ the eigenvalues of K for the GAN images spread far from the theoretical Marčenko-Pastur limit,³ for $\varepsilon_B, \varepsilon_S \ll 1$, the empirical spectrum is very close to the predicted (uncorrelated vector) limit: this strongly suggests that severe puncturing has the effect to “decorrelate” data. This remark has the powerful advantage to improve the theoretical tractability of these preprocessed data. More surprisingly, for both small or large $\varepsilon_B, \varepsilon_S$, despite the general spectrum mismatch, the predicted dominant eigenvalue position and eigenvector behavior are extremely good, making it still possible to predict clustering performance with good accuracy.

5. Concluding remarks

A fundamental conclusion of the article, confirmed on practical data, is that drastic computation and storage reduction can be theoretically achieved while virtually incurring no loss in PCA or spectral clustering. This follows from the peculiar behavior of (doubly) punctured kernel and sample covariance matrices K and of their resolvent $Q = (K - zI_n)^{-1}$. As shown in an enlarging spectrum of articles, the large dimensional behavior of Q has immediate further implications to the performance behavior of many machine learning algorithms, ranging from support vector machines (Kammoun & Alouini, 2020; Huang, 2017) to semi-supervised graph inference (Mai & Couillet, 2018), transfer and multi-task learning (Tiomoko et al., 2020), random feature map learning (Liao & Couillet, 2018b; Pen-

³This may at first be thought to follow from strong feature covariance (thus not close to I_p), but it turns out that in-sample correlation is even stronger as produced GAN images (or at least their associated VGG features) have in effect a very low variability.

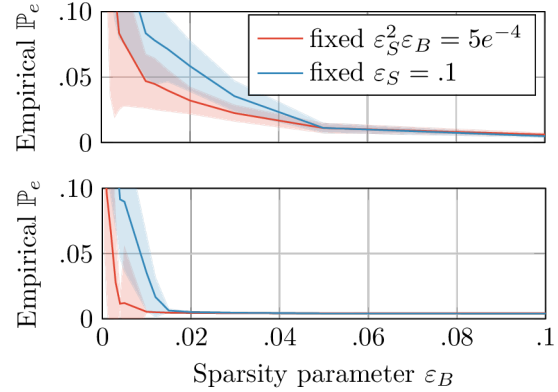


Figure 7. Empirical classification errors for 2-class (balanced) BigGAN-generated images (‘tabby’ vs ‘collie’), with $n = 2500$ (**top**) and $n = 10000$ (**bottom**). *Theoretically predicted “plateau”-behavior observed for all ε_B not too small.*

nington & Worah, 2019), or neural network dynamics (Liao & Couillet, 2018a; Advani et al., 2020), to cite a few. The article therefore opens the path to a systematic cost and storage reduction approach to a host of learning algorithms.

On the downside though, following up on Remark 3, the effective software libraries for sparse matrix operations (which heavily rely on block-sparsity) are far from optimal when compared to efficient dense matrix operations, and thus demand a profound treatment to ensure that our claimed computational cost improvements are truly met in practice. This is not a negligible aspect of the puncturing framework which we shall investigate in greater depth in the future.

Another critical aspect lies in the request that $\varepsilon_B, \varepsilon_S = O(1)$ with respect to p, n , thereby *not allowing for truly sparse* K . For more severe puncturing, random matrix theory fails to provide accurate predictions and, worse, the optimal phase transition threshold is no longer met by clustering on K but on more elaborate matrices (such as proposed by statistical physicists (Krzakala et al., 2013; Dall’Amico et al., 2019)). Pushing towards sparser models therefore demands a dramatic change of theoretical standpoint.

Acknowledgment

Couillet’s work is supported by the ANR-MIAI Large-DATA chair at University Grenoble-Alpes ((ANR-19-P3IA-0003), and the HUAWEI-GIPSA LarDist project.

References

- Advani, M. S., Saxe, A. M., and Sompolinsky, H. High-dimensional dynamics of generalization error in neural networks. *Neural Networks*, 132:428–446, 2020.
- Bottou, L. Stochastic gradient learning in neural networks.

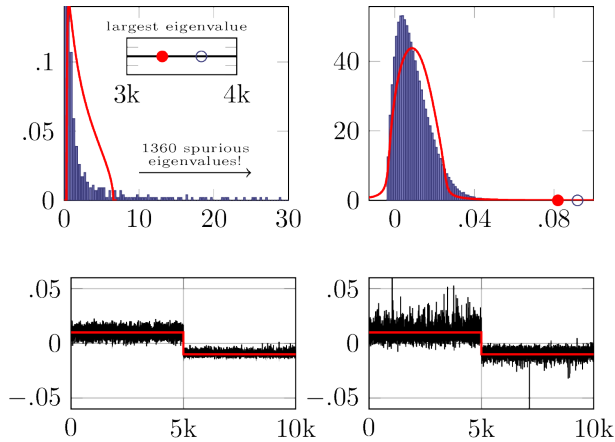


Figure 8. Sample vs limiting spectra and dominant eigenvector of K for 2-class GAN images (tabby vs collie); **(left)** $\varepsilon_S = \varepsilon_B = 1$ (error rate: $\mathbb{P}_e = .004$); **(right)** $\varepsilon_S = 0.01$, $\varepsilon_B = 0.2$ ($\mathbb{P}_e = .011$). **Surprisingly good fit between sample and predicted isolated eigenvalue/eigenvector in all cases; as for spectral measure, significant prediction improvement as $\varepsilon_S, \varepsilon_B \rightarrow 0$.**

Proceedings of Neuro-Nimes, 91(8):12, 1991.

Brock, A., Donahue, J., and Simonyan, K. Large scale gan training for high fidelity natural image synthesis. *arXiv preprint arXiv:1809.11096*, 2018.

Cai, T. T., Ma, Z., Wu, Y., et al. Sparse pca: Optimal rates and adaptive estimation. *The Annals of Statistics*, 41(6): 3074–3110, 2013.

Dall’Amico, L., Couillet, R., and Tremblay, N. Revisiting the bethe-hessian: improved community detection in sparse heterogeneous graphs. In *33rd Conference on Neural Information Processing Systems (NeurIPS 2019)*, Vancouver, Canada, pp. 4039–4049, 2019.

Deshpande, Y. and Montanari, A. Information-theoretically optimal sparse pca. In *2014 IEEE International Symposium on Information Theory*, pp. 2197–2201. IEEE, 2014.

Engel, Y., Mannor, S., and Meir, R. The kernel recursive least-squares algorithm. *IEEE Transactions on signal processing*, 52(8):2275–2285, 2004.

Freund, Y., Dasgupta, S., Kabra, M., and Verma, N. Learning the structure of manifolds using random projections. In *NIPS*, volume 7, pp. 59. Citeseer, 2007.

Huang, H. Asymptotic behavior of support vector machine for spiked population model. *The Journal of Machine Learning Research*, 18(1):1472–1492, 2017.

Johnstone, I. M. and Lu, A. Y. Sparse principal components analysis. *arXiv preprint arXiv:0901.4392*, 2009.

Kadavankandy, A. and Couillet, R. Asymptotic gaussian fluctuations of spectral clustering eigenvectors. In *2019 IEEE 8th International Workshop on Computational Advances in Multi-Sensor Adaptive Processing (CAMSAP)*, pp. 694–698. IEEE, 2019.

Kammoun, A. and Alouini, M.-S. On the precise error analysis of support vector machines. *arXiv preprint arXiv:2003.12972*, 2020.

Keriven, N., Bourrier, A., Gribonval, R., and Pérez, P. Sketching for large-scale learning of mixture models. *Information and Inference: A Journal of the IMA*, 7(3): 447–508, 2018.

Krzakala, F., Moore, C., Mossel, E., Neeman, J., Sly, A., Zdeborová, L., and Zhang, P. Spectral redemption in clustering sparse networks. *Proceedings of the National Academy of Sciences*, 110(52):20935–20940, 2013.

Liao, Z. and Couillet, R. The dynamics of learning: A random matrix approach. In *International Conference on Machine Learning*, pp. 3072–3081. PMLR, 2018a.

Liao, Z. and Couillet, R. On the spectrum of random features maps of high dimensional data. In *International Conference on Machine Learning*, pp. 3063–3071. PMLR, 2018b.

Mai, X. and Couillet, R. A random matrix analysis and improvement of semi-supervised learning for large dimensional data. *The Journal of Machine Learning Research*, 19(1):3074–3100, 2018.

Marčenko, V. A. and Pastur, L. A. Distribution of eigenvalues for some sets of random matrices. *Mathematics of the USSR-Sbornik*, 1(4):457, 1967.

Murtagh, F. and Contreras, P. Algorithms for hierarchical clustering: an overview. *Wiley Interdisciplinary Reviews: Data Mining and Knowledge Discovery*, 2(1): 86–97, 2012.

Pastur, L. A. and Shcherbina, M. *Eigenvalue distribution of large random matrices*. Number 171. American Mathematical Soc., 2011.

Pennington, J. and Worah, P. Nonlinear random matrix theory for deep learning. *Journal of Statistical Mechanics: Theory and Experiment*, 2019(12):124005, 2019.

Tiomoko, M., Couillet, R., and Tiomoko, H. Large dimensional analysis and improvement of multi task learning. *arXiv preprint arXiv:2009.01591*, 2020.

Von Luxburg, U. A tutorial on spectral clustering. *Statistics and computing*, 17(4):395–416, 2007.

- Wigner, E. P. On the distribution of the roots of certain symmetric matrices. *Annals of Mathematics*, pp. 325–327, 1958.
- Zarrouk, T., Couillet, R., Chatelain, F., and Le Bihan, N. Performance-complexity trade-off in large dimensional statistics. In *2020 IEEE 30th International Workshop on Machine Learning for Signal Processing (MLSP)*, pp. 1–6. IEEE, 2020.
- Zhong, X., Su, C., and Fan, Z. Empirical bayes pca in high dimensions. *arXiv preprint arXiv:2012.11676*, 2020.

Two-way kernel matrix puncturing: towards resource-efficient PCA and spectral clustering

— Supplementary Material —

December 23, 2024

Abstract

This supplementary material provides the proofs of the main theorems of the core article.

1 Reminder of the main setting

For convenience, we first recall our main setting and assumptions. The central object of interest is the matrix

$$K = \left\{ \frac{1}{p} (X \odot S)^H (X \odot S) \right\} \odot B \in \mathbb{C}^{n \times n} \quad (1)$$

under the large dimensional n, p regime. Here, X , S and B satisfy the following assumptions.

Assumption 1 (Data model).

$$X = Z + P$$

where the $Z_{ij} \sim \mathcal{CN}(0, 1)$ are independent, and where $P \in \mathbb{C}^{p \times n}$ is a rank- k matrix for some k .

Assumption 2 (Large p, n asymptotics). As $n \rightarrow \infty$,

$$p/n \rightarrow c_0 \in (0, \infty)$$

and there exists a decomposition $P = LV^H$ of P with $V \in \mathbb{C}^{n \times k}$ isometric (i.e., $V^H V = I_k$) and

$$\frac{1}{p} L^H L \rightarrow \mathcal{L}$$

for some deterministic matrix $\mathcal{L} \in \mathbb{C}^{k \times k}$. In particular, the eigenvalues of \mathcal{L} are the limiting k non-trivial eigenvalues of $\frac{1}{p}P^H P$. Besides,

$$\limsup_n \max_{\substack{1 \leq i \leq n \\ 1 \leq j \leq k}} \{\sqrt{n}V_{ij}^2\} = 0.$$

2 The theorems

The spectral characterization of K is made through the study of its resolvent matrix

$$Q(z) = (K - zI_n)^{-1}.$$

The results are then as follows.

Theorem 1 (Deterministic equivalent for Q). *Under Assumptions 1-2, let $z \in \mathbb{C}$ be away from the limsup of the union of supports of ν_1, ν_2, \dots . Then, as $n \rightarrow \infty$,*

$$Q(z) \leftrightarrow m(z) \left[I_n + \frac{c_0^{-1} \varepsilon_S^2 \varepsilon_B m(z)}{1 + \varepsilon_B \varepsilon_S c_0^{-1} m(z)} V \mathcal{L} V^H \right]^{-1}$$

where $m(\cdot)$ is the unique Stieltjes transform solution to¹

$$z = \varepsilon_S b - \frac{1}{m(z)} - c_0^{-1} \varepsilon_B \varepsilon_S^2 m(z) + \frac{c_0^{-2} \varepsilon_B^3 \varepsilon_S^3 m(z)^2}{1 + c_0^{-1} \varepsilon_B \varepsilon_S m(z)}.$$

This theorem is in fact sufficiently exhaustive to characterize both the *macroscopic* spectrum of K (its limiting spectral measure) as well as the *microscopic* behavior of its dominant isolated eigenvalues and associated eigenvectors. The next result, which we name theorem in compliance with the core article, is in effect an (important) corollary of Theorem 1.

Theorem 2 (Phase transition, isolated eigenvalues and eigenvectors). *Define the functions*

$$F(t) = t^4 + \frac{2}{\varepsilon_S} t^3 + \frac{1}{\varepsilon_S^2} \left(1 - \frac{c_0}{\varepsilon_B} \right) t^2 - \frac{2c_0}{\varepsilon_S^3} t - \frac{c_0}{\varepsilon_S^4}$$

$$G(t) = \varepsilon_S b + c_0^{-1} \varepsilon_B \varepsilon_S (1 + \varepsilon_S t) + \frac{\varepsilon_S}{1 + \varepsilon_S t} + \frac{\varepsilon_B}{t(1 + \varepsilon_S t)}$$

and $\Gamma \in \mathbb{R}$ be the largest real solution to $F(\Gamma) = 0$. Further denote $\ell_1 > \dots > \ell_{\bar{k}}$ the $\bar{k} \leq k$ distinct eigenvalues of \mathcal{L} of respective multiplicities $L_1, \dots, L_{\bar{k}}$, and $\Pi_1, \dots, \Pi_{\bar{k}} \in \mathbb{R}^{k \times k}$ the projectors on their respective associated eigenspaces. Similarly denote $(\lambda_1, \hat{v}_1), \dots, (\lambda_n, \hat{v}_n)$ the eigenvalue-eigenvector pairs of K in descending order and gather the first k eigenvectors under the isometric matrices $\hat{\mathcal{V}}_1 = [\hat{v}_1, \dots, \hat{v}_{L_1}]$ up to $\hat{\mathcal{V}}_{\bar{k}} = [\hat{v}_{k-L_{\bar{k}}+1}, \dots, \hat{v}_k]$.

¹We also recall that the notation $A \leftrightarrow B$ stands for the fact that, for any linear functional $u : \mathbb{C}^{n \times n} \rightarrow \mathbb{R}$ of bounded infinity norm, $u(A - B) \rightarrow 0$ almost surely as $n \rightarrow \infty$.

Then, for $i \in \{1, \dots, \bar{k}\}$ and for all $j \in \{L_1 + \dots + L_{i-1} + 1, \dots, L_1 + \dots + L_i\}$,

$$\lambda_j \rightarrow \rho_i \equiv \begin{cases} F(\ell_i) & , \ell_i > \Gamma \\ F(\Gamma) & , \ell_i \leq \Gamma \end{cases}$$

almost surely, and

$$\hat{\mathcal{V}}_i \hat{\mathcal{V}}_i^H \leftrightarrow \zeta_i V \Pi_i V^H, \text{ where } \zeta_i = \begin{cases} \frac{F(\ell_i) \varepsilon_S^3}{\ell_i (1 + \varepsilon_S \ell_i)^3} & , \ell_i > \Gamma \\ 0 & , \ell_i \leq \Gamma \end{cases}$$

with the notation ' \leftrightarrow ' introduced in Theorem 1. In particular, if the ℓ_i 's have unit multiplicities with associated population eigenvectors v_i , then

$$|v_i^H \hat{v}_i|^2 \rightarrow \zeta_i, \quad i = 1, \dots, k.$$

3 Elements of proof

3.1 Rationale

The proof relies on the *Gaussian tools* for random matrices popularized in [1] and consisting in exploiting Stein's lemma

$$\mathbb{E}[z\phi(z)] = \mathbb{E}\left[\frac{\partial}{\partial \bar{z}}\phi(z)\right]$$

for standard complex (or real) Gaussian random variables $z \sim \mathcal{CN}(0, 1)$ along with the Nash-Poincaré inequality

$$\text{Var}[f(z)] \leq \sum_{i=1}^n \left(\mathbb{E}\left[\left|\frac{\partial}{\partial z_i} f(z)\right|^2\right] + \mathbb{E}\left[\left|\frac{\partial}{\partial \bar{z}_i} f(z)\right|^2\right] \right)$$

for standard multivariate complex Gaussian $z \sim \mathcal{CN}(0, I_n)$.

As we shall see, Stein's lemma is used to “*unfold*” the a priori quite involved form of the expected value $\mathbb{E}[Q_{ij}]$ of the entries of the resolvent matrix Q of K . The Nash-Poincaré inequality is then subsequently used to control that the variance of Q_{ij} vanishes at a proper rate.

3.2 Proof of Theorem 1

In order to be in a position to apply Stein's lemma, we first exploit the straightforward *resolvent identity*: $KQ - zQ = I_n$, so to obtain

$$\mathbb{E}[Q_{ij}] = -\frac{1}{z}\delta_{ij} + \frac{1}{z}\mathbb{E}[[KQ]_{ij}].$$

By expanding $X = Z + P$, with P decomposed as $P = LV^H$ ($L \in \mathbb{C}^{p \times k}$ and $V \in \mathbb{C}^{n \times k}$), we have to consider four terms in the expansion of $\mathbb{E}[[KQ]_{ij}]$.

Term 1: involving (Z^H, Z)

Anticipating coming results, instead of evaluating $\mathbb{E}[[KQ]_{ij}]$ directly, we rather evaluate a modified version in which matrix B is replaced by a deterministic matrix A with bounded operator norm and bounded entries: using Stein's lemma, we have

$$\begin{aligned} & \mathbb{E} \left[\left[\left(\left[\frac{1}{p} (Z \odot S)^H (Z \odot S) \right] \odot A \right) Q \right]_{ij} \right] \\ &= \frac{1}{p} \sum_{l=1}^p \sum_{m=1}^n S_{li} S_{lm} A_{im} \mathbb{E} [\bar{Z}_{li} Z_{lm} Q_{mj}] \\ &= \frac{1}{p} \sum_{l=1}^p \sum_{m=1}^n S_{li} S_{lm} A_{im} \left(\mathbb{E} \left[\delta_{im} Q_{mj} + Z_{lm} \frac{\partial Q_{mj}}{\partial Z_{li}} \right] \right). \end{aligned} \quad (2)$$

Using $\frac{\partial Q}{\partial Z_{ab}} = -Q \frac{\partial Q}{\partial Z_{ab}} Q$, it then comes

$$\frac{\partial Q_{cd}}{\partial Z_{ab}} = -\frac{1}{p} \sum_{l,l'=1}^n Q_{il} [(X \odot S)'(E_{ab} \odot S)] \odot B]_{ll'} Q_{l'd},$$

for E_{ab} the matrix with all zero entries but at coordinate (a, b) where the entry equals 1. We further have that

$$[(X \odot S)^H (E_{ab} \odot S)] \odot B]_{ll'} = \sum_{o=1}^p \bar{X}_{ol} S_{ol} \delta_{oa} S_{ab} B_{ll'} = \bar{X}_{al} S_{al} S_{ab} B_{ll'} \delta_{l'b}$$

so that

$$\frac{\partial Q_{cd}}{\partial Z_{ab}} = -\frac{1}{p} [Q D_{B, \cdot b} (X \odot S)^H]_{ca} S_{ab} Q_{bd}.$$

We then obtain for $T_1(A, S) \equiv \mathbb{E} \left[\left[\left(\left[\frac{1}{p} (Z \odot S)^H (Z \odot S) \right] \odot A \right) Q \right]_{ij} \right]$ in (2):

$$\begin{aligned} T_1(A, S) &= \frac{1}{p} \sum_{l=1}^p \sum_{m=1}^n S_{li} S_{lm} A_{im} \mathbb{E} \left[\delta_{im} Q_{mj} - \frac{1}{p} Z_{lm} [Q D_{B, \cdot i} (X \odot S)^H]_{ml} S_{li} Q_{ij} \right] \\ &= \mathbb{E} \left[\frac{1}{p} [S^H S]_{ii} A_{ii} Q_{ij} \right] - \frac{1}{p^2} \sum_{l=1}^p [Z D_{S_{l, \cdot}} D_{A_{i, \cdot}} Q D_{B, \cdot i} (X \odot S)^H D_{S, \cdot i} D_{S, \cdot i}]_{ll} Q_{ij} \end{aligned}$$

where D_x denotes the diagonal matrix with elements the entries of vector x .

Term 2: (Z', P)

We obtain for $T_2(A, P) \equiv \mathbb{E} \left[\left[\left(\left[\frac{1}{p} (Z \odot S)^H (P \odot S) \right] \odot A \right) Q \right]_{ij} \right]$:

$$\begin{aligned}
T_2(A, R) &= \sum_{l=1}^p \sum_{m=1}^n \frac{1}{p} \mathbb{E} [\bar{Z}_{li} S_{li} P_{lm} S_{lm} A_{im} Q_{mj}] , \\
&= \frac{1}{p} \sum_{l=1}^p \sum_{m=1}^n S_{li} P_{lm} S_{lm} A_{im} \mathbb{E} \left[\frac{\partial Q_{mj}}{\partial z_{li}} \right] , \\
&= -\frac{1}{p^2} \sum_{l=1}^p \sum_{m=1}^n S_{li} P_{lm} S_{lm} A_{im} \mathbb{E} [(Q D_{B, \cdot, i} (X \odot S)^H)_{ml} S_{li} Q_{ij}] \\
&= -\frac{1}{p^2} \sum_{l=1}^p \mathbb{E} [[T D_{S_{l, \cdot}} D_{A_{i, \cdot}} Q D_{B, \cdot, i} (X \odot S)^H D_{S, \cdot, i}]_{ll} Q_{ij}]
\end{aligned}$$

where we used in particular the fact that $D_{S, \cdot, i}^2 = D_{S, \cdot, i}$.

Summation of $T_1(A, S)$ and $T_2(A, S)$:

Summing the two previous terms, we get

$$\begin{aligned}
T_1(A, S) + T_2(A, S) &= \mathbb{E} \left[\frac{1}{p} [S^H S]_{ii} A_{ii} Q_{ij} \right] \\
&\quad - \frac{1}{p^2} \sum_{l=1}^p \mathbb{E} [[X D_{S_{l, \cdot}} D_{A_{i, \cdot}} Q D_{B, \cdot, i} (X \odot S)^H D_{S, \cdot, i}]_{ll} Q_{ij}]
\end{aligned}$$

Due to the presence of the term $S_{l, \cdot}$ inside the matrix evaluated at position (l, l) , the summation over l cannot be “turned into a trace”, as conventionally done to prove e.g., the Marčenko-Pastur theorem [] (when $S_{ij} = 1$ and $B_{ij} = 1$ for all i, j). We therefore need to proceed otherwise by writing

$$\begin{aligned}
&\frac{1}{p^2} \sum_{l=1}^p [X D_{S_{l, \cdot}} D_{A_{i, \cdot}} Q D_{B, \cdot, i} (X \odot S)^H D_{S, \cdot, i}]_{ll} \\
&= \frac{1}{p^2} \sum_{l=1}^p X_{l, \cdot} D_{S_{l, \cdot}} D_{A_{i, \cdot}} Q D_{B, \cdot, i} D_{S_{l, \cdot}} X_{l, \cdot}^H S_{l, i}.
\end{aligned}$$

To evaluate the quadratic forms, we must “break” the dependence between $X_{l, \cdot}$ and Q . To this end, note that

$$Q = \left(\frac{1}{p} \sum_{i=1}^p \{ [D_{S_{i, \cdot}} X_{i, \cdot}^H X_{i, \cdot} D_{S_{i, \cdot}}] \odot B \} - z I_n \right)^{-1}$$

so that, applying Woodbury’s identity,

$$Q = Q_{-l} - \frac{1}{p} Q_{-l} \{ [D_{S_{l, \cdot}} X_{l, \cdot}^H X_{l, \cdot} D_{S_{l, \cdot}}] \odot B \} \left(I_n + \frac{1}{p} Q_{-l} \{ [D_{S_{l, \cdot}} X_{l, \cdot}^H X_{l, \cdot} D_{S_{l, \cdot}}] \odot B \} \right)^{-1} Q_{-l}.$$

Plugged into the quadratic form over $X_{l,\cdot}$, this gives:

$$\begin{aligned}
& \frac{1}{p} X_{l,\cdot} D_{S_{l,\cdot}} D_{A_{i,\cdot}} Q D_{B_{\cdot,i}} D_{S_{l,\cdot}} X_{l,\cdot}^H \\
&= \frac{1}{p} X_{l,\cdot} D_{S_{l,\cdot}} D_{A_{i,\cdot}} Q_{-l} D_{B_{\cdot,i}} D_{S_{l,\cdot}} X_{l,\cdot}^H \\
&- \frac{1}{p^2} X_{l,\cdot} D_{S_{l,\cdot}} D_{A_{i,\cdot}} Q_{-l} \{ [D_{S_{l,\cdot}} X_{l,\cdot}^H X_{l,\cdot} D_{S_{l,\cdot}}] \odot B \} \left(I_n + \frac{1}{p} Q_{-l} \{ [D_{S_{l,\cdot}} X_{l,\cdot}^H X_{l,\cdot} D_{S_{l,\cdot}}] \odot B \} \right)^{-1} \\
&\times Q_{-l} D_{B_{\cdot,i}} D_{S_{l,\cdot}} X_{l,\cdot}^H.
\end{aligned}$$

Recalling that $X = Z + LV^H$ (so that $X_{l,\cdot} = Z_{l,\cdot} + L_{l,\cdot} V^H$), we first find that, averaging over $Z_{l,\cdot}$,

$$\begin{aligned}
& \frac{1}{p} \mathbb{E} [X_{l,\cdot} D_{S_{l,\cdot}} D_{A_{i,\cdot}} Q_{-l} D_{B_{\cdot,i}} D_{S_{l,\cdot}} X_{l,\cdot}^H] \\
&= \frac{1}{p} \mathbb{E} [\text{tr} D_{S_{l,\cdot}} D_{A_{i,\cdot}} Q_{-l} D_{B_{\cdot,i}} D_{S_{l,\cdot}}] + \frac{1}{p} \mathbb{E} [L_{l,\cdot} V^H D_{S_{l,\cdot}} D_{A_{i,\cdot}} Q_{-l} D_{B_{\cdot,i}} D_{S_{l,\cdot}} V L_{l,\cdot}^H].
\end{aligned}$$

A further application of the Nash-Poincaré inequality then shows that the variance of $X_{l,\cdot} D_{S_{l,\cdot}} D_{A_{i,\cdot}} Q_{-l} D_{B_{\cdot,i}} D_{S_{l,\cdot}} X_{l,\cdot}^H$ vanishes as $O(1/p)$ while $\text{Var}[Q_{ij}] = O(1)$, so that the above result extends into

$$\begin{aligned}
& \frac{1}{p} \mathbb{E} [X_{l,\cdot} D_{S_{l,\cdot}} D_{A_{i,\cdot}} Q_{-l} D_{B_{\cdot,i}} D_{S_{l,\cdot}} X_{l,\cdot}^H Q_{ij}] \\
&= \frac{1}{p} \mathbb{E} [\text{tr} D_{S_{l,\cdot}} D_{A_{i,\cdot}} Q_{-l} D_{B_{\cdot,i}} D_{S_{l,\cdot}}] \mathbb{E}[Q_{ij}] \\
&+ \frac{1}{p} \mathbb{E} [L_{l,\cdot} V^H D_{S_{l,\cdot}} D_{A_{i,\cdot}} Q_{-l} D_{B_{\cdot,i}} D_{S_{l,\cdot}} V L_{l,\cdot}^H] \mathbb{E}[Q_{ij}] + O(p^{-\frac{1}{2}}).
\end{aligned}$$

Now observe, for the second right-hand side term, that, by Cauchy-Schwarz's inequality and after summation over l ,

$$\begin{aligned}
& \left(\frac{1}{p^2} \sum_{l=1}^p \mathbb{E} [L_{l,\cdot} V^H D_{S_{l,\cdot}} D_{A_{i,\cdot}} Q_{-l} D_{B_{\cdot,i}} D_{S_{l,\cdot}} V L_{l,\cdot}^H Q_{ij}] S_{l,i} \right)^2 \\
&\leq \frac{1}{p^2} \sum_{l'=1}^n \|L_{l',\cdot}\|^2 \frac{1}{p^2} \sum_{l=1}^p \mathbb{E}[|Q_{ij}|^2 L_{l,\cdot} D_{S_{\cdot,i}} V^H D_{S_{l,\cdot}} D_{B_{\cdot,i}} \\
&Q_{-l}^H D_{S_{l,\cdot}} D_{A_{i,\cdot}} V V^H D_{S_{l,\cdot}} D_{A_{i,\cdot}} Q_{-l} D_{B_{\cdot,i}} D_{S_{l,\cdot}} V D_{S_{\cdot,i}} L_{l,\cdot}^H] \\
&\leq \text{tr}(L^H L) \frac{1}{p^4} \sum_{l=1}^p \|\mathbb{E}[|Q_{ij}|^2 D_{S_{\cdot,i}} V^H D_{S_{l,\cdot}} D_{B_{\cdot,i}} Q_{-l}^H D_{S_{l,\cdot}} D_{A_{i,\cdot}} V V^H D_{S_{l,\cdot}} D_{A_{i,\cdot}} Q_{-l} \\
&D_{B_{\cdot,i}} D_{S_{l,\cdot}} V D_{S_{\cdot,i}}]\| \|L_{l,\cdot}\|^2 \\
&\leq \frac{C}{p^2} (\text{tr}(L^H L))^2 = O(p^{-2})
\end{aligned}$$

for $C > 0$ a bound on the norm of the matrix in the expectation term. This bound holds because we imposed that $L^H L \rightarrow \mathcal{L} = O_{\|\cdot\|}(1)$, because $\|Q_{-l}\| \leq 1/|\Im[z]|$ (or $\leq 1/z$ for $z < 0$) and because all entries of S, A, B are bounded.

Therefore, the term in the first line parentheses above is of order $O(p^{-1})$. As a consequence,

$$\begin{aligned} & \frac{1}{p^2} \sum_{l=1}^p \mathbb{E} [X_{l,\cdot} D_{S_{l,\cdot}} D_{A_{i,\cdot}} Q_{-l} D_{B_{\cdot,i}} D_{S_{l,\cdot}} X_{l,\cdot}^H Q_{ij}] S_{l,i} \\ &= \frac{1}{p^2} \sum_{l=1}^p \mathbb{E} [\text{tr} D_{R_{l,\cdot}} D_{A_{i,\cdot}} Q_{-l} D_{B_{\cdot,i}} D_{S_{l,\cdot}} Q_{ij}] S_{l,i} + O(p^{-1}). \end{aligned}$$

In the remainder of the derivations, we will often use the Cauchy-Schwarz and norm inequalities for more complex terms. We will not further develop them in detail when the result is immediate or close to the previous derivation.

Back to our original sum over (l, l) indices, we are now left to estimating the newly introduced quantity

$$\begin{aligned} & -\frac{1}{p^2} X_{l,\cdot} D_{R_{l,\cdot}} D_{A_{i,\cdot}} Q_{-l} \{ [D_{S_{l,\cdot}} X'_{l,\cdot} X_{l,\cdot} D_{S_{l,\cdot}}] \odot B \} \\ & \times \left(I_n + \frac{1}{p} Q_{-l} \{ [D_{S_{l,\cdot}} X'_{l,\cdot} X_{l,\cdot} D_{S_{l,\cdot}}] \odot B \} \right)^{-1} Q_{-l} D_{B_{\cdot,i}} D_{S_{l,\cdot}} X'_{l,\cdot}. \end{aligned}$$

This term is delicate as the dependence of the inner-matrix in $X_{l,\cdot}$ remains. Here the main observation to make is the following and depends on the nature of B :

$$\begin{aligned} \frac{1}{p} \{ [D_{S_{l,\cdot}} X_{l,\cdot}^H X_{l,\cdot} D_{S_{l,\cdot}}] \odot B \} &= \frac{1}{p} \{ [D_{S_{l,\cdot}} X_{l,\cdot}^H X_{l,\cdot} D_{S_{l,\cdot}}] \odot \varepsilon_B 1_n 1_n^T \} \\ &+ \frac{1}{p} \{ [D_{S_{l,\cdot}} X_{l,\cdot}^H X_{l,\cdot} D_{S_{l,\cdot}}] \odot \mathring{B} \} \\ &+ \frac{1}{p} \{ [D_{S_{l,\cdot}} X_{l,\cdot}^H X_{l,\cdot} D_{S_{l,\cdot}}] \odot (b - \varepsilon_B) I_p \} \end{aligned}$$

where we wrote $\mathring{B} = B - \mathbb{E}[B]$ and used $\mathbb{E}[B] = \varepsilon_B 1_n 1_n^T + (b - \varepsilon_B) I_p$.

Remark that

$$\frac{1}{p} [D_{S_{l,\cdot}} X_{l,\cdot}^H X_{l,\cdot} D_{S_{l,\cdot}}] \odot \mathring{B} = D_{D_{S_{l,\cdot}} X_{l,\cdot}^H} \mathring{B} D_{X_{l,\cdot} D_{S_{l,\cdot}}}$$

the spectral norm of which is bounded, for all large n, p with high probability by $O(\log p / \sqrt{p})$: this is because the spectrum of \mathring{B} follows a semi-circle distribution in the limit with $\|\mathring{B}\| / \sqrt{2n} \rightarrow 1$, and $\|D_{X_{l,\cdot}}\|$ is the maximum of n independent Gaussian variables which, uniformly on X cannot grow faster than $O(\sqrt{\log(np)}) = O(\sqrt{\log p})$. This claim is confirmed by a further application of the Nash-Poincaré inequality. Similarly, $\frac{1}{p} \{ [D_{S_{l,\cdot}} X_{l,\cdot}^H X_{l,\cdot} D_{S_{l,\cdot}}] \odot (b - \varepsilon_B) I_p \}$ is bounded in norm by $O(\log p / p)$.

With these remarks at hand, we may freely replace B in the expression of $[D_{S_{l,\cdot}}, X_{l,\cdot}^H, X_{l,\cdot}, D_{S_{l,\cdot}}] \odot B$ above by $\varepsilon_B 1_n 1_n^T$, so to obtain

$$\begin{aligned}
& -\frac{1}{p^2} X_{l,\cdot}, D_{S_{l,\cdot}}, D_{A_{i,\cdot}}, Q_{-l} \{ [D_{S_{l,\cdot}}, X_{l,\cdot}^H, X_{l,\cdot}, D_{S_{l,\cdot}}] \odot B \} \\
& \times \left(I_n + \frac{1}{p} Q_{-l} \{ [D_{S_{l,\cdot}}, X_{l,\cdot}^H, X_{l,\cdot}, D_{S_{l,\cdot}}] \odot B \} \right)^{-1} Q_{-l} D_{B,\cdot,i} D_{S_{l,\cdot}}, X_{l,\cdot}^H \\
& = -\frac{\varepsilon_B}{p^2} X_{l,\cdot}, D_{R_{l,\cdot}}, D_{A_{i,\cdot}}, Q_{-l} D_{S_{l,\cdot}}, X_{l,\cdot}^H, X_{l,\cdot}, D_{S_{l,\cdot}} \\
& \times \left(I_n + \frac{\varepsilon_B}{p} Q_{-l} D_{S_{l,\cdot}}, X_{l,\cdot}^H, X_{l,\cdot}, D_{S_{l,\cdot}} \right)^{-1} Q_{-l} D_{B,\cdot,i} D_{S_{l,\cdot}}, X_{l,\cdot}^H + O_p(\sqrt{\log p}/\sqrt{p}).
\end{aligned}$$

Using Sherman-Morrison's identity $u^H(A + \lambda uv^H)^{-1} = \frac{u^H A^{-1}}{1 + \lambda v^H A^{-1} u}$, this further simplifies into

$$\begin{aligned}
& -\frac{1}{p^2} X_{l,\cdot}, D_{S_{l,\cdot}}, D_{A_{i,\cdot}}, Q_{-l} \{ [D_{S_{l,\cdot}}, X_{l,\cdot}^H, X_{l,\cdot}, D_{S_{l,\cdot}}] \odot B \} \\
& \times \left(I_n + \frac{1}{p} Q_{-l} \{ [D_{S_{l,\cdot}}, X_{l,\cdot}^H, X_{l,\cdot}, D_{S_{l,\cdot}}] \odot B \} \right)^{-1} Q_{-l} D_{B,\cdot,i} D_{S_{l,\cdot}}, X_{l,\cdot}^H \\
& = -\frac{\varepsilon_B}{p^2} X_{l,\cdot}, D_{S_{l,\cdot}}, D_{A_{i,\cdot}}, Q_{-l} D_{S_{l,\cdot}}, X_{l,\cdot}^H, \frac{X_{l,\cdot}, D_{S_{l,\cdot}}, Q_{-l} D_{B,\cdot,i} D_{S_{l,\cdot}}, X_{l,\cdot}^H}{1 + \frac{\varepsilon_B}{p} X_{l,\cdot}, D_{S_{l,\cdot}}, Q_{-l} D_{S_{l,\cdot}}, X_{l,\cdot}^H} + O_p(\sqrt{\log p}/\sqrt{p}).
\end{aligned}$$

The quadratic forms are now all accessible and all converge to their traces at uniform speed $O(\log(p)/\sqrt{p})$ (again by a control of their variances), so that

$$\begin{aligned}
& -\frac{1}{p^2} X_{l,\cdot}, D_{S_{l,\cdot}}, D_{A_{i,\cdot}}, Q_{-l} \{ [D_{S_{l,\cdot}}, X_{l,\cdot}^H, X_{l,\cdot}, D_{S_{l,\cdot}}] \odot B \} \\
& \times \left(I_n + \frac{1}{p} Q_{-l} \{ [D_{S_{l,\cdot}}, X_{l,\cdot}^H, X_{l,\cdot}, D_{S_{l,\cdot}}] \odot B \} \right)^{-1} Q_{-l} D_{B,\cdot,i} D_{S_{l,\cdot}}, X_{l,\cdot}^H \\
& = -\frac{\varepsilon_B}{p^2} \text{tr} D_{S_{l,\cdot}}, D_{A_{i,\cdot}}, Q_{-l} \frac{\text{tr} D_{B,\cdot,i} D_{S_{l,\cdot}}^2, Q_{-l}}{1 + \frac{\varepsilon_B}{p} \text{tr} D_{S_{l,\cdot}}, Q_{-l}} + O_p(\sqrt{\log p}/\sqrt{p}).
\end{aligned}$$

With the same argument as above, one may freely replace Q_{-l} by Q up to a negligible cost of $O(1/\sqrt{p})$ in the above traces. Then, perturbing matrix K so to discard the contribution of $S_{l,\cdot}$ and $B_{\cdot,i}$ also comes at a negligible cost, so that, again with the same perturbation argument, we get

$$\begin{aligned}
& -\frac{1}{p^2} X_{l,\cdot}, D_{S_{l,\cdot}}, D_{A_{i,\cdot}}, Q_{-l} \{ [D_{S_{l,\cdot}}, X_{l,\cdot}^H, X_{l,\cdot}, D_{S_{l,\cdot}}] \odot B \} \\
& \times \left(I_n + \frac{1}{p} Q_{-l} \{ [D_{S_{l,\cdot}}, X_{l,\cdot}^H, X_{l,\cdot}, D_{S_{l,\cdot}}] \odot B \} \right)^{-1} Q_{-l} D_{B,\cdot,i} D_{S_{l,\cdot}}, X_{l,\cdot}^H \\
& = -\frac{\varepsilon_B}{p^2} \text{tr} D_{S_{l,\cdot}}, D_{A_{i,\cdot}}, Q_{-l} \frac{\varepsilon_B \varepsilon_S \text{tr} Q}{1 + \frac{\varepsilon_B \varepsilon_S}{p} \text{tr} Q} + O_p(\sqrt{\log p}/\sqrt{p}).
\end{aligned}$$

Summarizing the results above, we then get (with the same necessary controls by the Nash-Poincaré inequality as above),

$$\begin{aligned} T_1(A, R) + T_2(A, R) &= \mathbb{E} \left[\frac{1}{p} [S^H S]_{ii} A_{ii} Q_{ij} \right] - \mathbb{E} \left[\frac{1}{p^2} \sum_{l=1}^p \text{tr} (D_{S_l} D_{A_i} Q_{-l} D_{B_i} D_{S_l}) S_{li} Q_{ij} \right] \\ &\quad + \frac{1}{p} \sum_{l=1}^p \mathbb{E} \left[\frac{\varepsilon_B}{p^2} \text{tr} (D_{S_l} D_{A_i} Q_{-l}) \frac{\varepsilon_B \varepsilon_S \text{tr} Q}{1 + \frac{\varepsilon_B \varepsilon_S}{p} \text{tr} Q} S_{li} Q_{ij} \right] + O \left(\frac{\log p}{\sqrt{p}} \right). \end{aligned}$$

Term 3: (P^H, Z)

We consider now $T_3(A, S) \equiv \mathbb{E} \left[\left[\left(\left[\frac{1}{p} (P \odot S)^H (Z \odot S) \right] \odot A \right) Q \right]_{ij} \right]$:

$$T_3(A, R) = \frac{1}{p} \sum_{l=1}^p \sum_{m=1}^n P_{li} S_{li} S_{lm} A_{im} \mathbb{E} \left[\frac{\partial Q_{mj}}{\partial \bar{Z}_{lm}} \right]$$

with

$$\begin{aligned} \mathbb{E} \left[\frac{\partial Q_{cd}}{\partial \bar{Z}_{ab}} \right] &= -\frac{1}{p} [Q [(E_{ba} \odot S^H)(X \odot S) \cdot B] Q]_{cd} \\ &= -\frac{1}{p} \sum_{l=1}^n \sum_{m=1}^p Q_{cl} [(E_{ba} \odot S^H)(X \odot S) \cdot B]_{lm} Q_{md} \\ &= -\frac{1}{p} \sum_{l=1}^n \sum_{m=1}^p \sum_{o=1}^p Q_{cl} \delta_{bl} \delta_{ao} S_{lo}^H [X \odot S]_{om} B_{lm} Q_{md} \\ &= -\frac{1}{p} \sum_{l=1}^n \sum_{m=1}^p Q_{cl} \delta_{bl} S_{la}^H [X \odot S]_{am} B_{lm} Q_{md} \\ &= -\frac{1}{p} \sum_{m=1}^p Q_{cb} S_{ba}^H [X \odot S]_{am} B_{bm} Q_{md} \\ &= -\frac{1}{p} Q_{cb} S_{ba}^H [(X \odot S) D_{B_b} Q]_{ad}. \end{aligned}$$

As a consequence,

$$\begin{aligned} T_3(A, R) &= -\frac{1}{p^2} \sum_{l=1}^p \sum_{m=1}^n P_{li} S_{li} S_{lm} A_{im} Q_{mm} S_{ml} \mathbb{E} [(X \odot S) D_{B_m} Q]_{lj} \\ &= -\frac{1}{p^2} \sum_{l=1}^p P_{li} S_{li} \mathbb{E} \left[(X \odot S) \left(\sum_{m=1}^p D_{B_m} S_{lm} A_{im} Q_{mm} S_{ml} \right) Q \right]_{lj} \\ &= -\frac{1}{p^2} \sum_{l=1}^p P_{li} S_{li} \mathbb{E} \left[(X \odot S) D_{\{\text{tr} Q D_{B \cdot s} D_{S_l} D_{A_i} \}_{s=1}^n} Q \right]_{lj} \\ &= -\frac{1}{p^2} \sum_{l=1}^p \mathbb{E} \left[[(T \odot S)^H]_{il} \left[(X \odot S) D_{\{\text{tr} Q D_{B \cdot s} D_{S_l} D_{A_i} \}_{s=1}^n} Q \right]_{lj} \right]. \end{aligned}$$

At this stage in the calculus, it is necessary to study the normalized trace

$$\frac{1}{p} \text{tr} Q D_{B.s} D_{A_i} D_{S_l}.$$

Note that, unless $B_s^H = A_i$ (which could only occur for one value of s ; typically $s = i$ if we take $A = B$), using similar perturbation arguments in the large n, p regime as above (the impact of column B_s is negligible in Q), we obtain

$$\frac{1}{p} \text{tr} Q D_{B.s} D_{A_i} D_{S_l} = \frac{\varepsilon_B}{p} \text{tr} Q D_{A_i} D_{S_l} + o_p(1).$$

As such, $D_{\{\text{tr} Q D_{B.s} D_{A_i} D_{S_l}\}_{s=1}^p}$ is asymptotically close to a scaled identity matrix *depending on i* and we may then rewrite

$$T_3(A, R) = -\frac{\varepsilon_B}{p} \mathbb{E} \left[(P \odot R)^H D_{\{\frac{1}{p} \text{tr} Q D_{A_i} D_{S_l}\}_{l=1}^p} (X \odot S) Q \right]_{ij} + o(1).$$

This further boils down to

$$\begin{aligned} T_3(A, S) &= -\frac{\varepsilon_B \varepsilon_S}{p} \mathbb{E} \left[D_{\{\frac{1}{p} \text{tr} D_{A_i} Q\}_{i=1}^n} (P \odot S)^H (X \odot S) Q \right]_{ij} + o(1) \\ &= -\frac{\varepsilon_B \varepsilon_S}{p} \mathbb{E} \left[\left[(P \odot S)^H (X \odot S) \right] \odot d_{\{\frac{1}{p} \text{tr} D_{A_i} Q\}_{i=1}^n} 1_n^T \right]_{ij} Q + o(1) \end{aligned}$$

where d_v is the (column) vector composed of the elements v_i .

Term 4: (P^H, P)

We finally add up the easiest term

$$T_4(A, R) \equiv \mathbb{E} \left[\left[\left(\left[\frac{1}{p} (P \odot S)^H (P \odot S) \right] \odot A \right) Q \right]_{ij} \right].$$

Collecting the terms

Collecting all terms $T_i(A, S)$, it appears that the desired evaluation of $\mathbb{E}[Q_{ij}]$, which we obtain through that of

$$\mathbb{E} \left[\frac{1}{p} (X \odot S)^H (X \odot S) Q \right]_{ij}$$

gives rise to two sets of “new” terms:

1. the traces

$$\text{tr} (D_{S_l} D_{A_i} Q_{-l})$$

2. the matrix expectation

$$\mathbb{E} \left[\left[\left[(P \odot S)^H (X \odot S) \right] \odot d_{\{\frac{1}{p} \text{tr} D_{A_i} Q\}_{i=1}^n} 1_n^T \right] Q \right]_{ij}.$$

Using perturbation arguments, the traces are easily analyzed and all lead to scaled versions of $\text{tr}Q$ in the limit, thereby effectively not providing any new term.

The matrix expectation is less immediate and must be appropriately used to “close the loop” of the estimate of $\mathbb{E}[Q_{ij}]$. Specifically,

- letting $A = B$ in the initial equation leads to evaluating

$$\mathbb{E} \left[\left\{ [(P \odot S)^H(X \odot S)] \odot d_{\{\frac{1}{p}\text{tr}D_{B_i}, Q\}_{i=1}^n} 1_n^T \right\} Q \right]_{ij}$$

which, from the fact that $\frac{1}{p}\text{tr}D_{B_i}, Q = \frac{\varepsilon_B}{p}\text{tr}Q + o_p(1)$, is essentially

$$\mathbb{E} \left[\frac{\varepsilon_B}{p} \text{tr}Q \left\{ [(P \odot S)^H(X \odot S)] \odot 1_n 1_n^T \right\} Q \right]_{ij}$$

a term that we thus need to evaluate;

- letting then $A = 1_n 1_n^T$ leads instead to

$$\begin{aligned} & \mathbb{E} \left[\left\{ [(P \odot S)^H(X \odot S)] \odot d_{\{\frac{1}{p}\text{tr}D_{1_n}, Q\}_{i=1}^n} 1_n^T \right\} Q \right]_{ij} \\ &= \mathbb{E} \left[((1/p)\text{tr}Q) \left\{ [(P \odot S)^H(X \odot S)] \odot 1_n 1_n^T \right\} Q \right]_{ij} \end{aligned}$$

from which we may now close the loop.

Precisely, combining terms from $T_3(1_n 1_n^T, S)$ and $T_4(1_n 1_n^T, S)$, we first find that

$$\begin{aligned} & \left\{ \left[\frac{1}{p} (P \odot S)^H(X \odot S) \right] \odot 1_n 1_n^T \right\} Q \\ & \leftrightarrow - \left(\frac{\varepsilon_B \varepsilon_S}{p} \text{tr}Q \right) \left\{ \left[\frac{1}{p} (T \odot S)^H(X \odot S) \right] \odot 1_n 1_n^T \right\} Q \\ & + \left\{ \left[\frac{1}{p} (P \odot S)^H(P \odot S) \right] \odot 1_n 1_n^T \right\} Q \end{aligned}$$

so that, letting $m(z) \in \mathbb{C}$ be such that $\frac{1}{n}\text{tr}Q \leftrightarrow m(z)$,

$$\begin{aligned} & \left\{ \left[\frac{1}{p} (P \odot S)^H(X \odot S) \right] \odot 1_n 1_n^T \right\} Q \\ & \leftrightarrow \frac{1}{1 + c_0^{-1} \varepsilon_B \varepsilon_S m(z)} \left\{ \left[\frac{1}{p} (P \odot S)^H(P \odot S) \right] \odot 1_n 1_n^T \right\} Q. \end{aligned}$$

Next, combining all $T_i(B, S)$, we get, using in particular $\frac{1}{p}[S^H S]_{ii} \rightarrow \varepsilon_S$ almost surely,

$$\begin{aligned} Q & \leftrightarrow -\frac{1}{z} I_n + \frac{\varepsilon_S b}{z} Q - \varepsilon_S^2 \varepsilon_B c_0^{-1} m(z) Q + \frac{\varepsilon_B^3 \varepsilon_S^3 c_0^{-2} m(z)^2}{1 + c_0^{-1} \varepsilon_B \varepsilon_S m(z)} Q \\ & - \frac{\varepsilon_B^2 \varepsilon_S c_0^{-1} m(z)}{1 + c_0^{-1} \varepsilon_B \varepsilon_S m(z)} \frac{1}{p} (P \odot S)^H(P \odot S) Q + \frac{1}{p} \left\{ [(P \odot S)^H(P \odot S)] \odot B \right\} Q. \end{aligned}$$

To complete the proof, we now need to handle the terms $(P \odot S)^H(P \odot S)Q$ and $\frac{1}{p}\{[(P \odot S)^H(P \odot S)] \odot B\}Q$ and relate them to Q directly. To this end, similar to previously, let us write $S = \varepsilon_S 1_p 1_n^T + \mathring{S}$, $B = \varepsilon_B 1_n 1_n^T + \mathring{B}$ and $P = \sum_{\ell=1}^k L_{\cdot,\ell} V_{\cdot,\ell}^H$. Then, since we imposed the entries V_{ij} to be essentially of order $1/\sqrt{n}$,² observe that the matrix $\frac{1}{\sqrt{p}} L_{\cdot,\ell} V_{\cdot,\ell}^H \odot \mathring{S} = \frac{1}{\sqrt{p}} D_{L_{\cdot,\ell}} \mathring{S} D_{V_{\cdot,\ell}^H}$ has operator norm of order $1/\sqrt{p}$. The same reasoning applies to B , so that we may rewrite

$$\begin{aligned} zQ &\leftrightarrow -I_n + \varepsilon_S bQ - \varepsilon_S^2 \varepsilon_B c_0^{-1} m(z)Q + \frac{\varepsilon_B^3 \varepsilon_S^3 c_0^{-2} m(z)^2}{1 + c_0^{-1} \varepsilon_B \varepsilon_S m(z)} Q \\ &\quad - \frac{\varepsilon_B^2 \varepsilon_S^3 c_0^{-1} m(z)}{1 + c_0^{-1} \varepsilon_B \varepsilon_S m(z)} \frac{1}{p} P^H P Q + \varepsilon_B \varepsilon_S^2 \frac{1}{p} P^H P Q \\ &= -I_n + \varepsilon_S bQ - \varepsilon_S^2 \varepsilon_B c_0^{-1} m(z)Q + \frac{\varepsilon_B^3 \varepsilon_S^3 c_0^{-2} m(z)^2}{1 + c_0^{-1} \varepsilon_B \varepsilon_S m(z)} Q \\ &\quad + \frac{\varepsilon_B \varepsilon_S^2}{1 + c_0^{-1} \varepsilon_B \varepsilon_S m(z)} \frac{1}{p} P^H P Q \end{aligned}$$

Further using

$$\frac{1}{p} P^H P = \frac{1}{p} V L^H L V^H = V \mathcal{L} V^H + o_{\|\cdot\|}(1)$$

along with the fact that $V^H V = I_k$, we finally get the deterministic equivalent for Q

$$\begin{aligned} Q &\leftrightarrow \left[(\varepsilon_S b - z) I_n - c_0^{-1} \varepsilon_S^2 \varepsilon_B m(z) I_n + \frac{c_0^{-2} \varepsilon_S^3 \varepsilon_B^3 m(z)^2}{1 + \varepsilon_B \varepsilon_S c_0^{-1} m(z)} I_n \right. \\ &\quad \left. + \frac{c_0^{-1} \varepsilon_S^2 \varepsilon_B}{1 + \varepsilon_B \varepsilon_S c_0^{-1} m(z)} V \mathcal{L} V^H \right]^{-1}. \end{aligned}$$

In particular, recalling that $m(z)$ is an asymptotic equivalent for $\frac{1}{n} \text{tr} Q$, we have

$$m(z) = \frac{1}{(\varepsilon_S b - z) - c_0^{-1} \varepsilon_S^2 \varepsilon_B m(z) + \frac{c_0^{-2} \varepsilon_S^3 \varepsilon_B^3 m(z)^2}{1 + \varepsilon_B \varepsilon_S c_0^{-1} m(z)}}$$

which unfolds from $V \mathcal{L} V^H$ being of finite rank k (so that it does not affect the limiting normalized trace) and thus provides a *deterministic equivalent*. Equivalently, this is

$$z = \varepsilon_S b - \frac{1}{m(z)} - c_0^{-1} \varepsilon_B \varepsilon_S^2 m(z) + \frac{c_0^{-2} \varepsilon_B^3 \varepsilon_S^3 m(z)^2}{1 + c_0^{-1} \varepsilon_B \varepsilon_S m(z)}$$

²More specifically, it is enough to assume that $V_{ij}^2 = o(1/\sqrt{n})$.

which, integrated in the previous expression of the random equivalent of Q , provides the shorter and final forms of the *deterministic equivalent*:

$$Q \leftrightarrow m(z) \left[I_n + \frac{c_0^{-1} \varepsilon_S^2 \varepsilon_B m(z)}{1 + \varepsilon_B \varepsilon_S c_0^{-1} m(z)} V \mathcal{L} V^H \right]^{-1}$$

or possibly more expressively

$$Q \leftrightarrow m(z) V_\perp V_\perp^H + m(z) V \left[I_k + \frac{c_0^{-1} \varepsilon_S^2 \varepsilon_B m(z)}{1 + \varepsilon_B \varepsilon_S c_0^{-1} m(z)} \mathcal{L} \right]^{-1} V^H$$

where in this last equality V_\perp is an orthonormal basis completing V (this last result follows from Woodbury's matrix inverse identity).

3.3 Proof of Theorem 2

With the previous result available, the proof of Theorem 2 follows from a classical random matrix approach.

Let $\mathcal{L} = \sum_{i=1}^k \ell_i \mathcal{V}_i \mathcal{V}_i^H$ be the spectral decomposition of \mathcal{L} with $\mathcal{V}_i \in \mathbb{C}^{k \times L_i}$ isometric and such that $\Pi_i = \mathcal{V}_i \mathcal{V}_i^H$ is a projector on the eigenspace associated to eigenvalue ℓ_i which we assume of multiplicity L_i greater or equal to 1.

Then, assuming asymptotic separability (that is, the existence of a spike associated to ℓ_i), such that the resulting associated eigenvalue(s) $\lambda_j, \dots, \lambda_{j+L_i-1}$ of K converge to ρ_i with associated eigenspace $\hat{\mathcal{V}}_i$, we have, in the large n, p limit, almost surely (the limit is needed to ensure that $\lambda_j, \dots, \lambda_{j+L_i-1}$ fall into the contour Γ_{ρ_i}),

$$\begin{aligned} \hat{\mathcal{V}}_i \hat{\mathcal{V}}_i^H &= -\frac{1}{2\pi i} \oint_{\Gamma_{\rho_i}} Q(z) dz \\ &\leftrightarrow -\frac{1}{2\pi i} \oint_{\Gamma_{\rho_i}} m(z) V \left[I_k + \frac{c_0^{-1} \varepsilon_S^2 \varepsilon_B m(z)}{1 + \varepsilon_B \varepsilon_S c_0^{-1} m(z)} \mathcal{L} \right]^{-1} V^H dz \end{aligned}$$

for Γ_x a positively oriented complex contour surrounding x closely. By residue calculus, we then find that

$$\begin{aligned} \hat{\mathcal{V}}_i \hat{\mathcal{V}}_i^H &\leftrightarrow -\lim_{z \in \mathbb{C} \rightarrow \rho_i} (z - \rho_i) m(z) U \left[I_k + \frac{c_0^{-1} \varepsilon_S^2 \varepsilon_B m(z)}{1 + \varepsilon_B \varepsilon_S c_0^{-1} m(z)} \mathcal{L} \right]^{-1} V^H \\ &\leftrightarrow -\lim_{z \in \mathbb{C} \rightarrow \rho_i} (z - \rho_i) m(z) V \mathcal{V}_i \left[1 + \frac{c_0^{-1} \varepsilon_S^2 \varepsilon_B m(z)}{1 + \varepsilon_B \varepsilon_S c_0^{-1} m(z)} \ell_i \right]^{-1} \mathcal{V}_i^H V^H \end{aligned}$$

where we exploited the fact that the denominator above must vanish as $z \rightarrow \rho_i$, thereby in passing *defining* ρ_i .

Specifically, we find that ρ_i , the limit of the empirical eigenvalues of K associated with ℓ_i , is solution to

$$1 + \ell_i \frac{c_0^{-1} \varepsilon_B \varepsilon_S^2 m(\rho_i)}{1 + c_0^{-1} \varepsilon_B \varepsilon_S m(\rho_i)} = 0 \Leftrightarrow \frac{1}{m(\rho_i)} = -c_0^{-1} \varepsilon_B \varepsilon_S (1 + \varepsilon_S \ell_i).$$

In particular, we have the following convenient relation for what follows:

$$1 + c_0^{-1} \varepsilon_B \varepsilon_S m(\rho_i) = \frac{\varepsilon_S \ell_i}{1 + \varepsilon_S \ell_i}.$$

Exploiting the relation $z = f(m(z))$ above, applied to $z = \rho_i$, this leads to the explicit value of the isolated “spike” ρ_i :

$$\boxed{\rho_i = \varepsilon_S b + c_0^{-1} \varepsilon_B \varepsilon_S (1 + \varepsilon_S \ell_i) + \frac{\varepsilon_S}{1 + \varepsilon_S \ell_i} + \frac{\varepsilon_B}{\ell_i (1 + \varepsilon_S \ell_i)}}.$$

By l’Hospital’s rule (or equivalently a first order Taylor expansion of both numerator and denominator in the inverse formula of the residue), we then have

$$\hat{\mathcal{U}}_i \hat{\mathcal{V}}_i^H \leftrightarrow -V \mathcal{V}_i \frac{m(\rho_i)(1 + c_0^{-1} \varepsilon_B \varepsilon_S m(\rho_i))^2}{\ell_i c_0^{-1} \varepsilon_B \varepsilon_S^2 m'(\rho_i)} \mathcal{V}_i^H V^H$$

where, exploiting the defining equation of $m(z)$, we find after mere algebraic calculus

$$\begin{aligned} \frac{1}{m'(z)} &= \frac{1}{m(z)^2} - c_0^{-1} \varepsilon_B \varepsilon_S^2 + c_0^{-2} \varepsilon_B^3 \varepsilon_S^3 m(z) \frac{2 + c_0^{-1} \varepsilon_B \varepsilon_S m(z)}{(1 + c_0^{-1} \varepsilon_B \varepsilon_S m(z))^2} \\ &= \frac{1}{m(z)^2} - c_0^{-1} \varepsilon_B \varepsilon_S^2 + \frac{c_0^{-2} \varepsilon_B^3 \varepsilon_S^3 m(z)}{1 + c_0^{-1} \varepsilon_B \varepsilon_S m(z)} + \frac{c_0^{-2} \varepsilon_B^3 \varepsilon_S^3 m(z)}{(1 + c_0^{-1} \varepsilon_B \varepsilon_S m(z))^2}. \end{aligned}$$

Altogether, we finally find the fully explicit deterministic equivalent

$$\boxed{\hat{\mathcal{V}}_i \hat{\mathcal{V}}_i^H \leftrightarrow \left(\frac{\varepsilon_S \ell_i}{1 + \varepsilon_S \ell_i} - \frac{\varepsilon_S \ell_i}{c_0^{-1} \varepsilon_B (1 + \varepsilon_S \ell_i)^3} - \frac{1}{c_0^{-1} (1 + \varepsilon_S \ell_i)^3} - \frac{1}{c_0^{-1} \varepsilon_S \ell_i (1 + \varepsilon_S \ell_i)^2} \right) V \mathcal{V}_i \mathcal{V}_i^H V^H}.$$

Equating the term in parentheses to zero then provides the phase transition condition: indeed, the asymptotic alignment of population and sample eigenspaces vanishes right at the position where the spike ρ_i escapes the limiting continuous part of the support of the eigenvalues of K . The phase transition for ρ_i then occurs when ℓ_i satisfies:

$$\boxed{0 = \ell_i^4 + \frac{2}{\varepsilon_S} \ell_i^3 + \frac{1}{\varepsilon_S^2} \left(1 - \frac{c_0}{\varepsilon_B} \right) \ell_i^2 - \frac{2c_0}{\varepsilon_S^3} \ell_i - \frac{c_0}{\varepsilon_S^4} \equiv F(\ell_i)}.$$

This expression of F is convenient as it takes the form of a polynomial of order 4 with unit leading monomial coefficient. It then suffices to remark that the asymptotic alignment expression above expresses as $F(\rho_i)/\ell_i/(1 + \varepsilon_S \ell_i)^3$ to conclude the proof of Theorem 2.