

# Malicious and Low Credibility URLs on Twitter during COVID-19

Sameera Horawalavithana  
CSE, University of South Florida  
sameera1@usf.edu

Ravindu De Silva  
SCoRe Lab  
ravindud@scorelab.org

Mohamed Nabeel  
Qatar Computing Research Institute  
mnabeel@hbku.edu.qa

Charitha Elvitigala  
SCoRe Lab  
charitha@scorelab.org

Primal Wijesekara  
University of California, Berkeley  
primal@berkeley.edu

Adriana Iamnitchi  
CSE, University of South Florida  
anda@cse.usf.edu

## 1 KEY FINDINGS

This study provides an in-depth analysis of a Twitter dataset around AstraZeneca COVID vaccine development released as a part of Grand Challenge<sup>1</sup>, North American Social Network Conference, 2021. In brief, we show:

- (1) the presence of malicious and low credibility information sources shared on Twitter messages in multiple languages.
- (2) the malicious URLs, often in shortened forms, are increasingly hosted in content delivery networks and shared cloud hosting infrastructures not only to improve reach but also to avoid being detected and blocked.
- (3) potential signs of coordination to promote both malicious and low credibility URLs on Twitter. We use a null model and several statistical tests to identify meaningful coordination behavior.

## 2 ANALYTIC APPROACH

Our analysis identifies the patterns related to URLs and web domains cited on Twitter messages. We use multiple features related to URL mentions including user sharing activities, credibility of the information source, maliciousness of the web domain, the article content, etc. to guide our analysis.

To understand the patterns of sharing URL information in Twitter conversations, we only consider the Twitter messages that contain at least a URL, which consist of 25% from the total messages. As shown in Figure 1, they are shared between August 17 and September 10, 2020. We filtered out URLs to Twitter itself that typically refer to other tweets. In addition, the external links (e.g., a tweet mentioning a YouTube video, or an external website domain) mentioned in the messages are pre-processed as following. The shortened URLs are expanded, and HTML parameters are removed from the URLs. The YouTube URLs are resolved to the base URL if they include a parameter referencing a specific time in the video. We represent the URL by the parent domain when multiple child domains exist (e.g., fr.sputniknews.com, arabic.sputniknews.com etc. are renamed as sputniknews.com). This pre-processing code of resolving URLs is publicly available [14]. In this analysis, we do not differentiate among different message types (e.g., tweets, retweets, replies and quotes), but consider all messages as URL mentions.

For additional analysis, we scrape the web page content pointed to an URL using a Python library, Newspaper. We managed to scrape 22,856 articles. The tool failed to extract content from some

web domains mainly due to inactive web pages and regulations enforced by the web domain.

## 3 RESULTS

We first show the basic characteristics of the URLs shared on Twitter (Section 3.1). Second, we report the characteristics of low credibility URLs (Section 3.2) and malicious URLs (Section 3.3). Finally, we show coordination patterns within the groups of users who attempt to promote both low credibility and malicious content (Section 3.4).

### 3.1 Basic Characteristics

The main characteristics of the dataset are listed in Table 1. The resulting dataset consists of 85,064 Twitter messages.

Figure 1 shows a spike in URL mentions on September 9, 2020. This is mainly due to the reports of the halt in AstraZeneca vaccine development following a suspected adverse reaction of a trial participant. There are 23,620 (28%) messages citing distinct 8,566 URLs on this particular day. The most popular URLs point mainstream news articles, while the article published in statnews.com received the highest number (1,158) of shares<sup>2</sup>.

According to the Lavid [10], the majority of the articles are in English (6,453) and Spanish (5,197) languages. Other articles are written in Turkish (1,839), French (1,539), Portuguese (1,277), Russian (784), Italian (772), Greek (708), Japanese (702), Croatian (447), etc. There are 274 and 165 YouTube videos shared on Twitter have the title written in English and Spanish languages, respectively.

Table 1: Basic characteristics of Twitter URL Dataset.

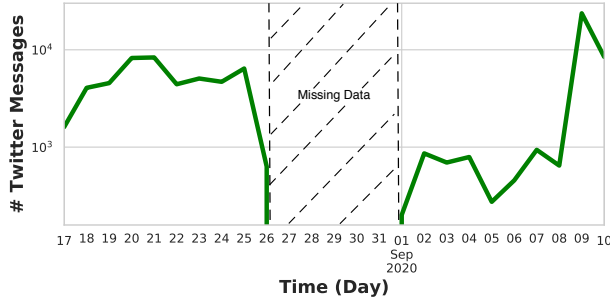
# Distinct URLs	26,422
# Distinct Domains	6,990
# Users	40,287
# Messages	85,064

### 3.2 Low Credibility Information Sources

In this section, we report how Twitter users react to low credibility information sources. We group the web domains according to the classification made by Media Bias/ Fact Check (MBFC) [2]. We also cross-check these domains with the list of web sites that publish False COVID-19 information as identified by NewsGuard [3].

<sup>1</sup><https://www.insna.org/nasn-2021-grand-challenge>

<sup>2</sup><https://www.statnews.com/2020/09/08/astrazeneca-covid-19-vaccine-study-put-on-hold-due-to-suspected-adverse-reaction-in-participant-in-the-u-k/>



**Figure 1: Number of Twitter URL mentions over time. There is a known gap in the data collection between August 27-31**

We identify 6,860 (26%) URLs from 17 low credibility information sources that are shared on 26,220 (31%) messages (as shown in Table 2). sputniknews.com is the most popular web domain by the number of mentions (22,251), the number of users (4,358) and the number of URLs (6,638). This can be expected mainly due to a network of sputniknews.com media outlets that publish articles in many languages. For example, 1,377 and 1,080 sputniknews.com articles are published in Turkish and French. However, sputniknews.com URLs are not the most popular to be shared in the immediate hours after their first appearance (as shown in Figure 2b). For example, the median number of sputniknews.com URL mentions is 2 in an hour. sputniknews.com is frequently described as a Russian propaganda outlet that spreads master narratives in the Russia’s disinformation campaign [2].

We noticed that rt.com acquires its many mentions from very few URLs: 119 URLs are cited in 3,225 messages during our observation period (Figure 2a). rt.com URLs have the highest number of mentions in the first hour after publication (as shown in Figure 2b) relative to the rest of popular web sites.

We also note that Twitter messages share the same article heading in the messages when they cite the same URL. These users might promote certain topics through massive repetition of messages via injecting URLs. For example, an article published in zerothedge.com was in the Top-10 most popular URLs on the day when AstraZeneca vaccine development halted<sup>3</sup>. However, this article tried to build an alternative frame highlighting a statement by the US House Speaker Nancy Pelosi about the issue instead of reporting the details of the main event. This technique can spoof the Twitter trending algorithm to broadcast their message towards a wider audience and to establish their preferred narrative via artificial amplification.

We also discovered URLs from two Russian news media domains, sputnik-abkhazia.ru and moskva-tyt.ru that are shared by very few users. For example, sputnik-abkhazia.ru is the fourth most popular web domain by the number of URLs cited on Twitter messages. These URLs are shared solely by the Twitter account controlled by the news media site. However, they gain limited engagement with other users.

Another objective is to compare and contrast the linguistic patterns used in the misleading and credible news articles. We used the

**Table 2: Twitter sharing characteristics for low credibility URLs as identified by MBFC and NewsGuard (NG). We use the ✓ mark to reflect whether the domain is being listed as a low credibility information source by the respective fact checking organization.**

Domain	MBFC	NG	# Mentions	# Users	# URLs
sputniknews.com	✓	✓	22,251	4,358	6,638
rt.com	✓	✓	3,225	1,922	119
zenith.news	✓	-	117	6	62
zerothedge.com	✓	✓	278	249	15
swarajyamag.com	✓	-	228	105	5
oann.com	✓	✓	50	48	4
childrenshealthdefense.org	✓	✓	3	3	3
globalresearch.ca	✓	✓	16	7	3
torontotoday.net	✓	-	9	5	2
gnews.org	✓	✓	4	4	2
truepundit.com	✓	✓	29	29	1
needtoknow.news	✓	-	5	5	1
oye.news	✓	✓	1	1	1
gellerreport.com	✓	✓	1	1	1
barenakedislam.com	✓	-	1	1	1
wakingtimes.com	✓	✓	1	1	1
thegatewaypundit.com	✓	✓	1	1	1

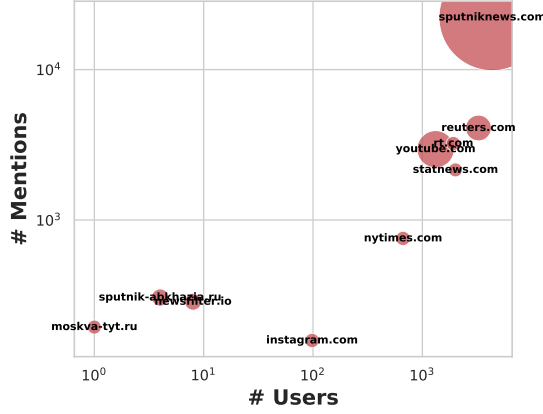
articles hosted at two most popular domains sputniknews.com and reuters.com for this analysis. While we know sputniknews.com publishes misleading, questionable content [2, 3], reuters.com is a credible mainstream news media outlet. To analyze the linguistic patterns of the words used in the articles, we use LIWC to count the words associated with different psychological categories. LIWC [18] is a linguistic dictionary that contains 4,500 words categorized to analyze psycholinguistic patterns in text. We use six categories in the LIWC dictionary: Social processes, Affective processes, Cognitive processes, Perceptual processes, Biological processes and Relativity. Figure 3 shows the fraction of words used in the articles for each LIWC category.

It is interesting to note the lack of words used in sputniknews.com articles to cover the main discussion topics related to the biological processes compared to what reported in reuters.com (Figure 3). We noticed sputniknews.com articles used more words that are associated with social processes (e.g., friends, family), affective processes (e.g., anxiety, sadness), and cognitive processes (e.g., discrepancy, tentative) than what are used in the articles published by reuters.com. This suggests that the sputniknews.com articles used a different writing style in their articles.

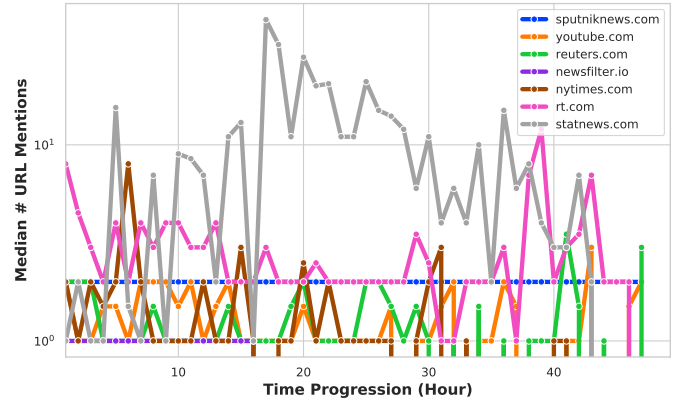
### 3.3 Malicious URLs

We use VirusTotal (VT) [19] to extract the *maliciousness* of URLs. VT provides the state-of-the-art aggregated intelligence for domains and URLs, and relies on more than 70 third-party updated antivirus (AV) engines. For all distinct URLs in our collection, we extract VT scan reports via querying the publicly available API. Each VT scan report contains of the verdict from every AV engine, information related to the URL such as first and last seen dates of the URL in the VT system, hosting IP address, final redirected URL (if applicable), content length, etc. Each AV engine in a VT report detects if the URL is malicious or not. We use the number of engines that detect a URL as malicious as an indication of the maliciousness of the URL.

<sup>3</sup><https://www.zerothedge.com/markets/ft-confirms-astrazeneca-covid-19-vaccine-caused-serious-spinal-issues-test-patient>



(a) Top-10 shared domains



(b) Twitter lifespan of URLs by domain

Figure 2: Twitter sharing characteristics of most popular domains. Figure a) shows the Top-10 domains by the number of distinct URLs. The size of the markers in this plot are proportional to the number of URLs associated with the domain. Figure b) shows the number of URL mentions posted at each hour after the first appearance of URL in the respective domain. We count the number of mentions for each URL in the respective hour, and calculate the median number of mentions for the domain of the URL.

Table 3: The most popular domains hosting articles written in multiple languages. sputniknews.com and youtube.com are among the most popular domains.

English	Spanish	Turkish	French	Portugese
sputniknews.com	sputniknews.com	sputniknews.com	sputniknews.com	sputniknews.com
youtube.com	youtube.com	youtube.com	cvitrolles.wordpress.com	brasil247.com
reuters.com	rt.com	ntv.com.tr	youtube.com	evsarteblog.wordpress.com
newsfilter.io	reuters.com	is.gd	francetvinfo.fr	youtube.com
nytimes.com	wp.me	sozcu.com.tr	lalibre.be	tvi24.iol.pt

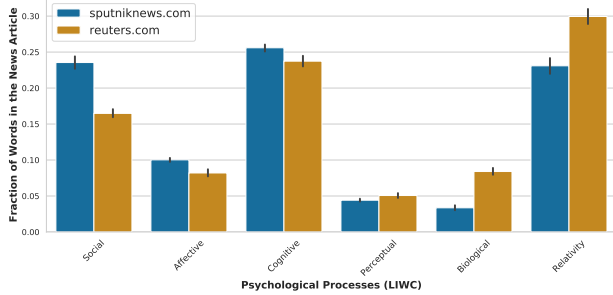


Figure 3: Lexical patterns used in the articles hosted at sputniknews.com and reuters.com

In this study, we label a URL as malicious if at least one AV engine, that is  $\#VT \geq 1$ , detects it as malicious. We identify 441 malicious URLs from the collected VT reports. We observe that 25.75% of the malicious URLs utilize URL shortening services with top 4 services being bit.ly, tinyurl.com, ow.ly and goo.su whereas as only

0.97% of benign URLs utilize such services. This observation is consistent with the trend that malicious actors increasingly utilize shortening services to camouflage malicious URLs presenting non-suspecting URLs to users [7]. We find that 30.80% of the domains related to malicious URLs are ranked below 100K by Alexa [1] (The lower the rank value, the higher the popularity). This indicates the concerning fact that malicious actors are able to reach a large user base reaping a high return on investment for their attacks.

We further analyze the malicious URLs to identify related malicious URLs. To this end, based on the lexical features in the literature and the hosting features mentioned in Table 4, we cluster the malicious URLs using PCA/OPTICS algorithm [13]. While lexical features identify characteristics related to URLs themselves, hosting features, extracted from Farsight Passive DNS (PDNS) data [5], capture the characteristics of underlying hosting infrastructure. As shown in Figure 4, these features collectively identify 10 distinct malicious URL clusters. We manually verified the accuracy of the top 2 clusters by checking the web page content, registration information and domain certificate information. Our observations suggest that attackers launch multiple attacks at the same time.

We also analyze the clusters based on the maliciousness of URLs. The maliciousness of a URL can loosely be measured by #VT, the number of VT positives. An interesting observation is that URLs belonging to different maliciousness levels share similar lexical and hosting features.

We further analyze these malicious URLs in terms of where they are hosted. To our surprise, we find that 80.04% of these malicious URLs are hosted in CDNs such as Cloudflare and Akamai. While CDNs provide fast delivery of content across the globe through their distributed computing infrastructure, we believe a key reason why malicious actors utilize such services is to improve attack agility and stay below the radar of malicious domain detection mechanisms in place. This observation is further reinforced with the increased utilization of public cloud computing infrastructure (33.5% of all malicious URLs) sharing hosting IPs with tens of thousands of unrelated domains, which are mostly benign. Such shared IPs are usually not blocked in practice due to the collateral damage.

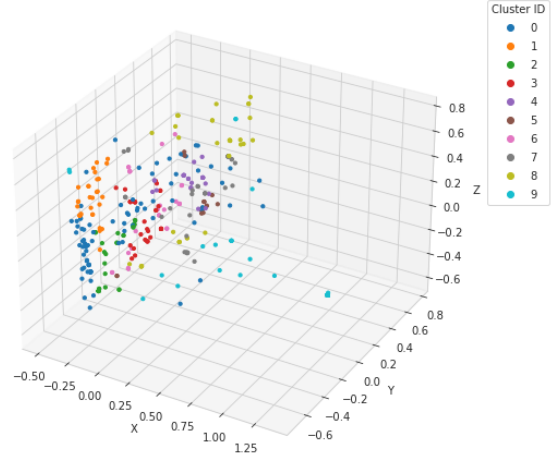
**Table 4: Details of the hosting features for malicious URL clustering.**

Feature	Description
VT_Dur	URL duration in VT
PDNS_Dur	Domain duration in PDNS [4]
#IPs	Number of hosting IPs during the study period
#Queries	Number of times the domain is accessed
#NSes	Number of Name servers
Is_NS	NS domain matches the domain name?
#SOAs	Number of administrative domains
Is_SOA	Admin domain matches the domain name?
#Domains	Number of domains hosted on the IP
#Queries_IP	Number of times the IP is accessed
ASN	Autonomous System Number
Org	Organization owning the ASN

### 3.4 User Co-sharing Practices

As reported previously [12, 16], there are signs of coordination to spread the disinformation content. In this work, one of our assumptions is that the coordination is based on the content being shared (i.e., URLs mentioned in the tweets). One of our objectives is to measure the extent of coordination in URL sharing activities. We construct two bipartite networks to quantify the amount of such coordination effort. The first network connects an author to a low credibility URL mentioned in a tweet, and the second network connects an author to a malicious URL mentioned in a tweet. These networks would capture any suspicious behavior of promoting a particular URL.

**User-(low credibility) URLs Bipartite Network:** We identify 6,860 low credibility information URLs that are shared by 6,600 users in 26,220 Twitter messages. The five (0.08%) most active users cite low credibility URLs in 6,404 (24%) messages. Their most preferred information source is tr.sputniknews.com which is the Turkish outlet of the sputnik media network.

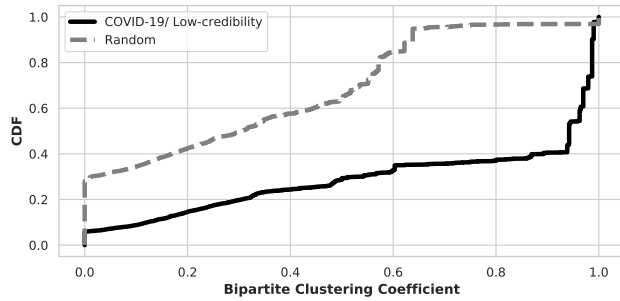


**Figure 4: Malicious URL clusters based on the lexical and hosting features. Each point is a URL, and it is colored according to the cluster it belongs.**

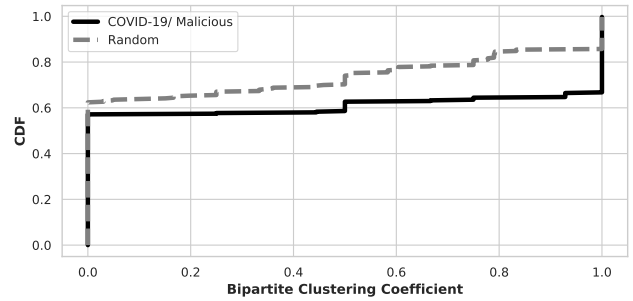
**User-(malicious) URLs Bipartite Network:** We identify 441 malicious URLs that are shared by 357 users in 571 Twitter messages. While a user might share a malicious URL unwittingly, it is suspicious to note users who share multiple malicious URLs. Specifically, we identify 51 users who share more than 1 malicious URL, and 21 users who share more than 2 malicious URLs.

Figures 5a and 5b show the distributions of bipartite clustering coefficients [9] for URLs in the two bipartite networks respectively. Clustering coefficient values are higher for URLs when they are shared by a group of users who engage with other URLs together. We compare the similar clustering values which are calculated from the identical random bipartite networks. We construct two random bipartite networks using the Newman’s configuration model [11] for the comparison. Given the original user-URL bipartite network, we match the two degree sequences in the users and URLs in the random bipartite network. We noticed a significant deviation of clustering coefficient values for URLs in both bipartite networks compared to URLs in the random bipartite networks (as shown in Figures 5a and 5b). For example, there are 4,320 (63%) low credibility URLs with a clustering coefficient value greater than 0.8 than those number of URLs (217) in the random bipartite network. In the malicious URL network, there are 121 URLs with a clustering coefficient value greater than 0.8 that are promoted by the same set of users (the expected number of URLs is 36 in the random network).

To confirm our observation, we also perform the Kolmogorov-Smirnov (KS) test between the clustering coefficient values from the original and random bipartite networks. KS-statistic values (statistically significant) are 0.6 and 0.27 for the low credibility URL network and malicious URL network, respectively. This suggests the sustained effort of users to amplify both misleading and malicious content. There may be different types of users (e.g., bots, cyborgs, paid activists) who amplify these URLs. That would remain as a future work to identify these types of users.



(a) Coordination to promote low credibility URLs (KS=0.6, p-value=0.001)



(b) Coordination to promote malicious URLs (KS=0.27, p-value=4.45e<sup>-12</sup>)

**Figure 5: Bipartite clustering coefficient of a) the user-(low credibility) URL network, b) the user-(malicious) URL network. We also compare the network clustering values with a random bipartite network using the Newman’s configuration model [11]. The deviation of the clustering values from the random bipartite network shows potential coordination effort to promote these URLs on Twitter.**

## 4 CONCLUSIONS

In times of crisis, whether political or health-related, online disinformation is amplified by social media promotion of alternative media outlets [17]. This study adds to the growing body of work [6] that analyzes the misinformation activity during the COVID-19 crisis by studying the sharing of URLs on Twitter between August 17 and September 10, 2020. Our contributions complement previous observations [7, 15] in multiple ways. We discover a strong presence of malicious and low credibility information sources shared on Twitter messages in multiple languages. Not only that URLs from low credibility sources, as classified by independent bodies such as NewsGuard and Media Bias/Fact Check, were present, but many were shown to point to pages with malicious code. A significant portion of these URLs (25%) were in shortened form (compared to under 1% of the non-malicious URLs) and hosted on well-established, reputable content delivery networks (such as Cloudflare and Akamai) in an attempt, we believe, to avoid detection.

We also discovered potential signs of coordination to promote malicious and low credibility URLs on Twitter. Specifically, we discovered unusual clustering of user activity related to the sharing of such URLs. We use a null model and several statistical tests to compare expected behavior with what we suspect to be coordinated behavior as seen in this dataset.

This study is another datapoint in the continuous effort [8] to unmask malicious strategies that exploit Twitter and other social media platforms to promote shady objectives in times of crisis.

## REFERENCES

- [1] 2019. Alexa Top 1M Sites. <https://www.alexa.com/topsites>. Accessed December 2019.
- [2] 2020. Media Bias/Fact Check - Search and Learn the Bias of News Media. <https://mediabiasfactcheck.com/>
- [3] 2021. Coronavirus Misinformation Tracking Center. <https://www.newsguardtech.com/coronavirus-misinformation-tracking-center/>
- [4] L. Bilge, S. Sen, D. Balzarotti, E. Kirda, and C. Kruegel. 2014. Exposure: A Passive DNS Analysis Service to Detect and Report Malicious Domains. *ACM TISS* 16, 4 (apr 2014), 14:1–14:28.
- [5] Farsight Security, Inc. [n.d.]. DNS Database. <https://www.dnsdb.info/>. Accessed: 10-01-2021.

- [6] Emilio Ferrara, Stefano Cresci, and Luca Luceri. 2020. Misinformation, manipulation, and abuse on social media in the era of COVID-19. *Journal of Computational Social Science* 3, 2 (2020), 271–277.
- [7] Disinformation Research Group. 2020. Spanish-language vaccine news stories hosting malware disseminated via URL shorteners. <https://fas.org/disinfoblog/spanish-language-vaccine-news-stories-hosting-malware-disseminated-via-url-shorteners/>
- [8] Sameera Horawalavithana, Kin Wai Ng, and Adriana Iamnitchi. 2020. Twitter Is the Megaphone of Cross-platform Messaging on the White Helmets. In *International Conference on Social Computing, Behavioral-Cultural Modeling and Prediction and Behavior Representation in Modeling and Simulation*. Springer, 235–244.
- [9] Matthieu Latapy, Clémence Magnien, and Nathalie Del Vecchio. 2008. Basic notions for the analysis of large two-mode networks. *Social networks* 30, 1 (2008), 31–48.
- [10] Marco Lui and Timothy Baldwin. 2012. langid.py: An off-the-shelf language identification tool. In *Proceedings of the ACL 2012 system demonstrations*. 25–30.
- [11] Mark EJ Newman. 2003. The structure and function of complex networks. *SIAM review* 45, 2 (2003), 167–256.
- [12] Diogo Pacheco, Pik-Mai Hui, Christopher Torres-Lugo, Bao Tran Truong, Alessandro Flammini, and Filippo Menczer. 2020. Uncovering Coordinated Networks on Social Media. *arXiv preprint arXiv:2001.05658* (2020).
- [13] F. Pedregosa, G. Varoquaux, A. Gramfort, V. Michel, B. Thirion, O. Grisel, M. Blondel, P. Prettenhofer, R. Weiss, V. Dubourg, J. Vanderplas, A. Passos, D. Cournapeau, M. Brucher, M. Perrot, and E. Duchesnay. 2011. Scikit-learn: Machine Learning in Python. *Journal of Machine Learning Research* 12 (2011), 2825–2830.
- [14] Pacific Northwest National Laboratory PNNL. 2018. Socialsim. <https://github.com/pnnl/socialsim>.
- [15] Lisa Singh, Leticia Bode, Ceren Budak, Kornraphop Kawintiranon, Colton Padden, and Emily Vraga. 2020. Understanding high- and low-quality URL Sharing on COVID-19 Twitter streams. *Journal of Computational Social Science* 3, 2 (2020), 343–366.
- [16] Kate Starbird, Ahmer Arif, and Tom Wilson. 2019. Disinformation As Collaborative Work: Surfacing the Participatory Nature of Strategic Information Operations. *Proc. ACM Hum.-Comput. Interact.* 3, CSCW, Article 127 (Nov. 2019), 26 pages. <https://doi.org/10.1145/3359229>
- [17] Kate Starbird, Ahmer Arif, Tom Wilson, Katherine Van Koeveering, Katya Yefimova, and Daniel Scarnecchia. 2018. Ecosystem or echo-system? Exploring content sharing across alternative media domains. In *AAAI ICWSM*.
- [18] Yla R Tausczik and James W Pennebaker. 2010. The psychological meaning of words: LIWC and computerized text analysis methods. *Journal of language and social psychology* 29, 1 (2010), 24–54.
- [19] VirusTotal, Subsidiary of Google. [n.d.]. VirusTotal – Free Online Virus, Malware and URL Scanner. <https://www.virustotal.com/>. Accessed: 14-01-2021.