

Multiplicative Reweighting for Robust Neural Network Optimization

Noga Bar¹ Tomer Koren^{1,2} Raja Giryes³

Abstract

Deep neural networks are widespread due to their powerful performance. Yet, they suffer from degraded performance in the presence of noisy labels at train time or adversarial examples during inference. Inspired by the setting of learning with expert advice, where multiplicative weights (MW) updates were recently shown to be robust to moderate adversarial corruptions, we propose to use MW for reweighting examples during neural networks optimization. We establish the convergence of our method when used with gradient descent and demonstrate its advantage in two simple examples. We then validate empirically our findings by showing that MW improves network’s accuracy in the presence of label noise on CIFAR-10, CIFAR-100 and Clothing1M, and that it leads to better robustness to adversarial attacks.

1. Introduction

Deep neural networks (DNNs) have gained massive popularity due to their success in a variety of applications. Large accurately labeled data is required to train a DNN to achieve good prediction performance. Yet, accurately labeled data is costly and requires a significant amount of human attention. To reduce costs, one may train a network using annotated datasets that were created with lesser efforts, but these may contain label noise which impedes the training process. Another type of harmful noise is the one used in adversarial attacks. It had been shown that small perturbations to the input data (during inference) that are unrecognized visually can lead to an entirely different outcome in the network’s output (Szegedy et al., 2014). Improving the robustness of neural networks to these types of noise is thus important.

We study methods to mitigate the harmful effect of noise in the training process. Motivated by the world of learning with

expert advice, we suggest to employ Multiplicative-Weight (MW) updates (Littlestone & Warmuth, 1989; Freund & Schapire, 1997) for promoting robustness in the training process. In online learning, it was shown theoretically that MW achieves optimal regret in a variety of scenarios, e.g. with losses drawn stochastically (Mourtada & Gaïffas, 2019) or adversarially (Littlestone & Warmuth, 1989; Freund & Schapire, 1997), and also in an intermediate setting with stochastic losses that are moderately corrupted by an adaptive adversary (Amir et al., 2020). It is therefore natural to consider this algorithmic technique in the context of DNN training with noise, even in cases where this noise is adversarial or worst-case (like in adversarial attacks).

To employ MW in our task, we interpret the examples as experts and the predictions induced by the network as their advice. We then encounter a loss function over the predictions, which facilitates the use of MW. Thus, instead of learning by minimizing a uniform average of the losses, we propose to learn a weighted version of the latter in which not all examples affect the training process in the same magnitude. We employ a MW update rule for reweighting the examples during the learning process, which we denote as multiplicative reweighting (MR). It alternates between SGD steps for optimizing the DNN’s parameters and MW updates for the reweighting. Our proposed method is simple, generic and can fit easily in most training procedures. We establish the convergence of a simplified version of our method under mild conditions, and demonstrate theoretically the efficacy of our method on two illustrative examples.

Motivated by our theoretical findings, we demonstrate empirically the advantage of our method for training with noisy labels and for improving robustness to adversarial attacks. We show the advantage using two popular DNN optimizers: SGD (with momentum) and Adam. In the presence of label noise, we evaluate our approach both on artificial label noise in CIFAR-10 and CIFAR-100 and real noise in Clothing1M (Xiao et al., 2015). We compare our method to two common techniques: Mixup (Zhang et al., 2018) and label-smoothing (Szegedy et al., 2016), which are known to improve accuracy with label noise, and show enhanced performance when we combine our approach with them. Finally, we show how our method may improve adversarial training, which is known to be one of the best approaches against adversarial attacks. Specifically, we demonstrate

¹School of Computer Science, Tel Aviv University ²Google Research, Tel Aviv. ³School of Electrical Engineering, Tel Aviv University. Correspondence to: Noga Bar <nogabar@mail.tau.ac.il>, Tomer Koren <tkoren@tauex.tau.ac.il>, Raja Giryes <raja@tauex.tau.ac.il>.

the MR advantage with Free Adversarial Training (Shafahi et al., 2019). It improves accuracy to attacks without further harming the performance on natural images. We compare in this case also to mixup, which is known to be beneficial against adversarial attacks, and show good results also with it. Overall, our experiments demonstrate that our method could fit into the deep learning optimization toolbox as a simple tool that can help improving network robustness in a variety of scenarios and training pipelines.

2. Related Work

Multiplicative Weights. Our algorithms are inspired by recent developments in the literature on corruption-robust online learning, and specifically by new analyses of the multiplicative weight (MW) algorithm in the setting of learning with experts advice. In this context, the MW algorithm (Littlestone & Warmuth, 1989; Freund & Schapire, 1997) is known to achieve optimal regret (of the form $\Theta(\sqrt{T \log N})$, where T is the time horizon and N is the number of experts) in a general setup where the losses chosen by an adversary. Only very recently, MW was shown to achieve constant regret (i.e., independent of the time horizon) when the losses are i.i.d. (Mourtada & Gaïffas, 2019), and that this bound deteriorates very moderately when some of the stochastic losses are corrupted by an adversary (Amir et al., 2020). Analogous results have been established in related settings, e.g., in Multi-armed Bandits (Lykouris et al., 2018; Gupta et al., 2019; Zimmert & Seldin, 2019), Markov Decision Processes (Lykouris et al., 2019), and more.

Ideas from online learning and regret minimization were recently used in other contexts in deep learning, e.g., for improving neural architecture search (Nayman et al., 2019), online deep learning (Sahoo et al., 2017), and the design of robust loss functions (Amid et al., 2019a).

Noisy Labels. There has been extensive research aiming to solve the problem of learning with noisy labels and various methods were suggested. It was proposed to adjust the network architecture (Xiao et al., 2015; Goldberger & Ben-Reuven, 2017; Han et al., 2018b; Wei et al., 2020), learn with a suitable loss function (Ghosh et al., 2015; 2017; Malach & Shalev-Shwartz, 2017; Li et al., 2017; Han et al., 2018a; Tanaka et al., 2018; Zhang & Sabuncu, 2018; Xu et al., 2019; Thulasidasan et al., 2019; Han et al., 2019; Shen & Sanghavi, 2019; Amid et al., 2019b;a; Wang et al., 2019) and employ semi-supervised techniques (Vahdat, 2107; Zhang et al., 2020c; Nguyen et al., 2020; Li et al., 2020a). We later elaborate on other methods that utilized weighting to handle noisy labels. We mentioned only a partial list of works here; for more details see the survey by Song et al. (2020).

Some works tried to analyze factors that impact the network robustness to noise (Krause et al., 2016; Sun et al., 2017;

Ma et al., 2018; Li et al., 2020b; Drory et al., 2020). Furthermore, there are some works which suggested different regularizations which are not necessarily designed to training with noisy labels but show significant improvement over the vanilla SGD optimization such as SAM (Foret et al., 2020), mixup (Zhang et al., 2018) and label smoothing (Szegedy et al., 2016; Lukasik et al., 2020).

Adversarial Robustness. Given the large variety of attacks that exist against neural networks (Goodfellow et al., 2015; Papernot et al., 2016; Moosavi-Dezfooli et al., 2016; 2017; Carlini & Wagner, 2017a;b; Madry et al., 2018; Chen et al., 2018; Zhang et al., 2020a; Yang et al., 2020), many defense strategies were suggested (Papernot et al., 2016; Ross & Doshi-Velez, 2017; Hein & Andriushchenko, 2017; Cisse et al., 2017; Jakubovitz & Giryas, 2018; Kannan et al., 2018; Xu et al., 2018; Xie et al., 2019; Wong et al., 2019; Dubey et al., 2019; Croce & Hein, 2020). One of them is mixup, which was shown to be beneficial for robustness against adversarial attacks both empirically (Zhang et al., 2018) and theoretically (Zhang et al., 2020b). For additional defense and attacks techniques see the survey by Miller et al. (2020).

A notable leading strategy among the defense methods is adversarial training (Goodfellow et al., 2015; Madry et al., 2018) that adds adversarial examples in the training of the DNN to improve its robustness to these examples. While this strategy has many variants (Miyato et al., 2015; Kurakin et al., 2017; Tramèr et al., 2018; Shaham et al., 2018; Athalye et al., 2018), we use “Free Adversarial Training” suggested by Shafahi et al. (2019), which is fast and highly robust.

Loss Weighting in DNNs. There are two main approaches for weighting, one is loss weighting which holds for the classification setting, where different classes do not affect the loss in a uniform magnitude. This strategy was studied theoretically (Natarajan et al., 2013) and empirically (Lin et al., 2017; Patrini et al., 2017; Hendrycks et al., 2018). The second approach is to weight the examples, either locally within a mini-batch (Jenni & Favaro, 2018; Rozsa et al., 2018) or globally, weighting all examples in the train set. Global weighting is usually done during the optimization of the DNN. Ren et al. (2018) and Shu et al. (2019) learn the weighting by gradient methods, Chang et al. (2017) and Yao et al. (2018) exploit the variance of the DNN’s features and predictions, (Guo et al., 2018) use sample neighbourhood, Liu & Tao (2015) and Wang et al. (2017) use importance sampling techniques for re-weighting the examples and Arazo et al. (2019) suggest to weight the examples according to beta mixture model. In our work, we use global weighting and learn it during the optimization, and as far as we know we are the first to use the MW update rule.

3. Training with Multiplicative Reweighting

Algorithm 1 Multiplicative Reweighting (MR) with SGD

Input: data \mathbf{x}_i, y_i for $1 \leq i \leq N$, α - GD step size and η - MW step size, B -batch size.
Initialize: $w_{0,i} = 1$, $\theta_0^{N/B}$ network initialization.
for $t = 1$ **to** T **do**
 Normalize P: $p_{t,i} = \frac{w_{t,i}}{\sum_{j=1}^N w_{t,j}}$
 SGD epoch:
 for $m = 1$ **to** N/B **do**
 $\theta_t^0 = \theta_{t-1}^{N/B}$
 $\theta_t^m = \theta_t^{m-1} - \alpha \frac{\sum_{i \in B_m^t} p_{t,i} \nabla l_i(\theta_t^{m-1})}{\sum_{i \in B_m^t} p_{t,i}}$
 end for
 MW: $w_{t+1,i} = \exp\left(-\eta \sum_{s=1}^{t+1} l_i(\theta_s^{N/B})\right)$
end for

In the common neural network training setup for classification, we have N training examples $\mathbf{x}_i \in \mathbb{R}^d$ with labels $y_i \in \mathbb{R}$ ($1 \leq i \leq N$) that are sampled from some unknown distribution $\mathbb{P}[\mathbf{X}, Y]$. Denote the loss function for example i as $l_i(\theta) = l(\theta; \mathbf{x}_i, y_i)$ where θ is the network's parameters.

Most Deep Neural Networks (DNNs) are trained with gradient methods and assign the same importance to every sample in the train set. They usually follow the Empirical Risk Minimization (ERM) approach (Shalev-Shwartz & Ben-David, 2014) that treats all examples equally:

$$\theta^* \in \arg \min_{\theta} \frac{1}{N} \sum_{i=1}^N l_i(\theta).$$

Yet, we have a reason to suspect that not all examples are reliable with the same confidence so we want to learn a weighted (non-uniformly averaged) loss function:

$$p^*, \theta^* \in \arg \min_{p \in \Delta_N, \theta} \sum_{i=1}^N p_i l_i(\theta), \quad (1)$$

where Δ_N is the N dimensional simplex and p^* is supposed to match the reliability of the examples. Thus, finding p^* requires learning the examples that are more likely to appear in $\mathbb{P}[\mathbf{X}, Y]$ without any extra data.

We can observe the problem of finding p^* from a different perspective: The examples \mathbf{x}_i can be seen as experts, the predictions they produce by a forward pass as their advice and thus, by applying a loss function over the advice we can solve the problem under the setting of learning with expert advice. In the online learning setting, MW is a simple and well established algorithm known to produce optimal results in the context of expert advice when the true losses are stochastic and adversarial. This motivates us to use MW also with neural networks using our proposed perspective.

Algorithm 2 Multiplicative Reweighting (MR) with GD

Input: data \mathbf{x}_i, y_i , size N , α - GD step size and η - MW step size.
Initialize: $w_{0,i} = 1$, θ_0 network initialization
for $t = 1$ **to** T **do**
 Normalize P: $p_{t,i} = \frac{w_{t,i}}{\sum_{j=1}^N w_{t,j}}$
 GD: $\theta_{t+1} = \theta_t - \alpha \sum_{i=1}^N p_{t,i} \nabla l_i(\theta_t)$
 MW: $w_{t+1,i} = \exp\left(-\eta \sum_{s=1}^{t+1} l_i(\theta_s)\right)$
end for

Another motivation for using MW for improving network robustness is that in the presence of label noise, we know that DNNs optimized with SGD and cross entropy loss tend to learn first from clean examples and at the end of the training process they overfit the corrupted examples (Zhang & Sabuncu, 2018; Arazo et al., 2019). The corrupted examples are not typical to their class and suffer high loss values throughout a long period of the training. The MW rule decays exponentially the weights of examples with high loss and treats them as bad experts. Thus, it is expected to lead to an improved accuracy.

The MW algorithm outputs a distribution p over the experts and requires loss per expert as feedback. So, we suggest to use the losses $l_i(\theta)$ produced by the network's parameters θ . Hence, change in θ will result in different losses which leads to new MW update. In order to learn both θ and p as in Eq. (1) we propose to alternate between SGD for optimizing the network parameters θ and MW for calculating the distribution p . We denote this approach multiplicative reweighting (MR) and it is summarized in Algorithm 1.

For updating θ , we perform a full epoch of batched gradient updates with mini-batch size B using the weighted loss in Eq. (1) according to p_t , the distribution at time t . Updating θ this way leads to changes in the magnitude of updates over the different mini-batches. To keep the learning rate quite stable between mini-batches, we normalize the update by the sum of all weights $\sum_{i \in B_m^t} p_{t,i}$ in the mini-batch B_m^t .

For updating the probability p_t of the examples at epoch t , we use the weights w_t that are calculated using the MW update (based on the DNN weights in the previous epoch) and simply normalize them to make p_t a distribution. In the MW step, we have the step-size η that controls the non-uniformity of the distribution. Note that the MW update requires $l_i(\theta)$ for $1 \leq i \leq N$ so an additional forward pass is performed at the end of each epoch.

4. Theoretical Analysis

In this section we provide theoretical guarantees for MR. For the simplicity of the analysis, we focus mainly on its version

with full batch GD (instead of SGD as in Algorithm 1). The MR with GD is described in Algorithm 2.

We start by proving convergence to a critical point both for Algorithm 2 and a simplified stochastic variant of it. Then, to demonstrate the advantage of our method with noisy labels, we analyse two 1D illustrative examples. The first is a logistic regression learned with the full batch Algorithm 2. The second is linear regression, where we use our method with a least squares loss and show convergence to the optimal solution. All proofs appear in the sup. mat.

4.1. Convergence

It is well-known that when GD is applied on a β -smooth function it converges to a critical point (e.g., Bubeck et al., 2015). We thus start the theoretical section with an analysis of a full-batch version of our method presented in Algorithm 2 and show that it also converges to a critical point with the same assumptions.

In order to establish convergence, we first show an equivalent of the well-known descent lemma, which says that in each step the weighted loss is decreasing unless the parameters p_t, θ_t are already at a critical point of the weighted loss function $\sum_{i=1}^N p_{t,i} l_i(\theta_t)$.

Lemma 1 (Equivalence to Descent Lemma). *For a β -smooth loss $l(\cdot)$, and θ_{t+1}, p_{t+1} updated as in Algorithm 2 with GD step size of $\alpha = \frac{1}{\beta}$ and MW step size $\eta > 0$, we have:*

$$\sum_{i=1}^N (p_{t+1,i} l_i(\theta_{t+1}) - p_{t,i} l_i(\theta_t)) \leq -\frac{1}{2\beta} \left\| \sum_{i=1}^N p_{t,i} \nabla l_i(\theta_t) \right\|^2.$$

The lemma establishes that the loss of each two consecutive iterations in Algorithm 2 is non-increasing. Now, we can state formally and prove convergence to a critical point.

Theorem 2 (Convergence). *For a β -smooth loss $l(\cdot)$, and θ_{t+1}, p_{t+1} being updated as in Algorithm 2 with GD step size of $\alpha = \frac{1}{\beta}$ and MR step size $\eta > 0$, we have that*

$$\begin{aligned} & \frac{1}{T} \sum_{t=1}^T \left\| \sum_{i=1}^N p_{t,i} \nabla l_i(\theta_t) \right\|^2 \\ & \leq \frac{2\beta}{T} \left(\frac{1}{N} \sum_{i=1}^N l_i(\theta_0) - \sum_{i=1}^N p_i^* l_i(\theta^*) \right), \end{aligned}$$

where $p^*, \theta^* = \arg \min_{p \in \Delta_N, \theta} \sum_{i=1}^N p_i l_i(\theta)$.

The theorem states that the average over the time horizon T of the gradients of the weighted loss goes to 0. The convergence rate depends on constants, which are determined by the smoothness β , the starting point θ_0 and the optimal parameters p^*, θ^* .

As the average of gradients is bounded as stated in Theorem 2, we can run Algorithm 2 and achieve at large enough time $t \in [T]$ any small size of gradient we want. It essentially means that there exists $t \in [T]$ for which the parameters θ_t and p_t are very close to a critical point if such exists.

Corollary 3. *Under the same conditions of Theorem 2, for $\tilde{T} = O\left(\frac{\beta}{\epsilon} \left(\sum_{i=1}^N p_{0,i} l_i(\theta_0) - \sum_{i=1}^N p_i^* l_i(\theta^*)\right)\right)$ iterations of Algorithm 2 we have $\left\| \sum_{i=1}^N p_{t,i} \nabla l_i(\theta_t) \right\|^2 \leq \epsilon$ for $t \geq \tilde{T}$.*

We turn to analyse a stochastic version of the training, where instead of updating θ_{t+1} with respect to all examples in the dataset, we sample one example i_t each time according to the current distribution over the examples p_t . We then update θ_{t+1} according to the i_t 'th example's gradient, i.e. $\theta_{t+1} = \theta_t - \alpha \nabla l_{i_t}(\theta_t)$. Namely, we analyse a variant of Algorithm 2 where the GD step is replaced with a SGD variant that instead of sampling the examples uniformly, it samples according to p_t .

Theorem 4. *Assume that for $1 \leq i \leq N$: $l_i(\cdot)$ is β -smooth, G -Lipshitz B -bounded. Define $F(\theta, p) = \mathbb{E}_{i \sim p} l_i(\theta)$. Then when running MR with SGD that samples according to $i_t \sim p_t$ and uses $\alpha = \sqrt{\frac{2B}{G^2 \beta T}}$, it holds that:*

$$\frac{1}{T} \sum_{t=1}^T \mathbb{E}_{i_1, \dots, i_t} \|\nabla F(\theta_t, p_t)\|^2 \leq G \sqrt{\frac{2\beta B}{T}}.$$

Here we further use the common assumptions that the loss is bounded for simplicity of presentation and also that it has bounded gradients. The above theorem bounds the average of the expectations of the gradients (instead of the actual gradients as in Theorem 2) over time. The key idea in the proof is that the expectation of the gradient at time t is an unbiased estimator to the average gradient $\sum_{i=1}^N p_{t,i} \nabla l_i(\theta_t)$.

4.2. Analysis of Illustrative Examples

Convergence to a critical point do not necessarily implies that this point is a good and robust solution. To demonstrate the motivation of using MR for noisy and corrupted labels, we present two simple 1D examples of linear and logistic regression, where our method shows advantage both theoretically and empirically. Those examples provide a theoretical foundation for the benefit of using MR for robust training.

Consider the following setup. Let $x_i, y_i, \tilde{y}_i \in \mathbb{R}$, $1 \leq i \leq N$, be the input samples and the clean and noisy labels. Denote by $\mathbf{x}, \mathbf{y}, \tilde{\mathbf{y}}$ the input data organized in vectors, $I_{cr} \subset [N]$ the set of indices where for $i \in I_{cr}$ it holds that $\tilde{y}_i \neq y_i$. In both examples $|I_{cr}| = \sigma N$, where $\sigma = \frac{1}{2} - \Delta < \frac{1}{2}$ is the fraction of corrupted measurements and Δ is the distance of the corruption from $\frac{1}{2}$. Let $L(\theta) = \frac{1}{N} \sum_{i=1}^N l(\theta; x_i, y_i)$ be the loss w.r.t clean \mathbf{y} and θ_∞ the learned parameter when $t \rightarrow \infty$. We refer to $\tilde{\mathbf{y}}$ as the labels seen by the learner.

Logistic Regression. Our first examples is logistic regression for classification, where $\tilde{y}_i, y_i \in \{\pm 1\}$, for $1 \leq i \leq N$, are the noisy and clean labels. Let the inputs be $x_i \in \{\pm 1\}$ such that the inputs are equal to the labels, $y_i = x_i$. The noise we have in the labels is flip noise, i.e., $\forall k \in I_{cr} : \tilde{y}_k = -y_k$ and $\forall i \notin I_{cr} : \tilde{y}_i = y_i$. We consider the non-stochastic case, both the input data, \mathbf{x} and \mathbf{y} , are known and fixed and the full batched GD is deterministic.

When running GD with clean labels \mathbf{y} it holds that $\theta_\infty \rightarrow \infty$, but running GD on the noisy version $\tilde{\mathbf{y}}$ yields convergence to finite θ_∞ . Infinite θ is desirable when running logistic regression since the learner maximizes $|x_i \theta|$ for having high confidence prediction. Unlike GD, Algorithm 2 does satisfy $\theta_\infty \rightarrow \infty$ as in the clean label case, which shows its advantage over using GD to overcome the noise. We now turn to show these results starting with clean GD.

Lemma 5. *When running GD starting with $\theta_0 = 0$, using the clean labels \mathbf{y} and step size $\alpha > 0$, it holds that $\forall \epsilon > 0$ there exists $t > \frac{-\log(\exp(\epsilon)-1)}{\alpha \exp(-\epsilon)(\exp(\epsilon)-1)}$ such that*

$$L(\theta_t) = \log(1 + \exp(-\theta_t)) < \epsilon.$$

One can infer from the above lemma that running GD with clean examples yields $\theta_\infty \rightarrow \infty$ for minimizing the loss to 0.

While in clean logistic regression $\theta_t \rightarrow \infty$ and the algorithm never converges to a finite parameter, it holds that in the noisy case, GD converges in finite time to a finite value.

Lemma 6. *When running GD starting with $\theta_0 = 0$, using the noisy labels $\tilde{\mathbf{y}}$ and step size $\alpha = 1$, the algorithm converges to $\theta^* = \log\left(\frac{1-\sigma}{\sigma}\right)$. Formally, for any $\epsilon > 0$ and $T = O(\frac{1}{\epsilon})$ it holds that $|\theta_t - \theta^*| \leq \epsilon$.*

The proof is simply done by finding a critical point of a 1-smooth loss function (the loss is 1-smooth since its second derivative is bounded by 1). We use a step size of $\alpha = 1 = \frac{1}{\beta}$ since it guarantees an optimal convergence rate (any smaller step size will result in lower convergence and larger might lead to an infinite loop around the critical point.). Note that $\theta^* = \theta_\infty$ is finite in contrast to the original clean problem. In this case, the learned parameter θ_∞ encounters $L(\theta_\infty) = c$ where c is a strictly positive constant.

Now we will move to show the benefit of adding MW, which causes $\theta_\infty \rightarrow \infty$ as in the clean logistic problem. To prove that $\theta_\infty \rightarrow \infty$, we first show that θ_t increases over time.

Lemma 7. *When running Algorithm 2 with the step sizes $\eta = \alpha = 1$ and $\theta_0 = 0$, then $\forall t \geq 0$ it holds that $\theta_{t+1} > \theta_t$.*

Now we can show that Algorithm 2 can reach any desirable small loss.

Theorem 8. *When running Algorithm 2 with the step sizes $\eta = \alpha = 1$ and $\theta_0 = 0$, then for any $\epsilon > 0$ exists $t \geq \max\left\{\frac{-\log(\frac{1}{2})}{\Delta} + 2, \frac{-\log(\exp(\epsilon)-1)}{\exp(-\epsilon)(\exp(\epsilon)-1)} \frac{2N}{\sigma}\right\}$ such that $L(\theta_t) \leq \epsilon$.*

Algorithm 3 MR with LS loss (for the illustrative example)

Input: data $\mathbf{x}, \tilde{\mathbf{y}}$, and η - MR step size.

Initialize: $w_{0,i} = 1, \theta_0 = 0$.

for $t = 1$ **to** T **do**

Normalize P: $p_{t,i} = \frac{w_{t,i}}{\sum_{j=1}^N w_{t,j}}, \mathbf{P}_t = \text{diag}(p_t)$

LS: $\theta_{t+1} = \mathbf{x} \sqrt{\mathbf{P}_t} (\sqrt{\mathbf{P}_t} \mathbf{x}^T \mathbf{x} \sqrt{\mathbf{P}_t})^\dagger \sqrt{\mathbf{P}_t} \tilde{\mathbf{y}}$

Calculate Loss: $\tilde{l}_{t+1,i} = \frac{1}{2}(\theta_{t+1} x_i - \tilde{y}_i)^2$

MR: $w_{t+1,i} = \exp\left(-\eta \sum_{s=1}^{t+1} \tilde{l}_{s,i}\right)$

end for

The main claim in this theorem's proof is $\sum_{t=1}^\infty (\theta_{t+1} - \theta_t) \rightarrow \infty$, which yields that θ_∞ is unbounded. This results in an asymptotic decrease of the loss to 0.

This simple logistic regression example clearly shows the benefit of adding MW since the loss of GD alone converges to a solution with a non-zero loss while adding MW yields that the solution behaves like running GD with clean labels.

Linear Regression. We turn to discuss a linear regression case, namely, minimizing the least squares (LS) loss of a linear model. Recently, it was shown empirically that optimizing a classification DNN with LS is as good as learning it with the common log-loss (Muthukumar et al., 2020). Furthermore, Poggio & Liao (2020) found theoretically an appealing implicit regularization for learning DNN this way.

Here also $x_i = y_i \in \{\pm 1\}$, but the noisy ‘‘labels’’ are $\tilde{\mathbf{y}} = \mathbf{y} + \boldsymbol{\epsilon}$, where $\epsilon_i = \pm \epsilon$ for $k \in I_{cr}$ and $\epsilon_i = 0$ for $i \notin I_{cr}$. For example, if $x_1 = y_1 = -1$ and $\epsilon_1 = 2$ then $\tilde{y}_1 = 1$, which corresponds to label flipping. In this part, for a non-negative diagonal matrix \mathbf{A} , we use $\sqrt{\mathbf{A}}$ to denote applying an element-wise square-root on its entries.

As LS has a closed form solution for linear regression, we use it and compare to it instead of to GD. For MR, our learning procedure alternates between updating a Weighted Least Square (WLS) solution and updating the weights as described in Algorithm 3. The loss this algorithm encounters at each step should be weighted according to p_t and thus, it uses LS solution of $\mathbf{x} \sqrt{\mathbf{P}_t}$ and $\sqrt{\mathbf{P}_t} \tilde{\mathbf{y}}$ to update θ_t .

We show the benefits of MR when combined not only with a GD learning procedure (as done in Algorithm 2) but also with LS. We show in the next theorem that in our setup, Algorithm 3 manages to eliminate all noisy examples and converges to the optimum of the clean problem $\theta^* = 1$.

Theorem 9. *For Algorithm 3 we have that for $c > 0$ there exists $t > \frac{\ln(\frac{\epsilon}{c+1+\Delta})}{\eta \epsilon^2 \Delta}$ such that:*

$$|\theta_t - 1| \leq c,$$

where θ_t is the learned parameter by the algorithm.

First, in order to be able to discuss our results we analyse θ_t

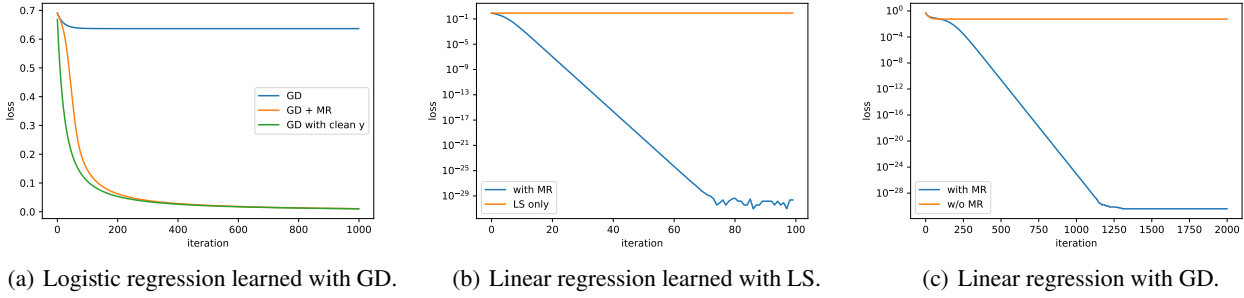


Figure 1. Loss evolution of the 1D illustrative examples with and without our MR technique.

and derive a simpler form of it than the one in Algorithm 3. Let $\Sigma \mathbf{V}_t$ be the SVD decomposition of $\mathbf{x}\sqrt{\mathbf{P}_t}$, where $\Sigma \in \mathbb{R}^{1 \times N}$, $\mathbf{V}_t \in \mathbb{R}^{N \times N}$ and \mathbf{U} is omitted since $\mathbf{U} = 1$. Note that the first vector in \mathbf{V}_t is $\mathbf{x}\sqrt{\mathbf{P}_t}$ (where $\|\mathbf{x}\sqrt{\mathbf{P}_t}\| = 1$) and the only non-zero singular value in Σ is $\sigma_1 = 1$. We also denote $\Sigma^2 = \Sigma^T \Sigma \in \mathbb{R}^{N \times N}$. With this notation, we have

$$\begin{aligned} \mathbf{x}\sqrt{\mathbf{P}_t}(\sqrt{\mathbf{P}_t}\mathbf{x}^T\mathbf{x}\sqrt{\mathbf{P}_t})^\dagger &= \Sigma \mathbf{V}_t^T (\mathbf{V}_t \Sigma^2 \mathbf{V}_t^T)^\dagger = \Sigma \mathbf{V}_t^T (\mathbf{V}_t \Sigma^\dagger \mathbf{V}_t^T) \\ &= \Sigma \mathbf{V}_t^T = \mathbf{x}\sqrt{\mathbf{P}_t}, \end{aligned}$$

which leads to $\theta_t = \mathbf{x}\sqrt{\mathbf{P}_t}\sqrt{\mathbf{P}_t}(\mathbf{y} + \epsilon) = \mathbf{x}\mathbf{P}_t(\mathbf{y} + \epsilon)$.

Theorem 9 proof relies on Lemma 10 below, which lower bounds the probability of clean examples. Ideally, in our 1D setting, a single clean label is enough for learning the optimal θ^* with LS. Yet, the noise causes the learner to deviate from this solution. MR mitigates this problem, it assigns higher weights to clean data (as the lemma shows), which leads to a solution that is closer to the optimal one.

Lemma 10. *For any $t \in [T]$, $\forall i \notin I_{cr}$ it holds that $p_{t,i} \geq ((1 - \sigma)N + \sigma N \exp(-\eta \epsilon^2 \Delta t))^{-1}$.*

The lemma essentially states that the probability assigned to each clean example is increasing over time and goes to $((1 - \sigma)N)^{-1}$ and the sum of all clean probabilities goes to 1. We now show how this lemma yields that the error in each iteration can be bounded with term that is decreasing over time. Since $\theta_t = \mathbf{x}\mathbf{P}_t(\mathbf{y} + \epsilon)$, as we have seen above, we have that the true loss at time t for $1 \leq i \leq N$ obeys

$$\begin{aligned} l_i(\theta_t) &= \frac{1}{2}(x_i\theta_t - y_i)^2 = \frac{1}{2}(x_i\mathbf{x}\mathbf{P}_t(\mathbf{y} + \epsilon) - y_i)^2 \\ &= \frac{1}{2}(\mathbf{x}\mathbf{P}_t\mathbf{y} - 1 + \mathbf{x}\mathbf{P}_t\epsilon)^2 = \frac{1}{2}(\mathbf{x}\mathbf{P}_t\epsilon)^2 \leq \frac{\epsilon^2}{2} \left(\sum_{j \in I_{cr}} p_{t,j} \right)^2. \end{aligned}$$

Note that the sum of corrupted probabilities $\sum_{j \in I_{cr}} p_{t,j}$ decreases over time since the probabilities for each non-corrupted example increases (and the total sum of probabilities equals 1). Thus, $\sum_{i \in I_{cr}} p_{t,i}$ becomes closer to 0, and since the loss with respect to the true labels obeys $L(\theta_t) \rightarrow 0$, we also converge to 0 loss solution.

Note that the loss of the noisy LS solution with \tilde{y} is $\frac{1}{2}(\sum_{j \in I_{cr}} x_j \epsilon_j)^2$. This implies that in many case (e.g., label flipping), the LS solution yields a constant positive loss while our reweighting method results in a zero loss solution.

4.3. Simulation of Illustrative Examples

In this section we demonstrate empirically the theoretical results from Section 4.2. We randomly generated $N = 15$ examples, where the values of $x_i = y_i \in \{\pm 1\}$ are chosen uniformly. We used $\epsilon = 1$ for the linear regression and $\sigma = \frac{1}{3}$ for the corruption ratio in both cases.

The results in Fig. 1 includes the logistic regression case and demonstrates clearly that the use of MR improves the learned parameter θ since the loss decays almost similarly to the loss when learning with clean \mathbf{y} . The results illustrates Theorem 8, Lemma 7 and Lemma 6. In addition Fig. 1 shows an exponential decay of the loss when we learn a linear regression with MR, as stated in Theorem 9. We further simulate MR with GD (Algorithm 2) for linear regression, which we did not include in the theoretical guarantees for. We can observe the same convergence phenomena also there.

5. Experiments

Motivated by the theoretical guarantees, we turn to show that MR improves robustness of deep neural networks. We examine our method when the training set includes noisy labels and in the presence of adversarial attacks at inference. We test MR with artificial random label noise with CIFAR-10 and CIFAR-100 and natural label noise with the large-scale Clothing1M dataset (Xiao et al., 2015). For adversarial attacks, we add MR on top of a well known robust training technique and show improvement. Our code appears in https://github.com/NogaBar/mr_robust_optim.

5.1. Artificial Label Noise

We start by evaluating MR on CIFAR-10 and CIFAR-100. To examine our method in the presence of label noise, we

Table 1. Results on CIFAR10/100 with for different label noise ratio. Note the advantage of using MR.

DATASET	NOISE RATIO	BASE	BASE+ MIXUP	BASE+ LABEL SMOOTHING	BASE+ MIXUP+ LABEL SMOOTHING	MR	MR + MIXUP	MR + LABEL SMOOTHING	MR + MIXUP+ LABEL SMOOTHING
CIFAR10	0%	93.25	95.8	94.87	95.94	94.43	95.18	94.95	95.24
	10%	87.65	93.24	91.13	94.11	91.43	94.14	93.66	94.94
	20%	86.55	91.17	87.04	92.48	91.62	93.75	91.91	94.58
	30%	84.83	89.83	85.98	90.58	86.52	92.91	90.63	93.39
	40%	64.26	87.29	83.97	89.08	83.41	91.85	87.79	92.95
CIFAR100	0%	74.77	78.00	76.09	79.36	75.67	76.59	76.87	77.31
	10%	63.59	72.35	69.95	74.42	67.04	73.92	74.42	76.13
	20%	57.08	66.38	63.72	70.5	62.62	72.41	70.5	73.9
	30%	52.12	62.23	56.16	64.43	56.37	70.4	67.11	71.4
	40%	48.3	58.46	51.51	59.55	52.53	67.92	60.02	69.9

Table 2. Accuracy results on CIFAR10 with 40% noise label with Adam, momentum, ResNet18 and WRN28-10 . In bold are the best results within the same optimizer and architecture.

DATASET	METHOD	MOMENTUM		ADAM	
		WRN28-10	RESNET18	WRN28-10	RESNET18
CIFAR10	BASE	65.64	64.26	68.27	72.4
	BASE+MR	85.21	83.41	84.87	88.32
CIFAR100	BASE	52.39	48.43	38.8	37.34
	BASE+MR	63.59	52.53	58.42	61.68

changed each label independently with a constant uniform probability to a random one. Clearly, the change is done only in the training set while the test set is noise free. We use ResNet-18 (He et al., 2016) as the classification network and a constant MR step size $\eta = 0.01$, which is found by a grid search; the full search results appear in the sup. mat. We train the network for 160 epochs for CIFAR-10 and 180 for CIFAR-100. An initial learning rate of $\alpha = 0.1$ is used and then multiplied by 0.1 at epochs 80 and 120. We use momentum with parameter 0.9, l_2 regularization with factor of 10^{-3} , random crop and random horizontal flip. We compare and combine our method with label smoothing (Szegedy et al., 2016) and mixup (Zheng et al., 2018). The label smoothing parameter is set to 0.1 and in mixup to $\alpha = 1$. We also conduct experiments with WRN28-10 (Zagoruyko & Komodakis, 2016) and with the Adam optimizer (Kingma & Ba, 2015) with learning rate 0.001.

The result summary is found in Table 1 and shows the superiority of using MR with respect to the SGD (Base) in the presence of label noise and even without it. It can also be seen that using MR improves the accuracy when used in addition to mixup when the training contains noisy labels. This phenomena is observed also with label smoothing and when using both label smoothing and mixup together. Adding MR improves the results more significantly as the noise is more severe and when the classification is harder, which is the case in CIFAR-100. Furthermore, In the sup. mat. we show the decaying evolution of noisy examples' weights during the training process.

Table 3. Accuracy results on Clothing1M.

MIXUP	LABEL SMOOTHING	MR	ACCURACY
			68.94
✓			70.22
	✓		69.04
✓	✓		70.65
		✓	69.77
✓		✓	69.98
	✓	✓	71.12
✓	✓	✓	71.18

The results with WRN28-10 and with the Adam optimizer for 40% label noise are found in Table 2. As can be seen, the MR advantage remains also when changing the architecture or the optimizer. Note that when training with CIFAR-10 in the 40% noisy case, Adam outperforms momentum, but in both cases adding MR leads to significantly higher accuracy. Additional results with Adam, MR, mixup and label smoothing appear in the sup. mat. Overall, we can say that MR is oblivious to changes in the optimizer and architecture, and it enhances the accuracy results independently of those variations when used for label noise.

5.2. Realistic Noisy Labels

We examine our method on the Clothing1M (Xiao et al., 2015) dataset which includes 1M images of clothing products labeled by their product keywords. This dataset includes 16 different classes and is known to be noisy. We used the same hyper-parameters as in Meta-Weight (Shu et al., 2019), using ResNet-50 (He et al., 2016) pre-trained with ImageNet (Deng et al., 2009) and trained it for additional 10 epochs. We used $\eta = 0.01$ for MR step size and multiply it by 1.5 after 2 and 6 epochs. Instead of employing MR update after each epoch we employ it after half an epoch since we found that 10 weighting updates are not significant enough.

The results are detailed in Table 3 and shows clearly the improvement of our method over SGD. We can see that

Table 4. Robustness against adversarial attacks with CIFAR-10/100, Adv. stands for robust training (Shafahi et al., 2019). Note the improvement achieved with our MR when added to adversarial training, and also when it combined together with mixup.

METHOD ϵ	CIFAR10					CIFAR100				
	NATURAL IMAGES	PGD	PGD	FGSM	FGSM	NATURAL IMAGES	PGD	PGD	FGSM	FGSM
	0	0.01	0.02	0.01	0.02	0	0.01	0.02	0.01	0.02
BASE	94.02	25.62	5.1	72.48	51.88	71.31	21.15	10.4	34.54	21.77
BASE+MR	94.71	29.27	4.75	74.81	49.48	71.95	23.02	11.00	37.58	24.51
BASE+MIXUP	95.95	24.89	3.23	77.38	71.96	77.91	14.59	8.4	39.5	32.36
BASE+MIXUP + MR	95.5	8.33	3.04	58.42	44.98	75.86	12.60	8.67	39.09	32.20
ADV.	90.32	81.11	64.28	83.22	73.8	61.46	52.43	38.81	53.74	43.93
ADV.+MR	90.62	82.6	65.37	84.25	73.45	62.75	54.19	40.84	55.64	46.08
ADV.+MIXUP	89.54	81.77	71.19	83.29	77.92	60.6	52.30	39.27	53.69	44.65
ADV.+MR+MIXUP	89.4	83.49	69.72	84.47	76.63	59.74	54.59	44.45	55.19	47.89

adding MR improves the results when used with the base optimizer, label smoothing and with the combination of mixup and label smoothing. Using MR, mixup and label smoothing leads to a significant improvement of $\sim 2\%$ over the baseline. Thus, it can be seen that MR is useful and favourable also with real label noise.

5.3. Adversarial Robustness

In order to assess the benefits of MR against adversarial attacks, we employ it with Free Adversarial Training (Shafahi et al., 2019), which is a well established method for robust training. We specifically chose it due to its efficiency in computing resources. We evaluate our method with CIFAR-10 and CIFAR-100 and trained our method on top of the robust training with the ResNet-34 (He et al., 2016) network. For CIFAR-10, we train with $m = 4$ updates in each batch and with $m = 6$ for CIFAR-100. For the MR step size we use a constant $\eta = 0.01$. We train the network for 200 epochs, with l_2 regularization of 10^{-3} , momentum of 0.9 and initial learning rate of 0.1 which is reduced on plateaus with a factor 0.9 and patience 2.

We further experiment our method with Adam to ensure that it is oblivious to changes in the network optimizer also for robust training. We use the Adam optimizer with a constant step size 0.001. Its results appear in the sup. mat.

We evaluate our approach with original non-corrupted images (e.g. ‘‘Natural Images’’) and against adversarial examples produced by the PGD (Madry et al., 2018) and FGSM (Goodfellow et al., 2015) attacks with a bounded l_∞ norm of $\epsilon = 0.01$ and $\epsilon = 0.02$. For the adversarial attacks we used the Adversarial Robustness Toolbox (Nicolae et al., 2018).

Table 4 includes the results for base, mixup and robust training baseline (Adv.) with and without MR. As can be seen from the results, adding MR weighting on top of robust training yields improvement in accuracy in all scenarios except of FGSM with $\epsilon = 0.02$ in CIFAR-10. The improvement is on average $+1\%$ for CIFAR-10 and $+2\%$

for CIFAR-100 against adversarial attacks. Adding MR to robust training is more beneficial than adding mixup except against attacks with $\epsilon = 0.02$ on CIFAR-10.

When our method is added on top of the combination of robust training and mixup we can see improvement against all attacks except the ones with CIFAR-10 and $\epsilon = 0.02$, but we observe a slight degradation in accuracy with natural images. In most attacks (5/8) the combination of all the three methods is the best against adversarial examples.

One may observe that the free adversarial training and its combination with MR and mixup do not perform as well as the regular networks on the natural data (with no attacks). This problems occurs also with other robust training methods, but can be mitigated by using additional unlabeled data in the training (Carmon et al., 2019; Zhai et al., 2019).

6. Summary and Future Work

In our framework we suggested the MR method, which is motivated by learning with expert advice and use the MW algorithm for reweighting examples along with the common SGD optimizations of the DNN. We presented the benefits of using this reweighting strategy for training deep neural network. We showed through various experiments that MR improves robustness of DNNs and provided a theoretical justification for its robustness to label noise at training. We showed a preliminary evidence that MR improves robustness to adversarial examples and we leave for future work to find a theoretical understanding of this phenomena.

Our method can fit into the toolbox of useful techniques that elevate the robustness of DNN along with other tools like mixup and label smoothing. We further leave for future work to investigate the effect of using different variants of MW such as Follow the Regularized Leader and Online Mirror Descent which implies different senses of decreasing MW step size and may exhibit different robustness properties .

Acknowledgement

This research is partially supported by ERC-StG SPADE PI Giryes, by the Len Blavatnik and the Blavatnik Family foundation, and by the Yandex Initiative in Machine Learning.

References

- Amid, E., Warmuth, M. K., Anil, R., and Koren, T. Robust bi-tempered logistic loss based on bregman divergences. In *Advances in Neural Information Processing Systems*, pp. 15013–15022, 2019a.
- Amid, E., Warmuth, M. K., and Srinivasan, S. Two-temperature logistic regression based on the tsallis divergence. In *The 22nd International Conference on Artificial Intelligence and Statistics*, pp. 2388–2396. PMLR, 2019b.
- Amir, I., Attias, I., Koren, T., Mansour, Y., and Livni, R. Prediction with corrupted expert advice. *Advances in Neural Information Processing Systems*, 33, 2020.
- Arazo, E., Ortego, D., Albert, P., O’Connor, N., and McGuinness, K. Unsupervised label noise modeling and loss correction. In *International Conference on Machine Learning*, pp. 312–321. PMLR, 2019.
- Athalye, A., Carlini, N., and Wagner, D. Obfuscated gradients give a false sense of security: Circumventing defenses to adversarial examples. In *International Conference on Machine Learning*, pp. 274–283. PMLR, 2018.
- Bubeck, S. et al. Convex optimization: Algorithms and complexity. *Foundations and Trends® in Machine Learning*, 8(3-4):231–357, 2015.
- Carlini, N. and Wagner, D. Towards evaluating the robustness of neural networks. In *2017 IEEE Symposium on Security and Privacy (SP)*, pp. 39–57. IEEE, 2017a.
- Carlini, N. and Wagner, D. A. Adversarial examples are not easily detected: Bypassing ten detection methods. In *Proceedings of the 10th ACM Workshop on Artificial Intelligence and Security*, 2017b.
- Carmon, Y., Raghuathan, A., Schmidt, L., Duchi, J. C., and Liang, P. S. Unlabeled data improves adversarial robustness. In *Advances in Neural Information Processing Systems*, pp. 11192–11203, 2019.
- Chang, H.-S., Learned-Miller, E., and McCallum, A. Active bias: training more accurate neural networks by emphasizing high variance samples. In *Proceedings of the 31st International Conference on Neural Information Processing Systems*, pp. 1003–1013, 2017.
- Chen, P.-Y., Sharma, Y., Zhang, H., Yi, J., and Hsieh, C.-J. Ead: elastic-net attacks to deep neural networks via adversarial examples. In *Proceedings of the AAAI Conference on Artificial Intelligence*, 2018.
- Cisse, M., Bojanowski, P., Grave, E., Dauphin, Y., and Usunier, N. Parseval networks: Improving robustness to adversarial examples. In *ICML*, 2017.
- Croce, F. and Hein, M. Reliable evaluation of adversarial robustness with an ensemble of diverse parameter-free attacks. In *International Conference on Machine Learning*, pp. 2206–2216. PMLR, 2020.
- Deng, J., Dong, W., Socher, R., Li, L.-J., Li, K., and Fei-Fei, L. Imagenet: A large-scale hierarchical image database. In *2009 IEEE conference on computer vision and pattern recognition*, pp. 248–255. Ieee, 2009.
- Drory, A., Avidan, S., and Giryes, R. The resistance to label noise in k-nn and dnn depends on its concentration. In *British Machine Vision Virtual Conference (BMVC)*, 2020.
- Dubey, A., van der Maaten, L., Yalniz, Z., Li, Y., and Mahajan, D. K. Defense against adversarial images using web-scale nearest-neighbor search. *CVPR*, pp. 8759–8768, 2019.
- Foret, P., Kleiner, A., Mobahi, H., and Neyshabur, B. Sharpness-aware minimization for efficiently improving generalization. *arXiv preprint arXiv:2010.01412*, 2020.
- Freund, Y. and Schapire, R. E. A decision-theoretic generalization of on-line learning and an application to boosting. *Journal of computer and system sciences*, 55(1):119–139, 1997.
- Ghosh, A., Manwani, N., and Sastry, P. Making risk minimization tolerant to label noise. *Neurocomput.*, 160(C): 93–107, July 2015. ISSN 0925-2312.
- Ghosh, A., Kumar, H., and Sastry, P. S. Robust loss functions under label noise for deep neural networks. In *AAAI*, 2017.
- Goldberger, J. and Ben-Reuven, E. Training deep neural networks using a noise adaptation layer. In *ICLR*, 2017.
- Goodfellow, I., Shlens, J., and Szegedy, C. Explaining and harnessing adversarial examples. In *ICLR*, 2015.
- Guo, S., Huang, W., Zhang, H., Zhuang, C., Dong, D., Scott, M. R., and Huang, D. Curriculumnet: Weakly supervised learning from large-scale web images. In *ECCV*, 2018.
- Gupta, A., Koren, T., and Talwar, K. Better algorithms for stochastic bandits with adversarial corruptions. In *Conference on Learning Theory*, pp. 1562–1578. PMLR, 2019.

- Han, B., Yao, J., Niu, G., Zhou, M., Tsang, I., Zhang, Y., and Sugiyama, M. Masking: A new perspective of noisy supervision. In *NeurIPS*, 2018a.
- Han, B., Yao, Q., Yu, X., Niu, G., Xu, M., Hu, W., Tsang, I., and Sugiyama, M. Co-teaching: Robust training of deep neural networks with extremely noisy labels. In *Advances in neural information processing systems*, pp. 8527–8537, 2018b.
- Han, J., Luo, P., and Wang, X. Deep self-learning from noisy labels. In *Proceedings of the IEEE/CVF International Conference on Computer Vision (ICCV)*, October 2019.
- He, K., Zhang, X., Ren, S., and Sun, J. Deep residual learning for image recognition. In *Proceedings of the IEEE conference on computer vision and pattern recognition*, pp. 770–778, 2016.
- Hein, M. and Andriushchenko, M. Formal guarantees on the robustness of a classifier against adversarial manipulation. In *Advances in Neural Information Processing Systems*, 2017.
- Hendrycks, D., Mazeika, M., Wilson, D., and Gimpel, K. Using trusted data to train deep networks on labels corrupted by severe noise. In *Advances in neural information processing systems*, pp. 10456–10465, 2018.
- Jakubovitz, D. and Giryes, R. Improving dnn robustness to adversarial attacks using jacobian regularization. In *ECCV (12)*, 2018.
- Jenni, S. and Favaro, P. Deep bilevel learning. In *Proceedings of the European conference on computer vision (ECCV)*, pp. 618–633, 2018.
- Kannan, H., Kurakin, A., and Goodfellow, I. Adversarial logit pairing. *arXiv preprint arXiv:1803.06373*, 2018.
- Kingma, D. P. and Ba, J. Adam: A method for stochastic optimization. In *ICLR (Poster)*, 2015.
- Krause, J., Sapp, B., Howard, A., Zhou, H., Toshev, A., Duerig, T., Philbin, J., and Fei-Fei, L. The unreasonable effectiveness of noisy data for fine-grained recognition. In *ECCV*, 2016.
- Kurakin, A., Goodfellow, I. J., and Bengio, S. Adversarial machine learning at scale. In *ICLR*, 2017.
- Li, J., Socher, R., and Hoi, S. C. Dividemix: Learning with noisy labels as semi-supervised learning. *arXiv preprint arXiv:2002.07394*, 2020a.
- Li, M., Soltanolkotabi, M., and Oymak, S. Gradient descent with early stopping is provably robust to label noise for overparameterized neural networks. In *AISTATS*, 2020b.
- Li, Y., Yang, J., Song, Y., Cao, L., Luo, J., and Li, L.-J. Learning from noisy labels with distillation. In *ICCV*, 2017.
- Lin, T.-Y., Goyal, P., Girshick, R., He, K., and Dollár, P. Focal loss for dense object detection. In *Proceedings of the IEEE international conference on computer vision*, pp. 2980–2988, 2017.
- Littlestone, N. and Warmuth, M. The weighted majority algorithm. In *Proceedings of the 30th Annual Symposium on Foundations of Computer Science*, pp. 256–261, 1989.
- Liu, T. and Tao, D. Classification with noisy labels by importance reweighting. *IEEE trans. pattern anal. mach. intell.*, 38(3):447–461, 2015.
- Lukasik, M., Bhojanapalli, S., Menon, A., and Kumar, S. Does label smoothing mitigate label noise? In *International Conference on Machine Learning*, pp. 6448–6458. PMLR, 2020.
- Lykouris, T., Mirrokni, V., and Paes Leme, R. Stochastic bandits robust to adversarial corruptions. In *Proceedings of the 50th Annual ACM SIGACT Symposium on Theory of Computing*, pp. 114–122, 2018.
- Lykouris, T., Simchowitz, M., Slivkins, A., and Sun, W. Corruption robust exploration in episodic reinforcement learning. *arXiv preprint arXiv:1911.08689*, 2019.
- Ma, X., Wang, Y., Houle, M. E., Zhou, S., Erfani, S., Xia, S., Wijewickrema, S., and Bailey, J. Dimensionality-driven learning with noisy labels. In *ICML*, 2018.
- Madry, A., Makelov, A., Schmidt, L., Tsipras, D., and Vladu, A. Towards deep learning models resistant to adversarial attacks. In *International Conference on Learning Representations*, 2018.
- Malach, E. and Shalev-Shwartz, S. Decoupling “when to update” from “how to update”. In *NeurIPS*, 2017.
- Miller, D. J., Xiang, Z., and Kesidis, G. Adversarial learning targeting deep neural network classification: A comprehensive review of defenses against attacks. *Proceedings of the IEEE*, 108(3):402–433, 2020. doi: 10.1109/JPROC.2020.2970615.
- Miyato, T., Maeda, S.-i., Koyama, M., Nakae, K., and Ishii, S. Distributional smoothing with virtual adversarial training. In *ICLR*, 2015.
- Moosavi-Dezfooli, S.-M., Fawzi, A., and Frossard, P. Deep-fool: a simple and accurate method to fool deep neural networks. In *Proceedings of the IEEE conference on computer vision and pattern recognition*, pp. 2574–2582, 2016.

- Moosavi-Dezfooli, S.-M., Fawzi, A., Fawzi, O., and Frossard, P. Universal adversarial perturbations. In *CVPR*, 2017.
- Mourtada, J. and Gaïffas, S. On the optimality of the hedge algorithm in the stochastic regime. *Journal of Machine Learning Research*, 20:1–28, 2019.
- Muthukumar, V., Narang, A., Subramanian, V., Belkin, M., Hsu, D., and Sahai, A. Classification vs regression in overparameterized regimes: Does the loss function matter? *arXiv preprint arXiv:2005.08054*, 2020.
- Natarajan, N., Dhillon, I. S., Ravikumar, P. K., and Tewari, A. Learning with noisy labels. *Advances in neural information processing systems*, 26:1196–1204, 2013.
- Nayman, N., Noy, A., Ridnik, T., Friedman, I., Jin, R., and Zelnik, L. Xnas: Neural architecture search with expert advice. *Advances in Neural Information Processing Systems*, 32:1977–1987, 2019.
- Nguyen, T., Mummadi, C., Ngo, T., Beggel, L., and Brox, T. Self: learning to filter noisy labels with self-ensembling. In *International Conference on Learning Representations (ICLR)*, 2020.
- Nicolae, M.-I., Sinn, M., Tran, M. N., Buesser, B., Rawat, A., Wistuba, M., Zantedeschi, V., Baracaldo, N., Chen, B., Ludwig, H., et al. Adversarial robustness toolbox v1.0.0. *arXiv preprint arXiv:1807.01069*, 2018.
- Papernot, N., McDaniel, P., Jha, S., Fredrikson, M., Celik, Z. B., and Swami, A. The limitations of deep learning in adversarial settings. In *2016 IEEE European symposium on security and privacy (EuroS&P)*, pp. 372–387. IEEE, 2016.
- Papernot, N., McDaniel, P., Wu, X., Jha, S., and Swami, A. Distillation as a defense to adversarial perturbations against deep neural networks. In *IEEE Symposium on Security and Privacy (SP)*, 2016.
- Patrini, G., Rozza, A., Krishna Menon, A., Nock, R., and Qu, L. Making deep neural networks robust to label noise: A loss correction approach. In *Proceedings of the IEEE Conference on Computer Vision and Pattern Recognition*, pp. 1944–1952, 2017.
- Poggio, T. and Liao, Q. Implicit dynamic regularization in deep networks. Technical report, Center for Brains, Minds and Machines (CBMM), 2020.
- Ren, M., Zeng, W., Yang, B., and Urtasun, R. Learning to reweight examples for robust deep learning. In *International Conference on Machine Learning*, pp. 4334–4343. PMLR, 2018.
- Ross, A. S. and Doshi-Velez, F. Improving the adversarial robustness and interpretability of deep neural networks by regularizing their input gradients. In *AAAI*, 2017.
- Rozsa, A., Gunther, M., and Boulton, T. E. Towards robust deep neural networks with bang. In *2018 IEEE Winter Conference on Applications of Computer Vision (WACV)*, pp. 803–811. IEEE, 2018.
- Sahoo, D., Pham, Q., Lu, J., and Hoi, S. C. Online deep learning: Learning deep neural networks on the fly. *arXiv preprint arXiv:1711.03705*, 2017.
- Shafahi, A., Najibi, M., Ghiasi, M. A., Xu, Z., Dickerson, J., Studer, C., Davis, L. S., Taylor, G., and Goldstein, T. Adversarial training for free! In *Advances in Neural Information Processing Systems*, pp. 3358–3369, 2019.
- Shaham, U., Yamada, Y., and Negahban, S. Understanding adversarial training: Increasing local stability of supervised models through robust optimization. *Neuro-computing*, 307:195–204, 2018.
- Shalev-Shwartz, S. and Ben-David, S. *Understanding machine learning: From theory to algorithms*. Cambridge university press, 2014.
- Shen, Y. and Sanghavi, S. Learning with bad training data via iterative trimmed loss minimization. In *ICML*, 2019.
- Shu, J., Xie, Q., Yi, L., Zhao, Q., Zhou, S., Xu, Z., and Meng, D. Meta-weight-net: Learning an explicit mapping for sample weighting. In *Advances in neural information processing systems*, pp. 1919–1930, 2019.
- Song, H., Kim, M., Park, D., and Lee, J.-G. Learning from noisy labels with deep neural networks: A survey. *arXiv preprint arXiv:2007.08199*, 2020.
- Sun, C., Shrivastava, A., Singh, S., and Gupta, A. Revisiting unreasonable effectiveness of data in deep learning era. In *ICCV*, 2017.
- Szegedy, C., Zaremba, W., Sutskever, I., Bruna, J., Erhan, D., Goodfellow, I., and Fergus, R. Intriguing properties of neural networks. In *2nd International Conference on Learning Representations, ICLR 2014*, 2014.
- Szegedy, C., Vanhoucke, V., Ioffe, S., Shlens, J., and Wojna, Z. Rethinking the inception architecture for computer vision. In *Proceedings of the IEEE conference on computer vision and pattern recognition*, pp. 2818–2826, 2016.
- Tanaka, D., Ikami, D., Yamasaki, T., and Aizawa, K. Joint optimization framework for learning with noisy labels. In *CVPR*, 2018.

- Thulasidasan, S., Bhattacharya, T., Bilmes, J. A., Chennupati, G., and Mohd-Yusof, J. Combating label noise in deep learning using abstention. In *ICML*, 2019.
- Tramèr, F., Kurakin, A., Papernot, N., Goodfellow, I., Boneh, D., and McDaniel, P. Ensemble adversarial training: Attacks and defenses. In *ICLR*, 2018. URL <https://openreview.net/forum?id=rkZvSe-RZ>.
- Vahdat, A. Toward robustness against label noise in training deep discriminative neural networks. In *NeurIPS*, 2017.
- Wang, R., Liu, T., and Tao, D. Multiclass learning with partially corrupted labels. *IEEE transactions on neural networks and learning systems*, 29(6):2568–2580, 2017.
- Wang, Y., Ma, X., Chen, Z., Luo, Y., Yi, J., and Bailey, J. Symmetric cross entropy for robust learning with noisy labels. In *ICCV*, 2019.
- Wei, H., Feng, L., Chen, X., and An, B. Combating noisy labels by agreement: A joint training method with co-regularization. In *Proceedings of the IEEE/CVF Conference on Computer Vision and Pattern Recognition*, pp. 13726–13735, 2020.
- Wong, E., Rice, L., and Kolter, J. Z. Fast is better than free: Revisiting adversarial training. In *International Conference on Learning Representations*, 2019.
- Xiao, T., Xia, T., Yang, Y., Huang, C., and Wang, X. Learning from massive noisy labeled data for image classification. In *Proceedings of the IEEE conference on computer vision and pattern recognition*, pp. 2691–2699, 2015.
- Xie, C., Wu, Y., Maaten, L. v. d., Yuille, A. L., and He, K. Feature denoising for improving adversarial robustness. In *Proceedings of the IEEE/CVF Conference on Computer Vision and Pattern Recognition*, pp. 501–509, 2019.
- Xu, W., Evans, D., and Qi, Y. Feature squeezing: Detecting adversarial examples in deep neural networks. *arXiv:1704.01155*, 2018.
- Xu, Y., Cao, P., Kong, Y., and Wang, Y. L_dmi: A novel information-theoretic loss function for training deep nets robust to label noise. In *Advances in Neural Information Processing Systems*, pp. 6225–6236, 2019.
- Yang, C., Kortylewski, A., Xie, C., Cao, Y., and Yuille, A. Patchattack: A black-box texture-based attack with reinforcement learning. In Vedaldi, A., Bischof, H., Brox, T., and Frahm, J.-M. (eds.), *ECCV*, pp. 681–698, 2020.
- Yao, J., Wang, J., Tsang, I. W., Zhang, Y., Sun, J., Zhang, C., and Zhang, R. Deep learning from noisy image labels with quality embedding. *IEEE Trans. Image Process.*, 28(4):1909–1922, 2018.
- Zagoruyko, S. and Komodakis, N. Wide residual networks. In *British Machine Vision Conference 2016*. British Machine Vision Association, 2016.
- Zhai, R., Cai, T., He, D., Dan, C., He, K., Hopcroft, J., and Wang, L. Adversarially robust generalization just requires more unlabeled data. *arXiv preprint arXiv:1906.00555*, 2019.
- Zhang, C., Benz, P., Imtiaz, T., and Kweon, I. S. Understanding adversarial examples from the mutual influence of images and perturbations. In *Proceedings of the IEEE/CVF Conference on Computer Vision and Pattern Recognition (CVPR)*, June 2020a.
- Zhang, H., Cissé, M., Dauphin, Y. N., and Lopez-Paz, D. mixup: Beyond empirical risk minimization. In *ICLR*, 2018.
- Zhang, L., Deng, Z., Kawaguchi, K., Ghorbani, A., and Zou, J. How does mixup help with robustness and generalization? *arXiv preprint arXiv:2010.04819*, 2020b.
- Zhang, Z. and Sabuncu, M. Generalized cross entropy loss for training deep neural networks with noisy labels. In *Advances in neural information processing systems*, pp. 8778–8788, 2018.
- Zhang, Z., Zhang, H., Arik, S. O., Lee, H., and Pfister, T. Distilling effective supervision from severe label noise. In *Proceedings of the IEEE/CVF Conference on Computer Vision and Pattern Recognition*, pp. 9294–9303, 2020c.
- Zimmert, J. and Seldin, Y. An optimal algorithm for stochastic and adversarial bandits. In *The 22nd International Conference on Artificial Intelligence and Statistics*, pp. 467–475. PMLR, 2019.

A. Proofs

Here we present the proofs of the lemmas and theorems presented in the paper. For the convenience of the reader, we repeat the lemmas and theorems that we prove.

A.1. Proof of Lemma 1

Lemma 1. For a β -smooth loss $l(\cdot)$, and θ_{t+1} , p_{t+1} updated as in Algorithm 2 with GD step size of $\alpha = \frac{1}{\beta}$ and MW step size $\eta > 0$, we have:

$$\sum_{i=1}^N (p_{t+1,i} l_i(\theta_{t+1}) - p_{t,i} l_i(\theta_t)) \leq -\frac{1}{2\beta} \left\| \sum_{i=1}^N p_{t,i} \nabla l_i(\theta_t) \right\|^2.$$

Proof. Note that $\sum_{i=1}^N p_{t,i} l_i(\theta)$ is β -smooth in θ . Using β -smoothness and the GD step definition in Algorithm 2, we get:

$$\sum_{i=1}^N p_{t,i} l_i(\theta_{t+1}) \leq \sum_{i=1}^N p_{t,i} l_i(\theta_t) - \alpha \left\| \sum_{i=1}^N p_{t,i} \nabla l_i(\theta_t) \right\|^2 + \frac{\alpha^2 \beta}{2} \left\| \sum_{i=1}^N p_{t,i} \nabla l_i(\theta_t) \right\|^2.$$

Since $\alpha = \frac{1}{\beta}$, we get:

$$\sum_{i=1}^N p_{t,i} l_i(\theta_{t+1}) \leq \sum_{i=1}^N p_{t,i} l_i(\theta_t) - \frac{1}{2\beta} \left\| \sum_{i=1}^N p_{t,i} \nabla l_i(\theta_t) \right\|^2.$$

All that is left to be shown is that:

$$\sum_{i=1}^N p_{t+1,i} l_i(\theta_{t+1}) \leq \sum_{i=1}^N p_{t,i} l_i(\theta_{t+1}). \quad (2)$$

The part of the MW update can be interpreted as FTRL (Follow The Regularized Leader) algorithm with constant step size η (Amir et al., 2020). Thus, the probability update can be written formally as

$$p_{t+1} = \arg \min_{w \in \Delta_N} \left\{ w \cdot \sum_{s=1}^{t+1} l(\theta_s) + \frac{1}{\eta} \sum_{i=1}^N w_i \ln(w_i) - w_i \right\},$$

where Δ_N is N-simplex, $p_t \in \nabla_N$ is a vector and $l(\theta_s)$ are treated as known fixed vectors. Let $R(w) = \sum_{i=1}^N w_i \ln(w_i) - w_i$.

Let $\Phi(u) = \sum_{i=1}^N u_i \sum_{s=1}^t l_i(\theta_s) + \frac{1}{\eta} R(u)$ and $\phi(u) = \sum_{i=1}^N u_i l_i(\theta_{t+1})$. Φ is convex since it is a sum of linear functions and a negative Shannon entropy which are both convex. Note that ϕ is also convex since it is linear. Using the convexity of Φ and the fact that p_t is its minimum, we have that

$$\Phi(p_{t+1}) - \Phi(p_t) \geq 0. \quad (3)$$

From the minimality of p_{t+1} w.r.t $\Phi + \phi$, we have

$$(\Phi + \phi)(p_t) - (\Phi + \phi)(p_{t+1}) \geq 0. \quad (4)$$

Following Eq. (3) and Eq. (4), we get

$$\phi(p_t) - \phi(p_{t+1}) \geq \Phi(p_{t+1}) - \Phi(p_t) \geq 0.$$

Plugging the definitions of ϕ and Φ leads to Eq. (2), which completes the proof. ■

A.2. Proof of Theorem 2

Theorem 2. For a β -smooth loss $l(\cdot)$, and θ_{t+1} , p_{t+1} being updated as in Algorithm 2 with GD step size of $\alpha = \frac{1}{\beta}$ and MR step size $\eta > 0$, we have that

$$\begin{aligned} & \frac{1}{T} \sum_{t=1}^T \left\| \sum_{i=1}^N p_{t,i} \nabla l_i(\theta_t) \right\|^2 \\ & \leq \frac{2\beta}{T} \left(\frac{1}{N} \sum_{i=1}^N l_i(\theta_0) - \sum_{i=1}^N p_i^* l_i(\theta^*) \right), \end{aligned}$$

where $p^*, \theta^* = \arg \min_{p \in \Delta_N, \theta} \sum_{i=1}^N p_i l_i(\theta)$.

Proof. From Lemma 1, we have that

$$\sum_{i=1}^N p_{t+1,i} l_i(\theta_{t+1}) - \sum_{i=1}^N p_{t,i} l_i(\theta_t) \leq -\frac{1}{2\beta} \left\| \sum_{i=1}^N p_{t,i} \nabla l_i(\theta_t) \right\|^2.$$

Summing over t , leads to

$$\sum_{i=1}^N p_{T,i} l_i(\theta_T) - \sum_{i=1}^N p_{0,i} l_i(\theta_0) \leq -\frac{1}{2\beta} \sum_{t=1}^T \left\| \sum_{i=1}^N p_{t,i} \nabla l_i(\theta_t) \right\|^2.$$

Rearranging the above equation and using the minimality of p^*, θ^* , we get that

$$\frac{1}{T} \sum_{t=1}^T \left\| \sum_{i=1}^N p_{t,i} \nabla l_i(\theta_t) \right\|^2 \leq \frac{2\beta}{T} \left(\sum_{i=1}^N p_{0,i} l_i(\theta_0) - \sum_{i=1}^N p_i^* l_i(\theta^*) \right).$$

■

A.3. Proof of Theorem 4

Theorem 4. Assume that for $1 \leq i \leq N$: $l_i(\cdot)$ is β -smooth, G -Lipshitz B -bounded. Define $F(\theta, p) = \mathbb{E}_{i \sim p} l_i(\theta)$. Then when running MR with SGD that samples according to $i_t \sim p_t$ and uses $\alpha = \sqrt{\frac{2B}{G^2\beta T}}$, it holds that:

$$\frac{1}{T} \sum_{t=1}^T \mathbb{E}_{i_1, \dots, i_t} \|\nabla F(\theta_t, p_t)\|^2 \leq G \sqrt{\frac{2\beta B}{T}}.$$

Proof. Note that $F(\theta, p) = \sum_{i=1}^N p_i l_i(\theta)$. Using smoothness of $F(\cdot, \cdot)$ w.r.t the first argument and the bounded gradients assumption, we get:

$$\begin{aligned} F(\theta_{t+1}, p_t) & \leq F(\theta_t, p_t) - \alpha \nabla F(\theta_t, p_t) (-\nabla l_{i_t}(\theta_t)) + \frac{\beta}{2} \alpha^2 \|\nabla l_{i_t}(\theta_t)\|^2 \\ & \leq F(\theta_t, p_t) + \alpha \nabla F(\theta_t, p_t) \nabla l_{i_t}(\theta_t) + \frac{\beta \alpha^2 G^2}{2}. \end{aligned}$$

Notice that SGD with MW can still be seen as an FTRL algorithm with a constant step size, where the losses are fixed from the FTRL point of view. Thus, from Eq. (2), we have that $F(\theta_{t+1}, p_{t+1}) \leq F(\theta_{t+1}, p_t)$ holds.

Taking expectation on both sides w.r.t $i_1, \dots, i_t \sim p_1, \dots, p_t$ yields:

$$\mathbb{E}_{i_1, \dots, i_t} F(\theta_{t+1}, p_{t+1}) \leq \mathbb{E}_{i_1, \dots, i_t} F(\theta_t, p_t) + \mathbb{E}_{i_1, \dots, i_t} \left[\nabla F(\theta_t, p_t) (-\alpha \nabla l_{i_t}(\theta_t)) \right] + \frac{\beta}{2} \alpha^2 G^2.$$

We will take a closer look at the expression $\mathbb{E}_{i_1, \dots, i_t} [\nabla F(\theta_t, p_t)(\nabla l_{i_t}(\theta_t))]$. Using the law of total expectation, we have that

$$\begin{aligned} \mathbb{E}_{i_1, \dots, i_t} [\nabla F(\theta_t, p_t)(\nabla l_{i_t}(\theta_t))] &= \\ &= \mathbb{E}_{i_1, \dots, i_{t-1}} [\mathbb{E}_{i_t} [\nabla F(\theta_t, p_t)(\nabla l_{i_t}(\theta_t)) | i_1, \dots, i_{t-1}]] \\ &= \mathbb{E}_{i_1, \dots, i_{t-1}} [\nabla F(\theta_t, p_t) \mathbb{E}_{i_t} [\nabla l_{i_t}(\theta_t) | i_1, \dots, i_{t-1}]] \\ &= \mathbb{E}_{i_1, \dots, i_{t-1}} [\|\nabla F(\theta_t, p_t)\|^2] \\ &= \mathbb{E}_{i_1, \dots, i_{t-1}, i_t} [\|\nabla F(\theta_t, p_t)\|^2]. \end{aligned}$$

Plugging this into the earlier expression we get:

$$\mathbb{E}_{i_1, \dots, i_t} F(\theta_{t+1}, p_{t+1}) \leq \mathbb{E}_{i_1, \dots, i_t} F(\theta_t, p_t) - \alpha \mathbb{E}_{i_1, \dots, i_t} [\|\nabla F(\theta_t, p_t)\|^2] + \frac{\beta}{2} \alpha^2 G^2.$$

Summing over $t = 1, \dots, T$ and averaging leads to

$$\begin{aligned} \frac{1}{T} \mathbb{E} [\|\nabla F(\theta_{T+1}, p_{T+1})\|^2] &\leq \frac{\mathbb{E} F(\theta_T, p_T) - \mathbb{E} F(\theta_1, p_1)}{\alpha T} + \frac{\beta}{2} \alpha G^2 \\ &\leq \frac{B}{\alpha T} + \beta G^2 \alpha. \end{aligned}$$

By setting $\alpha = \sqrt{\frac{2B}{G^2 \beta T}}$, we get the desired bound. ■

A.4. Proof of Lemma 5

Lemma 5. *When running GD starting with $\theta_0 = 0$, using the clean labels \mathbf{y} and step size $\alpha > 0$, it holds that $\forall \epsilon > 0$ there exists $t > \frac{-\log(\exp(\epsilon)-1)}{\alpha \exp(-\epsilon)(\exp(\epsilon)-1)}$ such that*

$$L(\theta_t) = \log(1 + \exp(-\theta_t)) < \epsilon.$$

Proof. In the the logistic loss in the case we discuss, it hold that $x_i = y_i = 1$ for $1 \leq i \leq N$. Thus, we have

$$L(\theta) = \frac{1}{N} \sum_{i=1}^N \log(1 + \exp(-x_i y_i \theta)) = \log(1 + \exp(-\theta)). \quad (5)$$

The gradient in this case is equal to $\nabla L(\theta_t) = \frac{-1}{1+\exp(\theta_t)}$ and therefore $\theta_{t+1} = \theta_t + \frac{\alpha}{1+\exp(\theta_t)}$. When we set $\theta_0 = 0$, we get a positive and increasing series.

By observing Eq. (5), our goal is to find $\theta_t \in \mathbb{R}, t \geq 1$ s.t $\theta_t \geq -\log(\exp(\epsilon) - 1)$. Note that for all t s.t $\theta_t < -\log(\exp(\epsilon) - 1)$ it holds that

$$\theta_{t+1} - \theta_t = \frac{\alpha}{1 + \exp(\theta_t)} \geq \frac{\alpha}{1 + \exp(-\log(\exp(\epsilon) - 1))} = \alpha \exp(-\epsilon)(\exp(\epsilon) - 1).$$

Therefore, for $t > \frac{-\log(\exp(\epsilon)-1)}{\alpha \exp(-\epsilon)(\exp(\epsilon)-1)}$, it must hold that $L(\theta_t) \leq \epsilon$. ■

A.5. Proof of Lemma 6

Lemma 6. *When running GD starting with $\theta_0 = 0$, using the noisy labels $\tilde{\mathbf{y}}$ and step size $\alpha = 1$, the algorithm convergences to $\theta^* = \log\left(\frac{1-\sigma}{\sigma}\right)$. Formally, for any $\epsilon > 0$ and $T = O(\frac{1}{\epsilon})$ it holds that $|\theta_t - \theta^*| \leq \epsilon$.*

Proof. We will first show that the loss the learner observes is 1-smooth by bounding its second derivative: $\frac{d^2 \tilde{L}(\theta)}{d\theta^2} = \frac{\sigma}{(\exp(-\theta)+1)^2} + \frac{1-\sigma}{(\exp(\theta)+1)^2} \leq \sigma + 1 - \sigma = 1$ Therefore, it holds that $\tilde{L}(\theta)$ is 1-smooth. Note that the observed loss is

$$\tilde{L}(\theta) = \sigma \log(1 + \exp(\theta)) + (1 - \sigma) \log(1 + \exp(-\theta)),$$

and its gradient is

$$\nabla \tilde{L}(\theta) = \frac{\sigma}{1 + \exp(-\theta)} - \frac{1 - \sigma}{1 + \exp(\theta)}.$$

For $\theta^* = \log\left(\frac{1-\sigma}{\sigma}\right)$ it holds that $\nabla \tilde{L}(\theta^*) = 0$ and $\nabla^2 \tilde{L}(\theta^*) > 0$ so θ^* achieves the minimum. Note that θ^* is the only critical point. Since GD converges to a critical point when running it with β -smooth function and step size $\alpha = \frac{1}{\beta}$ (Bubeck et al., 2015), then in this case GD converges to θ^* . ■

A.6. Proof of Lemma 7

Lemma 7. When running Algorithm 2 with the step sizes $\eta = \alpha = 1$ and $\theta_0 = 0$, then $\forall t \geq 0$ it holds that $\theta_{t+1} > \theta_t$.

Proof. Note that in each step $t \geq 0$ the losses of all corrupted examples is the same so they share the same probability which we will denote by $p_{cr,t}$. The same holds also for the clean examples' probabilities, which we will denote by $p_{cl,t}$. Let $\delta_t := \theta_{t+1} - \theta_t = \frac{(1-\sigma)p_{cl,t}}{1+\exp(\theta_t)} - \frac{\sigma p_{cr,t}}{1+\exp(-\theta_t)}$. Lastly, denote by $A_t = \frac{p_{cl,t+1}}{p_{cl,t}}$ and $B_t = \frac{p_{cr,t+1}}{p_{cr,t}}$ the ratios between two consecutive clean and noisy probabilities.

The proof will hold by induction. For the base step it holds that $\theta_1 = \Delta > 0$. Next, assume that $\forall s \leq t: \delta_s > 0$. Then,

$$\delta_{t+1} = \frac{(1-\sigma)p_{cl,t}A_t}{1+\exp(\theta_{t+1})} - \frac{\sigma p_{cr,t}B_t}{1+\exp(-\theta_{t+1})}.$$

Note that $\frac{B_t}{A_t} = \exp(-\theta_{t+1})$, and therefore

$$\delta_{t+1} = A_t \left(\frac{(1-\sigma)p_{cl,t}}{1+\exp(\theta_{t+1})} - \frac{\sigma p_{cr,t} \exp(-\theta_{t+1})}{1+\exp(-\theta_{t+1})} \right) = \frac{A_t}{1+\exp(\theta_{t+1})} ((1-\sigma)p_{cl,t} - \sigma p_{cr,t}). \quad (6)$$

Since for $s \leq t$ it holds that $\theta_s \geq 0$, we have that $\tilde{l}_{cr}(\theta_s) = \log(1 + \exp(\theta_s)) \geq \log(1 + \exp(-\theta_s)) = \tilde{l}_{cl}(\theta_s)$, which yields that $p_{cr,t} \leq p_{cl,t}$. Therefore, all the terms in the above equation are strictly positive. ■

A.7. Proof of Theorem 8

Theorem 8. When running Algorithm 2 with the step sizes $\eta = \alpha = 1$ and $\theta_0 = 0$, then for any $\epsilon > 0$ exists $t \geq \max \left\{ \frac{-\log(\frac{1}{2})}{\Delta} + 2, \frac{-\log(\exp(\epsilon)-1)}{\exp(-\epsilon)(\exp(\epsilon)-1)} \frac{2N}{\sigma} \right\}$ such that $L(\theta_t) \leq \epsilon$.

Proof. From the MW update rule it holds that $p_{cr,t} = \exp(-\sum_{s=1}^t \theta_s) p_{cl,t}$. Using $\sigma \leq \frac{1}{2}$ and Eq. (6),

$$\delta_{t+1} > \frac{A_t p_{cl,t} \sigma}{1 + \exp(\theta_{t+1})} (1 - \exp(-\sum_{s=1}^t \theta_s)).$$

Since $\theta_1 = \Delta > 0$ and by Lemma 7 we get that $\theta_t > \Delta$ for $t > 1$. In addition since θ_t is increasing (Lemma 7), it holds that: $A_t \geq 1$ for $1 \leq t$ so $p_{cl,t} \geq p_{cl,1} = \frac{1}{N}$. So overall it holds,

$$\delta_{t+1} \geq \frac{p_{cl,t+1} \sigma}{1 + \exp(\theta_{t+1})} (1 - \exp(-\Delta(t-1))) \geq \frac{\sigma}{N} \frac{1 - \exp(-\Delta(t-1))}{1 + \exp(\theta_{t+1})}.$$

For $t \geq \frac{-\log(\frac{1}{2})}{\Delta} + 1$ it must hold that $\delta_{t+1} > \frac{\sigma}{2N(1+\exp(\theta_t))}$, Using the same argument as in the proof of Lemma 5 for the unbounded gradients, we get that for $t \geq \max \left\{ \frac{\log(-\frac{1}{2})}{\Delta} + 2, \frac{-\log(\exp(\epsilon)-1)}{\exp(-\epsilon)(\exp(\epsilon)-1)} \frac{2N}{\sigma} \right\}$ the loss value satisfies $L(\theta_t) \leq \epsilon$ ■

A.8. Proof of Lemma 11

Lemma 11. *for $i \notin I_{cr}$ it holds that:*

$$p_{1,i} \geq (N + N\sigma(\exp(-2\eta\epsilon^2\Delta) - 1))^{-1}$$

Proof. It holds that $\tilde{\mathbf{y}} = \mathbf{y} + \boldsymbol{\epsilon}$, $\theta^* = 1$ is the LS solution with $\mathbf{x}\sqrt{\mathbf{P}_1}$ and $\sqrt{\mathbf{P}_1}\mathbf{y}$. The least squares solution to the corrupted problem is $\theta_1 = \mathbf{xP}_1(\mathbf{y} + \boldsymbol{\epsilon}) = \mathbf{xP}_1\mathbf{y} + \mathbf{xP}_1\boldsymbol{\epsilon} = \theta^* + \mathbf{xP}_1\boldsymbol{\epsilon}$.

Note that since $L(\theta^*) = 0$, $\mathbf{x}^T\theta^* - \mathbf{y} = \mathbf{0}$ the losses satisfy:

$$i \notin I_{cr} : \quad \tilde{l}_i(\theta_1) = \frac{1}{2}(x_i\mathbf{xP}_1\boldsymbol{\epsilon})^2 = \frac{1}{2N^2}(\mathbf{x}\boldsymbol{\epsilon})^2$$

$$k \in I_{cr} : \quad \tilde{l}_k(\theta_1) = \frac{1}{2}(x_k\mathbf{xP}_1\boldsymbol{\epsilon} - \epsilon_k)^2 = \frac{1}{2N^2}(\mathbf{x}\boldsymbol{\epsilon})^2 + \epsilon^2 \mp 2\frac{\epsilon_k}{N}\mathbf{x}\boldsymbol{\epsilon}$$

We want to show that the losses seen by the learner satisfy $\tilde{l}_i(\theta_1) < \tilde{l}_k(\theta_1)$. This holds when:

$$\epsilon^2 \geq 2\left|\frac{\epsilon_k}{N}\mathbf{x}\boldsymbol{\epsilon}\right|$$

For $\sigma < \frac{1}{2}$, we have that

$$\left|2\frac{\epsilon_k}{N}\mathbf{x}\boldsymbol{\epsilon}\right| \leq \frac{2\epsilon^2\sigma N}{N} = 2\epsilon^2\sigma < \epsilon^2$$

Overall when $\sigma = \frac{1}{2} - \Delta$: $\tilde{l}_k(\theta_1) - \tilde{l}_i(\theta_1) \geq \epsilon^2\Delta$. Then MW will assign lower weights to the corrupted examples.

Denote $A_1 = \frac{1}{2N^2}(\mathbf{x}\boldsymbol{\epsilon})^2$. Then, we have

$$\begin{aligned} \forall i \notin I_{cr} : \quad w_{1,i} &= \exp(-\eta A_1) \\ \forall k \in I_{cr} : \quad 0 &\leq w_{1,k} \leq \exp(-\eta A_1 - \eta\epsilon^2\Delta). \end{aligned}$$

Looking at the non-corrupted examples' probabilities leads to

$$\begin{aligned} p_i &= \frac{\exp(-\eta A_1)}{(1 - \sigma)N \exp(-\eta A_1) + \sum_{j \in I_{cr}} w_{1,j}} \\ &\geq \frac{\exp(-\eta A_1)}{(1 - \sigma)N \exp(-\eta A_1) + \sigma N \exp(-\eta A_1 - \eta\epsilon^2\Delta)} \\ &= \frac{1}{N} \cdot \frac{1}{1 + \sigma(\exp(-\eta\epsilon^2\Delta) - 1)} > \frac{1}{N} \end{aligned}$$

■

A.9. Proof of Lemma 10

Lemma 10. *For any $t \in [T]$, $\forall i \notin I_{cr}$ it holds that $p_{t,i} \geq ((1 - \sigma)N + \sigma N \exp(-\eta\epsilon^2\Delta t))^{-1}$.*

Proof. Proof by induction. The induction base described in Lemma 11. Assume that for t it holds that $p_{t,i} \geq \frac{1}{(1 - \sigma)N + \sigma N \exp(-\eta\epsilon^2\Delta t)}$. Hence,

$$\sum_{i \notin I_{cr}} p_{t,i} \geq \frac{1 - \sigma}{1 + \sigma(\exp(-\eta\epsilon^2\Delta t) - 1)} \geq 1 - \sigma \quad (7)$$

Since we have a 1D normalized data with $L(\theta^*) = 0$, for all probability matrix \mathbf{P} LS solution is θ^* so we can use that $\theta_t = \theta^* + \mathbf{xP}_t\epsilon$. Denote by $A_t = \frac{1}{2}(\sum_{j \in I_{cr}} p_{t,j} x_j \epsilon_j)^2$, then the loss term is:

$$\begin{aligned} k \in I_{cr} : \tilde{l}_k(\theta_t) &= A_t + \frac{1}{2}\epsilon^2 - \epsilon_k \sum_{j \in I_{cr}} p_{t,j} a_j \epsilon_j \\ i \notin I_{cr} : \tilde{l}_i(\theta_t) &= A_t \end{aligned}$$

Hence (using Eq. (7)),

$$\begin{aligned} \forall s \in [t], k \in I_{cr}, i \notin I_{cr} : \\ \tilde{l}_k(\theta_s) - \tilde{l}_i(\theta_s) &\geq \frac{1}{2}\epsilon^2 - \epsilon^2 \sum_{j \in I_{cr}} p_{s,j} \geq \epsilon^2 \Delta \end{aligned}$$

Finally since for $j \in I_{cr}$ it holds that $w_{t+1,j} \leq \exp(-\eta(\sum_{s=1}^{t+1} A_s + \epsilon^2 \Delta))$,

$$p_{t+1,i} = \frac{\exp(-\eta \sum_{s=1}^{t+1} A_s)}{(1-\sigma)N \exp(-\eta \sum_{s=1}^{t+1} A_s) + \sum_{j \in I_{cr}} w_{t+1,j}} \geq \frac{1}{(1-\sigma)N + \sigma N \exp(-\eta \epsilon^2 \Delta(t+1))}$$

■

A.10. Proof of Theorem 9

Theorem 9. For Algorithm 3 we have that for $c > 0$ there exists $t > \frac{\ln(\frac{\epsilon}{c+1+\Delta})}{\eta \epsilon^2 \Delta}$ such that:

$$|\theta_t - 1| \leq c,$$

where θ_t is the learned parameter by the algorithm.

Proof. We know that for any distribution matrix \mathbf{P} it holds that $\theta^* = \mathbf{xPy}$. Recall that $\theta_t = \mathbf{xP}_t(\mathbf{y} + \epsilon)$. Therefore,

$$|\theta_t - \theta^*| = |\theta^* - \mathbf{xP}_t\mathbf{y} - \mathbf{xP}_t\epsilon| = |\mathbf{xP}_t\epsilon| = \left| \sum_{j=1}^N \epsilon_j p_{t,j} \right| \leq \epsilon \sum_{j \in I_{cr}} p_{t,j}$$

Using Lemma 10, we get that $\sum_{j \in I_{cr}} p_{t,j} \leq \frac{\sigma \exp(-\eta \epsilon^2 \Delta t)}{1 + \sigma(\exp(-\eta \epsilon^2 \Delta t) - 1)} \leq \frac{\exp(-\eta \epsilon^2 \Delta t)}{1 + \Delta}$. Thus,

$$|\theta_t - \theta^*| \leq \epsilon \sum_{j \in I_{cr}} p_{t,j} \leq \frac{\epsilon \exp(-\eta \epsilon^2 \Delta t)}{1 + \Delta}$$

for $t > \frac{\ln(\frac{\epsilon}{c+1+\Delta})}{\eta \epsilon^2 \Delta}$ it holds that $|\theta^* - \theta_t| \leq c$

■

B. Additional Experiments

Here we provide additional experiments to the ones presented in the paper. Specifically, we show the effect of MR on noisy examples' probabilities, then we show the grid search performed to find the only parameter of our method, the step size, i.e. η . Then we experiment MR with Adam and list the results for training in the presence of noisy labels with mixup and label-smoothing. We further show the results for adversarial training with Adam with and without mixup.

Evolution of Noisy Probabilities In Fig. 2 we present the evolution during training of probabilities of noisy examples with two noise ratios. It can be seen that the sum at the first epoch is 0.4 and 0.2 (which is equivalent to their size in the training data) since we begin with uniform weighting. After that, the noisy probabilities decay exponentially until convergence to a

total weight of 0.1 for noise level 40% and 0.03 for 20% noise. Notice how the noisy examples get much lower weight in the training compared to the clean data that get a total weight of ~ 0.9 and ~ 0.97 for the different noise ratios.

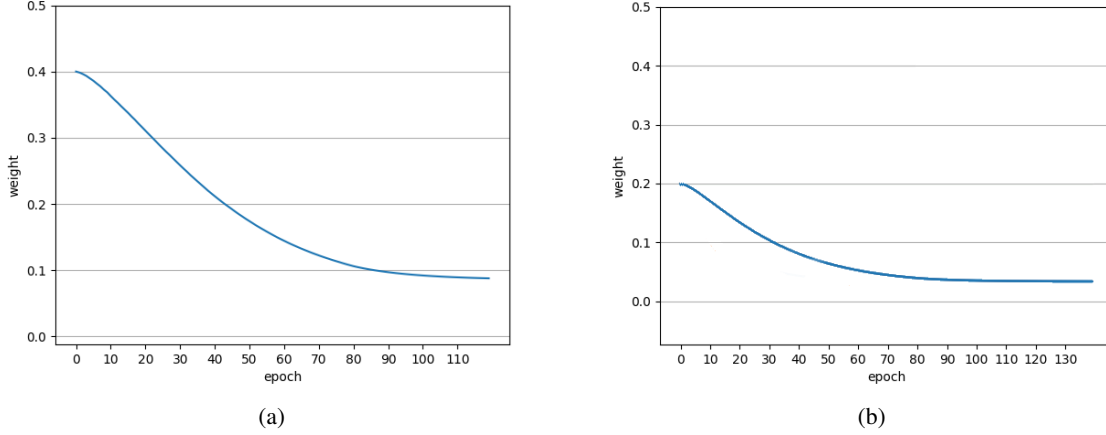


Figure 2. Evolution of the sum of noisy examples' probabilities during the training; (a), (b) are training with 40% and 50% noise levels respectively.

Hyper-parameter Search. In Fig. 3 we present the hyper-parameter search of the MW step size η . We performed a grid search over a log scale and tried 4 different values of η . We search with CIFAR-10 in the presence of 40% label noise. According the results we use $\eta = 0.01$ throughout all the experiments mentioned in the paper.

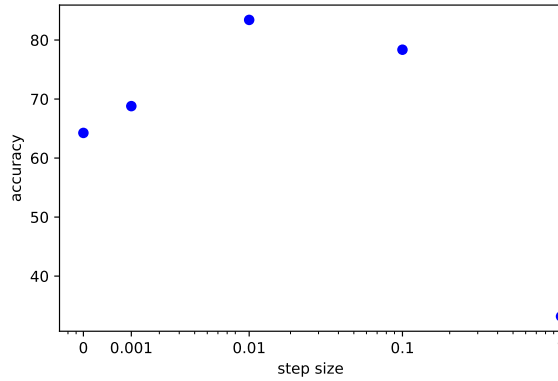


Figure 3. Hyper-parameter grid search of MW step size.

Noisy Labels with Adam. We experiment MR when the optimizer, SGD+momentum, is replaced with Adam. Here we use $\alpha = 0.5$ for the mixup parameter for improved results. These results extend the ones presented in Table 2 in the main paper, here we show results also with mixup, label smoothing, and other noise ratios with CIFAR-10 and CIFAR-100. Notice that the advantage of using MR increases with the noise level as this method is suitable for improving network robustness in the presence of noise. When compared to using only Adam with uniform weighting, the addition of MR always improves the results. Additionally, using MR with label smoothing improves results in the presence of noise. Using mixup and the combination of mixup and label smoothing with MR improves the results when the noise ratios are high for CIFAR-10, but for CIFAR-100 we see degradation in accuracy.

Table 5. Results on CIFAR10/100 with different label noise ratio with Adam vs. MR combined with Adam.

DATASET	NOISE RATIO	ADAM	ADAM+ MIXUP	ADAM+ LABEL SMOOTHING	ADAM+ MIXUP+ LABEL SMOOTHING	MR	MR + MIXUP	MR + LABEL SMOOTHING	MR + MIXUP+ LABEL SMOOTHING
CIFAR10	0%	91.43	90.09	91.96	92.52	91.85	91.9	91.54	91.6
	10%	87.5	91.36	90.25	91.42	91.31	89.36	91.2	91.39
	20%	84.41	90.17	86.76	90.36	90.51	90.89	90.46	90.8
	30%	80.55	88.29	84.21	88.34	89.67	90.09	89.62	89.94
	40%	72.4	86.63	80.5	86.87	88.32	89.36	88.11	89.11
CIFAR100	0%	69.82	72.88	70.43	72.37	70.54	70.89	70.97	70.66
	10%	59.69	67.67	62.44	69.26	68.84	68.34	68.86	68.55
	20%	52.01	64.46	54.81	64.68	66.57	67.16	68.13	66.07
	30%	44.23	61.26	47.46	61.59	64.89	63.45	65.19	63.45
	40%	37.34	52.41	39.72	59.28	61.68	60.7	62.66	61.61

Adversarial Robustness with Adam Table 6 show the results when the original optimizer SGD + momentum is replaced with Adam for CIFAR-10 and CIFAR-100. We use $\alpha = 0.1$ for the mixup parameter, $\eta = 0.001$ MR step size and on each mini batch we perform $m = 4$ adversarial training steps since we found that those suits better for training with Adam. It can be seen that adding MR to adversarial training improves results also when the training is performed with Adam. With the change of optimizer, adding mixup to adversarial training degrades the results and adding MR to this combination does not mitigate the degradation. The results with Adam reflect the high sensitivity of adaptive methods against attacks with lower accuracy results compared to training with momentum.

Table 6. Adversarial robustness to attacks with CIFAR-10 with Adam vs. MR combined with Adam; Adv. stands for robust training (Shafahi et al., 2019).

METHOD	CIFAR10					CIFAR100				
	NATURAL IMAGES ϵ	PGD 0.01	PGD 0.02	FGSM 0.01	FGSM 0.02	NATURAL IMAGES 0	PGD 0.01	PGD 0.02	FGSM 0.01	FGSM 0.02
ADAM	91.84	11.86	5.53	37.9	21.88	68.81	14.26	11.26	25.86	20.99
ADAM+MR	91.52	13.87	5.39	42.98	24.57	69.23	13.67	10.32	26.78	20.17
ADAM+MIXUP	92.67	12.32	5.01	55.33	45.84	72.8	15.85	10.4	35.86	30.23
ADAM+MIXUP + MR	90.95	11.07	5.92	51.3	38.65	65.91	10.49	8.65	28.42	20.82
ADAM+ADV.	84.19	74.92	55.31	76.61	62.98	59.12	48.28	32.71	50.72	38.48
ADAM+ADV.+MR	85.1	75.9	56.56	77.15	63.36	58.36	48.89	32.95	50.24	38.52
ADAM+ADV.+MIXUP	80.15	73.45	57.07	74.17	62.62	57.02	47.88	32.98	49.02	38.5
ADAM+ADV.+MR+MIXUP	84.62	75.05	56.9	76.36	61.88	57.25	49.51	35.16	50.83	39.44