

Multiplicative Reweighting for Robust Neural Network Optimization

Noga Bar*

Tomer Koren[†]

Raja Giryes[‡]

November 30, 2021

Abstract

Deep neural networks are widespread due to their powerful performance. Yet, their performance degrades in the presence of noisy labels at train time. Inspired by the setting of learning with expert advice, where multiplicative weights (MW) updates were recently shown to be robust to moderate data corruptions in expert advice, we propose to use MW for reweighting examples during neural networks optimization. We theoretically establish the convergence of our method when used with gradient descent and prove its advantage for label noise in 1d cases. We then validate empirically our findings for the general case by showing that MW improves neural networks accuracy in the presence of label noise on CIFAR-10, CIFAR-100 and Clothing1M. We also show the impact of our approach on adversarial robustness.

1 Introduction

Deep neural networks (DNNs) have gained massive popularity due to their success in a variety of applications. Large accurately labeled data are required to train a DNN to achieve good prediction performance. Yet, such data is costly and require a significant amount of human attention. To reduce costs, one may train a network using annotated datasets that were created with lesser efforts, but these may contain label noise which impedes the training process.

We study methods to mitigate the harmful effect of noise in the training process. Motivated by learning with expert advice, we employ Multiplicative-Weight (MW) updates [33, 12] for promoting robustness in the training process. In online learning, it was shown theoretically that MW achieves optimal regret in a variety of scenarios, e.g, with losses drawn stochastically [42] or adversarially [33, 12], and also in an intermediate setting with stochastic losses that are moderately corrupted by an adaptive adversary [3]. Thus, it is natural to consider this technique in the context of DNN training with noise, such as label noise in train data.

To employ MW, we interpret the examples as experts and the predictions induced by the network as their advice. We then encounter a loss function over the predictions, which facilitates the use of MW. Thus, instead of learning by minimizing a uniform average of the losses, we propose to learn a weighted version of the latter in which not all examples affect the training process uniformly. We employ a MW update rule for reweighting the examples during the learning process, which we denote as multiplicative reweighting (MR). It alternates between SGD steps for optimizing the DNN's parameters and MW updates for reweighting.

*Blavatnik School of Computer Science, Tel Aviv University; nogabar@mail.tau.ac.il.

[†]Blavatnik School of Computer Science, Tel Aviv University, and Google Research, Tel Aviv; tkoren@tauex.tau.ac.il.

[‡]School of Electrical Engineering, Tel Aviv University; raja@tauex.tau.ac.il.

Fig. 1 shows the weighting evolution during training where noisy examples have significantly lower weights than their ratio in the training data. MR is simple, generic and can fit easily in most training procedures. We establish the convergence of a simplified version of MR under mild conditions and prove the efficacy of MR for 1d input data.

Motivated by our theoretical findings, we show empirically that MR is also beneficial in the multidimensional case for training with noisy labels. We demonstrate its advantage using two popular DNN optimizers: SGD (with momentum) and Adam. We evaluate our approach both on artificial label noise in CIFAR-10 and CIFAR-100, and real noise in Clothing1M [72]. We compare to common techniques: Mixup [78] and label-smoothing [63], which are known to improve accuracy with label noise, and the state-of-the-art sparse regularization [82]. We improve performance when we combine MR with them. We further compare to [4], which also suggested an unsupervised weighting method.

Since MW is known to be optimal with worst-case adversarial loss, we also tested our method for adversarial attacks. We show how MR can improve adversarial training, which is known to be one of the best approaches against adversarial attacks. Specifically, we demonstrate the MR advantage with Free Adversarial Training [53] and TRADES [77].

Since MW is known to be optimal with worst-case adversarial loss, we also tested our method for adversarial attacks. We show how MR can improve adversarial training, which is known to be one of the best approaches against adversarial attacks. Specifically, we demonstrate the MR advantage with Free Adversarial Training [53] and TRADES [77].

Overall, we show that our method can fit into the deep learning optimization toolbox as an easy to use tool that can help improving network robustness in a variety of scenarios and training pipelines. Our code appears in https://github.com/NogaBar/mr_robust_optim.

2 Related Work

Multiplicative weights. We are inspired by recent research on corruption-robust online learning, and specifically by new analyses of the multiplicative weight (MW) algorithm in the setting of learning with experts advice. In this context, MW [33, 12] is known to achieve optimal regret (of the form $\Theta(\sqrt{T \log N})$, where T is the time horizon and N is the number of experts), in a general setup where the losses are chosen by an adversary. Very recently, MW was shown to achieve a constant regret (i.e., independent of the time horizon) when the losses are i.i.d. [42], and that this bound deteriorates very moderately when some of the stochastic losses are corrupted by an adversary [3]. Analogous results have been established in related settings, e.g., in Multi-armed Bandits [37, 18, 83], Markov Decision Processes [38], and more. Ideas from online learning and regret minimization were used in other contexts in deep learning, e.g., for improving neural architecture search [45], online deep learning [52], and robust loss functions design [2]. Recently, a multiplicative update rule of the network parameters was used to induce compressible networks [5].

Noisy Labels. Many methods were proposed for learning with noisy labels [59]. It was suggested to adjust the network architecture [72, 15, 20, 71], learn with a suitable loss function [13, 14, 41, 31, 19, 64, 79, 73, 65, 21, 56, 1, 2, 69, 82] and employ semi-supervised techniques [67, 81, 46, 28, 34]. Some works tried to analyze factors that impact the network robustness to noise [27, 60, 39, 29, 10].

There are techniques that were not necessarily designed to training with noisy labels but significantly

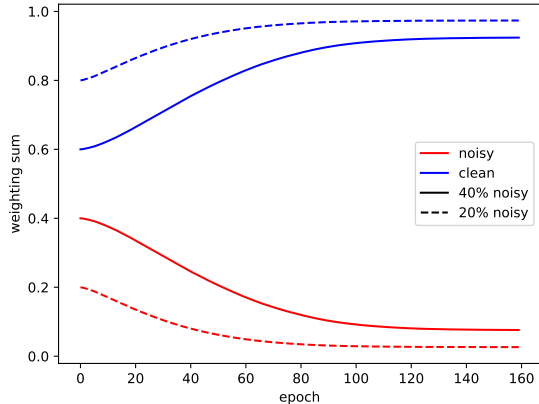


Figure 1. Evolution of the multiplicative weights sum for clean and noisy examples with 20% and 40% artificial label noise when trained with CIFAR-10. The sum of all weights is 1. Note how the weight of the noisy examples decreases throughout the training and thus they less affect the network.

Algorithm 1 Multiplicative Reweighting (MR) with SGD

Input: data \mathbf{x}_i, y_i for $1 \leq i \leq N$, α - GD step size and η - MW step size, B -batch size, μ - maximal weight constrain.

Initialize: $w_{0,i} = 1, \theta_0^{N/B}$ network initialization.

for $t = 1$ **to** T **do**

Project: $p_t = \text{Project}(w_t)$, Algorithm 4.

SGD epoch:

for $m = 1$ **to** N/B **do**

$$\theta_t^0 = \theta_{t-1}^{N/B}$$

$$\theta_t^m = \theta_t^{m-1} - \alpha \frac{\sum_{i \in B_m^t} p_{t,i} \nabla \ell_i(\theta_t^{m-1})}{\sum_{i \in B_m^t} p_{t,i}}$$

end for

MW: $w_{t+1,i} = \exp\left(-\eta \sum_{s=1}^t \ell_i(\theta_s^{N/B})\right)$

end for

improve over the vanilla optimization, for example, SAM [11], mixup [78] and label smoothing [63, 36].

Loss Weighting in DNNs. We turn to elaborate on methods that use weighting to handle noisy labels (among other things). There are two main approaches for weighting. One is loss weighting, where different classes affect the loss in a non-uniform magnitude. This strategy was studied theoretically [44] and empirically [32, 48, 23].

The second approach is weighting examples, either locally within a mini-batch [24, 51] or globally, weighting all examples in the train set. Global weighting is usually done during the optimization of the DNN. These techniques include learning to weight with gradient methods [50, 57, 80], exploiting the variance of the DNN’s features and predictions [8, 74], using sample neighbourhood [17] or importance sampling for re-weighting the examples [35, 68], weighting the examples according to beta mixture model [4] and exploit conditional value-at risk [58]. Our approach uses a global weighting and learns it during the optimization based on MW which differs from existing works. Note that some of the above techniques, unlike our method, require an additional clean set, for performing the weighting.

3 Training with Multiplicative Reweighting

In the common neural network training setup for classification, we have N training examples $\mathbf{x}_i \in \mathbb{R}^d$ with labels $y_i \in \mathbb{R}$ ($1 \leq i \leq N$) that are sampled from some unknown distribution $\mathbb{P}[\mathbf{X}, Y]$. Denote the loss function for example i as $\ell_i(\theta) = \ell(\theta; \mathbf{x}_i, y_i)$ where θ is the network’s parameters.

Most DNNs are trained with gradient methods and assign the same importance to all samples in the train set. They usually use Empirical Risk Minimization (ERM) [54] that treats all examples equally:

$$\theta^* \in \arg \min_{\theta} \frac{1}{N} \sum_{i=1}^N \ell_i(\theta).$$

Yet, we have a reason to suspect that not all examples are reliable with the same confidence so we want to learn a weighted (non-uniformly averaged) loss function:

$$p^*, \theta^* \in \arg \min_{\substack{\theta, p \in \Delta_N \\ p_i < \mu/N}} \sum_{i=1}^N p_i \ell_i(\theta), \quad (1)$$

where Δ_N is the N dimensional simplex and p^* is supposed to match the reliability of the examples. Thus, finding p^* requires learning the examples that are likely in $\mathbb{P}[\mathbf{X}, Y]$ without any extra data. In order to avoid learning degenerated probability such that few examples have high probability we limit the highest possible probability by adding linear constrains of the form $p_i < \frac{\mu}{N}$ for all i , for a parameter μ .

We can observe the problem of finding p^* from a different perspective: the examples \mathbf{x}_i can be seen as experts, the predictions they produce by a forward pass as their advice and thus, by applying a loss function over the advice we can solve the problem under the setting of learning with expert advice. In the online learning setting, MW is a simple and well established algorithm known to produce optimal results in the context of expert advice when the true losses are stochastic and adversarial. This motivates us to use MW also with neural networks using our proposed perspective.

Another motivation for using MW for improving network robustness is that in the presence of label noise, we know that DNNs optimized with SGD and cross entropy loss tend to learn first from clean examples and at the end of the training process they overfit the corrupted examples [4, 79, 34]. The corrupted examples are not typical to their class and suffer high loss values throughout a long period of training. The MW rule decays exponentially the weights of examples with high loss and treats them as bad experts. Thus, it is expected to lead to an improved accuracy. MR is not expected to harm the performance on the clean data since in the general case where there is no known label noise, one can train a network without hard or forgettable examples and still achieve a good accuracy [61, 66].

MW outputs a distribution p over the experts and requires loss per expert as feedback. Thus, we suggest to use the losses $\ell_i(\theta)$ produced by the network’s parameters θ . Hence, change in θ will result in different losses which leads to new MW update. In order to learn both θ and p as in Eq. (1) we propose to alternate between SGD for optimizing the network parameters θ and MW for calculating the distribution p . We denote this approach multiplicative reweighting (MR) and it is summarized in Algorithm 1.

To update θ , we perform a full epoch of batched gradient updates with mini-batch size B using the weighted loss (Eq. (1)) according to p_t , the distribution at epoch t . Using the weighted version of the loss leads to variations in the magnitude of updates over different mini-batches. To keep the learning rate stable across mini-batches, we normalize the update by the sum of weights $\sum_{i \in B_m^t} p_{t,i}$ in the mini-batch B_m^t , where m is the mini-batch index at epoch t .

For updating the probability p_t of the examples at epoch t , we use the weights w_t that are calculated using the MW update (based on the DNN parameters in the previous epoch) and project them to the constrained domain to make p_t a valid distribution. The weights for $t + 1$ are updated according to all available loss history including $l(\theta_t^{N/B})$. In the MW step, we have the step-size η that controls the non-uniformity of the distribution. Note that the MW update requires $\ell_i(\theta)$ for $1 \leq i \leq N$ so an additional forward pass is performed at the end of each epoch.

In Appendix A, we detail the procedure of projecting the raw weighting w_i to the constrained simplex with respect to the KL-divergence [70, 26]. First, the weights are normalized to be in the simplex, then all the excess mass of weights with more than μ/N weight is redistributed according to the magnitude of the remaining weights. The process is performed iteratively until all weights are below the threshold and its total complexity is $O(N^2)$. In Sec. 5, we find that the weighting is in the desired range also without the projection and thus practically it is not required. We believe that the reason this happens empirically is the stochastic training and the variability of the losses that the network outputs, i.e, it does not give a low loss only to few examples in the data.

Algorithm 2 Multiplicative Reweighting (MR) with Gradient Descent

Input: data: \mathbf{x}_i, y_i , size N , α - GD step size and η - MW step size.
Initialize: $w_{0,i} = 1$ and θ_0 - the network initialization, μ - maximal weight constrain.
for $t = 1$ **to** T **do**
 Project: $p_t = \text{Project}(w_t)$, Algorithm 4.
 GD: $\theta_{t+1} = \theta_t - \alpha \sum_{i=1}^N p_{t,i} \nabla \ell_i(\theta_t)$
 MW: $w_{t+1,i} = \exp\left(-\eta \sum_{s=1}^{t+1} \ell_i(\theta_s)\right)$
end for

Algorithm 3 MR with LS loss (for the 1d example)

Input: data: $\mathbf{x}, \tilde{\mathbf{y}}$, and η - MW step size.
Initialize: $w_{0,i} = 1, \theta_0 = 0$.
for $t = 1$ **to** T **do**
 Normalize P: $p_{t,i} = \frac{w_{t,i}}{\sum_{j=1}^N w_{t,j}}$, update probability matrix: $\mathbf{P}_t = \text{diag}(p_t)$
 LS: $\theta_{t+1} = \mathbf{x} \sqrt{\mathbf{P}_t} (\sqrt{\mathbf{P}_t} \mathbf{x}^T \mathbf{x} \sqrt{\mathbf{P}_t})^\dagger \sqrt{\mathbf{P}_t} \tilde{\mathbf{y}}$
 Calculate Loss: $\tilde{\ell}_{t+1,i} = \frac{1}{2} (\theta_{t+1} x_i - \tilde{y}_i)^2$
 MW: $w_{t+1,i} = \exp\left(-\eta \sum_{s=1}^{t+1} \tilde{\ell}_{s,i}\right)$
end for

4 Theoretical Analysis

We turn to provide theoretical guarantees for MR. For the simplicity of the analysis, we focus mainly on its version with full batch GD but demonstrate how to extend to SGD as well. We start with MR with GD as described in Algorithm 2. We prove convergence to a critical point both for Algorithm 2 and a simplified stochastic variant of it. To prove the advantage of our method with noisy labels, we analyse two 1d illustrative examples. The first is a logistic regression learned with a full batch as in Algorithm 2. The second is linear regression, where we use MR with a least squares loss and show convergence to the optimal solution. All proofs and fundamental definitions of β -smoothness, G -lipschitz and B -bounded function appear in Appendix B.

4.1 Convergence

It is well-known that when GD is applied on a β -smooth function, it converges to a critical point (e.g., [6]). We thus start with an analysis of the full-batch version of our method (Algorithm 2) and show that it also converges to a critical point with the same assumptions.

To establish convergence, we first show an equivalent of the descent lemma proving that in each step the weighted loss is decreasing unless the parameters p_t, θ_t are already at a critical point of the weighted loss function $\sum_{i=1}^N p_{t,i} \ell_i(\theta_t)$.

Lemma 1 (Equivalence to Descent Lemma). *For a β -smooth loss $\ell(\cdot)$, and θ_{t+1}, p_{t+1} updated as in Algorithm 2 with GD step size of $\alpha = \frac{1}{\beta}$ and MW step size $\eta > 0$*

$$\sum_{i=1}^N p_{t+1,i} \ell_i(\theta_{t+1}) - p_{t,i} \ell_i(\theta_t) \leq -\frac{1}{2\beta} \left\| \sum_{i=1}^N p_{i,t} \nabla \ell_i(\theta_t) \right\|^2.$$

The lemma establishes that the loss of each two consecutive iterations in Algorithm 2 is non-increasing. Now, we can state formally and prove convergence to a critical point.

Theorem 2 (Convergence). *For a β -smooth loss $\ell(\cdot)$, and θ_{t+1}, p_{t+1} being updated as in Algorithm 2 with GD step size of $\alpha = \frac{1}{\beta}$ and MR step size $\eta > 0$, we have that*

$$\frac{1}{T} \sum_{t=1}^T \left\| \sum_{i=1}^N p_{t,i} \nabla \ell_i(\theta_t) \right\|^2 \leq \frac{2\beta}{T} \left(\frac{1}{N} \sum_{i=1}^N \ell_i(\theta_0) - \sum_{i=1}^N p_i^* \ell_i(\theta^*) \right),$$

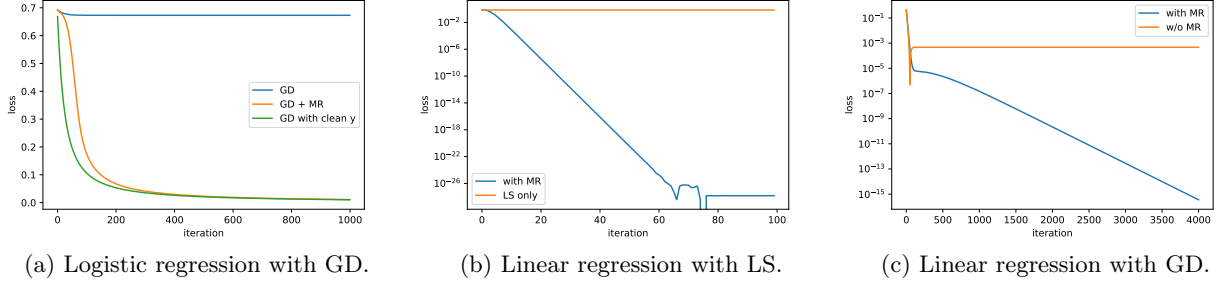


Figure 2. Loss evolution of the 1d illustrative examples with and without our MR technique.

where $p^*, \theta^* \in \arg \min_{p \in \Delta_{N,\theta}} \sum_{\substack{i=1 \\ p_i < \mu/N}}^N p_i \ell_i(\theta)$.

The theorem states that the average over the time horizon T of the gradients of the weighted loss goes to 0. The convergence rate depends on constants, which are determined by the smoothness β , the starting point θ_0 and the optimal parameters p^*, θ^* . Algorithm 2 may converge to a degenerate solution, where only one weight is non-zero. Thus, in the supp. mat., we also prove convergence when the distribution p is constrained and each example has a minimal weight (in Algorithm 2 the minimal weight is 0).

As the average of gradients is bounded as Theorem 2 states, we can run Algorithm 2 and achieve at large enough time $t \in [T]$ any small size of gradient we want. It essentially means that $\exists t \in [T]$ for which the parameters θ_t and p_t are as close as we want to a critical point if such exists.

Corollary 3. *Under the same conditions of Theorem 2, for $\tilde{T} = O\left(\frac{\beta}{\epsilon} \left(\sum_{i=1}^N p_{0,i} \ell_i(\theta_0) - \sum_{i=1}^N p_i^* \ell_i(\theta^*)\right)\right)$ iterations of Algorithm 2: $\left\| \sum_{i=1}^N p_{t,i} \nabla \ell_i(\theta_t) \right\|^2 \leq \epsilon$ for $t \geq \tilde{T}$.*

We turn to analyse a stochastic version of the training, where instead of updating θ_{t+1} with respect to all examples, we sample one example i_t each time according to the current distribution over the examples p_t . We update θ_{t+1} based on the i_t th example's gradient, i.e. $\theta_{t+1} = \theta_t - \alpha \nabla \ell_{i_t}(\theta_t)$. Namely, we analyse a variant of Algorithm 2 that replaces GD with a SGD variant that samples according to p_t instead of sampling the examples uniformly.

Theorem 4. *Assume that for $1 \leq i \leq N$: $\ell_i(\cdot)$ is β -smooth, G -lipschitz B -bounded. Define $F(\theta, p) = \mathbb{E}_{i \sim p} \ell_i(\theta)$. Then when running MR with SGD that samples according to $i_t \sim p_t$ and uses $\alpha = \sqrt{\frac{2B}{G^2 \beta T}}$, it holds that: $\frac{1}{T} \sum_{t=1}^T \mathbb{E}_{i_1, \dots, i_t} \|\nabla F(\theta_t, p_t)\|^2 \leq G \sqrt{\frac{2\beta B}{T}}$.*

Here we further use the common assumptions that the loss is bounded for simplicity of presentation and also that it has bounded gradients. The above theorem bounds the average of the expectations of the gradients (instead of the actual gradients as in Theorem 2). The key idea in the proof is that the expectation of the gradient at time t is an unbiased estimator to the average gradient $\sum_{i=1}^N p_{t,i} \nabla \ell_i(\theta_t)$.

Our analysis focuses on convergence of worse-case and we achieve a similar rate to the common algorithms GD and SGD under the same assumptions of the loss function [54].

4.2 Guarantees for 1d Case with Label Noise

Convergence to a critical point does not necessarily implies that the point is good and robust solution. To demonstrate the motivation of MR for noisy and corrupted labels, we present simple 1d examples of linear and logistic regression, where our method shows advantage theoretically and empirically. Those examples provide a theoretical foundation for the benefit of using MR for robust training.

Consider the following setup. Let $x_i, y_i, \tilde{y}_i \in \mathbb{R}$, $1 \leq i \leq N$, be the input samples and the clean and noisy labels. Denote by $\mathbf{x}, \mathbf{y}, \tilde{\mathbf{y}}$ the input data organized in vectors, $I_{cr} \subset [N]$ the set of indices where for $i \in I_{cr}$ it holds that $\tilde{y}_i \neq y_i$. In both examples $|I_{cr}| = \sigma N$, where $\sigma = \frac{1}{2} - \Delta < \frac{1}{2}$ is the fraction of corrupted measurements and Δ is the distance of the corruption from $\frac{1}{2}$. Let $L(\theta) = \frac{1}{N} \sum_{i=1}^N \ell(\theta; x_i, y_i)$ be the loss w.r.t clean \mathbf{y} and θ_∞ the learned parameter when $t \rightarrow \infty$. We refer to $\tilde{\mathbf{y}}$ as the labels seen by the learner.

Logistic regression. Our first examples is logistic regression for classification, where $\tilde{y}_i, y_i \in \{\pm 1\}$, for $1 \leq i \leq N$, are the noisy and clean labels. Let the inputs be $x_i \in \{\pm 1\}$ such that the inputs are equal to the labels, $y_i = x_i$. The noise we have in the labels is flip noise, i.e., $\forall k \in I_{cr} : \tilde{y}_k = -y_k$ and $\forall i \notin I_{cr} : \tilde{y}_i = y_i$. We consider the non-stochastic case, both the input data, \mathbf{x} and \mathbf{y} , are known and fixed and the full batched GD is deterministic.

When running GD with clean labels \mathbf{y} we have $\theta_\infty \rightarrow \infty$, but running GD on the noisy version $\tilde{\mathbf{y}}$ yields convergence to finite θ_∞ . Infinite θ is desirable when running logistic regression since the learner maximizes $|x_i \theta|$ for having high confidence prediction. Unlike GD, Algorithm 2 does satisfy $\theta_\infty \rightarrow \infty$ as in the clean label case, which shows its advantage over using GD to overcome the noise. We now turn to show these results starting with clean GD.

Lemma 5. *When running GD starting with $\theta_0 = 0$, using the clean labels \mathbf{y} and step size $\alpha > 0$, it holds that $\forall \epsilon > 0$ there exists $t > \frac{-\log(\exp(\epsilon)-1)}{\alpha \exp(-\epsilon)(\exp(\epsilon)-1)}$ such that $L(\theta_t) = \log(1 + \exp(-\theta_t)) < \epsilon$.*

The above lemma implies that running GD with clean examples yields $\theta_\infty \rightarrow \infty$ for minimizing the loss to 0.

While in clean logistic regression $\theta_t \rightarrow \infty$ and the algorithm never converges to a finite parameter, it holds that in the noisy case, GD converges in finite time to a finite value.

Lemma 6. *When running GD with $\theta_0 = 0$, using the noisy labels $\tilde{\mathbf{y}}$ and step size $\alpha = 1$, the algorithm converges to $\theta^* = \log(\frac{1-\sigma}{\sigma})$. Formally, for any $\epsilon > 0$ and $T = O(\frac{1}{\epsilon})$ it holds that $|\theta_t - \theta^*| \leq \epsilon$.*

The proof is simply done by finding a critical point of a 1-smooth loss function (the loss is 1-smooth since its second derivative is bounded by 1). We use a step size of $\alpha = 1 = \frac{1}{\beta}$ since it guarantees an optimal convergence rate (any smaller step size will result in lower convergence and larger may lead to an infinite loop around the critical point.). Note that $\theta^* = \theta_\infty$ is finite in contrast to the original clean problem. In this case, the learned parameter θ_∞ encounters $L(\theta_\infty) = c$ where c is a strictly positive constant.

Now we will move to show the benefit of adding MW, which causes $\theta_\infty \rightarrow \infty$ as in the clean logistic problem. To prove that, we first show that θ_t increases over time.

Lemma 7. *When using Algorithm 2 with step sizes $\eta = \alpha = 1$, $\mu \geq 2$ and $\theta_0 = 0$, then $\theta_{t+1} > \theta_t$, $\forall t \geq 0$.*

This result allows us showing that Algorithm 2 can reach any desirable small loss:

Theorem 8. *When using Algorithm 2 with step sizes $\eta = \alpha = 1$, $\mu \geq 2$ and $\theta_0 = 0$, then for any $\epsilon > 0$ exists $t \geq \max \left\{ \frac{-\log(\frac{1}{2})}{\Delta} + 2, \frac{-\log(\exp(\epsilon)-1)}{\exp(-\epsilon)(\exp(\epsilon)-1)} \frac{2N}{\sigma} \right\}$ such that $L(\theta_t) \leq \epsilon$.*

The main claim in this theorem's proof is $\sum_{t=1}^{\infty} (\theta_{t+1} - \theta_t) \rightarrow \infty$, which yields that θ_∞ is unbounded. This results in an asymptotic decrease of the loss to 0. The constrain $\mu > 2$ is due to $\sigma < \frac{1}{2}$ and when the noise ratio σ is known the constrain can be relaxed to $\mu > \frac{1}{1-\sigma}$. Note that when Δ is very small (i.e the corruption ratio is approaching $\frac{1}{2}$) than it will take more optimization steps to reach a small loss, ϵ .

This simple logistic regression example clearly shows the benefit of adding MW as the loss of GD alone converges to a solution with a non-zero loss while adding MW yields that the solution behaves like running GD with clean labels.

Linear regression. We turn to discuss a linear regression case, namely, minimizing the least squares (LS) loss of a linear model. We show the benefits of MR when combined not only with a GD learning procedure (as in Algorithm 2) but also with LS. Recently, it was shown empirically that optimizing a classification DNN with LS is as good as learning it with the common log-loss [43]. Furthermore, it is shown to provide an appealing implicit regularization [49].

Here also $x_i = y_i \in \{\pm 1\}$, but the noisy “labels” are $\tilde{\mathbf{y}} = \mathbf{y} + \boldsymbol{\epsilon}$, where $\epsilon_i = \pm\epsilon$ for $k \in I_{cr}$ and $\epsilon_i = 0$ for $i \notin I_{cr}$. For example, if $x_1 = y_1 = -1$ and $\epsilon_1 = 2$ then $\tilde{y}_1 = 1$, which corresponds to label flipping. In this part, for a non-negative diagonal matrix \mathbf{A} , we use $\sqrt{\mathbf{A}}$ to denote applying an element-wise square-root on its entries.

As LS has a closed form solution for linear regression, we use it and compare to it instead of to GD. For MR, our learning procedure alternates between updating a Weighted Least Square (WLS) solution and updating the weights as described in Algorithm 3. The loss this algorithm encounters at each step should be weighted according to p_t and thus, it uses LS solution of $\mathbf{x}\sqrt{\mathbf{P}_t}$ and $\sqrt{\mathbf{P}_t}\tilde{\mathbf{y}}$ to update θ_t . In this case we do not limit the examples weights ($\mu = N$).

We show in the next theorem that in our setup, Algorithm 3 manages to eliminate all noisy examples and converges to the optimum of the clean problem $\theta^* = 1$.

Theorem 9. *For Algorithm 3 we have that for $c > 0$ there exists $t > \frac{\ln(\frac{\epsilon}{c+1+\Delta})}{\eta\epsilon^2\Delta}$ such that $|\theta_t - 1| \leq c$, where θ_t is the learned parameter by the algorithm.*

First, to be able to discuss our results, we analyse θ_t and derive a simpler form of it than the one in Algorithm 3. Let $\boldsymbol{\Sigma}\mathbf{V}_t$ be the SVD decomposition of $\mathbf{x}\sqrt{\mathbf{P}_t}$, where $\boldsymbol{\Sigma} \in \mathbb{R}^{1 \times N}$, $\mathbf{V}_t \in \mathbb{R}^{N \times N}$ and \mathbf{U} is omitted since $\mathbf{U} = 1$. Note that the first vector in \mathbf{V}_t is $\mathbf{x}\sqrt{\mathbf{P}_t}$ (where $\|\mathbf{x}\sqrt{\mathbf{P}_t}\| = 1$) and the only non-zero singular value in $\boldsymbol{\Sigma}$ is $\sigma_1 = 1$. We also denote $\boldsymbol{\Sigma}^2 = \boldsymbol{\Sigma}^T\boldsymbol{\Sigma} \in \mathbb{R}^{N \times N}$. With this notation, we have $\mathbf{x}\sqrt{\mathbf{P}_t}(\sqrt{\mathbf{P}_t}\mathbf{x}^T\mathbf{x}\sqrt{\mathbf{P}_t})^\dagger = \boldsymbol{\Sigma}\mathbf{V}_t^T(\mathbf{V}_t\boldsymbol{\Sigma}^2\mathbf{V}_t^T)^\dagger = \boldsymbol{\Sigma}\mathbf{V}_t^T(\mathbf{V}_t\boldsymbol{\Sigma}^\dagger\mathbf{V}_t^T) = \boldsymbol{\Sigma}\mathbf{V}_t^T = \mathbf{x}\sqrt{\mathbf{P}_t}$, which leads to $\theta_t = \mathbf{x}\sqrt{\mathbf{P}_t}\sqrt{\mathbf{P}_t}(\mathbf{y} + \boldsymbol{\epsilon}) = \mathbf{x}\mathbf{P}_t(\mathbf{y} + \boldsymbol{\epsilon})$.

Theorem 9 proof relies on Theorem 10 below, which lower bounds the probability of clean examples. Ideally, in our 1d setting, a single clean label is enough for learning the optimal θ^* with LS. Yet, the noise causes deviation from this solution. MR mitigates this problem, it assigns higher weights to clean data (as the lemma shows), which leads to a solution that is closer to the optimal one.

Lemma 10. *For any $t \in [T]$, $\forall i \notin I_{cr}$ it holds that $p_{t,i} \geq ((1 - \sigma)N + \sigma N \exp(-\eta\epsilon^2\Delta t))^{-1}$.*

The lemma essentially states that the probability assigned to each clean example is increasing over time and goes to $((1 - \sigma)N)^{-1}$ and the sum of all clean probabilities goes to 1. We now show how this lemma yields that the error in each iteration can be bounded with term decreasing over time. Since $\theta_t = \mathbf{x}\mathbf{P}_t(\mathbf{y} + \boldsymbol{\epsilon})$, as we have seen above, we have that the true loss at time t for $1 \leq i \leq N$ obeys

$$\begin{aligned} \ell_i(\theta_t) &= \frac{1}{2}(x_i\theta_t - y_i)^2 = \frac{1}{2}(x_i\mathbf{x}\mathbf{P}_t(\mathbf{y} + \boldsymbol{\epsilon}) - y_i)^2 \\ &= \frac{1}{2}(\mathbf{x}\mathbf{P}_t\mathbf{y} - 1 + \mathbf{x}\mathbf{P}_t\boldsymbol{\epsilon})^2 = \frac{1}{2}(\mathbf{x}\mathbf{P}_t\boldsymbol{\epsilon})^2 \leq \frac{\epsilon^2}{2} \left(\sum_{j \in I_{cr}} p_{t,j} \right)^2 \end{aligned}$$

Theorem 10 yields that the sum of corrupted probabilities $\sum_{j \in I_{cr}} p_{t,j}$ decreases over time since the probabilities for each clean example increases (the sum of probabilities equals 1). Thus, $\sum_{i \in I_{cr}} p_{t,i}$ becomes closer to 0, and since the loss with respect to the true labels obeys $L(\theta_t) \rightarrow 0$, and we converge to 0 loss solution.

Dataset	Noise ratio	Base+ mixup+ label smoothing [4]						MR + mixup+ label smoothing			
		Base	Random weighting	Base+ mixup	Base+ label smoothing	Base+ mixup+ label smoothing	[4]	MR	MR + mixup	MR + label smoothing	MR + mixup+ label smoothing
CIFAR10	0%	95.15	93.07	95.97	95.15	96.26	93.94	94.95	94.9	94.97	95.21
	10%	90.83	88.52	92.75	91.32	93.21	92.85	94.58	94.63	94.39	94.66
	20%	84.66	84.77	87.53	86.11	87.97	93.47	93.97	93.94	94.11	94.28
	30%	77.92	81.68	80.52	79.23	81.75	93.56	92.43	93.11	92.47	93.29
	40%	69.22	78.77	72.29	71.08	83.87	92.7	90.75	92.57	90.36	92.62
CIFAR100	0%	74.77	72.74	78.00	76.09	79.36	67.42	75.67	76.59	76.87	77.31
	10%	63.59	66.97	72.35	69.95	74.42	70.77	67.04	73.92	74.42	76.13
	20%	57.08	58.58	66.38	63.72	70.5	70.43	62.62	72.41	70.5	73.9
	30%	52.12	50.95	62.23	56.16	64.43	69.71	56.37	70.4	67.11	71.4
	40%	48.3	40.47	58.46	51.51	59.55	66.42	52.53	67.92	60.02	69.9

Table 1. Results on CIFAR10/100 for different label noise ratio. Note the advantage of using MR.

Method	Momentum		Adam		Momentum		Adam	
	WRN28-10	ResNet18	WRN28-10	ResNet18	WRN28-10	ResNet18	WRN28-10	ResNet18
Base	75.58	69.22	63.84	72.4	55.3	48.3	45.63	37.34
Base+MR	91.74	90.75	79.04	88.32	72.65	52.53	58.42	61.68

Table 2. Results on CIFAR10 (left) and CIFAR100 (right) with 40% noise label with different optimizers and architecture. The best results within the same optimizer and architecture are in bold.

Note that the loss of the noisy LS solution with \tilde{y} is $\frac{1}{2}(\sum_{j \in I_{cr}} x_j \epsilon_j)^2$. This implies that in many case (e.g., label flipping), the LS solution yields a constant positive loss while our reweighting method results in a zero loss solution. When the corruption ratio approaches $\frac{1}{2}$ then more optimization steps are required to achieve low loss.

Theory demonstration. We turn to demonstrate empirically the theoretical results above. We randomly generated $N = 1500$ examples, where the values of $x_i = y_i \in \{\pm 1\}$ are chosen uniformly. We used $\epsilon = 1$ for the linear regression and $\sigma = 0.4$ for the corruption ratio in both cases.

The results in Fig. 2 includes the logistic regression case and demonstrates clearly that the use of MR improves the learned parameter θ since the loss decays almost similarly to the loss when learning with clean \mathbf{y} . The results illustrates Theorem 6, Theorem 7 and Theorem 8. Fig. 2 shows also an exponential decay of the loss when we learn a linear regression with MR, as stated in Theorem 9. We further simulate MR with GD (Algorithm 2) for linear regression, which we did not include in the theory above. We can observe the same convergence phenomena also there.

5 Experiments

Motivated by the theoretical guarantees, we turn to show also empirically that MR improves robustness of DNNs. We examine MR for training with noisy labels and in the presence of adversarial attacks at inference time. We use artificial random label noise with CIFAR-10 and CIFAR-100 and natural label noise with the large-scale Clothing1M dataset [72]. For adversarial attacks, we add MR on top of well known robust training techniques and show improvement. Our code appears in https://github.com/NogaBar/mr_robust_optim.

Artificial label noise. We start by evaluating MR on CIFAR-10 and CIFAR-100. To examine our method in the presence of label noise, we changed each label independently with a constant uniform probability to a random one. Clearly, the change is done only in the training set while the test set is noise free. We use ResNet-18 [22] as the classification network and a constant MR step size $\eta = 0.01$, which is found by a grid search; the full search results appear in Appendix A. We train the network for 200 epochs. An initial learning rate of $\alpha = 0.1$ is used and then multiplied by 0.1 at epochs 80 and 120.

Method Noise Ratio	CIFAR10					CIFAR100				
	0%	10%	20%	30%	40%	0%	10%	20%	30%	40%
CE	90.27	82.48	74.46	68.14	58.8	70.44	61.42	54.49	40.8	39.61
CE + SR	87.19	89.15	88.25	82.21	85.02	72.39	70.35	67.78	64.57	60.4
CE + MR	90.14	88.95	84.88	81.4	76.38	69.34	64.65	59.36	46.46	44.41
CE + SR + MR	86.78	89.39	88.44	82.65	85.1	71.8	71.05	69.75	67.11	64.11

Table 3. Comparison to sparse regularization (SR) [82].

We use momentum with parameter 0.9, l_2 regularization with factor of 5×10^{-3} and 10^{-3} for CIFAR-10 and CIFAR-100 respectively, random crop and random horizontal flip.

The μ/N upper bound of the weights in MR is necessary to theoretically ensure that MR does not converge to degenerated p vectors. We examine the effect of μ on the accuracy and the distribution p . In Appendix C we experiment with multiple values and observe that high μ values that do not limit the weighting do not affect the performance. Hence, in order to avoid the worst-case complexity of $O(N^2)$, we use unlimited probabilities (i.e. $\mu = N$), where we simply use l_1 normalization ($O(N)$ complexity). Thus, we can infer that practically MR implicitly exploits the large training set and the non-degenerate loss distribution which the DNN produces, and without a need for additional constraints it does not converge to undesirable p .

We compare and combine our method with label smoothing [63] and mixup [78]. The label smoothing parameter is set to 0.1 and in mixup to $\alpha = 1$. These baselines are common tools for improving robustness of networks and do not need an additional separate set of clean training examples as is required in many techniques for training with noisy labels. We also conduct experiments with WRN28-10 [75] and Adam optimizer [25] with learning rate 0.001. In addition we compare our method to random weighting (also appear in [50]), where the weights are randomly distributed according to rectified gaussian distribution, i.e. $w_{i,t}^{rnd} = \frac{\max(0, z_{i,t})}{\sum_j z_{j,t}}$, $z_i \sim \mathcal{N}(0, 1)$.

We use as additional baseline, the unsupervised weighting scheme in [4], which also does not require an additional small clean train set. We employ the ‘‘M-DYR-H’’ variant with the hyper-parameters as in their paper. This variant includes mixup, dynamic and hard bootstrapping.

Table 1 summarizes the results and shows the superiority of using MR with respect to the SGD (Base) in the presence of label noise and that MR only slightly decreases accuracy for clean labels. Note that MR improves the accuracy when used with mixup and the training contains noisy labels. This phenomena is observed also with label smoothing and when using both label smoothing and mixup. Adding MR improves the results more significantly as the noise is more severe and when the classification is harder, which is the case in CIFAR-100. In the majority of the scenarios, MR also outperforms [4], especially on CIFAR-100.

The results with WRN28-10 and Adam optimizer for 40% label noise are found in Tab. 2. As can be seen, the MR advantage remains when changing the architecture or the optimizer. Additional results with Adam, MR, mixup, label smoothing and methods which requires clean data [57, 23] can be found in Appendix C. Overall, we can say that MR is oblivious to changes in the optimizer and architecture, and it enhances the accuracy results independently of those variations when used for label noise.

We compare our strategy also to the recent state-of-the-art (SOTA) sparse regularization (SR) method [82]. For this comparison we use the settings detailed in their paper, i.e., 8-layers CNN for CIFAR-10 and ResNet34 for CIFAR-100. Additional details appear in Appendix C. Tab. 3 exhibits the performance of MR with SR. It demonstrates again the improvement provided by MR in the presence of label noise when added on top of another algorithm.

Realistic noisy labels. We examine MR on the Clothing1M [72] dataset which includes 1M images

Base	Random Weighting	Base + SR [82]	Base + mixup	Base + Label smoothing	Base + mixup + label smoothing	[4]	MR	MR + SR [82]	MR + mixup	MR + label smoothing	MR + mixup + label smoothing
68.94	69.96	70.17	70.22	69.04	70.65	71.0*	70.69	70.35	69.98	71.12	71.18

Table 4. Accuracy results on Clothing1M. * for [4], we take the number from their paper (same setup).

Method	CIFAR10							CIFAR100						
	Natural Images	PGD	PGD	PGD	FGSM	FGSM	FGSM	Natural Images	PGD	PGD	PGD	FGSM	FGSM	FGSM
	ϵ	0	0.01	0.02	8/255	0.01	0.02	8/255	0	0.01	0.02	8/255	0.01	0.02
Base	94.02	25.62	5.1	3.6	72.48	51.88	41.83	71.31	21.15	10.4	9.39	34.54	21.77	15.79
Random Weight.	92.57	24.02	5.76	5.2	47.18	27.04	20.41	71.15	20.66	11.12	10.07	33.16	21.06	16.4
Base+MR	94.71	29.27	5.47	3.76	74.81	51.4	44.72	71.95	23.02	11.00	9.44	37.58	24.51	18.85
Base+mixup	95.95	24.89	3.23	2.46	77.38	71.96	68.18	77.91	14.59	8.4	7.95	39.5	32.36	29.26
Base+mixup + MR	95.5	8.33	3.04	3.12	58.42	44.98	39.88	75.86	12.60	8.67	8.37	39.09	32.20	29.24
Free [53]	90.32	81.11	64.28	39.09	83.22	73.8	57.94	61.46	52.43	38.81	26.55	53.74	43.93	35.15
Free [53]+Random weight.	89.18	79.85	61.68	39.53	81.24	69.13	56.28	60.26	50.76	36.86	24.92	52.03	41.44	32.12
Free [53]+MR	90.62	82.6	65.37	40.24	84.25	73.45	60.02	62.75	54.19	40.84	29.0	55.64	46.08	37.7
Free [53]+mixup	89.54	81.77	71.19	44.54	83.29	77.92	63.71	60.6	52.30	39.27	27.76	53.69	44.65	37.44
Free [53]+MR+mixup	89.4	83.49	69.72	46.66	84.47	76.63	67.56	59.74	54.59	44.45	33.41	55.19	47.89	40.2
TRADES [77]	84.88	81.4	72.66	59.72	81.69	75.31	67.83	55.69	51.98	45.14	36.59	52.27	46.46	40.04
TRADES [77] + MR	83.4	81.28	73.47	60.76	81.53	75.72	68.74	56.32	52.47	47.12	37.45	52.76	47.12	40.86

Table 5. Robustness against adversarial attacks. Note the improvement of MR when added to adv. training, and combined with mixup.

of clothing products labeled by their keywords. The dataset includes 14 different classes and is known to be noisy. We used the same hyper-parameters as in Meta-Weight [57], with ResNet-50 [22] pre-trained on ImageNet [9] and we train it for additional 10 epochs. We used $\eta = 0.01$ for MR step size and multiply it by 1.5 after 2 and 6 epochs. Instead of using MR after each epoch we employ it after half an epoch since we found that 10 weighting updates are not significant enough.

Tab. 4 details the results and shows clearly the improvement of MR over SGD with $\sim 1.5\%$ enhancement. Note that adding MR improves the results when used with the base optimizer, label smoothing and with the combination of mixup and label smoothing. Using SR [82] with MR is better than employing SR alone. Employing MR, mixup and label smoothing leads to a significant improvement of $\sim 2\%$ over SGD and even outperforms [4]. Thus, we find that MR is useful and favourable also with real label noise.

Adversarial robustness. Another type of harmful noise to DNN is the one used in adversarial attacks. It had been shown that small perturbations to the input data (during inference) that are unrecognized visually can lead to an entirely different outcome in the network’s output [62]. A notable leading strategy among the defense methods is adversarial training [16, 40] that adds adversarial examples in the training of the DNN to improve its robustness.

To assess the benefits of MR in this setting, we employ it with Free Adversarial Training [53] and TRADES [77], where both are well established and efficient methods for robust training. We specifically chose it due to its efficiency in computing resources. We evaluate MR with non-corrupted images (e.g. “Natural Images”) and against adversarial examples produced by the PGD [40] and FGSM [16] attacks with a bounded l_∞ norm of $\epsilon \in \{0.01, 0.02, 8/255\}$. All experiments setting as well as additional tests (e.g., MR with Adam) appear in Appendix C.

Table 5 includes the results for base, mixup and robust training baselines (i.e. Free [53] and TRADES [77]) with and without MR. As can be seen from the results, adding MR weighting on top of robust training yields improvement most scenarios tested and is more significant with CIFAR-100. Adding MR to free training is more beneficial than adding mixup for CIFAR-100 while in CIFAR-10 the results are indefinite. As for base training, MR slightly improve robustness, yet the accuracy against strong attacks is poor. In addition, the accuracy of base with both mixup and MR in all scenarios is worse than at least one of the methods alone. When our method is added on top of the combination of robust training

and mixup we can see improvement against all attacks except the ones with CIFAR-10 and $\epsilon = 0.02$, but we observe a slight degradation in accuracy with natural images. In most attacks the combinations with MR result in superior accuracy against adversarial examples.

Note that free training and its combination with MR and mixup do not perform as well as the regular networks on the natural data (without attacks). This problem also occurs with other robust training methods, but can be mitigated by using additional unlabeled data in the training [7, 76].

6 Conclusion

This work proposed the MR method, which is motivated by learning with expert advice and use the MW algorithm for reweighting examples along with the common SGD DNN optimization. We proved theoretically the benefits of using this reweighting strategy for DNN training and showed through various experiments that MR improves DNN robustness for learning with label noise. We provided also evidence that MR enhances robustness also to adversarial examples showing improvement of leading adversarial approaches. We leave for future work to find a theoretical understanding of the latter case. We further suggest investigating the effect of using variants of MW such as Follow the Regularized Leader and Online Mirror Descent [55] which imply different senses of decreasing the MW step size and may exhibit other robustness properties.

To summarize, we believe that the results shown in this work position MR as a useful techniques in the DNN toolbox that can elevate its robustness along with other tools like mixup and label smoothing.

Acknowledgement

We thank Gilad Cohen for the adversarial training code. This research is partially supported by ERC-StG SPADE PI Giryes, by the Len Blavatnik and the Blavatnik Family foundation, and by the Yandex Initiative in Machine Learning.

References

- [1] Ehsan Amid, Manfred K Warmuth, and Sriram Srinivasan. Two-temperature logistic regression based on the tsallis divergence. In *The 22nd International Conference on Artificial Intelligence and Statistics*, pages 2388–2396. PMLR, 2019.
- [2] Ehsan Amid, Manfred KK Warmuth, Rohan Anil, and Tomer Koren. Robust bi-tempered logistic loss based on bregman divergences. In *Advances in Neural Information Processing Systems*, pages 15013–15022, 2019.
- [3] Idan Amir, Idan Attias, Tomer Koren, Yishay Mansour, and Roi Livni. Prediction with corrupted expert advice. *Advances in Neural Information Processing Systems*, 33, 2020.
- [4] Eric Arazo, Diego Ortego, Paul Albert, Noel O’Connor, and Kevin McGuinness. Unsupervised label noise modeling and loss correction. In *International Conference on Machine Learning*, pages 312–321. PMLR, 2019.
- [5] Jeremy Bernstein, Jiawei Zhao, Markus Meister, Ming-Yu Liu, Anima Anandkumar, and Yisong Yue. Learning compositional functions via multiplicative weight updates. *arXiv preprint arXiv:2006.14560*, 2020.
- [6] Sébastien Bubeck et al. Convex optimization: Algorithms and complexity. *Found. Trends in ML*, 8(3-4): 231–357, 2015.
- [7] Yair Carmon, Aditi Raghunathan, Ludwig Schmidt, John C Duchi, and Percy S Liang. Unlabeled data improves adversarial robustness. In *Advances in Neural Information Processing Systems*, pages 11192–11203, 2019.

- [8] Haw-Shiuan Chang, Erik Learned-Miller, and Andrew McCallum. Active bias: training more accurate neural networks by emphasizing high variance samples. In *Proceedings of the 31st International Conference on Neural Information Processing Systems*, pages 1003–1013, 2017.
- [9] Jia Deng, Wei Dong, Richard Socher, Li-Jia Li, Kai Li, and Li Fei-Fei. Imagenet: A large-scale hierarchical image database. In *2009 IEEE conference on computer vision and pattern recognition*, pages 248–255. Ieee, 2009.
- [10] Amnon Drory, Shai Avidan, and Raja Giryes. The resistance to label noise in k-nn and dnn depends on its concentration. In *British Machine Vision Virtual Conference (BMVC)*, 2020.
- [11] Pierre Foret, Ariel Kleiner, Hossein Mobahi, and Behnam Neyshabur. Sharpness-aware minimization for efficiently improving generalization. *arXiv preprint arXiv:2010.01412*, 2020.
- [12] Yoav Freund and Robert E Schapire. A decision-theoretic generalization of on-line learning and an application to boosting. *Journal of computer and system sciences*, 55(1):119–139, 1997.
- [13] Aritra Ghosh, Naresh Manwani, and P.S. Sastry. Making risk minimization tolerant to label noise. *Neurocomput.*, 160(C):93–107, July 2015. ISSN 0925-2312.
- [14] Aritra Ghosh, Himanshu Kumar, and P. S. Sastry. Robust loss functions under label noise for deep neural networks. In *AAAI*, 2017.
- [15] Jacob Goldberger and Ehud Ben-Reuven. Training deep neural-network using a noise adaptation. In *ICLR*, 2017.
- [16] Ian Goodfellow, Jonathon Shlens, and Christian Szegedy. Explaining and harnessing adversarial examples. In *ICLR*, 2015.
- [17] Sheng Guo, Weilin Huang, Haozhi Zhang, Chenfan Zhuang, Dengke Dong, Matthew R. Scott, and Dinglong Huang. Curriculumnet: Weakly supervised learning from large-scale web images. In *ECCV*, 2018.
- [18] Anupam Gupta, Tomer Koren, and Kunal Talwar. Better algorithms for stochastic bandits with adversarial corruptions. In *Conference on Learning Theory*, pages 1562–1578. PMLR, 2019.
- [19] Bo Han, Jiangchao Yao, Gang Niu, Mingyuan Zhou, Ivor Tsang, Ya Zhang, and Masashi Sugiyama. Masking: A new perspective of noisy supervision. In *NeurIPS*, 2018.
- [20] Bo Han, Quanming Yao, Xingrui Yu, Gang Niu, Miao Xu, Weihua Hu, Ivor Tsang, and Masashi Sugiyama. Co-teaching: Robust training of deep neural networks with extremely noisy labels. In *Advances in neural information processing systems*, pages 8527–8537, 2018.
- [21] Jiangfan Han, Ping Luo, and Xiaogang Wang. Deep self-learning from noisy labels. In *ICCV*, October 2019.
- [22] Kaiming He, Xiangyu Zhang, Shaoqing Ren, and Jian Sun. Deep residual learning for image recognition. In *Proceedings of the IEEE conference on computer vision and pattern recognition*, pages 770–778, 2016.
- [23] Dan Hendrycks, Mantas Mazeika, Duncan Wilson, and Kevin Gimpel. Using trusted data to train deep networks on labels corrupted by severe noise. In *Advances in neural information processing systems*, pages 10456–10465, 2018.
- [24] Simon Jenni and Paolo Favaro. Deep bilevel learning. In *Proceedings of the European conference on computer vision (ECCV)*, pages 618–633, 2018.
- [25] Diederik P Kingma and Jimmy Ba. Adam: A method for stochastic optimization. In *ICLR*, 2015.
- [26] Wouter M Koolen, Manfred K Warmuth, Jyrki Kivinen, et al. Hedging structured concepts. In *COLT*, pages 93–105. Citeseer, 2010.

- [27] Jonathan Krause, Benjamin Sapp, Andrew Howard, Howard Zhou, Alexander Toshev, Tom Duerig, James Philbin, and Li Fei-Fei. The unreasonable effectiveness of noisy data for fine-grained recognition. In *ECCV*, 2016.
- [28] Junnan Li, Richard Socher, and Steven CH Hoi. Dividemix: Learning with noisy labels as semi-supervised learning. *arXiv preprint arXiv:2002.07394*, 2020.
- [29] Mingchen Li, Mahdi Soltanolkotabi, and Samet Oymak. Gradient descent with early stopping is provably robust to label noise for overparameterized neural networks. In *AISTATS*, 2020.
- [30] Wen Li, Limin Wang, Wei Li, Eirikur Agustsson, and Luc Van Gool. Webvision database: Visual learning and understanding from web data. *arXiv preprint arXiv:1708.02862*, 2017.
- [31] Yuncheng Li, Jianchao Yang, Yale Song, Liangliang Cao, Jiebo Luo, and Li-Jia Li. Learning from noisy labels with distillation. In *ICCV*, 2017.
- [32] Tsung-Yi Lin, Priya Goyal, Ross Girshick, Kaiming He, and Piotr Dollár. Focal loss for dense object detection. In *Proceedings of the IEEE international conference on computer vision*, pages 2980–2988, 2017.
- [33] N Littlestone and MK Warmuth. The weighted majority algorithm. In *Proceedings of the 30th Annual Symposium on Foundations of Computer Science*, pages 256–261, 1989.
- [34] Sheng Liu, Jonathan Niles-Weed, Narges Razavian, and Carlos Fernandez-Granda. Early-learning regularization prevents memorization of noisy labels. *Advances in Neural Information Processing Systems*, 33, 2020.
- [35] T. Liu and D. Tao. Classification with noisy labels by importance reweighting. *IEEE TPAMI*, 38(3):447–461, 2015.
- [36] Michal Lukasik, Srinadh Bhojanapalli, Aditya Menon, and Sanjiv Kumar. Does label smoothing mitigate label noise? In *International Conference on Machine Learning*, pages 6448–6458. PMLR, 2020.
- [37] Thodoris Lykouris, Vahab Mirrokni, and Renato Paes Leme. Stochastic bandits robust to adversarial corruptions. In *Proceedings of the 50th Annual ACM SIGACT Symposium on Theory of Computing*, pages 114–122, 2018.
- [38] Thodoris Lykouris, Max Simchowitz, Aleksandrs Slivkins, and Wen Sun. Corruption robust exploration in episodic reinforcement learning. *arXiv preprint arXiv:1911.08689*, 2019.
- [39] Xingjun Ma, Yisen Wang, Michael E. Houle, Shuo Zhou, Sarah Erfani, Shutao Xia, Sudanthi Wijewickrema, and James Bailey. Dimensionality-driven learning with noisy labels. In *ICML*, 2018.
- [40] Aleksander Madry, Aleksandar Makelov, Ludwig Schmidt, Dimitris Tsipras, and Adrian Vladu. Towards deep learning models resistant to adversarial attacks. In *International Conference on Learning Representations*, 2018.
- [41] E. Malach and S. Shalev-Shwartz. Decoupling “when to update” from “how to update”. In *NeurIPS*, 2017.
- [42] Jaouad Mourtada and Stéphane Gaïffas. On the optimality of the hedge algorithm in the stochastic regime. *Journal of Machine Learning Research*, 20:1–28, 2019.
- [43] Vidya Muthukumar, Adhyyan Narang, Vignesh Subramanian, Mikhail Belkin, Daniel Hsu, and Anant Sahai. Classification vs regression in overparameterized regimes: Does the loss function matter? *arXiv preprint arXiv:2005.08054*, 2020.
- [44] Nagarajan Natarajan, Inderjit S Dhillon, Pradeep K Ravikumar, and Ambuj Tewari. Learning with noisy labels. *Advances in neural information processing systems*, 26:1196–1204, 2013.

- [45] Niv Nayman, Asaf Noy, Tal Ridnik, Itamar Friedman, Rong Jin, and Lihi Zelnik. Xnas: Neural architecture search with expert advice. *Advances in Neural Information Processing Systems*, 32:1977–1987, 2019.
- [46] Tam Nguyen, C Mummadi, T Ngo, L Beggel, and Thomas Brox. Self: learning to filter noisy labels with self-ensembling. In *International Conference on Learning Representations (ICLR)*, 2020.
- [47] Maria-Irina Nicolae, Mathieu Sinn, Minh Ngoc Tran, Beat Buesser, Ambrish Rawat, Martin Wistuba, Valentina Zantedeschi, Nathalie Baracaldo, Bryant Chen, Heiko Ludwig, et al. Adversarial robustness toolbox v1. 0.0. *arXiv preprint arXiv:1807.01069*, 2018.
- [48] Giorgio Patrini, Alessandro Rozza, Aditya Krishna Menon, Richard Nock, and Lizhen Qu. Making deep neural networks robust to label noise: A loss correction approach. In *Proceedings of the IEEE Conference on Computer Vision and Pattern Recognition*, pages 1944–1952, 2017.
- [49] Tomaso Poggio and Qianli Liao. Implicit dynamic regularization in deep networks. Technical report, Center for Brains, Minds and Machines (CBMM), 2020.
- [50] Mengye Ren, Wenyuan Zeng, Bin Yang, and Raquel Urtasun. Learning to reweight examples for robust deep learning. In *International Conference on Machine Learning*, pages 4334–4343. PMLR, 2018.
- [51] Andras Rozsa, Manuel Gunther, and Terrance E Boult. Towards robust deep neural networks with bang. In *2018 IEEE Winter Conference on Applications of Computer Vision (WACV)*, pages 803–811. IEEE, 2018.
- [52] Doyen Sahoo, Quang Pham, Jing Lu, and Steven CH Hoi. Online deep learning: Learning deep neural networks on the fly. *arXiv preprint arXiv:1711.03705*, 2017.
- [53] Ali Shafahi, Mahyar Najibi, Mohammad Amin Ghiasi, Zheng Xu, John Dickerson, Christoph Studer, Larry S Davis, Gavin Taylor, and Tom Goldstein. Adversarial training for free! In *Advances in Neural Information Processing Systems*, pages 3358–3369, 2019.
- [54] Shai Shalev-Shwartz and Shai Ben-David. *Understanding machine learning: From theory to algorithms*. Cambridge university press, 2014.
- [55] Shai Shalev-Shwartz et al. Online learning and online convex optimization. *Foundations and trends in Machine Learning*, 4(2):107–194, 2011.
- [56] Yanyao Shen and Sujay Sanghavi. Learning with bad training data via iterative trimmed loss minimization. In *ICML*, 2019.
- [57] Jun Shu, Qi Xie, Lixuan Yi, Qian Zhao, Sanping Zhou, Zongben Xu, and Deyu Meng. Meta-weight-net: Learning an explicit mapping for sample weighting. In *Advances in neural information processing systems*, pages 1919–1930, 2019.
- [58] Tasuku Soma and Yuichi Yoshida. Statistical learning with conditional value at risk. *arXiv preprint arXiv:2002.05826*, 2020.
- [59] Hwanjun Song, Minseok Kim, Dongmin Park, and Jae-Gil Lee. Learning from noisy labels with deep neural networks: A survey. *arXiv preprint arXiv:2007.08199*, 2020.
- [60] Chen Sun, Abhinav Shrivastava, Saurabh Singh, and Abhinav Gupta. Revisiting unreasonable effectiveness of data in deep learning era. In *ICCV*, 2017.
- [61] Swabha Swayamdipta, Roy Schwartz, Nicholas Lourie, Yizhong Wang, Hannaneh Hajishirzi, Noah A Smith, and Yejin Choi. Dataset cartography: Mapping and diagnosing datasets with training dynamics. In *Proceedings of the 2020 Conference on Empirical Methods in Natural Language Processing (EMNLP)*, pages 9275–9293, 2020.

- [62] Christian Szegedy, Wojciech Zaremba, Ilya Sutskever, Joan Bruna, Dumitru Erhan, Ian Goodfellow, and Rob Fergus. Intriguing properties of neural networks. In *2nd International Conference on Learning Representations, ICLR 2014*, 2014.
- [63] Christian Szegedy, Vincent Vanhoucke, Sergey Ioffe, Jon Shlens, and Zbigniew Wojna. Rethinking the inception architecture for computer vision. In *Proceedings of the IEEE conference on computer vision and pattern recognition*, pages 2818–2826, 2016.
- [64] D. Tanaka, D. Ikami, T. Yamasaki, and K. Aizawa. Joint optimization framework for learning with noisy labels. In *CVPR*, 2018.
- [65] Sunil Thulasidasan, Tanmoy Bhattacharya, Jeff A. Bilmes, Gopinath Chennupati, and Jamal Mohd-Yusof. Combating label noise in deep learning using abstention. In *ICML*, 2019.
- [66] Mariya Toneva, Alessandro Sordoni, Remi Tachet des Combes, Adam Trischler, Yoshua Bengio, and Geoffrey J Gordon. An empirical study of example forgetting during deep neural network learning. *arXiv preprint arXiv:1812.05159*, 2018.
- [67] Arash Vahdat. Toward robustness against label noise in training deep discriminative neural networks. In *NeurIPS*, 2107.
- [68] Ruxin Wang, Tongliang Liu, and Dacheng Tao. Multiclass learning with partially corrupted labels. *IEEE transactions on neural networks and learning systems*, 29(6):2568–2580, 2017.
- [69] Yisen Wang, Xingjun Ma, Zaiyi Chen, Yuan Luo, Jinfeng Yi, and James Bailey. Symmetric cross entropy for robust learning with noisy labels. In *ICCV*, 2019.
- [70] Manfred K Warmuth and Dima Kuzmin. Randomized online pca algorithms with regret bounds that are logarithmic in the dimension. *Journal of Machine Learning Research*, 9(Oct):2287–2320, 2008.
- [71] Hongxin Wei, Lei Feng, Xiangyu Chen, and Bo An. Combating noisy labels by agreement: A joint training method with co-regularization. In *Proceedings of the IEEE/CVF Conference on Computer Vision and Pattern Recognition*, pages 13726–13735, 2020.
- [72] Tong Xiao, Tian Xia, Yi Yang, Chang Huang, and Xiaogang Wang. Learning from massive noisy labeled data for image classification. In *Proceedings of the IEEE conference on computer vision and pattern recognition*, pages 2691–2699, 2015.
- [73] Yilun Xu, Peng Cao, Yuqing Kong, and Yizhou Wang. L_{dmi}: A novel information-theoretic loss function for training deep nets robust to label noise. In *Advances in Neural Information Processing Systems*, pages 6225–6236, 2019.
- [74] J. Yao, J. Wang, I. W. Tsang, Y. Zhang, J. Sun, C. Zhang, and R. Zhang. Deep learning from noisy image labels with quality embedding. *IEEE Trans. Image Process.*, 28(4):1909–1922, 2018.
- [75] Sergey Zagoruyko and Nikos Komodakis. Wide residual networks. In *British Machine Vision Conference 2016*. British Machine Vision Association, 2016.
- [76] Runtian Zhai, Tianle Cai, Di He, Chen Dan, Kun He, John Hopcroft, and Liwei Wang. Adversarially robust generalization just requires more unlabeled data. *arXiv preprint arXiv:1906.00555*, 2019.
- [77] Hongyang Zhang, Yaodong Yu, Jiantao Jiao, Eric Xing, Laurent El Ghaoui, and Michael Jordan. Theoretically principled trade-off between robustness and accuracy. In *International Conference on Machine Learning*, pages 7472–7482. PMLR, 2019.
- [78] Hongyi Zhang, Moustapha Cissé, Yann N. Dauphin, and David Lopez-Paz. mixup: Beyond empirical risk minimization. In *ICLR*, 2018.

- [79] Zhilu Zhang and Mert Sabuncu. Generalized cross entropy loss for training deep neural networks with noisy labels. In *Advances in neural information processing systems*, pages 8778–8788, 2018.
- [80] Zizhao Zhang and Tomas Pfister. Learning fast sample re-weighting without reward data. In *Proceedings of the IEEE/CVF International Conference on Computer Vision*, pages 725–734, 2021.
- [81] Zizhao Zhang, Han Zhang, Sercan O Arik, Honglak Lee, and Tomas Pfister. Distilling effective supervision from severe label noise. In *Proceedings of the IEEE/CVF Conference on Computer Vision and Pattern Recognition*, pages 9294–9303, 2020.
- [82] Xiong Zhou, Xianming Liu, Chenyang Wang, Deming Zhai, Junjun Jiang, and Xiangyang Ji. Learning with noisy labels via sparse regularization. In *Proceedings of the IEEE/CVF International Conference on Computer Vision*, pages 72–81, 2021.
- [83] Julian Zimmert and Yevgeny Seldin. An optimal algorithm for stochastic and adversarial bandits. In *The 22nd International Conference on Artificial Intelligence and Statistics*, pages 467–475. PMLR, 2019.

Appendix

Here, we provide supplementary material to the main paper. First, we detail the projection algorithm to a constrained domain. Then, we present the proofs for the theorems that support the theoretical benefits of MR. Finally, we show additional experiments that include investigation of the learned weighting, utilizing MR with Adam and comparisons to other weighting methods. All equation and statements numbering in this document continue from where they stopped in the main paper, so we refer to their numbers as they appeared in the paper. Additionally, we use the same references numbering.

A Projection Algorithm

In Algorithm 4 we detail the algorithm of efficient projection to a constrained domain, where each probability has limited value of μ/N . This algorithm was introduced in the prior works in [70, 26]. The algorithm normalizes the weights into a probability and then iteratively distributes all the mass that exceeds the upper bound. The computation complexity is $O(N^2)$, where N is the number of examples.

Algorithm 4 KL-projection to constrained domain [70, 26]

Input: unconstrained weighting w_i , maximal weighting ratio - μ .

Output: distribution $p \in \Delta_N$ s.t. $p_i < \frac{\mu}{N}$, $\forall i = 1, \dots, N$.

Normalize: $p_i = \frac{w_i}{\sum_{j=1}^N w_j}$

while $\max_{i=1, \dots, N} p_i > \frac{\mu}{N}$ **do**

Excess mass: $r = \sum_{i=1}^N \max\{0, p_i - \frac{\mu}{N}\}$

Redistributing: update p_i s.t. $p_i < \frac{\mu}{N}$: $p_i \leftarrow p_i + r \cdot \frac{p_i}{\sum_{j, p_j < \frac{\mu}{N}} p_j}$

end while

B Proofs and Definitions

Here we present the proofs of the lemmas and theorems presented in the paper. For the convenience of the reader, we repeat the definitions of the lemmas and theorems that we prove.

B.1 Definition

Prior to our proof we detail the definitions of the terms we use.

Definition 11. A function $f : W \rightarrow \mathbb{R}$ is B bounded if:

$$\forall u \in W : f(u) \leq B.$$

Definition 12. A function $f : W \rightarrow \mathbb{R}$ is G -Lipschitz ($G > 0$) if:

$$\forall u, v \in W : \|f(u) - f(v)\| \leq G\|u - v\|.$$

Definition 13. A differentiable function $f : W \rightarrow \mathbb{R}$ is β -smooth if:

$$\forall u, v \in W : \|\nabla f(u) - \nabla f(v)\| \leq \beta\|u - v\|.$$

B.2 Proof of Theorem 1

Lemma 1. For a β -smooth loss $\ell(\cdot)$, and θ_{t+1} , p_{t+1} updated as in Algorithm 2 with GD step size of $\alpha = \frac{1}{\beta}$ and MW step size $\eta > 0$, we have:

$$\sum_{i=1}^N (p_{t+1,i} \ell_i(\theta_{t+1}) - p_{t,i} \ell_i(\theta_t)) \leq -\frac{1}{2\beta} \left\| \sum_{i=1}^N p_{i,t} \nabla \ell_i(\theta_t) \right\|^2.$$

Proof. Note that $\sum_{i=1}^N p_{t,i} \ell_i(\theta)$ is β -smooth in θ . Using β -smoothness and the GD step definition in Algorithm 2, we get:

$$\sum_{i=1}^N p_{t,i} \ell_i(\theta_{t+1}) \leq \sum_{i=1}^N p_{t,i} \ell_i(\theta_t) - \alpha \left\| \sum_{i=1}^N p_{t,i} \nabla \ell_i(\theta_t) \right\|^2 + \frac{\alpha^2 \beta}{2} \left\| \sum_{i=1}^N p_{t,i} \nabla \ell_i(\theta_t) \right\|^2.$$

Since $\alpha = \frac{1}{\beta}$, we get:

$$\sum_{i=1}^N p_{t,i} \ell_i(\theta_{t+1}) \leq \sum_{i=1}^N p_{t,i} \ell_i(\theta_t) - \frac{1}{2\beta} \left\| \sum_{i=1}^N p_{t,i} \nabla \ell_i(\theta_t) \right\|^2.$$

All that is left to be shown is that:

$$\sum_{i=1}^N p_{t+1,i} \ell_i(\theta_{t+1}) \leq \sum_{i=1}^N p_{t,i} \ell_i(\theta_{t+1}). \quad (2)$$

All examples are updated using an MW step followed by a projection. Thus, p updates can be interpreted as FTRL (Follow The Regularized Leader) algorithm with a constant step size η [3] and the probability update can be written formally as

$$p_{t+1} = \arg \min_{\substack{\theta, w \in \Delta_N \\ w_i < \mu/N}} \left\{ w \cdot \sum_{s=1}^{t+1} \ell(\theta_s) + \frac{1}{\eta} \sum_{i=1}^N w_i \ln(w_i) - w_i \right\},$$

where Δ_N is N -simplex, $p_{t+1} \in \Delta_N$ is a vector and $\ell(\theta_s)$ are treated as known fixed vectors.

Let $R(w) = \sum_{i=1}^N w_i \ln(w_i) - w_i$. Let $\Phi(u) = \sum_{i=1}^N u_i \sum_{s=1}^t l_i(\theta_s) + \frac{1}{\eta} R(u)$ and $\phi(u) = \sum_{i=1}^N u_i l_i(\theta_{t+1})$. Φ is convex since it is a sum of linear functions and a negative Shannon entropy which are both convex. Note that ϕ is also convex since it is linear. Using the convexity of Φ and the fact that p_t is its minimum, we have that

$$\Phi(p_{t+1}) - \Phi(p_t) \geq 0. \quad (3)$$

From the minimality of p_{t+1} w.r.t $\Phi + \phi$, we have

$$(\Phi + \phi)(p_t) - (\Phi + \phi)(p_{t+1}) \geq 0. \quad (4)$$

Following Eq. (3) and Eq. (4), we get

$$\phi(p_t) - \phi(p_{t+1}) \geq \Phi(p_{t+1}) - \Phi(p_t) \geq 0.$$

Plugging the definitions of ϕ and Φ leads to Eq. (2), which completes the proof. \square

B.3 Proof of Theorem 2

Theorem 2. For a β -smooth loss $\ell(\cdot)$, and θ_{t+1} , p_{t+1} being updated as in Algorithm 2 with GD step size of $\alpha = \frac{1}{\beta}$ and MR step size $\eta > 0$, we have that

$$\frac{1}{T} \sum_{t=1}^T \left\| \sum_{i=1}^N p_{t,i} \nabla \ell_i(\theta_t) \right\|^2 \leq \frac{2\beta}{T} \left(\frac{1}{N} \sum_{i=1}^N \ell_i(\theta_0) - \sum_{i=1}^N p_i^* \ell_i(\theta^*) \right),$$

where $p^*, \theta^* = \arg \min_{\substack{\theta, p \in \Delta_N \\ p_i < \mu/N}} \sum_{i=1}^N p_i \ell_i(\theta)$.

Proof. From Theorem 1, we have that

$$\sum_{i=1}^N p_{t+1,i} \ell_i(\theta_{t+1}) - \sum_{i=1}^N p_{t,i} \ell_i(\theta_t) \leq -\frac{1}{2\beta} \left\| \sum_{i=1}^N p_{t,i} \nabla \ell_i(\theta_t) \right\|^2.$$

Summing over t , leads to

$$\sum_{i=1}^N p_{T,i} \ell_i(\theta_T) - \sum_{i=1}^N p_{0,i} \ell_i(\theta_0) \leq -\frac{1}{2\beta} \sum_{t=1}^T \left\| \sum_{i=1}^N p_{t,i} \nabla \ell_i(\theta_t) \right\|^2.$$

Rearranging the above equation and using the minimality of p^*, θ^* , we get that

$$\frac{1}{T} \sum_{t=1}^T \left\| \sum_{i=1}^N p_{i,t} \nabla \ell_i(\theta_t) \right\|^2 \leq \frac{2\beta}{T} \left(\sum_{i=1}^N p_{0,i} \ell_i(\theta_0) - \sum_{i=1}^N p_i^* \ell_i(\theta^*) \right).$$

\square

B.4 Proof of Theorem 4

Theorem 4. Assume that for $1 \leq i \leq N$: $\ell_i(\cdot)$ is β -smooth, G -Lipshitz B -bounded. Define $F(\theta, p) = \mathbb{E}_{i \sim p} \ell_i(\theta)$. Then when running MR with SGD that samples according to $i_t \sim p_t$ and uses $\alpha = \sqrt{\frac{2B}{G^2\beta T}}$, it holds that:

$$\frac{1}{T} \sum_{t=1}^T \mathbb{E}_{i_1, \dots, i_t} \|\nabla F(\theta_t, p_t)\|^2 \leq G \sqrt{\frac{2\beta B}{T}}.$$

Proof. Note that $F(\theta, p) = \sum_{i=1}^N p_i \ell_i(\theta)$. Using smoothness of $F(\cdot, \cdot)$ w.r.t the first argument and the bounded gradients assumption, we get:

$$\begin{aligned} F(\theta_{t+1}, p_t) &\leq F(\theta_t, p_t) - \alpha \nabla F(\theta_t, p_t) (-\nabla \ell_{i_t}(\theta_t)) + \frac{\beta}{2} \alpha^2 \|\nabla \ell_{i_t}(\theta_t)\|^2 \\ &\leq F(\theta_t, p_t) + \alpha \nabla F(\theta_t, p_t) \nabla \ell_{i_t}(\theta_t) + \frac{\beta \alpha^2 G^2}{2}. \end{aligned}$$

Notice that SGD with MW can still be seen as an FTRL algorithm with a constant step size, where the losses are fixed from the FTRL point of view. Thus, from Eq. (2), we have that $F(\theta_{t+1}, p_{t+1}) \leq F(\theta_{t+1}, p_t)$ holds.

Taking expectation on both sides w.r.t $i_1, \dots, i_t \sim p_1, \dots, p_t$ yields:

$$\mathbb{E}_{i_1, \dots, i_t} F(\theta_{t+1}, p_{t+1}) \leq \mathbb{E}_{i_1, \dots, i_t} F(\theta_t, p_t) + \mathbb{E}_{i_1, \dots, i_t} \left[\nabla F(\theta_t, p_t) (-\alpha \nabla \ell_{i_t}(\theta_t)) \right] + \frac{\beta}{2} \alpha^2 G^2.$$

We will take a closer look at the expression $\mathbb{E}_{i_1, \dots, i_t} [\nabla F(\theta_t, p_t) (\nabla \ell_{i_t}(\theta_t))]$. Using the law of total expectation, we have that

$$\begin{aligned} \mathbb{E}_{i_1, \dots, i_t} [\nabla F(\theta_t, p_t) (\nabla \ell_{i_t}(\theta_t))] &= \\ &= \mathbb{E}_{i_1, \dots, i_{t-1}} [\mathbb{E}_{i_t} [\nabla F(\theta_t, p_t) (\nabla \ell_{i_t}(\theta_t)) | i_1, \dots, i_{t-1}]] \\ &= \mathbb{E}_{i_1, \dots, i_{t-1}} [\nabla F(\theta_t, p_t) \mathbb{E}_{i_t} [\nabla \ell_{i_t}(\theta_t) | i_1, \dots, i_{t-1}]] \\ &= \mathbb{E}_{i_1, \dots, i_{t-1}} [\|\nabla F(\theta_t, p_t)\|^2] \\ &= \mathbb{E}_{i_1, \dots, i_{t-1}, i_t} [\|\nabla F(\theta_t, p_t)\|^2]. \end{aligned}$$

Plugging this into the earlier expression we get:

$$\mathbb{E}_{i_1, \dots, i_t} F(\theta_{t+1}, p_{t+1}) \leq \mathbb{E}_{i_1, \dots, i_t} F(\theta_t, p_t) - \alpha \mathbb{E}_{i_1, \dots, i_t} \left[\|\nabla F(\theta_t, p_t)\|^2 \right] + \frac{\beta}{2} \alpha^2 G^2.$$

Summing over $t = 1, \dots, T$ and averaging leads to

$$\begin{aligned} \frac{1}{T} \mathbb{E} [\|\nabla F(\theta_{t+1}, p_{t+1})\|^2] &\leq \frac{\mathbb{E} F(\theta_T, p_T) - \mathbb{E} F(\theta_1, p_1)}{\alpha T} + \frac{\beta}{2} \alpha G^2 \\ &\leq \frac{B}{\alpha T} + \beta G^2 \alpha. \end{aligned}$$

By setting $\alpha = \sqrt{\frac{2B}{G^2\beta T}}$, we get the desired bound. \square

B.5 Proof of Theorem 5

Lemma 5. *When running GD starting with $\theta_0 = 0$, using the clean labels \mathbf{y} and step size $\alpha > 0$, it holds that $\forall \epsilon > 0$ there exists $t > \frac{-\log(\exp(\epsilon)-1)}{\alpha \exp(-\epsilon)(\exp(\epsilon)-1)}$ such that*

$$L(\theta_t) = \log(1 + \exp(-\theta_t)) < \epsilon.$$

Proof. In the logistic loss in the case we discuss, it hold that $x_i = y_i = 1$ for $1 \leq i \leq N$. Thus, we have

$$L(\theta) = \frac{1}{N} \sum_{i=1}^N \log(1 + \exp(-x_i y_i \theta)) = \log(1 + \exp(-\theta)). \quad (5)$$

The gradient in this case is equal to $\nabla L(\theta_t) = \frac{-1}{1+\exp(\theta_t)}$ and therefore $\theta_{t+1} = \theta_t + \frac{\alpha}{1+\exp(\theta_t)}$. When we set $\theta_0 = 0$, we get a positive and increasing series.

By observing Eq. (5), our goal is to find $\theta_t \in \mathbb{R}, t \geq 1$ s.t $\theta_t \geq -\log(\exp(\epsilon) - 1)$. Note that for all t s.t $\theta_t < -\log(\exp(\epsilon) - 1)$ it holds that

$$\theta_{t+1} - \theta_t = \frac{\alpha}{1 + \exp(\theta_t)} \geq \frac{\alpha}{1 + \exp(-\log(\exp(\epsilon) - 1))} = \alpha \exp(-\epsilon)(\exp(\epsilon) - 1).$$

Therefore, for $t > \frac{-\log(\exp(\epsilon)-1)}{\alpha \exp(-\epsilon)(\exp(\epsilon)-1)}$, it must hold that $L(\theta_t) \leq \epsilon$. \square

B.6 Proof of Theorem 6

Lemma 6. *When running GD starting with $\theta_0 = 0$, using the noisy labels $\tilde{\mathbf{y}}$ and step size $\alpha = 1$, the algorithm converges to $\theta^* = \log(\frac{1-\sigma}{\sigma})$. Formally, for any $\epsilon > 0$ and $T = O(\frac{1}{\epsilon})$ it holds that $|\theta_t - \theta^*| \leq \epsilon$.*

Proof. We will first show that the loss the learner observes is 1-smooth by bounding its second derivative: $\frac{d^2 \tilde{L}(\theta)}{d\theta^2} = \frac{\sigma}{(\exp(-\theta)+1)^2} + \frac{1-\sigma}{(\exp(\theta)+1)^2} \leq \sigma + 1 - \sigma = 1$ Therefore, it holds that $\tilde{L}(\theta)$ is 1-smooth. Note that the observed loss is

$$\tilde{L}(\theta) = \sigma \log(1 + \exp(\theta)) + (1 - \sigma) \log(1 + \exp(-\theta)),$$

and its gradient is

$$\nabla \tilde{L}(\theta) = \frac{\sigma}{1 + \exp(-\theta)} - \frac{1 - \sigma}{1 + \exp(\theta)}.$$

For $\theta^* = \log(\frac{1-\sigma}{\sigma})$ it holds that $\nabla \tilde{L}(\theta^*) = 0$ and $\nabla^2 \tilde{L}(\theta^*) > 0$ so θ^* achieves the minimum. Note that θ^* is the only critical point. Since GD converges to a critical point when running it with β -smooth function and step size $\alpha = \frac{1}{\beta}$ [6], then in this case GD converges to θ^* . \square

B.7 Proof of Theorem 7

Lemma 7. *When running Algorithm 2 with the step sizes $\eta = \alpha = 1$, $\mu \geq 2$ and $\theta_0 = 0$, then $\forall t \geq 0$ it holds that $\theta_{t+1} > \theta_t$.*

Proof. Note that in each step $t \geq 0$ the losses of all corrupted examples is the same so they share the same probability which we will denote by $p_{cr,t}$. The same holds also for the clean examples' probabilities,

which we will denote by $p_{cl,t}$. Let $\delta_t := \theta_{t+1} - \theta_t = \frac{(1-\sigma)p_{cl,t}}{1+\exp(\theta_t)} - \frac{\sigma p_{cr,t}}{1+\exp(-\theta_t)}$. Lastly, denote by $A_t = \frac{p_{cl,t+1}}{p_{cl,t}}$ and $B_t = \frac{p_{cr,t+1}}{p_{cr,t}}$ the ratios between two consecutive clean and noisy probabilities.

The proof will hold by induction. For the base step it holds that $\theta_1 = \Delta > 0$. Next, assume that $\forall s \leq t: \delta_s > 0$. Then,

$$\delta_{t+1} = \frac{(1-\sigma)p_{cl,t}A_t}{1+\exp(\theta_{t+1})} - \frac{\sigma p_{cr,t}B_t}{1+\exp(-\theta_{t+1})}.$$

Note that $\frac{B_t}{A_t} = \exp(-\theta_{t+1})$, and therefore

$$\delta_{t+1} = A_t \left(\frac{(1-\sigma)p_{cl,t}}{1+\exp(\theta_{t+1})} - \frac{\sigma p_{cr,t} \exp(-\theta_{t+1})}{1+\exp(-\theta_{t+1})} \right) = \frac{A_t}{1+\exp(\theta_{t+1})} ((1-\sigma)p_{cl,t} - \sigma p_{cr,t}). \quad (6)$$

Since for $s \leq t$ it holds that $\theta_s \geq 0$, we have that $\tilde{\ell}_{cr}(\theta_s) = \log(1 + \exp(\theta_s)) \geq \log(1 + \exp(-\theta_s)) = \tilde{\ell}_{cl}(\theta_s)$, which yields that $p_{cr,t} \leq p_{cl,t}$. In addition, since all the $(1-\sigma)N \geq \frac{N}{2}$ clean examples share the same weighting it must hold that $p_{cl} \leq \frac{2}{N} \leq \frac{\mu}{N}$. Thus, the upper bound does not limit our analysis. Therefore, all the terms in the above equation are strictly positive. \square

B.8 Proof of Theorem 8

Theorem 8. *When running Algorithm 2 with the step sizes $\eta = \alpha = 1$, $\mu \geq 2$ and $\theta_0 = 0$, then for any $\epsilon > 0$ exists $t \geq \max \left\{ \frac{-\log(\frac{1}{2})}{\Delta} + 2, \frac{-\log(\exp(\epsilon)-1)}{\exp(-\epsilon)(\exp(\epsilon)-1)} \frac{2N}{\sigma} \right\}$ such that $L(\theta_t) \leq \epsilon$.*

Proof. From the MW update rule it holds that $p_{cr,t} = \exp(-\sum_{s=1}^t \theta_s) p_{cl,t}$. Using $\sigma \leq \frac{1}{2}$ and Eq. (6), we have that

$$\delta_{t+1} > \frac{A_t p_{cl,t} \sigma}{1+\exp(\theta_{t+1})} \left(1 - \exp\left(-\sum_{s=1}^t \theta_s\right) \right).$$

Since $\theta_1 = \Delta > 0$ and by Theorem 7 we get that $\theta_t > \Delta$ for $t > 1$. In addition, since θ_t is increasing (Theorem 7), it holds that: $A_t \geq 1$ for $1 \leq t$ so $p_{cl,t} \geq p_{cl,1} = \frac{1}{N}$. So overall, we have that

$$\delta_{t+1} \geq \frac{p_{cl,t+1} \sigma}{1+\exp(\theta_{t+1})} (1 - \exp(-\Delta(t-1))) \geq \frac{\sigma}{N} \frac{1 - \exp(-\Delta(t-1))}{1+\exp(\theta_{t+1})}.$$

For $t \geq \frac{-\log(\frac{1}{2})}{\Delta} + 1$ it must hold that $\delta_{t+1} > \frac{\sigma}{2N(1+\exp(\theta_t))}$. Using the same argument as in the proof of Theorem 5 for the unbounded gradients, we get that for $t \geq \max \left\{ \frac{\log(-\frac{1}{2})}{\Delta} + 2, \frac{-\log(\exp(\epsilon)-1)}{\exp(-\epsilon)(\exp(\epsilon)-1)} \frac{2N}{\sigma} \right\}$ the loss value satisfies $L(\theta_t) \leq \epsilon$ \square

B.9 Proof of Theorem 14

Lemma 14. *for $i \notin I_{cr}$, we have that*

$$p_{1,i} \geq (N + N\sigma(\exp(-2\eta\epsilon^2\Delta) - 1))^{-1}.$$

Proof. It holds that $\tilde{\mathbf{y}} = \mathbf{y} + \boldsymbol{\epsilon}$, $\theta^* = 1$ is the LS solution with $\mathbf{x}\sqrt{\mathbf{P}_1}$ and $\sqrt{\mathbf{P}_1}\mathbf{y}$. The least squares solution to the corrupted problem is $\theta_1 = \mathbf{x}\mathbf{P}_1(\mathbf{y} + \boldsymbol{\epsilon}) = \mathbf{x}\mathbf{P}_1\mathbf{y} + \mathbf{x}\mathbf{P}_1\boldsymbol{\epsilon} = \theta^* + \mathbf{x}\mathbf{P}_1\boldsymbol{\epsilon}$.

Note that since $L(\theta^*) = 0$, $\mathbf{x}^T\theta^* - \mathbf{y} = \mathbf{0}$ the losses satisfy:

$$i \notin I_{cr} : \quad \tilde{\ell}_i(\theta_1) = \frac{1}{2} (x_i \mathbf{x}\mathbf{P}_1\boldsymbol{\epsilon})^2 = \frac{1}{2N^2} (\mathbf{x}\boldsymbol{\epsilon})^2,$$

$$k \in I_{cr} : \quad \tilde{\ell}_k(\theta_1) = \frac{1}{2}(x_k \mathbf{x} \mathbf{P}_1 \boldsymbol{\epsilon} - \epsilon_k)^2 = \frac{1}{2N^2}(\mathbf{x}\boldsymbol{\epsilon})^2 + \epsilon^2 \mp 2\frac{\epsilon_k}{N}\mathbf{x}\boldsymbol{\epsilon}.$$

We want to show that the losses seen by the learner satisfy $\tilde{\ell}_i(\theta_1) < \tilde{\ell}_k(\theta_1)$. This holds when:

$$\epsilon^2 \geq 2\left|\frac{\epsilon_k}{N}\mathbf{x}\boldsymbol{\epsilon}\right|.$$

For $\sigma < \frac{1}{2}$, we have that

$$\left|2\frac{\epsilon_k}{N}\mathbf{x}\boldsymbol{\epsilon}\right| \leq \frac{2\epsilon^2\sigma N}{N} = 2\epsilon^2\sigma < \epsilon^2$$

Overall when $\sigma = \frac{1}{2} - \Delta$: $\tilde{\ell}_k(\theta_1) - \tilde{\ell}_i(\theta_1) \geq \epsilon^2\Delta$. Then MW will assign lower weights to the corrupted examples.

Denote $A_1 = \frac{1}{2N^2}(\mathbf{x}\boldsymbol{\epsilon})^2$. Then, we have

$$\begin{aligned} \forall i \notin I_{cr} : \quad w_{1,i} &= \exp(-\eta A_1) \\ \forall k \in I_{cr} : \quad 0 &\leq w_{1,k} \leq \exp(-\eta A_1 - \eta\epsilon^2\Delta). \end{aligned}$$

Looking at the non-corrupted examples' probabilities leads to

$$\begin{aligned} p_i &= \frac{\exp(-\eta A_1)}{(1-\sigma)N \exp(-\eta A_1) + \sum_{j \in I_{cr}} w_{1,j}} \\ &\geq \frac{\exp(-\eta A_1)}{(1-\sigma)N \exp(-\eta A_1) + \sigma N \exp(-\eta A_1 - \eta\epsilon^2\Delta)} \\ &= \frac{1}{N} \cdot \frac{1}{1 + \sigma(\exp(-\eta\epsilon^2\Delta) - 1)} > \frac{1}{N} \end{aligned}$$

□

B.10 Proof of Theorem 10

Lemma 10. For any $t \in [T]$, $\forall i \notin I_{cr}$ it holds that $p_{t,i} \geq ((1-\sigma)N + \sigma N \exp(-\eta\epsilon^2\Delta t))^{-1}$.

Proof. Proof by induction. The induction base is described in Theorem 14. Assume that for t it holds that $p_{t,i} \geq \frac{1}{(1-\sigma)N + \sigma N \exp(-\eta\epsilon^2\Delta t)}$. Hence,

$$\sum_{i \notin I_{cr}} p_{t,i} \geq \frac{1-\sigma}{1 + \sigma(\exp(-\eta\epsilon^2\Delta t) - 1)} \geq 1 - \sigma. \quad (7)$$

Since we have a 1D normalized data with $L(\theta^*) = 0$, for any probability matrix, \mathbf{P} the LS solution is θ^* , and hence we can use that $\theta_t = \theta^* + \mathbf{x} \mathbf{P}_t \boldsymbol{\epsilon}$. Denote by $A_t = \frac{1}{2}(\sum_{j \in I_{cr}} p_{t,j} x_j \epsilon_j)^2$, then the loss term is:

$$\begin{aligned} k \in I_{cr} : \tilde{\ell}_k(\theta_t) &= A_t + \frac{1}{2}\epsilon^2 - \epsilon_k \sum_{j \in I_{cr}} p_{t,j} a_j \epsilon_j, \\ i \notin I_{cr} : \tilde{\ell}_i(\theta_t) &= A_t. \end{aligned}$$

Hence (using Eq. (7)),

$$\begin{aligned} \forall s \in [t], k \in I_{cr}, i \notin I_{cr} : \\ \tilde{\ell}_k(\theta_s) - \tilde{\ell}_i(\theta_s) &\geq \frac{1}{2}\epsilon^2 - \epsilon^2 \sum_{j \in I_{cr}^s} p_{s,j} \geq \epsilon^2\Delta. \end{aligned}$$

Finally, since for $j \in I_{cr}$ it holds that $w_{t+1,j} \leq \exp\left(-\eta(\sum_{s=1}^{t+1} A_s + \epsilon^2 \Delta)\right)$, we have that

$$p_{t+1,i} = \frac{\exp\left(-\eta \sum_{s=1}^{t+1} A_s\right)}{(1-\sigma)N \exp\left(-\eta \sum_{s=1}^{t+1} A_s\right) + \sum_{j \in I_{cr}} w_{t+1,j}} \geq \frac{1}{(1-\sigma)N + \sigma N \exp(-\eta \epsilon^2 \Delta(t+1))}$$

□

B.11 Proof of Theorem 9

Theorem 9. For Algorithm 3 we have that for $c > 0$ there exists $t > \frac{\ln\left(\frac{\epsilon}{c+1+\Delta}\right)}{\eta \epsilon^2 \Delta}$ such that:

$$|\theta_t - 1| \leq c,$$

where θ_t is the learned parameter by the algorithm.

Proof. We know that for any distribution matrix \mathbf{P} it holds that $\theta^* = \mathbf{xP}\mathbf{y}$. Recall that $\theta_t = \mathbf{xP}_t(\mathbf{y} + \epsilon)$. Therefore,

$$|\theta_t - \theta^*| = |\theta^* - \mathbf{xP}_t\mathbf{y} - \mathbf{xP}_t\epsilon| = |\mathbf{xP}_t\epsilon| = \left| \sum_{j=1}^N \epsilon_j p_{t,j} \right| \leq \epsilon \sum_{j \in I_{cr}} p_{t,j}.$$

Using Theorem 10, we get that $\sum_{j \in I_{cr}} p_{t,j} \leq \frac{\sigma \exp(-\eta \epsilon^2 \Delta t)}{1 + \sigma(\exp(-\eta \epsilon^2 \Delta t) - 1)} \leq \frac{\exp(-\eta \epsilon^2 \Delta t)}{1 + \Delta}$. Thus we have that,

$$|\theta_t - \theta^*| \leq \epsilon \sum_{j \in I_{cr}} p_{t,j} \leq \frac{\epsilon \exp(-\eta \epsilon^2 \Delta t)}{1 + \Delta},$$

for $t > \frac{\ln\left(\frac{\epsilon}{c+1+\Delta}\right)}{\eta \epsilon^2 \Delta}$ therefore it holds that $|\theta^* - \theta_t| \leq c$

□

C Additional Experiments and Details

Here we provide additional experiments to the ones presented in the paper. Specifically, we show the effect of MR on noisy examples' probabilities, then we show the grid search performed to find the only parameter of our method, the step size, i.e η . Then we experiment MR with Adam and list the results for training in the presence of noisy labels with mixup and label-smoothing. We further show the results for adversarial training with Adam with and without mixup.

Probabilities and loss with MR. Aiming to analyse the learned weighting we present in Fig. 3 the loss of the examples with the lowest and highest weights after training with 40% and 20% label noise with CIFAR-10. It is clear from the results that examples with low weights suffer from high loss while the heaviest examples incurred low loss.

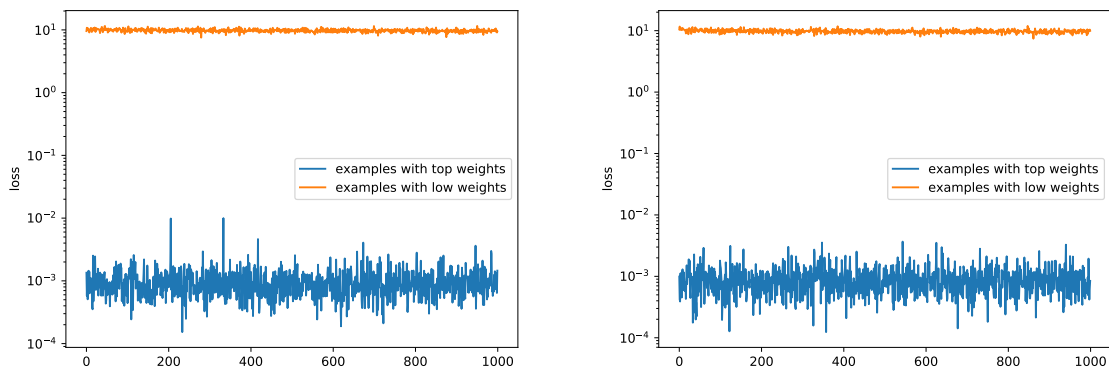


Figure 3. Loss of examples with the 2% highest and lowest weights. (a), (b) are training with 40% and 20% noise levels respectively.

In Fig. 4 we split the training examples to 100 percentiles according to their weights. Fig. 4 shows the fraction of noisy labels per percentile. It can be seen that indeed noisy labels get lower weights when trained with MR. Almost all the examples in the percentiles which are lower than the noise ratio are noisy.

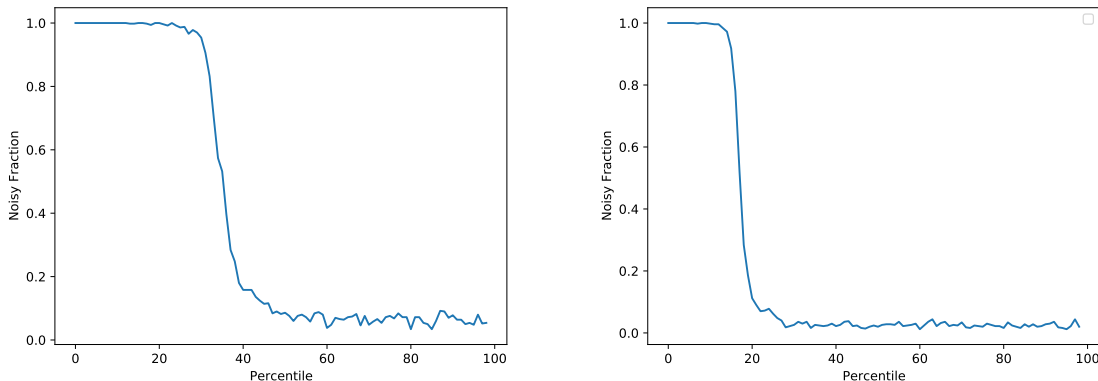


Figure 4. Fraction of examples with noisy labels along weighting percentiles. Trained with CIFAR10 and (a), (b) are training with 40% and 20% noise levels respectively.

Effect of upper bound. The μ/N upper bound of the weights is necessary to insure that MR does not converge to degenerated p vectors. We examine the effect of μ of the accuracy and the weighting. In Fig. 5a are presented accuracy results of MR with different bounds on the weighting when trained on CIFAR10 with 40% noisy labels. One can see that the accuracy remain quite stable for high μ values, we see degradation in accuracy when $\mu \geq 1/0.8$ which forces the weighting to have non-zero weights for noisy examples. In Fig. 5b we plot the ratio of the learned weighting with $1/N$. It is shown that $\mu \in \{N, 1/0.2, 1/0.4\}$ the learned distribution is similar. Training with other μ values change the distribution and one can observe a fraction of the weighting have the maximal allowed value, as μ is closer to 1 there are more weighting with maximal values.

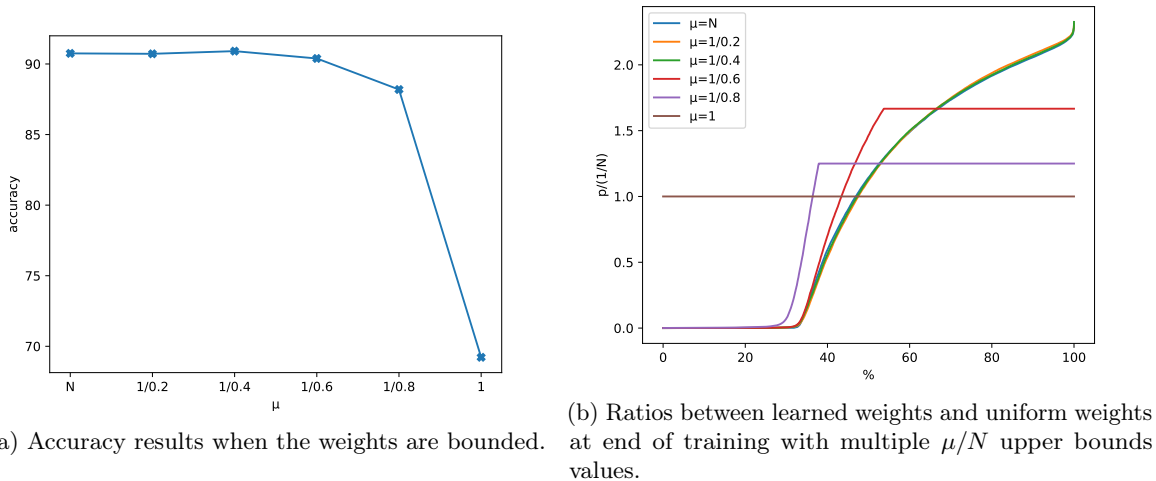


Figure 5. Upper bound effect.

Experiments details with sparse regularization [82]. For the experiments with the addition of sparse regularization we use the same setting as in their original paper. We train 8-layers CNN for CIFAR-10 and ResNet34 for CIFAR-100 for 120 and 200 epochs, respectively. In addition, we use SGD with momentum 0.9 and cosine learning rate scheduler with 128 batch size. We employ l_2 regularization of 10^{-4} and 10^{-5} for CIFAR-10 and CIFAR-100 respectively with initial learning rate of 0.01 and 0.1. For the sparse regularization hyper-parameters we use $(\tau, p, \lambda_0, \rho, r) = (0.5, 0.1, 1.1, 1.03, 1)$ for CIFAR-10 and $(\tau, p, \lambda_0, \rho, r) = (0.5, 0.01, 4, 1.02, 1)$ for CIFAR-100. For Clothing1M we use the hyper-parameters which are utilized for training with WebVision [30] in the original paper, i.e $(\tau, p, \lambda_0, \rho, r) = (0.5, 0.01, 421.02, 1)$.

Hyper-parameter search. In Fig. 6 we present the hyper-parameter search of the MW step size η . We performed a grid search over a log scale and tried 4 different values of η . We search with CIFAR-10 in the presence of 40% label noise. According the results we use $\eta = 0.01$ throughout all the experiments mentioned in the paper.

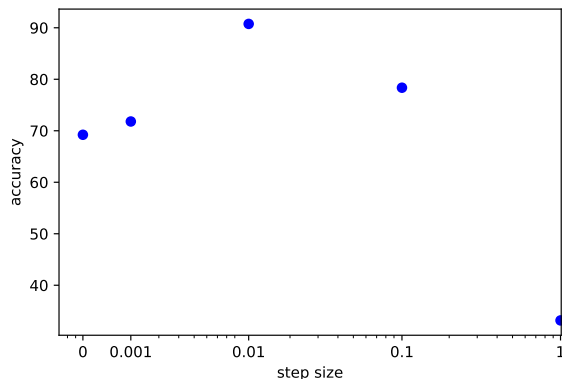


Figure 6. Hyper-parameter grid search of MW step size.

Noisy Labels with Adam. We experiment MR when the optimizer, SGD+momentum, is replaced with Adam. Here we use $\alpha = 0.5$ for the mixup parameter for improved results. These results, presented in Tab. 6, extend the ones presented in Tab. 2 in the main paper. Here we show also results with mixup,

label smoothing, and other noise ratios for CIFAR-10 and CIFAR-100. Notice that the advantage of using MR increases with the noise level as this method is suitable for improving network robustness in the presence of noise. When compared to using only Adam with uniform weighting, the addition of MR always improves the results. Additionally, using MR with label smoothing improves results in the presence of noise. Using mixup and the combination of mixup and label smoothing with MR improves the results when the noise ratios are high for CIFAR-10, but for CIFAR-100 we see degradation in accuracy.

Dataset	Noise ratio	Adam	Random Weight.	Adam+ mixup	Adam+ label smoothing	Adam+ mixup+ label smoothing	[4]	MR	MR + mixup	MR + label smoothing	MR + mixup+ label smoothing
CIFAR10	0%	91.43	91.23	90.09	91.96	92.52	88.95	91.85	91.9	91.54	91.6
	10%	87.5	89.23	91.36	90.25	91.42	85.87	91.31	89.36	91.2	91.39
	20%	84.41	87.18	90.17	86.76	90.36	85.39	90.51	90.89	90.46	90.8
	30%	80.55	85.43	88.29	84.21	88.34	86.63	89.67	90.09	89.62	89.94
	40%	72.4	83.82	86.63	80.5	86.87	82.28	88.32	89.36	88.11	89.11
CIFAR100	0%	69.82	68.17	72.88	70.43	72.37	62.18	70.54	70.89	70.97	70.66
	10%	59.69	62.33	67.67	62.44	69.26	59.88	68.84	68.34	68.86	68.55
	20%	52.01	58.48	64.46	54.81	64.68	58.02	66.57	67.16	68.13	66.07
	30%	44.23	53.57	61.26	47.46	61.59	51.18	64.89	63.45	65.19	63.45
	40%	37.34	44.6	52.41	39.72	59.28	49.23	61.68	60.7	62.66	61.61

Table 6. Results on CIFAR10 and CIFAR100 with different label noise ratio with Adam vs. MR combined with Adam.

Additional comparison with label noise. We compared MR to two additional methods from [23, 57]. We use the same hyper-parameters as mentioned in the original papers and replace the architecture to be ResNet-18 [22]. Unlike MR both baselines take advantage of a clean trusted data, we train the model with 1000 examples that are known to be clean. In Tab. 7 we see that MR is better in all cases tested even without additional clean validation data.

Noise Ratio	[23]	[57]	MR
0%	94.28	92.24	94.95
10%	90.65	91.34	94.58
20%	89.51	90.9	93.97
30%	85.71	88.5	92.43
40%	84.9	87.37	90.75

Table 7. Comparison of MR to additional baselines with CIFAR10.

Hyper-parameters for Adversarial Robustness. For the adversarial robustness experiments we use ResNet-34 [22]. For Free Adversarial Training [53] we train with $m = 4$ updates in each batch with CIFAR-10 and with $m = 6$ for CIFAR-100. We train the network for 200 epochs with l_2 regularization of 10^{-3} , momentum of 0.9, batch size of 256 and initial learning rate of 0.1 which is reduced on plateaus with a factor 0.9 and patience 3. We use MR step size of 0.01. For mixup the same hyper-parameters as in artificial label noise are employed.

We use an additional baseline, TRADES [77] with the same hyper-parameters appear in the original paper: 10 internal optimization steps, 0.007 internal step-size and $1/\lambda = 6$. We train the network for 100 epochs for CIFAR-10 and 140 for CIFAR-100, weight decay of 2×10^{-4} , batch size of 128 and MR step 0.001. We apply an initial learning rate of 0.1 which is multiplied by 0.1 at epochs 75, 90 and 100.

We use Adversarial Robustness Toolbox [47] for the attacks. The PGD attack with $\epsilon \in \{0.01, 0.02, 8/255\}$

is produced with step sizes of 0.003, 0.005, 2/255, respectively, and maximal iteration of 100. For FGSM attack we employ step size of 0.001. The same attack batch size of 256 is applied.

Adversarial Robustness with Adam. Tab. 8 shows the results when the original optimizer SGD + momentum is replaced with Adam for CIFAR-10 and CIFAR-100. We use $\alpha = 0.1$ for the mixup parameter, $\eta = 0.001$ MR step size and on each mini batch we perform $m = 4$ adversarial training steps since we found that those suits better for training with Adam. It can be seen that adding MR to adversarial training improves results also when the training is performed with Adam. With the change of optimizer, adding mixup to adversarial training degrades the results and adding MR to this combination does not mitigate the degradation. The results with Adam reflect the high sensitivity of adaptive methods against attacks with lower accuracy results compared to training with momentum.

Method ϵ	CIFAR10							CIFAR100						
	Natural Images 0	PGD 0.01	PGD 0.02	PGD 8/255	FGSM 0.01	FGSM 0.02	FGSM 8/255	Natural Images 0	PGD 0.01	PGD 0.02	PGD 8/255	FGSM 0.01	FGSM 0.02	FGSM 8/255
Adam	91.84	11.86	5.53	5.21	37.9	21.88	12.59	68.81	14.26	11.26	10.75	25.86	20.99	16.31
Adam+MR	91.52	13.87	5.39	5.73	42.98	24.57	15.49	69.23	13.67	10.32	9.85	26.78	20.17	14.74
Adam+mixup	92.67	12.32	5.01	4.65	55.33	45.84	41.68	72.8	15.85	10.4	9.03	35.86	30.23	27.69
Adam+mixup + MR	90.95	11.07	5.92	5.31	51.3	38.65	33.01	65.91	10.49	8.65	8.46	28.42	20.82	17.85
Adam+adv.	84.19	74.92	55.31	32.47	76.61	62.98	47.91	59.12	48.28	32.71	19.21	50.72	38.48	28.72
Adam+Adv.+MR	85.1	75.9	56.56	34.26	77.15	63.36	49.2	58.36	48.89	32.95	19.49	50.24	38.52	28.51
Adam+Adv.+mixup	80.15	73.45	57.07	33.86	74.17	62.62	49.17	57.02	47.88	32.98	19.63	49.02	38.5	28.52
Adam+Adv.+MR+mixup	84.62	75.05	56.9	31.19	76.36	61.88	46.38	57.25	49.51	35.16	21.79	50.83	39.44	30.7

Table 8. Adversarial robustness to attacks with CIFAR-10 with Adam vs. MR combined with Adam; Adv. stands for robust training [53].