

Lessons from Chasing Few-Shot Learning Benchmarks: Rethinking the Evaluation of Meta-Learning Methods

Amrith Setlur^{§*} Oscar Li^{†*} Virginia Smith[†]
[§]Language Technologies Institute [†]Machine Learning Department
 Carnegie Mellon University
 asetlur@cs.cmu.edu oscarli@cmu.edu smithv@cmu.edu

Abstract

In this work we introduce a simple baseline for meta-learning. Our unconventional method, FIX-ML, reduces task diversity by keeping support sets fixed across tasks, and consistently improves the performance of meta-learning methods on popular few-shot learning benchmarks. However, in exploring the reason for this counter-intuitive phenomenon, we unearth a series of questions and concerns about meta-learning evaluation practices. We explore two possible goals of meta-learning: to develop methods that generalize (i) to the same task distribution that generates the training set (in-distribution), or (ii) to new, unseen task distributions (out-of-distribution). Through careful analyses, we show that for each of these two goals, current few-shot learning benchmarks have potential pitfalls in 1) performing model selection and hyperparameter tuning for a given meta-learning method and 2) comparing the performance of different meta-learning methods. Our results highlight that in order to reason about progress in this space, it is necessary to provide a clearer description of the goals of meta-learning, and to develop more appropriate corresponding evaluation strategies.

1 Introduction

Recent research in meta-learning has generated rapid improvements on few-shot learning (FSL) benchmarks. Despite these improvements, in this work, we argue that there is a need to rethink the goals and evaluation of meta-learning at large. Our motivation stems from our own efforts “chasing” improvements on commonly used FSL benchmarks. In particular, we propose FIX-ML, a simple modification of the standard meta-learning task construction process where we fix the support set of each of the meta-training classes throughout training. This construction goes against the conventional wisdom and motivation of recent works [e.g., 21] that task diversity tends to improve generalization performance. Surprisingly, we find that not only does FIX-ML *not* result in a reduction of the meta-test performance, it consistently improves the performance of a variety of meta-learning methods on popular FSL benchmarks. To understand this surprising phenomenon, we explore further by evaluating FIX-ML using simple, yet non-standard evaluation techniques. We find that FIX-ML’s improvement comes specifically from the difference in the training and testing task distributions—something which is implicitly induced by the task construction procedures in FSL benchmarks. Our results lead us to revisit the underlying goals of meta-learning and rethink common meta-learning evaluation practices.

We identify two overarching goals of meta-learning: to learn algorithms that either **1)** generalize to the same task distribution that generates training tasks, or **2)** perform well on tasks that are out-of-distribution. For

*Authors contributed equally to this paper.

the **first goal**, we find that because current FSL benchmarks do not generate meta-test tasks that follow the same distribution as the meta-training tasks, the meta-learning method and hyperparameter combination with better in-distribution performance may in fact perform worse on these benchmarks. Therefore current benchmarks are insufficient for comparing meta-learning methods’ in-distribution performance. For the **second goal**, although FSL benchmarks seem befitting, we show that for a given meta-learning method, using FSL’s meta-validation tasks for model selection often cannot identify the algorithm with the highest meta-test performance. Additionally, We argue that because many FSL benchmarks generate meta-test tasks from only a small number of novel classes, it is difficult to use the meta-test performance to reliably compare meta-learning methods’ true out-of-distribution performance.

The rest of the paper is organized as follows: we first provide relevant background in Sections 2 and 3, and in Section 4 we introduce our baseline FIX-ML and discuss new evaluation strategies to understand its performance. In Section 5 we explore the challenges involved in evaluating each of the two goals discussed above using current FSL benchmarks. We end with additional discussion and suggestions on how to improve meta-learning evaluation in Section 6.

2 Related Work

Simplified meta-learning baselines. Recently, several works [6, 7, 8, 29] have proposed simple baselines for meta-learning on few-shot classification problems. However, it is unclear why these methods, which in many cases deviate from the standard practice of episodic training on tasks constructed with support and query sets, should perform better than standard meta-learning approaches [e.g., 3, 9, 18, 26]. Along these lines, in this work, we propose FIX-ML, a simple approach that achieves competitive performance by constructing tasks in an unconventional manner, *i.e.*, by reducing support set diversity. However, we differ from prior works by aiming to understand the robustness of our baseline to changes in the standard evaluation scheme, which leads us to reconsider meta-learning evaluation more generally.

Meta-supervised learning benchmarks. The aim of meta-learning is to learn, from multiple training tasks, an algorithm that can quickly adapt to new test tasks while having access to only a few labeled examples from them. Few-shot classification benchmarks (*e.g.*, *mini*ImageNet [31] and CIFAR-FS [3]) are particularly popular for evaluating meta-learning methods on this objective. Here, as originally proposed by Santoro et al. [27], Ravi and Larochelle [24] and Vinyals et al. [31], 3 non-overlapping sets of classes (base, validation, novel) are taken from standard classification datasets, *e.g.*, ImageNet or CIFAR-100. Tasks are then constructed from these different sets of classes resulting in different meta-train, meta-val, and meta-test task distributions. The distribution mismatch can be particularly high when the splits are created at the super class level, *e.g.*, FC-100 [20], or at the dataset level, *e.g.*, Meta-Dataset [30].

Meta-learning goals and evaluations. Given the meta-train and meta-test task distribution mismatch, few-shot classification benchmarks can be used to identify which meta-learning method generalizes well out-of-distribution. However, these benchmarks fail to evaluate meta-learning methods on another possible goal, which is to perform well in-distribution. For example, works like [2, 5, 16] analyze meta-learning methods’ generalization performance in the IID/in-distribution setting theoretically, but their evaluations on few-shot classification benchmarks cannot match this assumption. Moreover, many works [3, 18, 22, 28] that propose new meta-learning methods do not explicitly state whether their method is intended to perform well in-distribution or out-of-distribution, yet only evaluate empirically on the out-of-distribution FSL benchmarks, leading to ambiguous and possibly incorrect claims that their methods generally work well in both settings. In a recent work, Chen et al. [7] extend the FSL benchmark to evaluate their proposed method in both settings, but only to understand how to further improve the out-of-distribution performance on the original FSL benchmark. Our work uses a similar setup for constructing in-distribution evaluations from the FSL benchmarks, but focuses on identifying these current benchmarks’ limitations in evaluating each of the two different goals of meta-learning methods in general.

3 Background

In recent years, few-shot classification, due in part to the large number of standardized benchmarks, has become the de facto setting for evaluating rapidly developing meta-supervised learning methods. In this section, we provide relevant background on meta-supervised learning in the context of few-shot classification.

Problem formulation. In few-shot classification, we have access to a set of classes \mathcal{C} , where each class $c \in \mathcal{C}$ is specified by a class conditional distribution \mathbb{P}_c over a common input space \mathcal{X} . An n -way k -shot q -query few-shot classification *task* is constructed from \mathcal{C} in the following way:

Step 1: Sample an ordered tuple of classes $\mathbf{c} = (c_1, \dots, c_n) \sim \text{Unif}([\mathcal{C}^n])$ from a uniform distribution over the collection of non-repeated class tuples $[\mathcal{C}^n] := \{(d_1, \dots, d_n) \in \mathcal{C}^n : d_i \neq d_j, \forall i \neq j\}$.

Step 2: Sample a support set S with k IID examples from the distribution \mathbb{P}_{c_i} for each class c_i in \mathbf{c} , $S = (S_1, \dots, S_n) \in \mathcal{X}^{nk}$, where $S_i \sim (\mathbb{P}_{c_i})^k$.

Step 3: Sample a query set Q with q IID examples from each \mathbb{P}_{c_i} : $Q = (Q_1, \dots, Q_n) \in \mathcal{X}^{nq}$, $Q_i \sim (\mathbb{P}_{c_i})^q$.

Here S_i, Q_i are all examples of the same class c_i and will be labelled with integer i . We refer to the task sampled this way via the tuple (\mathbf{c}, S, Q) . By specifying the classes \mathcal{C} involved in the first step, we have uniquely determined a distribution over n -way k -shot q -query tasks. For compactness, we denote this task distribution by $\tau(\mathcal{C})$. The goal of a *meta-learning method* is to learn the parameter of an algorithm ϕ from a parameter space $\Phi \subseteq \mathbb{R}^d$ so that given the task’s support set S , the algorithm will output a model that achieves a low loss value on the query set Q . We denote this loss value as a function of the algorithm parameter and the support and query set by $\ell : \Phi \times \mathcal{X}^{nk} \times \mathcal{X}^{nq} \rightarrow \mathbb{R}$.

In the standard few-shot classification setting, we are given three disjoint collections of classes: *base* classes \mathcal{C}_B , *validation* classes \mathcal{C}_V , and *novel* classes \mathcal{C}_N . To identify a good algorithm parameter, the algorithm’s loss value is optimized over tasks generated from the *base task distribution* $\tau(\mathcal{C}_B)$ during meta-training:

$$\min_{\phi \in \Phi} \mathbb{E}_{\mathbf{c} \sim \text{Unif}([\mathcal{C}_B^n])} \hat{\mathbb{E}}_{S|c} \hat{\mathbb{E}}_{Q|c} \ell(\phi, S, Q). \tag{1}$$

Here, the expectation of S and Q are replaced with $\hat{\mathbb{E}}$, as in practice we only have a finite set of K examples $\mathbf{D}_c \in \mathcal{X}^K$ from each class c instead of the actual class conditional distribution \mathbb{P}_c . Every time we sample a support or query example of class c , we sample from the uniform distribution over the fixed dataset $\text{Unif}(\mathbf{D}_c)$ instead of \mathbb{P}_c . (We discuss this approximation’s impact on estimating the true performance over a task distribution $\tau(\mathcal{C})$ in Appendix D.) For many meta-learning methods, (1) is optimized iteratively using stochastic gradient descent (SGD), where for T iterations a sequence of *algorithm parameter snapshots* (or *algorithm snapshots* in short) ϕ_1, \dots, ϕ_T are recorded, and for *model selection*, ϕ_t with the minimal loss on the *validation task distribution* $\tau(\mathcal{C}_V)$ is chosen. The hyperparameters of the meta-learning method are also selected based on these meta-validation tasks. Finally, during meta-testing, the performance of the meta-learning method is reported using the chosen algorithm ϕ_t ’s performance on the *novel task distribution* $\tau(\mathcal{C}_N)$.

How do task distributions differ? When evaluating meta-learning methods, the relationship between the task distributions $\tau(\mathcal{C}_B)$, $\tau(\mathcal{C}_V)$, and $\tau(\mathcal{C}_N)$ is rarely discussed. Because the classes in \mathcal{C}_B and \mathcal{C}_N can have very different semantic meanings, their class conditional distributions \mathbb{P}_c will likely have different support in \mathcal{X} . As a result, the sampled support and query set (S, Q) will have a different marginal distribution in $\tau(\mathcal{C}_B)$ and $\tau(\mathcal{C}_N)$. Although the fact that these task distributions may differ seems clear from the above reasoning, these differences are often not accounted for in current meta-learning evaluation or training practices. We build on these insights when developing new forms of evaluation for meta-learning in Sections 4 and 5.

4 FIX-ML: A Simple Meta-Learning Baseline

To motivate the need for more careful evaluation of meta-learning methods, we start by introducing a simple, perhaps deceptively effective baseline for meta-learning, FIX-ML. FIX-ML is derived by considering a general reformulation of the meta-learning objective, as detailed below.

Reformulating Meta-Learning. Recall that in Section 3 we outlined three steps to construct a few-shot classification task, (\mathbf{c}, S, Q) . Now consider the n -way k -shot *super task* defined by the marginal tuple $(\mathbf{c}, S) \in [\mathcal{C}_B^n] \times \mathcal{X}^{nk}$ generated in Step 1 and 2, and define the loss L of the ϕ -parameterized algorithm on the super task (\mathbf{c}, S) as the expected loss value over the randomly drawn query set in Step 3:

$$L(\phi, \mathbf{c}, S) := \hat{\mathbb{E}}_{Q|\mathbf{c}} \ell(\phi, S, Q). \quad (2)$$

Instead of considering only a single query set, here L captures the generalization performance on the classes in \mathbf{c} after learning from the classes’ support set S . In this new view (i) all tasks that differ only in their query set Q but have the same (\mathbf{c}, S) correspond to the same super task, and (ii) the meta-training optimization objective in (1) becomes $\mathbb{E}_{\mathbf{c} \sim \text{Unif}([\mathcal{C}_B^n])} \hat{\mathbb{E}}_{S|\mathbf{c}} L(\phi, \mathbf{c}, S)$, an expectation over losses on randomly drawn super tasks. Since every support set S is constructed using k samples from each of the n classes’ size K dataset, the total number of unique n -way k -shot super tasks that can be constructed during meta-training is $|\mathcal{C}_B^n| \times K^{nk} = P(|\mathcal{C}_B|, n) \times K^{nk}$. In practice, this is prohibitively large: for example, there are $P(64, 5) \times 600^{25} \approx 2.6 \times 10^{78}$ 5-way 5-shot super tasks from the 64 base classes of *miniImageNet*. With this in mind, it is natural to wonder: *Can we achieve similar performance on the novel task distribution by training over a much smaller number of super tasks?*

FIX-ML: Meta-Learning with fixed support sets. To reduce the total number of super tasks, we explore a simple strategy in which we reduce the size of the dataset that provides support examples for each base class from K to k , the minimum number of examples needed for a k -shot task. More concretely, before meta-training begins, we randomly sample k -examples from \mathbf{D}_c for each class $c \in \mathcal{C}_B$. We denote this reduced set of examples for class c as $\mathbf{D}_c^0 \in \mathcal{X}^k$, $\mathbf{D}_c^0 \sim (\text{Unif}[\mathbf{D}_c])^k$ and fix it throughout meta-training. To sample a new super task, after sampling the class tuple $\mathbf{c} = (c_1, \dots, c_n)$ as described in Step 1, we only pick the a priori fixed examples in \mathbf{D}_c^0 from each class in \mathbf{c} to construct the fixed support set $S_{\mathbf{c}}^0 = (\mathbf{D}_{c_1}^0, \dots, \mathbf{D}_{c_n}^0)$ for the super task. This completely removes the randomness in the support set generation (original Step 2). This approach, which we term FIX-ML, drastically reduces the set of all super tasks with the same class tuple \mathbf{c} to one single super task $(\mathbf{c}, S_{\mathbf{c}}^0)$ and thereby results in a meta-training task distribution with **reduced support set diversity**. For example, in the case of *miniImageNet* discussed above, the number of unique support sets are reduced by a factor of $K^{nk} \approx 2.8 \times 10^{69}$. Written in the original notation with query sets, our FIX-ML meta-training objective is given by:

$$\min_{\phi \in \Phi} \mathbb{E}_{\mathbf{c} \sim \text{Unif}([\mathcal{C}_B^n])} \hat{\mathbb{E}}_{Q|\mathbf{c}} \ell(\phi, S_{\mathbf{c}}^0, Q). \quad (3)$$

Here we emphasize that the query set Q sampling is kept the same as described in Step 3 and equation (1) – every time we need q query examples from class c , we still sample from $(\text{Unif}[\mathbf{D}_c])^q$. This modified objective is agnostic of the specific loss function ℓ for algorithm learning and can thus be used with different meta-learning methods.

4.1 FIX-ML Results on Novel Task Distribution

For every FIX-ML experiment, we randomly sample a different \mathbf{D}_c^0 from each base class’s dataset \mathbf{D}_c and use it as the only support examples for class c (see Appendix A for details on how this randomness affects

Table 1: Novel task performance comparison of algorithms learned by optimizing ML and FIX-ML objective over different datasets (*mini*ImageNet, CIFAR-FS, FC-100), meta-learning methods (ProtoNet, Ridge, SVM), and training configurations (XwYsZq := X-ways, Y-shots and Z-query). All of the methods use the popular Resnet-12 architecture. Each evaluation is averaged over 10,000 random novel tasks and a 95% confidence interval of the true expectation is given. The higher average without overlapping confidence intervals is bolded.

Evaluation on 5w5s15q Novel Tasks				Evaluation on 5w1s15q Novel Tasks			
D / Alg	Train Task	ML	FIX-ML	D / Alg	Train Task	ML	FIX-ML
<i>mini</i> /PN	5w5s15q	76.28 ± 0.13%	77.30 ± 0.12%	<i>mini</i> /PN	5w1s15q	60.74 ± 0.20%	61.27 ± 0.18%
<i>mini</i> /PN	64w5s5q	76.25 ± 0.11%	78.19 ± 0.10%	<i>mini</i> /PN	64w5s5q	59.89 ± 0.19%	61.01 ± 0.17%
<i>mini</i> /RR	5w15s6q	77.20 ± 0.14%	77.50 ± 0.12%	<i>mini</i> /RR	5w15s6q	59.86 ± 0.19%	60.89 ± 0.19%
<i>cifar</i> /PN	20w5s15q	83.97 ± 0.14%	84.43 ± 0.13%	<i>cifar</i> /PN	5w1s15q	71.53 ± 0.19%	72.20 ± 0.20%
<i>cifar</i> /RR	5w15s6q	84.69 ± 0.13%	84.96 ± 0.14%	<i>cifar</i> /RR	5w15s6q	71.95 ± 0.21%	72.69 ± 0.19%
<i>cifar</i> /SVM	5w15s6q	82.37 ± 0.14%	83.56 ± 0.12%	<i>cifar</i> /SVM	5w15s6q	71.80 ± 0.19%	71.70 ± 0.17%
FC/PN	5w5s15q	52.11 ± 0.18%	55.47 ± 0.17%	FC/PN	20w1s15q	37.88 ± 0.22%	39.67 ± 0.21%
FC/PN	20w5s15q	51.80 ± 0.19%	53.85 ± 0.17%	FC/PN	5w1s15q	38.36 ± 0.19%	38.80 ± 0.20%
FC/RR	5w15s6q	55.22 ± 0.17%	56.17 ± 0.18%	FC/RR	5w15s6q	39.52 ± 0.20%	42.06 ± 0.19%
FC/SVM	5w15s6q	53.98 ± 0.18%	54.63 ± 0.19%	FC/SVM	5w15s6q	40.02 ± 0.21%	39.80 ± 0.21%

performance). During meta-validation and meta-test we evaluate FIX-ML without fixing support sets (identical to ML).

To fully evaluate the performance differences, we compare FIX-ML and ML along two major axes: **1) Meta-learning methods:** We explore using FIX-ML’s modified objective with three state-of-the-art meta-learning methods: *protoypical-networks* (PN) [28], *MetaOptNet-SVM* (SVM) [18], and *MetaOptNet-Ridge Regression* (RR) [3, 18]. **2) Datasets:** We consider three of the most widely-used few-shot learning benchmarks: (i) *mini*ImageNet (*mini*) [31], which consists of 100 ImageNet [25] classes of 84×84 images, randomly split into 64 base, 16 validation, and 20 novel classes; (ii) CIFAR-FS (*cifar*) [3] with an identically sized random base-val-novel split of the CIFAR-100 [17] dataset of 32×32 images; (iii) FC-100 (FC) [20], another split of the CIFAR-100 dataset, where the split is according to 20 super classes (each having 5 classes). The base classes consist of 12 such superclasses (total 60 classes), while the validation and novel classes each contain disjoint sets of 4 super classes. FC’s base-val-novel split is created intentionally to minimize the information overlap between meta-training and meta-test, thus causing more difference between the induced task distributions $\tau(\mathcal{C}_B)$ and $\tau(\mathcal{C}_N)$.

Main Results. Table 1 consolidates our experimental results on different datasets and meta-learning methods. Surprisingly, contrary to our common intuition about task diversity, we can clearly see that optimizing the FIX-ML objective learns algorithms that almost always outperform the ones learned using the ML objective. In fact, for some of the cases (especially on FC-100) the performance improvement is as large as 2 – 3%. We provide additional results (including FOMAML) in Appendix A.

4.2 Understanding the Performance of FIX-ML

In Section 4.1, we observe that the FIX-ML learned algorithms consistently outperform their ML counterparts on the novel task distribution $\tau(\mathcal{C}_N)$. We posit that one reason for this may be that standard conventions in traditional, in-distribution supervised learning (*e.g.*, more data helps generalization) don’t necessarily hold weight when assessing out-of-distribution performance.

In particular, we ask whether FIX-ML’s solution would also outperform ML on the base class distribution $\tau(\mathcal{C}_B)$, from which FIX-ML has seen a much less diverse set of task samples than ML. To do so, we need to generate fresh tasks sampled IID from $\tau(\mathcal{C}_B)$ that are also independent of the learned algorithms; thus we construct slightly modified versions of the three datasets used in Section 4.1: (i) ***mini*ImageNet-Mod (*mini*-M)**, in which we find (≈ 700) unused examples (from ImageNet) for each base class and use them to evaluate the performance over $\tau(\mathcal{C}_B)$. Here the original 600 examples of each base class are still only used for

D / Alg	BaseGen		NovelGen	
	ML	FIX-ML	ML	FIX-ML
<i>mini</i> -M/PN	95.01	93.50	76.13	77.31
<i>mini</i> -M/RR	94.00	92.73	77.20	77.92
<i>cifar</i> -M/PN	95.09	94.52	82.41	83.57
<i>cifar</i> -M/RR	95.90	95.04	83.05	84.16
FC-M/PN	96.50	95.84	48.56	51.43
FC-M/RR	95.69	95.29	53.53	55.06

Table 2: End-of-training ML and FIX-ML learned algorithms’ BaseGen and NovelGen performance for different datasets and meta-learning methods.

meta-training. (ii) **CIFAR-FS-Mod (*cifar*-M)** and **FC-100-Mod (FC-M)**: As we don’t have additional samples for the base classes, we randomly partition each base class’s 600 examples into a 500, 100 split where the meta-training tasks are constructed only from the 500 examples and the remaining 100 examples are reserved to generate fresh tasks from $\tau(\mathcal{C}_B)$.

We redo the FIX-ML and ML training for PN and RR on these three modified datasets and evaluate the “End of Training” (EoT) algorithm solutions both on $\tau(\mathcal{C}_B)$ using the reserved base class samples (BaseGen) and on $\tau(\mathcal{C}_N)$ using the original novel classes’ examples (NovelGen) (Table 2)¹. First, we note that for the same learned algorithm, BaseGen performance is much higher than NovelGen on the same dataset, providing evidence to our claim of distribution mismatch between $\tau(\mathcal{C}_B)$ and $\tau(\mathcal{C}_N)$ (Section 3). In particular, for FC-M where the splits are made intentionally non-overlapping, we observe a substantial difference $> 40\%$. *More importantly, we see that despite consistently outperforming ML on the novel task distribution, FIX-ML always performs more poorly on the base task distribution.*

FIX-ML’s poorer performance on BaseGen is not unexpected: by fixing the support set for each class tuple, FIX-ML generates tasks that distribution-wise do not exactly follow $\tau(\mathcal{C}_B)$, unlike the tasks generated by ML, resulting in the FIX-ML objective (3) being a biased version of the ML objective (1). Hence, at the end of training, the FIX-ML-learned algorithm has a higher loss on the ML objective than the ML-learned algorithm (see Appendix B). This optimization insufficiency causes FIX-ML to perform worse than ML on $\tau(\mathcal{C}_B)$ since we don’t observe overfitting.

More mysterious is **the improvement of FIX-ML over ML on NovelGen**. However, we hypothesize that this improvement is specifically due to the distribution mismatch between $\tau(\mathcal{C}_B)$ and $\tau(\mathcal{C}_N)$. To further identify the impact of the degree of mismatch on the observed improvement, we construct a range of new task distributions that are increasingly dissimilar to $\tau(\mathcal{C}_B)$ and similar to $\tau(\mathcal{C}_N)$. We denote this set of tasks distributions as $\{\tau_{BN}(\lambda), \lambda \in [0, 1]\}$. When sampling an n -way task from $\tau_{BN}(\lambda)$, instead of doing Step 1 in Section 3, we sample the class tuple $\mathbf{c} = (c_1, \dots, c_n) \in [(\mathcal{C}_B \cup \mathcal{C}_N)^n]$ where c_i ’s are sequentially sampled non-repeatedly from \mathcal{C}_N uniformly with total probability λ and from \mathcal{C}_B uniformly with total probability $1 - \lambda$. We then perform Step 2 and 3 as before. It is clear to see that $\tau_{BN}(0) = \tau(\mathcal{C}_B)$ and $\tau_{BN}(1) = \tau(\mathcal{C}_N)$. In addition, when $\lambda = |\mathcal{C}_N| / (|\mathcal{C}_N| + |\mathcal{C}_B|)$, $\tau_{BN}(\lambda) = \tau(\mathcal{C}_B \cup \mathcal{C}_N)$ describes a continual learning setting where the evaluation task is made up of classes uniformly sampled from the union of base and novel classes. Notice that the task distribution $\tau_{BN}(\lambda)$ is not the same as the mixture distribution $\lambda \cdot \tau(\mathcal{C}_N) + (1 - \lambda) \cdot \tau(\mathcal{C}_B)$ because a task from $\tau_{BN}(\lambda)$ can have both classes from \mathcal{C}_B and \mathcal{C}_N .

We evaluate the performance of EoT FIX-ML and ML learned algorithms on $\tau_{BN}(\lambda)$ and plot the relative performance improvement of FIX-ML over ML at different λ over different meta-learning methods and datasets in Figure 1. For all the cases, the magnitude of relative improvement of FIX-ML over ML generally increases and becomes positive only after some value of λ . This confirms our hypothesis that FIX-ML’s benefit only happens when the evaluation task distribution is sufficiently different from $\tau(\mathcal{C}_B)$.

¹In the remainder of the paper, all the evaluations are done on 5-way 5-shot tasks unless specified otherwise.

In addition, for the intentionally split FC-M dataset we see that the lines cross zero at lower values of λ compared to *cifar-M*, confirming FIX-ML’s advantage is more prominent when the distribution $\tau(\mathcal{C}_N)$ differs more substantially from $\tau(\mathcal{C}_B)$. Since during meta-training and meta-validation we don’t have any task samples from $\tau(\mathcal{C}_N)$, we would be unable to precisely quantify the amount of mismatch between $\tau(\mathcal{C}_B)$ and $\tau(\mathcal{C}_N)$. Always using FIX-ML could potentially cause meta-test performance loss if the meta-test task distribution is not that different from $\tau(\mathcal{C}_B)$, *e.g.*, the continual learning task distribution in CIFAR-FS-Mod when $\lambda = 20/(64 + 20) \approx 0.238$ in Figure 1.

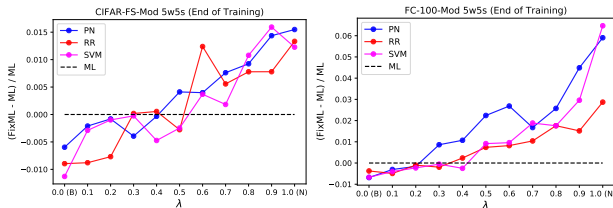


Figure 1: Relative accuracy improvement of FIX-ML over ML for meta-learning methods PN, SVM and RR on the set of distributions $\{\tau_{BN}(\lambda)\}$. We evaluate the learned algorithms at the end of training on *cifar-M* (left) and FC-M datasets (right). Similar trends are observed if the algorithm with the highest meta-val performance is chosen (see Appendix B).

5 Rethinking Meta-learning Evaluation

Without the additional BaseGen evaluation for FIX-ML and ML in Section 4.2, it would have been easy to overlook the fact that $\tau(\mathcal{C}_B)$ and $\tau(\mathcal{C}_N)$ are different distributions, and incorrectly conclude that FIX-ML is a superior method to ML. As a result, we see that any conclusions about meta learning methods’ relative performance made on $\tau(\mathcal{C}_N)$ could possibly not hold true on $\tau(\mathcal{C}_B)$. This leads us to wonder: *How should we evaluate meta-learning methods?* Based on the current literature and evaluation benchmarks, we could care about one of the following two general goals:

- 1) **Which meta-learning method performs the best on $\tau(\mathcal{C}_B)$ (same task distribution that generates the training tasks) (*in-distribution generalization*)?** Nearly all few-shot regression benchmarks (e.g., sinusoid regression [10, 32]) fall into this category because the meta-test regression functions come from the same function distribution as meta-training. Probabilistic interpretation and derivation of meta-learning methods [e.g., 11, 13, 23] similarly assume that parameter learning and task adaptation inference happens over the same task distribution. Besides, many theoretical analyses bound the generalization gap and sample complexity of meta-learning methods for the in-distribution setting [5, 12]. In addition, a real-world need for in-distribution generalization can be seen in the application of meta-learning to personalized federated learning (FL) [4, 14]. Here, every FL client is considered as a task, and by training the meta-learning algorithm on a random collection of client tasks sampled IID from an underlying client population, the goal is to have the learned algorithm generalize over the entire population.
- 2) **Which meta-learning method generalizes well to task distributions different from the training task distribution (*out-of-distribution generalization*)?** Current few-shot learning (FSL) benchmarks would fall into this category, as the goal of few-shot learning is to learn quickly on unseen concepts. As discussed in Section 2, some FSL benchmarks are specifically constructed to widen the distribution shift between $\tau(\mathcal{C}_B)$ and $\tau(\mathcal{C}_N)$.

In the following parts of this section, we visit each of these two goals separately and discuss potential problems that exist in current modes of evaluation. All the experimental details for Section 4, 5 are included in the Appendix.

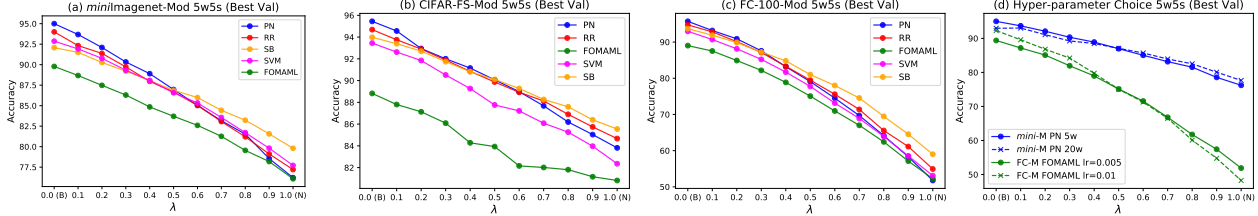


Figure 2: Comparison of PN, SVM, RR, FOMAML, and SB’s performance on the set of distributions $\{\tau_{BN}(\lambda)\}$ for (a) *mini-M*, (b) *cifar-M* and (c) *FC-M* datasets. In (d), PN and FOMAML trained with different hyper-parameters, are evaluated on $\{\tau_{BN}(\lambda)\}$ for *mini-M* and *FC-M* respectively. Evaluations for each method are done using its best-validation algorithm snapshot (similar results on EoT in Appendix C).

5.1 In-distribution Generalization Evaluation

Since almost all standardized benchmarks for meta-supervised learning use the few-shot classification paradigm, many of the empirical works only report out-of-distribution performance. For a researcher who still cares about the in-distribution performance, we ask retrospectively **whether the conclusions made on $\tau(\mathcal{C}_N)$ about which meta-learning method is superior would still hold true on $\tau(\mathcal{C}_B)$** . In Figure 2, we compare several meta-learning methods’ performance over the range of task distributions $\tau_{BN}(\lambda)$ introduced in Section 4.2 on three datasets. In addition to PN, SVM, and RR (Section 4.1), we consider FOMAML [10] and the recently popular supervised learning baseline (SB) [6, 7] where a supervised-learned feature extractor is adapted into a non-parametric algorithm and shown to outperform almost all meta-learning algorithms on $\tau(\mathcal{C}_N)$.

Comparing meta-learning methods. In Figure 2 we observe that the performance order of meta-learning methods on $\tau(\mathcal{C}_N)$ ($\lambda = 1$) is not necessarily retained on $\tau(\mathcal{C}_B)$ ($\lambda = 0$). In fact, for *mini-M* and *FC-M* the performance order of these methods is almost completely flipped. Lee et al. [18] and Bertinetto et al. [3] correctly claimed that methods like RR and SVM outperform PN on $\tau(\mathcal{C}_N)$ for these benchmarks, but if we consider the BaseGen performance, PN consistently performs the best. The only method for which the comparison conclusions on NovelGen still holds true on BaseGen is FOMAML, especially for *cifar-M* where it is significantly outperformed by other methods. Besides, despite outperforming the second best meta-learning methods in NovelGen on *mini-M* and *FC-M* by more than 2% and 4% respectively, the supervised baseline (SB) completely loses its advantage on the base task distribution. This illustrates there is still value in using meta-learning optimization objective instead of SB to learn algorithms when we care about in-distribution generalization.

Hyperparameter selection. Beyond comparing meta-learning methods, we also ask, for a specific meta-learning method, whether the meta-training hyperparameters found to be most effective on NovelGen would still be optimal for BaseGen. In Figure 2d we see that this is also not true. Specifically, we find that a higher learning rate for the Adam optimizer during FOMAML meta-training finds algorithms that perform better on $\tau(\mathcal{C}_B)$, whereas lower learning rates are better for NovelGen. For PN we varied the number of ways n during meta-training, since Snell et al. [28] found this heuristic to improve NovelGen performance. However, we find that this trick does not result in superior BaseGen performance, and is outperformed by the simpler 5-way meta-training possibly because the latter matches the meta-test task configuration.

5.2 Out-of-distribution Generalization Evaluation

As discussed in Section 5.1, current FSL benchmarks can be used to evaluate meta-learning methods’ out-of-distribution performance. However, we show in this subsection that even with this aligned goal many FSL

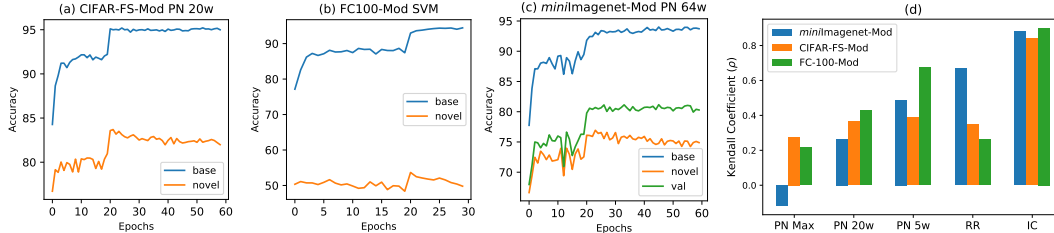


Figure 3: BaseGen and NovelGen performance progression for algorithm snapshots throughout training for (a) PN on *cifar*-M, (b) SVM on FC-M, (c) PN on *mini*-M. Meta-validation performance is also shown in (c). In (d) we compute the Kendall rank correlation coefficient (ρ) between validation and test rankings of algorithm snapshots for PN (trained with 5w, 20w, maximum ways), RR, and of IC models on *mini*-M (last 40 epoch snapshots), *cifar*-M (last 40), and FC-M (last 10).

benchmarks still have the following problems: **1)** the base-val-novel class partition of the few-shot learning datasets makes it difficult to accurately perform model (algorithm snapshot) selection for a meta-learning method, and **2)** the small number of novel classes used in many benchmarks makes it challenging to reliably evaluate meta-learning methods and make performance comparisons.

Model selection *via* end-of-training solution. Due to the difference in the task distributions $\tau(\mathcal{C}_B)$ and $\tau(\mathcal{C}_N)$, it is not clear whether optimizing the meta-training objective in (1) to be as low as possible would yield the best performing algorithm solution on NovelGen. To explore this, we check the BaseGen and NovelGen performance progression throughout meta-training (Figure 3a,b). As the meta-training loss keeps decreasing, we see that the BaseGen performance continues to improve, indicating that the algorithms don't overfit on the meta-training tasks. However, the algorithm's NovelGen performance starts to decrease a few epochs after the learning rate drops at epoch 20. Because of this non-monotonic trend, we ideally don't want to select the end-of-training solution ϕ_T to evaluate the corresponding meta-learning method.

Model selection *via* validation. As an alternative to picking the EoT solution, researchers commonly consider choosing the algorithm snapshots with the highest performance on the validation task distribution $\tau(\mathcal{C}_V)$. However, for the same reason that $\tau(\mathcal{C}_B)$ and $\tau(\mathcal{C}_N)$ are different, $\tau(\mathcal{C}_V)$ and $\tau(\mathcal{C}_N)$ are also different distributions. As a result, it is not clear whether a higher meta-validation performance is **strongly correlated with** a higher meta-test performance. In Figure 3c, in addition to BaseGen and NovelGen, we plot the validation performance progression of PN trained on *mini*ImageNet-Mod. We notice that the meta-val performance is consistently higher than NovelGen, indicating that meta-val performance is not an unbiased estimator of NovelGen. Beyond the actual accuracy, we see trendwise that while the validation performance is generally non-decreasing, NovelGen starts to decrease after epoch 30. Thus the best algorithm snapshot on meta-validation is also not the best meta-test snapshot.

Ranking comparison. In light of the above observations, we ask a more general quantitative question: *How similar is the ranking of the meta-training algorithm snapshots using meta-val performance to the ranking using the meta-test performance?* To answer this, we compute the Kendall rank correlation coefficient² (ρ) [15] between the meta-val and meta-test rankings of algorithm snapshots on three datasets (see Figure 3d). More concretely, for each meta-learning method and dataset combination, we save the algorithm snapshots (one snapshot from each epoch) throughout meta-training and rank these algorithm snapshots according to their meta-validation and meta-test performance respectively. Then the Kendall rank coefficient ρ is computed between the meta-validation ranking and the meta-test ranking for this specific meta-learning method/dataset combination. In our case, for the model selection through meta-validation to work reliably, we need ρ to be very close to 1. For context, we also check for a standard supervised learning problem like image classification (IC) (where train, val and test examples are sampled from the same distribution), how correlated are the rankings of the model snapshots on validation and test set performance. From Figure 3d,

²As a background, $\rho \in [-1, 1]$ and when two rankings show very weak correlation (or no correlation), $\rho \approx 0$, while $\rho = 1/\rho = -1$ indicates that the two rankings are exactly the same/opposite.

we see that for IC model selection, using identically distributed validation samples is much more reliable (consistently higher value of ρ) than meta-learning algorithm selection that uses the non-identically distributed meta-val tasks. In particular, for the *cifar*-M dataset, the meta-val ranking of algorithm snapshots seem to be only weakly aligned with the true meta-test ranking for all the meta-learning methods shown in Figure 3d. More unexpectedly, for PN MAX (trained using tasks with the maximum number of ways possible), the meta-val and meta-test rankings are to some extent in opposite directions ($\rho < 0$) on *mini*-M. These results show that unlike supervised learning where model selection using IID samples is a reliable and reasonable practice, meta-learning model selection on FSL benchmarks using the validation classes is largely unreliable because the algorithm snapshot with the best meta-test performance often cannot be selected.

Number of novel classes used in meta-test evaluation. Since in few-shot learning we specifically care about the learned algorithms’ ability to quickly learn many unseen concepts, we should not be satisfied with an algorithm performing well only on a small number of pre-selected novel classes. However, for many widely used FSL benchmarks (*mini*ImageNet, CIFAR-FS, FC-100), only 20 novel classes are used for meta-test evaluation. Ideally, even if we don’t measure it, we would hope that our learned algorithm would also generalize to other set of classes different from the small number of fixed novel classes. To formalize this notion, we suppose the existence of a much larger collection of classes \mathcal{C}_L , where the novel classes \mathcal{C}_N used for meta-test evaluation is a much smaller subset sampled uniformly and non-repeatedly from \mathcal{C}_L and fixed thereafter. Ideally, our goal is to evaluate an algorithm ϕ on the task distribution $\tau(\mathcal{C}_L)$ (denote this performance by $A_\phi(\mathcal{C}_L)$), yet during evaluation we only have access to the novel classes in \mathcal{C}_N and thus we can only compute the performance $A_\phi(\mathcal{C}_N)$ on $\tau(\mathcal{C}_N)$. It is easy to see that when we randomize over different choices of \mathcal{C}_N , the expected performance over the sampled novel classes would match the true performance: $\mathbb{E}_{\mathcal{C}_N} A_\phi(\mathcal{C}_N) = A_\phi(\mathcal{C}_L)$. However, when using a single randomly sampled novel set, the estimator $A_\phi(\mathcal{C}_N)$ can have very high variance. Instead of relying on $A_\phi(\mathcal{C}_N)$ to directly estimate the true performance, we take a step back and ask a less demanding question: *Can we determine which algorithm performs better (higher $A(\mathcal{C}_L)$) by only using $A(\mathcal{C}_N)$ for comparison?* More formally, for a pair of algorithms ϕ_1 and ϕ_2 , if $A_{\phi_1}(\mathcal{C}_L)$ is greater than $A_{\phi_2}(\mathcal{C}_L)$ by $\epsilon > 0$, we want to know how frequently we will have an opposite conclusion *i.e.*, $\mathbb{P}(A_{\phi_1}(\mathcal{C}_N) < A_{\phi_2}(\mathcal{C}_N))$ over a randomly sampled subset of classes \mathcal{C}_N .

Checking the frequency of conclusion flips. To check the above question empirically, due to the lack of a pre-specified larger set of underlying classes \mathcal{C}_L , we merge the validation and novel classes of *mini*ImageNet and treat it as \mathcal{C}_L ($|\mathcal{C}_L| = 16 + 20 = 36$). Instead of using the given 20 novel classes, we randomly sample a smaller number (6 or 18) of classes and treat it as the novel classes to mimic the real-world scenario where $|\mathcal{C}_N| \ll |\mathcal{C}_L|$. We check the frequency of conclusion flips by varying over two axes **1**) size of the randomly sampled novel class set $|\mathcal{C}_N|$, and **2**) the true performance difference ϵ (Table 3). Once again, for context we check the conclusion flipping frequency when using only a random subset of the full test set to compare two **supervised learning** image classification models with the same ϵ true test performance difference. As seen in Table 3, despite only using about 1/7 (random 100 examples from each of the 64 base classes having ≈ 700 examples each) of the full test set as the random test subset, the comparison conclusion made on this subset is surprisingly consistent for supervised learning and in fact, does not flip when the true difference is $\geq 0.7\%$. In contrast, for meta-learning there is a statistically significant chance ($> 5\%$) of arriving at the flipped conclusion when the performance gap is small ($< 1\%$) and $|\mathcal{C}_N|$ is small compared to the true underlying set of classes (1:6 ratio). In practice, **1**) we never specify exactly what and how big the underlying set of classes that we care about is, and **2**) many of the recent meta-learning methods (SVM vs PN on CIFAR-FS Table 2 in Lee et al. [18], GNN vs R2-D2 on *mini*ImageNet Table 1 in Bertinetto et al. [3], and ironically FIX-ML) sometimes only improve over the prior works by $< 1\%$. As a result, it is conceivable that conclusions (made using 20 novel classes) on which meta-learning method is better may actually be different from the truth over an even broader set of unseen classes.

	(a) PN ₁ vs PN ₂		(b) ML-PN vs FIX-ML-PN		(c) IC ₁ vs IC ₂
ϵ	6/36	18/36	6/36	18/36	1/7
0.5%	29%	13%	27%	10%	3%
0.7%	23%	9%	20%	7%	0%
1.1%	12%	3%	13%	3%	0%

Table 3: Comparing the frequency of conclusion flips for 3 different pairs of (a) 2 ML-learned PN algorithms, (b) ML-learned PN and FIX-ML-learned PN, and (c) 2 supervised-learned IC models, whose true accuracies differ by 3 different values of ϵ . Here, x/y denotes $|C_N|/|C_L|$ for (a), (b) and fraction of full test set for (c) (see main paper description). The frequencies are computed over 100 random runs and for each run a random C_N for (a), (b) and test subset for (c) is used for the comparisons.

6 Discussion and Conclusion

In this paper, we propose a simple meta-learning baseline: FIX-ML (implementation available at <https://github.com/ars22/rethink-meta-eval>) that reduces the support set diversity of meta-training tasks. In understanding why this counterintuitive approach furnishes surprising performance improvements on multiple FSL benchmarks, we carry out non-standard evaluations, only to realize that the improvement stems from an inherent shift between the meta-train and meta-test task distributions present in FSL benchmarks. This observation prompts us to rethink the goals of meta-learning and how current evaluation practices reflect these goals.

As we have seen in Section 5.1, if we care mainly about comparing meta-learning methods’ *in-distribution generalization performance*, evaluating on the novel classes of the commonly-used few-shot learning benchmarks might give us false conclusions. This specifically calls for papers that make IID task assumptions for theoretical analyses or methodological derivations (*e.g.*, probabilistic meta-learning [11]) to not rely on the empirical results obtained on FSL benchmarks and to more carefully evaluate their approach on a sufficiently difficult IID problem setting beyond toy few-shot regression problems.

On the other hand, if we want to use FSL benchmarks to evaluate a given meta-learning method’s out-of-distribution performance, we see in the first part of Section 5.2 that the current validation and novel class split does not prove to be reliable for model selection—the best validation algorithm’s meta-test performance can be far from the best among the collection of learned algorithm snapshots. This leads to undesirable effects when comparing meta-learning methods’ out-of-distribution performance because each method’s meta-test performance is computed on its best meta-val algorithm snapshot. As a result, this calls for designing more appropriate meta-validation task generation strategy (*e.g.* reconsidering the val-novel class split and composition) used in FSL benchmarks.

Finally, we find in the second part of Section 5.2 that if one wants compare different meta-learning methods’ abilities to generalize out-of-distribution, then the current FSL benchmarks may prove to be insufficient even if meta-validation model selection is performed perfectly. Specifically, we find that if the small number of novel classes contained in several FSL benchmarks do not cover enough number of the classes one may potentially care about, wrong conclusions could be made on which meta-learning method performs better out-of-distribution. This finding makes us question what set of unseen classes should be considered in the few-shot learning setting, and leads us to explore including all of the classes when conducting the meta-test evaluation. In the case that it is unclear a priori what type of classes should be included for meta-test, our findings suggest that a large number of novel classes should be used to prevent the unreliable conclusions that could accompany a small and incomprehensive set of novel classes. One possible way of doing this could be to evaluate methods on benchmarks like *tieredImageNet* and *Meta-Dataset* where the set of novel classes is much larger.

References

- [1] A. Antoniou, H. Edwards, and A. Storkey. How to train your MAML. In *International Conference on Learning Representations*, 2019. URL <https://openreview.net/forum?id=HJGven05Y7>.
- [2] Y. Bai, M. Chen, P. Zhou, T. Zhao, J. D. Lee, S. Kakade, H. Wang, and C. Xiong. How important is the train-validation split in meta-learning? *arXiv preprint arXiv:2010.05843*, 2020.
- [3] L. Bertinetto, J. F. Henriques, P. H. Torr, and A. Vedaldi. Meta-learning with differentiable closed-form solvers. In *International Conference on Learning Representations*, 2019.
- [4] F. Chen, M. Luo, Z. Dong, Z. Li, and X. He. Federated meta-learning with fast convergence and efficient communication. *arXiv preprint arXiv:1802.07876*, 2018.
- [5] J. Chen, X.-M. Wu, Y. Li, Q. LI, L.-M. Zhan, and F.-l. Chung. A closer look at the training strategy for modern meta-learning. *Advances in Neural Information Processing Systems*, 33, 2020.
- [6] W.-Y. Chen, Y.-C. Liu, Z. Kira, Y.-C. F. Wang, and J.-B. Huang. A closer look at few-shot classification. *International Conference on Learning Representations*, 2019.
- [7] Y. Chen, X. Wang, Z. Liu, H. Xu, and T. Darrell. A new meta-baseline for few-shot learning. *arXiv preprint arXiv:2003.04390*, 2020.
- [8] G. S. Dhillon, P. Chaudhari, A. Ravichandran, and S. Soatto. A baseline for few-shot image classification. *International Conference on Learning Representations*, 2020.
- [9] C. Finn and S. Levine. Meta-learning and universality: Deep representations and gradient descent can approximate any learning algorithm. In *International Conference on Learning Representations*, 2018. URL <https://openreview.net/forum?id=HyjC5yWCW>.
- [10] C. Finn, P. Abbeel, and S. Levine. Model-agnostic meta-learning for fast adaptation of deep networks. In *International Conference on Machine Learning*, pages 1126–1135, 2017.
- [11] C. Finn, K. Xu, and S. Levine. Probabilistic model-agnostic meta-learning. In *Advances in Neural Information Processing Systems*, pages 9516–9527, 2018.
- [12] K. Gao and O. Sener. Modeling and optimization trade-off in meta-learning. In H. Larochelle, M. Ranzato, R. Hadsell, M. F. Balcan, and H. Lin, editors, *Advances in Neural Information Processing Systems*, volume 33, pages 11154–11165. Curran Associates, Inc., 2020. URL <https://proceedings.neurips.cc/paper/2020/file/7fc63ff01769c4fa7d9279e97e307829-Paper.pdf>.
- [13] E. Grant, C. Finn, S. Levine, T. Darrell, and T. Griffiths. Recasting gradient-based meta-learning as hierarchical bayes. In *International Conference on Learning Representations*, 2018. URL https://openreview.net/forum?id=BJ_UL-k0b.
- [14] Y. Jiang, J. Konečný, K. Rush, and S. Kannan. Improving federated learning personalization via model agnostic meta learning. *arXiv preprint arXiv:1909.12488*, 2019.
- [15] M. G. Kendall. Rank correlation methods. 1948.
- [16] M. Khodak, M.-F. F. Balcan, and A. S. Talwalkar. Adaptive gradient-based meta-learning methods. In H. Wallach, H. Larochelle, A. Beygelzimer, F. d'Alché-Buc, E. Fox, and R. Garnett, editors, *Advances in Neural Information Processing Systems*, volume 32. Curran Associates, Inc., 2019. URL <https://proceedings.neurips.cc/paper/2019/file/f4aa0dd960521e045ae2f20621fb4ee9-Paper.pdf>.
- [17] A. Krizhevsky, G. Hinton, et al. Learning multiple layers of features from tiny images. 2009.

- [18] K. Lee, S. Maji, A. Ravichandran, and S. Soatto. Meta-learning with differentiable convex optimization. In *Proceedings of the IEEE Conference on Computer Vision and Pattern Recognition*, pages 10657–10665, 2019.
- [19] R. Ni, M. Goldblum, A. Sharaf, K. Kong, and T. Goldstein. Data augmentation for meta-learning. *arXiv preprint arXiv:2010.07092*, 2020.
- [20] B. N. Oreshkin, P. Rodriguez, and A. Lacoste. Tadam: Task dependent adaptive metric for improved few-shot learning. In *Advances in Neural Information Processing Systems*, 2018.
- [21] J. Rajendran, A. Irpan, and E. Jang. Meta-learning requires meta-augmentation. In H. Larochelle, M. Ranzato, R. Hadsell, M. F. Balcan, and H. Lin, editors, *Advances in Neural Information Processing Systems*, volume 33, pages 5705–5715. Curran Associates, Inc., 2020. URL <https://proceedings.neurips.cc/paper/2020/file/3e5190eeb51ebe6c5bbc54ee8950c548-Paper.pdf>.
- [22] A. Rajeswaran, C. Finn, S. M. Kakade, and S. Levine. Meta-learning with implicit gradients. In *Advances in Neural Information Processing Systems*, pages 113–124, 2019.
- [23] S. Ravi and A. Beatson. Amortized bayesian meta-learning. In *International Conference on Learning Representations*, 2019.
- [24] S. Ravi and H. Larochelle. Optimization as a model for few-shot learning. In *International Conference on Learning Representations*, 2017.
- [25] O. Russakovsky, J. Deng, H. Su, J. Krause, S. Satheesh, S. Ma, Z. Huang, A. Karpathy, A. Khosla, M. Bernstein, A. C. Berg, and L. Fei-Fei. ImageNet Large Scale Visual Recognition Challenge. *International Journal of Computer Vision (IJCV)*, 115(3):211–252, 2015. doi: 10.1007/s11263-015-0816-y.
- [26] A. A. Rusu, D. Rao, J. Sygnowski, O. Vinyals, R. Pascanu, S. Osindero, and R. Hadsell. Meta-learning with latent embedding optimization. *International Conference on Learning Representations*, 2019.
- [27] A. Santoro, S. Bartunov, M. Botvinick, D. Wierstra, and T. Lillicrap. Meta-learning with memory-augmented neural networks. In *International conference on machine learning*, pages 1842–1850. PMLR, 2016.
- [28] J. Snell, K. Swersky, and R. Zemel. Prototypical networks for few-shot learning. In *Advances in neural information processing systems*, pages 4077–4087, 2017.
- [29] Y. Tian, Y. Wang, D. Krishnan, J. B. Tenenbaum, and P. Isola. Rethinking few-shot image classification: a good embedding is all you need? *arXiv preprint arXiv:2003.11539*, 2020.
- [30] E. Triantafillou, T. Zhu, V. Dumoulin, P. Lamblin, U. Evci, K. Xu, R. Goroshin, C. Gelada, K. Swersky, P.-A. Manzagol, et al. Meta-dataset: A dataset of datasets for learning to learn from few examples. In *International Conference on Learning Representations*, 2020.
- [31] O. Vinyals, C. Blundell, T. Lillicrap, D. Wierstra, et al. Matching networks for one shot learning. In *Advances in neural information processing systems*, pages 3630–3638, 2016.
- [32] R. Vuorio, S.-H. Sun, H. Hu, and J. J. Lim. Multimodal model-agnostic meta-learning via task-aware modulation. In *Advances in Neural Information Processing Systems*, pages 1–12, 2019.
- [33] S. Zagoruyko and N. Komodakis. Wide residual networks. In E. R. H. Richard C. Wilson and W. A. P. Smith, editors, *Proceedings of the British Machine Vision Conference (BMVC)*, pages 87.1–87.12. BMVA Press, September 2016. ISBN 1-901725-59-6. doi: 10.5244/C.30.87. URL <https://dx.doi.org/10.5244/C.30.87>.

Appendix

We begin the Appendix by presenting the experimental hyperparameters. After this, we organize the Appendix into 4 Sections. In Section A, we provide additional experiment results for FIX-ML. In Section B, we give some additional details in understanding FIX-ML performance. In Section C, we compare different meta-learning methods’ performance on the collection of task distributions $\{\tau_{BN}(\lambda)\}$ using each method’s end-of-training algorithm solution instead of the best-validation solution used in Figure 2. In Section D, we discuss the reliability of estimating the performance of an algorithm on a task distribution without having access to the true class-conditional distribution.

Hyperparameter details. In Table 4 we list the optimization and other algorithm-specific hyperparameters for each meta-learning method, dataset pair:

- For **optimization hyperparameters**, we describe (a) the optimizer used, (b) the total number of epochs (each with 1000 iterations of gradient updates), (c) learning rate schedule (lr: $e_1(r_1) - e_2(r_2) - \dots - e_n(r_n)$ where r_i is the value of the learning rate and e_i is the epoch number at which r_i is first set), and (d) the number of tasks in a minibatch to compute one gradient update (task batch size or task BS).
- **Other meta-learning method specific hyperparameters:** The scale-factor refers to a constant factor that is multiplied to the logits for each class, before passing them through softmax. For other method-specific hyperparameters that we borrow directly from the original paper, we provide the references.
- During meta-training, we perform the same **data augmentation** used in Chen et al. [6] for *mini*, *mini-M* and used in Lee et al. [18] for *cifar*, *cifar-M*, FC, FC-M.
- For all **the FIX-ML experiments**, the hyperparameters used are exactly the same as their ML counterpart except that the objective used during meta-training is (3) instead of (1).
- We use a weight decay of 5e-4 for all experiments.

Section 4.2 onwards, whenever unspecified, we train PN with $20w5s15q$ tasks for CIFAR-FS, CIFAR-FS-Mod, FC-100 and FC-100-Mod and with $5w5s15q$ tasks for *miniImageNet* and *miniImageNet-Mod*. For all experiments involving SVM and RR we train with $5w15s6q$ tasks (as proposed in Lee et al. [18]). Finally, for all the methods’ (PN, SVM, RR, FOMAML, SB, IC) experiments in the main paper, we use the popular model architecture Resnet-12.

Alg / D	Optimization hyperparameters	Other hyperparameters
PN / (<i>mini</i> , <i>mini</i> -M, <i>cifar</i> , <i>cifar</i> -M)	SGD (Nesterov momentum 0.9) 60 Epochs lr: 0(0.1)-20(6e-3)-40(1.2e-3)-50(2.4e-4) task BS: 4(5-way), 1(>5-way)	scale-factor 10 euclidean metric [28]
PN / (FC, FC-M)	SGD (Nesterov momentum 0.9) 15 Epochs lr: 0(0.1)-5(6e-3) task BS: 4(5-way), 1(>5-way)	scale-factor 10 euclidean metric [28]
(RR, SVM) / (<i>mini</i> , <i>mini</i> -M, <i>cifar</i> , <i>cifar</i> -M)	SGD(Nesterov momentum 0.9) 60 Epochs lr: 0(0.1)-20(6e-3)-40(1.2e-3)-50(2.4e-4) task BS: 8 (always 5 way)	scale-factor 7 other as in Lee et al. [18]
(RR, SVM) / (FC, FC-M)	SGD (Nesterov momentum 0.9) 30 Epochs lr: 0(0.1)-20(6e-3) task BS: 8 (always 5 way)	scale-factor 7 other as in Lee et al. [18]
FOMAML / (<i>cifar</i> , <i>cifar</i> -M, FC, FC-M)	Adam 60 Epochs lr: 0(0.01)-20(6e-3)-40(1.2e-3) task BS: 4 (always 5 way)	scale-factor 1 inner loop step size: 0.01 inner loop steps: 5 (train), 20 (test) other as in Finn and Levine [9]
FOMAML / (<i>mini</i> , <i>mini</i> -M)	Adam 70 Epochs lr: 0(1e-2)-35(1e-3)-65(1e-4) task BS: 4 (always 5 way)	scale-factor 1 inner loop step size: 0.01 inner loop steps: 5 (train), 20 (test) other as in Finn and Levine [9]
SB / (<i>mini</i> , <i>mini</i> -M, <i>cifar</i> , <i>cifar</i> -M, FC, FC-M)	SGD (Nesterov momentum 0.9) 100 Epochs lr: 0(0.1)-90(1e-2) batch size: 128	meta-train: project features to unit norm, scale-factor 10 meta-test: euclidean metric [28]
IC / (<i>mini</i> -M, <i>cifar</i> -M, FC-M)	SGD (Nesterov momentum 0.9) 100 Epochs lr: 0(0.1)-90(1e-2) batch size: 128	For IC we collect all the base classes' examples (600 examples each) and split them into 80%(train)-10%(val)-10%(test). The validation and test rankings used for computing the Kendall coefficient (ρ) are obtained using the val and test splits.
(IC ₁ , IC ₂) / (<i>mini</i> -M)	SGD (Nesterov momentum 0.9) 100 Epochs lr: 0(0.1)-90(1e-2) batch size: 128	We train IC ₁ , IC ₂ on the original 600 images of each of the 64 base classes and test the frequency of conclusion flips on test subsets formed using randomly chosen 100 examples from the fresh samples (totally \approx 700) in each class (see Section 4.2).

Table 4: Hyperparameter details for different algorithms and datasets in Sections 4, 5.

A Additional FIX-ML Experiments

In this section, we first show results on the effect of randomness in fixing the support examples for each base class $\{\mathcal{D}_c^0\}_{c \in \mathcal{C}_B}$ on FIX-ML’s NovelGen performance over multiple meta-training runs. Next, we show two cases where FIX-ML does not always improve over ML (different from the multitude cases of improvements in Table 1).

A.1 Variation Analysis

<i>cifar</i> 5w5s Test		<i>cifar</i> 5w1s Test	
ML	FIX-ML	ML	FIX-ML
84.41%	84.37%	71.80%	72.75%
83.49%	84.96%	70.80%	72.20%
84.34%	84.34%	71.37%	71.76%
84.02%	84.39%	71.75%	72.41%
83.59%	84.09%	71.96%	71.90%
avg: 83.97%	84.43%	71.53%	72.20%
std: 0.42%	0.32%	0.46%	0.40%

Table 5: Analysis on how the meta-test performance varies across runs for both PN + FIX-ML and PN + ML on CIFAR-FS 5w5s, 5w1s tasks. For every run the method’s meta-test accuracy is evaluated using the method’s algorithm snapshot with the best meta-validation performance.

For every FIX-ML experiment, we randomly sample \mathcal{D}_c^0 from each base class’s dataset \mathcal{D}_c and use it to form support sets whenever the base class $c \in \mathcal{C}_B$ is involved in a task’s class tuple (Section 3). Therefore different runs of FIX-ML on the same dataset and meta-learning method can fix different \mathcal{D}_c^0 for the same class c . As a result, the performance over different runs could possibly be different due to the randomness in which sub-dataset is fixed for each base class. Here we give experimental results on how this randomness affects meta-test performance over multiple FIX-ML runs. We compare PN + FIX-ML and PN + ML on *cifar*-5w5s and *cifar*-5w1s over five different runs each, where for every run of FIX-ML a different random \mathcal{D}_c^0 was sampled and fixed for each base class c . In Table 5 we see that the performance standard deviation of FIX-ML is **not worse** if not actually **better** than that of ML, demonstrating that using randomly fixed dataset does not add more variation in the meta-test performance.

A.2 Architecture

Architecture	<i>miniImageNet</i> -Mod		CIFAR-FS-Mod	
	ML	FIX-ML	ML	FIX-ML
Conv-64	69.65 ± 0.14%	67.33 ± 0.12%	79.46 ± 0.10%	79.15 ± 0.12%
Resnet-12	76.28 ± 0.13%	77.30 ± 0.12%	83.79 ± 0.12%	84.14 ± 0.13%
WRN-16-10	74.86 ± 0.13%	76.33 ± 0.15%	84.01 ± 0.16%	84.48 ± 0.14%

Table 6: Evaluating the architecture’s role in a comparison between PNs trained with ML and FIX-ML objectives on 5w5s *miniImageNet*-Mod and CIFAR-FS-Mod datasets.

For all the experiments in Table 1 (Section 4.1) we use the very popular *Resnet-12* backbone which has been used by many prior meta-learning works [7, 18, 19, 20]. In Table 6 we check how FIX-ML performs on other model architectures. Specifically, we train PN on the 5w5s ML and FIX-ML objectives using two additional architectures: **(i)** a shallow architecture *Conv-64* used in [28], **(ii)** another overparameterized architecture *WRN-16-10* [33] (50% more parameters than Resnet-12) on *miniImageNet-Mod* and *CIFAR-FS-Mod* (Table 6). We see that FIX-ML continues to improve over ML on the heavier architecture WRN-16-10 but causes some performance loss ($\approx 2\%$) on the smaller architecture Conv-64 for *miniImageNet-Mod*.

A.3 FIX-ML with initialization based methods

For the initialization-based method MAML [10], due to computational constraints (memory requirement of hessian vector product computation), we can't train it on overparameterized architectures like Resnet-12. Thus, we use first-order approximations (FOMAML) to optimize the objective in (1) when using Resnet-12. We report the results of ML and FIX-ML in Table 7. Here we see that in general FIX-ML performs worse than ML for initialization-based methods. In Appendix B.2, we give some explanation as to why FIX-ML is not working for FOMAML, where we observe that due to the first order approximation in the meta-gradient computation, FOMAML cannot sufficiently optimize the FIX-ML objective, thus requiring changes to the meta-learning method itself. For fairness of comparison, we refrain from experimenting further with initialization based methods for FIX-ML. We want to emphasize here that we are *not* claiming that FIX-ML, when used in combination with any meta-learning method, will improve the method's performance. Our goal in introducing FIX-ML is to show that it is possible to achieve better performance on NovelGen while unexpectedly incurring worse performance on other task distributions that one may care about including $\tau(\mathcal{C}_B)$. This in turn provides us the motivation and the set up needed to rethink the evaluation strategies for meta-learning in Section 5.

D/Alg	Architecture	Task Config	ML	FIX-ML
<i>cifar</i> /MAML	Conv-48	5w5s15q	62.87 \pm 1.05 %	60.64 \pm 1.13%
<i>cifar</i> /FOMAML	Conv-48	5w5s15q	61.21 \pm 1.20 %	58.01 \pm 1.07%
<i>cifar</i> /FOMAML	Resnet-12	5w5s15q	79.56 \pm 0.34 %	77.54 \pm 0.32%

Table 7: Comparing ML and FIX-ML on MAML and its first-order approximations on Conv-48 (used by Antoniou et al.) and Resnet-12.

B Further Understanding of FIX-ML Performance

B.1 FIX-ML Optimization and BaseGen Performance

As we have seen in Table 3, at the end of training, FIX-ML-learned algorithm has a lower BaseGen performance than that of the ML-learned algorithm. To understand this difference, we notice that by fixing the support set for each class tuple, FIX-ML generates tasks that distribution-wise do not exactly follow $\tau(\mathcal{C}_B)$ (unlike the tasks generated by ML), resulting in the FIX-ML objective (3) being a biased version of the ML objective (1). As a result, optimizing the FIX-ML objective cannot reduce the ML objective as much as directly optimizing the ML objective can. To see this experimentally, we compute the 5w5s ML training loss (without data-augmentation) on the FIX-ML-learned algorithms over the entire 60 epochs of meta-training in Figure 4. Here we see that as the FIX-ML loss decreases due to meta-training optimization, the ML loss also decreases. However, the end-of-training ML objective achieved by the FIX-ML-learned algorithm is still higher than that of the ML-learned algorithm (the dotted line). Without overfitting, the ML-learned algorithm's lower ML loss results in its better BaseGen performance than FIX-ML. For additional ML losses of FIX-ML and ML trained algorithms

(end of training snapshots), please see Table 8.

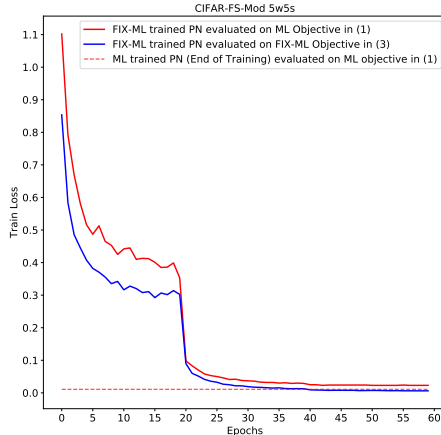


Figure 4: On Resnet-12 *cifar-5w5s*, we evaluate the FIX-ML-learned algorithm after each training epoch using (i) *blue*: FIX-ML objective in (3) without data-augmentation (ii) *red*: the meta-learning objective in (1) without data-augmentation. In addition, we plot the end-of-training ML loss of the ML-learned algorithm (epoch 60) using the red dotted line for comparison. Each evaluation is done using *5w5s15q* tasks drawn from the meta-train distribution (base classes).

End-of-training loss on ML objective in (1)		
Data/Task	ML	FIX-ML
<i>cifar</i> 5w5s	0.011	0.021
<i>cifar</i> 5w1s	0.012	0.013
<i>mini</i> 5w5s	0.03	0.11
<i>mini</i> 5w1s	0.123	0.295

Table 8: *5w5s* ML losses (no augmentation) of ML- and FIX-ML-learned EoT algorithms

B.2 Issues with Optimizing FIX-ML for FOMAML

To understand why FIX-ML does not improve FOMAML’s performance as shown in Table 7, we provide one possible explanation through the lens of optimization. Here we compare two sequences of FOMAML algorithm snapshots: i) a sequence learned by optimizing the ML objective, and ii) a sequence learned by optimizing the FIX-ML objective. In Figure 4 (right) we evaluate the FIX-ML objective for FIX-ML trained algorithms (in blue), using the fixed datasets $\{\mathcal{D}_c^0\}_{c \in \mathcal{C}_B}$. On the other hand, in Figure 4 (left) we show the same FIX-ML objective evaluated on ML trained algorithms (in blue). Note that this evaluation is done using tasks constructed from the exact same set of fixed datasets $\{\mathcal{D}_c^0\}_{c \in \mathcal{C}_B}$. To understand this Figure, we first recall that the ML objective averages loss $L(\phi, \mathbf{c}, \mathcal{S})$ (see Section 4) over all the super tasks $(\mathbf{c}, \mathcal{S})$ that can be constructed, thus trivially covering all the super tasks $(\mathbf{c}, \mathcal{S}_c^0)$ considered in the specific (for the given $\{\mathcal{D}_c^0\}_{c \in \mathcal{C}_B}$) FIX-ML objective. Therefore, as shown in Figure 4, optimizing the ML objective (in red) also reduces the loss on the FIX-ML objective (in blue) for the ML-learned algorithms.

More surprisingly, we notice the blue curve on the right is actually higher than the blue curve on the left. This means that by just optimizing the ML objective, ML-learned FOMAML algorithm automatically achieves an even lower FIX-ML loss than that achieved by FIX-ML-learned FOMAML algorithm (which is obtained by directly optimizing the FIX-ML objective). We hypothesize that this is primarily due to FOMAML using a biased first-order approximation of the true gradient for optimization. We believe that this bias is much more significant for the FIX-ML objective compared to ML, making it harder to optimize the FIX-ML objective in the case of FOMAML. In contrast, on all the other meta-learning methods for

which we don't need to use approximation for the stochastic gradient computation, we have observed that FIX-ML-learned algorithm has a lower FIX-ML loss than the FIX-ML loss achieved by the ML-learned algorithm. Because of this difficulty in optimizing the FIX-ML objective using FOMAML, it becomes unfair to directly compare FIX-ML and ML on FOMAML as the training objective cannot be optimized to the same degree with the same hyperparameter setting.

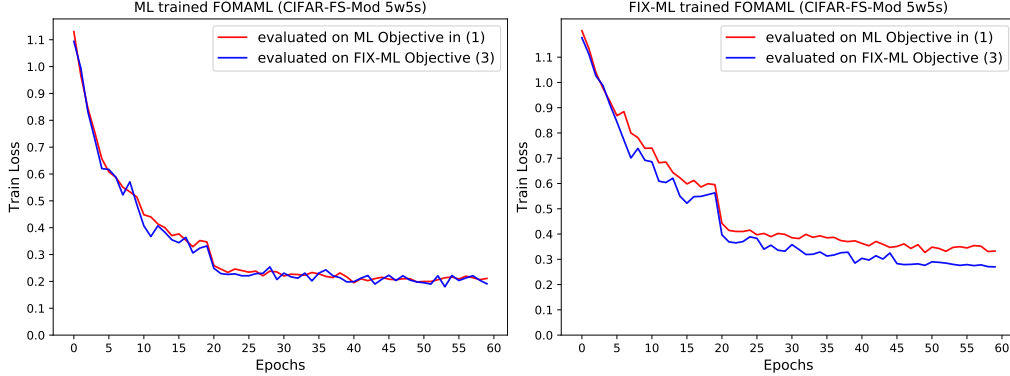


Figure 5: On Resnet-12 *cifar-M* we evaluate two sets of FOMAML algorithms: (i) trained using the ML objective in (1) (left), and (ii) trained using the FIX-ML objective in (3) (right). These algorithms are snapshots taken after every training epoch (1–60). For both plots we do two sets of evaluations: (i) *blue*: FIX-ML objective without data-augmentation (ii) *red*: the meta-learning objective without data-augmentation. Each evaluation is done using $5w5s15q$ tasks drawn from the meta-train distribution (base classes).

B.3 FIX-ML vs ML performance on $\tau_{BN}(\lambda)$

In Section 4.2 (main text), we have compared the performance of FIX-ML and ML learned algorithms on the set of distributions $\{\tau_{BN}(\lambda)\}$. Specifically, in Figure 1 we show the relative improvements of FIX-ML over ML when we choose the end-of-training algorithms for each. Here, we show the relative improvement of FIX-ML learned algorithm over ML learned algorithm (on $\{\tau_{BN}(\lambda)\}$ for *mini-M*, *cifar-M*, FC-M) when the algorithm snapshot chosen for each is the one that has the best performance on the meta validation task distribution $\tau(\mathcal{C}_V)$ (Figure 6). In short, we observe the same trend as seen for the end-of-training algorithms in Figure 1.

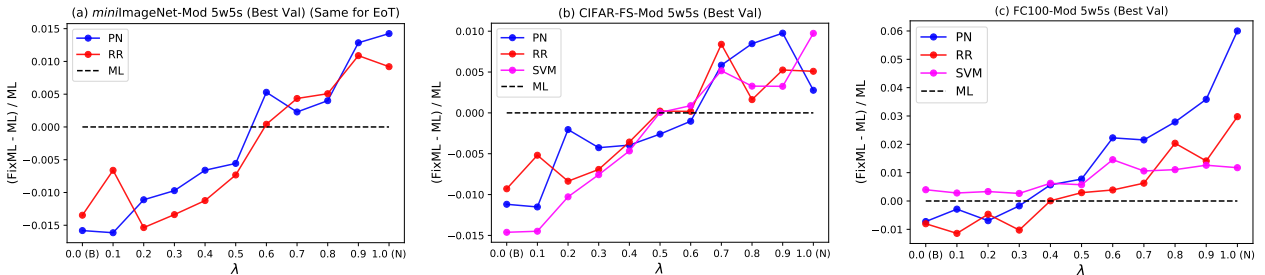


Figure 6: Relative accuracy improvement of FIX-ML over ML for meta-learning methods PN, SVM and RR on the set of distributions $\{\tau_{BN}(\lambda)\}$. We evaluate the learned algorithms using the snapshot with the best performance on the validation task distribution $\tau(\mathcal{C}_V)$ for (a) *mini-M*, (b) *cifar-M*, and (c) FC-M datasets.

C Additional Evaluation Analysis

In Section 5.1 (main text), we have compared the performance of different meta-learning methods (PN, SVM, RR, SB, FOMAML) on the set of distributions $\{\tau_{BN}(\lambda)\}$. Specifically, in Figure 2 we choose the best-validation algorithm for each meta-learning method to evaluate the performance on $\{\tau_{BN}(\lambda)\}$. Here in this Section, we

see that even if we choose the algorithm snapshots at the end of training (instead of best-validation), which meta-learning method performs better can still significantly depend on what the target task distribution $\tau_{BN}(\lambda)$ is (see Figure 7).

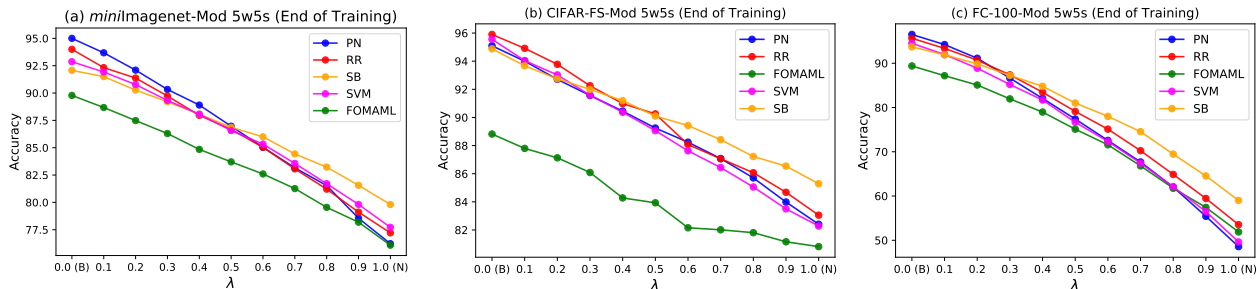


Figure 7: Comparison of PN, SVM, RR, FOMAML, and SB’s performance on the set of distributions $\{\tau_{BN}(\lambda)\}$ for (a) *mini*-M, (b) *cifar*-M and (c) *FC*-M datasets. Evaluations for each method are done using the algorithm snapshots at the end of training (EoT algorithms).

D Reliability of Performance Evaluation on $\tau(\mathcal{C})$ without Access to the True Class-Conditional Distributions \mathbb{P}_c

Throughout the analysis when we estimate the performance on the task distribution $\tau(\mathcal{C}_B)$ and $\tau(\mathcal{C}_N)$, we haven’t exactly followed the formal task sampling Steps described in Section 3. In particular, for Step 2 and 3, instead of actually sampling from the true class-conditional distribution \mathbb{P}_c for each class c , we follow the standard few-shot classification practice and sample uniformly from a fixed set of examples D_c which are a priori sampled IID from \mathbb{P}_c and fixed afterwards. It is unclear how this approximation of \mathbb{P}_c using $\text{Unif}(D_c)$ hinders our ability to accurately estimate the true performance on the task distribution. For a fixed algorithm ϕ , let’s denote its expected performance when tasks are generated using a set of finite datasets $\{D_c\}_{c \in \mathcal{C}}$ by $B_\phi(\{D_c\}_{c \in \mathcal{C}})$ and denote the performance when the tasks are generated by actually sampling from each class’s true class conditional distribution (so the tasks follow $\tau(\mathcal{C})$) by $A_\phi(\mathcal{C})$ ($A_\phi(\mathcal{C})$ first introduced in Section 5.2). It is not hard to see that by independently randomizing over each class’s finite datasets, we have $\mathbb{E}_{\forall c \in \mathcal{C}, D_c \sim (\mathbb{P}_c)^\kappa} [B_\phi(\{D_c\}_{c \in \mathcal{C}})] = A_\phi(\mathcal{C})$. However, we should not be satisfied just because this estimator $B_\phi(\{D_c\}_{c \in \mathcal{C}})$ of true performance $A_\phi(\mathcal{C})$ is unbiased - we also want it to have low variance because in practice we only use one such instance of datasets, denoted by $\{D_c\}_{c \in \mathcal{C}}$ in Section 3 and we make comparison of different meta-learning methods using these estimators.

Experimentally checking the variance. Due to this concern, We check experimentally how much variance the estimator $B_\phi(\{D_c\}_{c \in \mathcal{C}})$ has. Because we don’t have access to the true class conditional distribution \mathbb{P}_c in practice, we consider a toy example where we treat the uniform distribution over the set of (≈ 700) fresh samples of each base class from *miniImageNet-Mod* to be the true class-conditional distribution \mathbb{P}_c . Because of this assumption, we can actually calculate the performance $A(\mathcal{C})$. To check the impact of using a small finite set of examples; for every evaluation of $B_\phi(\{D_c\}_{c \in \mathcal{C}})$, we randomly draw 100 examples (D_c) IID from the uniform distribution over the fresh examples of each base class. We compute the performances for 100 such random sets of class-conditional datasets $\{D_c\}_{c \in \mathcal{C}}$ and plot the performances as a histogram in Figure 8. As we can see, generating tasks using only a randomly fixed small set of examples from each class can still allow us to obtain a very low variance estimator (standard deviation $\approx 0.1854\%$) of the true performance $A(\mathcal{C})$ (the vertical line). This suggests that approximating a class’s true class-conditional distribution with a uniform distribution over a priori randomly sampled and fixed set of finite examples does not have much impact on the claims made in our paper.

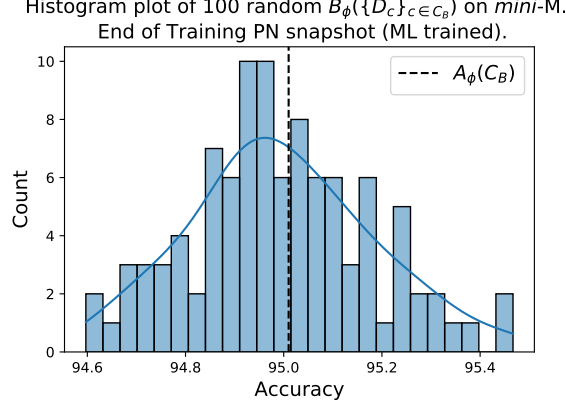


Figure 8: Histogram plot of 100 random (runs) $B_\phi(\{D_c\}_{c \in \mathcal{C}_B})$ where for each run 100 random examples from each *miniImageNet-Mod* base class (≈ 700 examples per class) are selected to form $\{D_c\}_{c \in \mathcal{C}_B}$. The algorithm ϕ used in the evaluation is the end-of-training solution for the ML trained PN. The dotted line represents the true performance $A_\phi(\mathcal{C}_B)$ which is computed using all the ≈ 700 examples from each of the 64 base classes in *miniImageNet-Mod*.

Relationship to Section 5.2. In Section 5.2, we showed that the order of the true performances $A_{\phi_1}(\mathcal{C}_L), A_{\phi_2}(\mathcal{C}_L)$ on an underlying set of classes \mathcal{C}_L for a pair of algorithms ϕ_1, ϕ_2 can be flipped when comparing $A_{\phi_1}(\mathcal{C}_N)$ and $A_{\phi_2}(\mathcal{C}_N)$ (where the performance is evaluated on a random subset $\mathcal{C}_N \subset \mathcal{C}_L$ of classes). Here the value of $A_{\phi_1}(\mathcal{C}_N)$ and $A_{\phi_2}(\mathcal{C}_N)$ are frequently close and therefore, we don't want to tolerate any additional error in estimating the true performance $A_\phi(\mathcal{C}_N)$. In order to avoid this additional estimation error in the conclusion flipping analysis in Section 5.2, we assume (only for this analysis) that $\forall c \in \mathcal{C}_L$, the true class-conditional distribution \mathbb{P}_c is given by the uniform distribution over \mathbf{D}_c *i.e.*, $\text{Unif}(\mathbf{D}_c)$. Thus, in this case $B_\phi(\{\mathbf{D}_c\}_{c \in \mathcal{C}_N}) = A_\phi(\mathcal{C}_N)$ and $B_\phi(\{\mathbf{D}_c\}_{c \in \mathcal{C}_L}) = A_\phi(\mathcal{C}_L)$. As a result, we can draw conclusions on performance order of algorithm snapshots ϕ_1, ϕ_2 based on $B_{\phi_1}(\{\mathbf{D}_c\}_{c \in \mathcal{C}})$ and $B_{\phi_2}(\{\mathbf{D}_c\}_{c \in \mathcal{C}})$, $\mathcal{C} \in \{\mathcal{C}_L, \mathcal{C}_N\}$.