

Dynamic Labeling for Unlabeled Graph Neural Networks

Zeyu Sun¹ Wenjie Zhang¹ Lili Mou² Qihao Zhu¹ Yingfei Xiong¹ Lu Zhang¹

Abstract

Existing graph neural networks (GNNs) largely rely on node embeddings, which represent a node as a vector by its identity, type, or content. However, graphs with unlabeled nodes widely exist in real-world applications (e.g., anonymized social networks). Previous GNNs either assign random labels to nodes (which introduces artefacts to the GNN) or assign one embedding to all nodes (which fails to distinguish one node from another). In this paper, we analyze the limitation of existing approaches in two types of classification tasks, graph classification and node classification. Inspired by our analysis, we propose two techniques, Dynamic Labeling and Preferential Dynamic Labeling, that satisfy desired properties statistically or asymptotically for each type of the task. Experimental results show that we achieve high performance in various graph-related tasks.

1. Introduction

Graphs are a widely used type of data structures in computer science. A graph can be represented as $G = \langle V, E \rangle$, where V is a set of *nodes*, and E is a set of node pairs known as *edges* (directed or undirected). With the prosperity of deep learning techniques, graph neural networks (GNNs) are shown to be effective to various graph-related applications, such as social networks (Hamilton et al., 2017), knowledge graphs (Hamaguchi et al., 2017), molecule analysis (Scarselli et al., 2009), and the satisfiability (SAT) problem (Zhang et al., 2020).

Existing GNNs highly rely on node embeddings, which are a vector representation of each node, typically based on its

identity, type, or content. For example, a GNN for a knowledge graph typically embeds an entity/concept (e.g., a “cat” and a “mammal”) as a vector (Wang et al., 2018), whereas a GNN for molecules embeds the atom (e.g., hydrogen and oxygen atoms) as a vector (Scarselli et al., 2009).

In many applications, however, the nodes in a graph may not be labeled, and we call it an *unlabeled graph*. A common scenario is that there is no label on the nodes. For example, community detection for large-scale social networks may lack the identity information of nodes (i.e., a person) (Backstrom et al., 2007), possibly due to privacy concerns. Another possibility is that the label of a node is an artefact and captures no semantic meanings. Figure 1 shows an example of such a graph that represents a propositional satisfiability (SAT) problem (Selsam et al., 2019), x_1 or c_1 are arbitrary naming of the *literals* (variable or its negations) and *clauses* (disjunction of literals), and could be renamed without changing the nature of the formula. If such an identifier is represented by embeddings, it would become an artefact in the GNN. As a result, such embeddings do not represent common knowledge among different training samples. Nor do they generalize to new samples.

To encode unlabeled graphs, previous methods typically adopt an arbitrary labeling for nodes and represent them by embeddings (Allamanis et al., 2018; Wei et al., 2020). As mentioned, this introduces artefact to GNNs. Recently, Selsam et al. (2019) have realized that such artefacts are undesired, and assign all nodes with the same embedding. However, this approach may suffer from the problem that the graph neural network becomes insensitive to the nodes.

In this work, we analyze two types of classification tasks on unlabeled graphs, namely, graph classification and node classification. We first analyze existing GNNs for graph classification. For unlabeled graphs, the classification is *invariant* in terms of nodes, i.e., if we change the node indexes, the classification result should be the same. However, existing GNNs either fail to achieve invariance (if having the artefacts of arbitrary node labels), or fail to distinguish different nodes effectively (if using the same embedding).

To this end, we propose a simple yet effective framework, called Dynamic Labeling, to address the limitations of existing GNNs for invariant graph classification. Our idea is still to assign different node embeddings, but to eliminate such

¹Key Laboratory of High Confidence Software Technologies Peking University, MoE ²University of Alberta; Alberta Machine Intelligence Institute (Amii). Correspondence to: Zeyu Sun <szy_@pku.edu.cn>, Wenjie Zhang <zhang_wen.jie@pku.edu.cn>, Lili Mou <double-power.mou@gmail.com>, Qihao Zhu <zhuqh@pku.edu.cn>, Yingfei Xiong <xiongyf@pku.edu.cn>, Lu Zhang <zhanglucs@pku.edu.cn>.

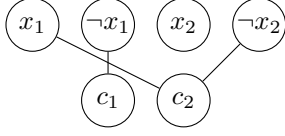


Figure 1. A SAT formula can be represented by a graph, where a node x_i is a *literal* (a variable or its negation) and a node c_i is a *clause* (disjunction of literal nodes). The corresponding SAT formula is the conjunction of clauses, and in this example, it is $\neg x_1 \wedge (x_1 \vee \neg x_2)$.

artefacts by an ensemble of multiple labelings. For training, the labeling is randomly sampled every time we process a data sample, whereas during inference, we use an ensemble of multiple random labelings for a sample. In this way, Dynamic Labeling can achieve invariance in a statistical sense. The nodes are still distinguishable given any labeling, but such artefacts are smoothed out by the ensemble average.

We further point out that, a naïve use of Dynamic Labeling does not work well for node classification, which requires *equivariance*, i.e., the change of node labels should be reflected correspondingly in the output. Theoretical analysis show that an equivariant GNN (e.g., ensemble of Dynamic Labeling) cannot solve an equivariant problem, if multiple outputs are appropriate for an input graph.

Therefore, we further propose a Preferential Dynamic Labeling approach, which assigns multiple labelings during training but only updates the parameters with the best labeling. For inference, we also assign multiple labelings and make a prediction according to the best one. In this way, Preferential Dynamic Labeling asymptotically achieves a generalized equivariance property, and works well for multi-output equivariance tasks.

We evaluated our approach on three applications, random graph classification, social network classification, and SAT solving. Experimental results show that our approach successfully alleviates the limitations of existing GNNs when encoding unlabeled graphs, where the number of errors drops by 74% in graph classification, and 29% in social network classification, 81% in the SAT problem.

2. Methodology

In this section, we first present problem formulation and analyze invariance and equivariance properties on unlabeled graphs. Then, we present the Dynamic Labeling and Preferential Dynamic Labeling approaches to address invariant graph classification and equivariant node classification.

2.1. Problem Definition

A problem on unlabeled graphs can be formalized as predicting output Y given a graph X . A predicate function $H(X, Y)$, specific to a task, determines if Y is appropriate for a given X . The predicate is true if and only if Y is an appropriate solution for X .

For an unlabeled graph $G = \langle V, E \rangle$, the input can be fully represented by an adjacency matrix $X \in \mathbb{X} = \{0, 1\}^{n \times n}$, where n is the number of nodes.

The target Y depends on the nature of the task. For graph classification, the target is a (oftentimes one-hot) probability vector $\mathbf{y} \in \mathfrak{Y}^{(\text{graph})} = \mathbb{R}^k$, where k is the number of target classes. For node classification, the output is a matrix $Y \in \mathfrak{Y}^{(\text{node})} = \mathbb{R}^{n \times k}$, for n nodes and k classes.

To analyze how node indexes affect (or shall not affect) a GNN, we introduce the notation S_n to represent the permutation group for $[n]$. Given $\pi \in S_n$, the action of π on an unlabeled graph $X \in \mathbb{X}$ is defined as $(\pi(X))_{i,j} = X_{(\pi^{-1}(i)), (\pi^{-1}(j))}$, and its corresponding action on $Y \in \mathfrak{Y}^{(\text{node})}$ is given by $(\pi(Y))_{i,c} = Y_{(\pi^{-1}(i)), c}$, i.e., π denotes the same shuffle on the rows and columns of X , as well as the rows of Y . The action of S_n on $\mathfrak{Y}^{(\text{graph})}$ is left undefined, because such permutation will only be applied to nodes, whereas $\mathfrak{Y}^{(\text{graph})}$ is the property of the whole graph.

2.1.1. INVARIANCE

The property of *invariance* is usually expected for graph classification. The *invariance property* means, for all permutations $\pi \in S_n$, $H(X, \mathbf{y})$ implies $H(\pi(X), \mathbf{y})$. In other words, if we permute the order of nodes, the solution should be unchanged.

For graph classification, the mapping from X to \mathbf{y} is usually a function, i.e, $H(X, \mathbf{y})$ holds for only one \mathbf{y} given any X . We may represent $\mathbf{y} = h(X)$ if $H(X, \mathbf{y})$ holds. Then, the invariance property becomes

$$h(\pi(X)) = h(X). \quad (1)$$

for every permutation $\pi \in S_n$.

2.1.2. EQUIVARIANCE

We now formulate the *equivariance property*, usually expected for node classification where $Y \in \mathbb{R}^{n \times k}$. This means that for all permutations $\pi \in S_n$, $H(X, Y)$ implies $H(\pi(X), \pi(Y))$. That is to say, if we permute the order of nodes, the solution should be changed correspondingly.

Similar to graph classification, the mapping from X to Y is usually a function, and we may denote $Y = h(X)$ if $H(X, Y)$ holds. Then, the equivariance property becomes

$$h(\pi(X)) = \pi(h(X)). \quad (2)$$

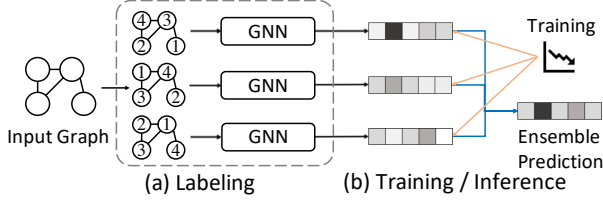


Figure 2. An overview of our Dynamic Labeling approach for graph classification.

for every permutation $\pi \in S_n$.

In the above formulation, we define the invariance property of a graph classification task and the equivariance property of a node classification task. In fact, invariance and equivariance can also be said in terms of GNN output $f(X)$, and details are not repeated. In the next section, we will present the limitations of existing GNNs for both invariance and equivariance, and provide our solutions.

2.2. Invariant Graph Classification Tasks

2.2.1. LIMITATIONS OF EXISTING GNNs

For unlabeled graphs, the graph classification is usually invariant, and thus it is desired that the GNN should also be invariant (Wu et al., 2021).

Existing approaches that use node index embeddings suffer from the labeling artefacts (Allamanis et al., 2018; Wei et al., 2020). These approaches fail to achieve the invariance property, where the output is not guaranteed to be the same if we change node indexes.

Selsam et al. (2019) solve this problem by assigning all nodes as the same embedding. This does achieve invariance, but cannot distinguish different nodes effectively, demonstrated by an example in Appendix A.

Both limitations may lead to undesired performance for invariant unlabeled graph classification.

2.2.2. OUR SOLUTION: DYNAMIC LABELING

To address the limitation mentioned, we propose the Dynamic Labeling approach for graph classification that achieves invariance in a statistical sense.

Figure 2 shows an overview of our approach. The basic idea is to assign embeddings by randomly labeling the nodes, and to use an ensemble of different node labelings to eliminate artefacts. In particular, we dynamically assign node labels during training. This serves as a way of data augmentation, and can be thought of as an ensemble over epochs. For inference, we assign multiple random labels and use an averaging ensemble for predicting the graph category.

Training. As mentioned, previous GNNs for an unlabeled graph either assign the same embedding to all nodes (Selsam et al., 2019; Zhang et al., 2020) or assign an arbitrary labeling to the nodes and represent them with table-lookup embeddings. Our intuition is that we need different embeddings to distinguish nodes, but we would also like to eliminate such labeling artefacts.

We thus propose the Dynamic Labeling technique that assigns nodes with a random permutation of labels. A node is represented by a table-lookup embedding based on the assigned label. When processing the graph in the next epoch, we re-assign node labels and lookup for a (possibly) different embedding by another random permutation.

Formally, we allocate e_1, \dots, e_N as embedding parameters in our GNN model, where N is the total number of embeddings; these embeddings have not been associated with any graph or node. In each epoch when processing a graph that has nodes $V = \{v_1, \dots, v_n\}$ with $n \leq N$ (n is the number of nodes), we randomly sample a permutation $\pi \in S_n$. Then, a node v_i is represented by $e_{\pi^{-1}(i)}$, and the graph neural network could be denoted by $\text{GNN}(e_{\pi^{-1}(1)}, \dots, e_{\pi^{-1}(n)})$, where edge information is implicit in the GNN structure.

In different training epochs, the permutation π is re-sampled even for the same data sample. Compared with an arbitrary fixed labeling of nodes (Boldi et al., 2012; Allamanis et al., 2018), our Dynamic Labeling reduces the artefacts of node labels.

The training process can be described as

$$\underset{\omega}{\text{minimize}} \sum_{(X, \mathbf{y}) \in \mathcal{D}} \sum_{\pi \in S_n} D_{\text{KL}}(\mathbf{y} \parallel f(\pi(X), \omega)), \quad (3)$$

where the \mathcal{D} is the training set, D_{KL} is the Kullback–Leibler divergence between the predictions and the ground truth, which is also equivalent to minimizing cross-entropy loss. Suppose our GNN is well trained and the minimization is achieved, we should have $f(\pi(X)) = \mathbf{y}$ and $f(X) = \mathbf{y}$, satisfying (1). In practice, the second summation (i.e., for $\pi \in S_n$) is approximated by the Monte Carlo approach, and we still have the invariance property in a statistical sense.

Inference. In inference, we apply the same idea of multiple random labelings to reduce artefacts. For a graph with nodes $\{v_1, \dots, v_n\}$, we randomly sample M different permutations π_1, \dots, π_M , and the GNN with each permutation serves as our ensemble member. In particular, M is a hyperparameter, which is not affected by the size of graph.

Consider a k -way classification problem. The GNN with permutation π_m outputs a probability by $(p_1^{(m)}, \dots, p_k^{(m)}) = \text{GNN}(e_{\pi_m^{-1}(1)}, \dots, e_{\pi_m^{-1}(k)})$. Our ensemble outputs an ultimate averaging (Polikar, 2006; 2012), given by $p_i =$

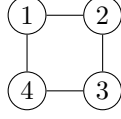


Figure 3. Graph C_4 , a circle of length 4. This graph auto-isomorphic under $\pi : 1 \mapsto 2, 2 \mapsto 3, 3 \mapsto 4, 4 \mapsto 1$.

$\frac{1}{M} \sum_{t=1}^M p_i^{(t)}$. Eventually, our Dynamic Labeling approach predicts a label by $c = \operatorname{argmax}_i \{p_i\}$.

It is noted that n -permutations of n , $P(n, n)$, grows combinatorially as n increases. However, the variance of prediction probability is reduced by $\frac{1}{M}$ for an averaging ensemble, regardless of the permutation space.

2.3. Equivariant Node Classification Tasks

2.3.1. LIMITATIONS OF EXISTING GNNs

We now consider node classification tasks for unlabeled graphs. Such a task is typically equivariant, i.e., if the node index changes, the output should change accordingly. Thus, it is tempting to design an equivariant GNN satisfying Eqn. (2) for node classification tasks on unlabeled graphs, as suggested by Wu et al. (2021). If equivariance is not achieved (e.g., assigning arbitrary embeddings), the GNN is sensitive to labeling artefacts. Previous work achieves equivariance by assigning the same embedding for all nodes (Selam et al., 2019; Xu et al., 2019).

However, we will show that an equivariant GNN as discussed above will fail on node classification problems, where multiple outputs are appropriate. That is, the mapping from X to Y is not a function, and given an input X , there exists multiple Y such that $H(X, Y)$ holds. Yet, an equivariant GNN approximates Y by a function $Y = f(X)$.

We show such approximation is, in fact, undesired in node classification applications, with an example of a non-trivial auto-isomorphic graph, i.e., there exists a non-identity permutation π such that $\pi(X) = X$. If (2) holds for f , then $\pi(X) = X$ implies $f(X) = \pi(f(X))$. This means that GNN output must be the same for all corresponding nodes shuffled by π .

This, unfortunately, may be a bad solution for various tasks. Consider the maximum independent set (MIS) problem that selects the largest number of vertices that are not directly connected. In Figure 3, for example, $\{1, 3\}$ is an MIS and $\{2, 4\}$ is also an MIS. However, an equivariant GNN cannot predict any MIS in this example, because there exists a π (e.g., $\pi : 1 \mapsto 2, 2 \mapsto 3, 3 \mapsto 4, 4 \mapsto 1$) essentially tying the output of all nodes.

It should be mentioned that we show the limitation by an example of non-trivial auto-isomorphism. Our analysis is

suggestive to real applications, where a graph often has similar local structures.

2.3.2. OUR SOLUTION

While our Dynamic Labeling ensembles in Section 2.2.2 can distinguish nodes effectively and smooth out labeling artefact, it is not appropriate if we directly apply it to equivariant node classification. If we adopt the same training process, the objective is essentially

$$\underset{\omega}{\text{minimize}} \sum_{(X,Y) \in \mathcal{D}} \sum_{\pi \in S_n} \sum_{i=1}^n D_{\text{KL}}((\pi(Y))_i \parallel f_i(\pi(X), \omega)),$$

where $(\pi(Y))_i$ and $f_i(\pi(X))$ are the i th row in a matrix, representing the target and predicted distributions of a node, respectively. However, the training objective will enforce the GNN to learn a same distribution over all auto-isomorphic nodes due to the property of KL divergence. Consider an auto-isomorphic permutation π , i.e., $\pi(X) = X$, the prediction of GNN f will satisfy $\pi(f(X)) = f(X)$. This again suffers from the limitation mentioned in Section 2.3.1.

To address this issue, we further analyze the desired equivariance property for multi-output node classification on unlabeled graphs, and propose a variant, Preferential Dynamic Labeling, that satisfies the desired property and addresses the limitation.

Generalized Equivariance Property. Equation (2) assumes the output is a function of input, given by $Y = f(X)$. We relax this constraint for multi-output node classification and analyze the equivariance property in this setting. We denote $\mathcal{F}(X) = \{Y : H(X, Y)\}$ be the set of all correct outputs given graph X .

In applications, one solution suffices during inference (and this coincides with GNNs whose output is a function of input). Moreover, the training set usually provides only one groundtruth solution $Y_* \in \mathcal{F}(X_*)$ for a specific graph X_* . We would define $\mathcal{F}_*(X)|_{\mathcal{D}}$ as a minimal equivariant subset of $\mathcal{F}(X)|_{\mathcal{D}}$ such that $Y_* \in \mathcal{F}_*(X_*)$, with the domain restricted to $\mathcal{D} = \{X : X = \pi(X_*) \text{ for some } \pi \in S_n\}$.

This starts from defining

$$\mathcal{F}_*(X_*) = \{\gamma(Y_*) : \gamma \in S_n \text{ and } \gamma(X_*) = X_*\} \quad (4)$$

Then, the equivariance property suggests $\mathcal{F}_*(X) = \pi(\mathcal{F}_*(X_*))$, if $X = \pi(X_*)$ for some π . Here, we abuse the notation as $\pi(\mathcal{F}_*(X_*)) \triangleq \{\pi(Y) : Y \in \mathcal{F}_*(X_*)\}$.

We would like to design a neural network predicting a correct solution, i.e.,

$$f(X_*) \in \mathcal{F}_*(X_*). \quad (5)$$

Due to the equivariance assumption of \mathcal{F}_* , we have

$$f(\pi(X_*)) \in \mathcal{F}_*(\pi(X_*)) = \pi(\mathcal{F}_*(X_*)). \quad (6)$$

By the definition of \mathcal{F}_* in (4), Eqn. (5) implies that there exists $\gamma_1 \in S_n$ such that $\gamma_1(X_*) = X_*$ and $f(X_*) = \gamma_1(Y_*)$. Likewise, Eqn. (6) implies that there exists $\gamma_2 \in S_n$ such that $\gamma_2(X_*) = X_*$ and $f(\pi(X_*)) = \pi\gamma_2(Y_*)$. Combining these and denoting $\gamma_2\gamma_1^{-1}$ by γ , we see that there exists $\gamma \in S_n$ such that

$$\gamma(X_*) = X_* \quad \text{and} \quad f(\pi(X_*)) = \pi\gamma(f(X_*)). \quad (7)$$

We call (7) the *generalized equivariance property*. In fact, (2) is a special case of (7), where γ is an identity permutation. However, we relax (2) by allowing an additional auto-isomorphic permutation γ in the solution space, and thus, it does not suffer from the limitation in Section 2.3.1.

The analysis shows that an ideal GNN for equivariant node classification should satisfy (7) rather than (2).

Preferential Dynamic Labeling. Inspired by the above analysis, we propose a variant of our approach, Preferential Dynamic Labeling, which asymptotically satisfies (7). During training, we dynamically sample several label assignments for an input graph in each epoch, but only train the GNN with the best labeling (i.e., having the lowest loss). Thus, we call this variant *Preferential Dynamic Labeling*. The training objective can be represented by

$$\min_{\omega} \sum_{(X,Y) \in \mathcal{D}} \min_{\pi \in S_n} \sum_{i=1}^n D_{\text{KL}}((\pi(Y))_i \parallel f_i(\pi(X), \omega)).$$

The formula is in fact an alternative view of random labeling, i.e., a random label assignment of nodes can be viewed as a permutation of both X and Y matrices.

During inference, we also assign multiple labelings, and pick the prediction that has the highest predicted probability (product of node probabilities) as our final output.

Our Preferential Dynamic Labeling does not suffer from the limitation in Section 2.3.1, because our network is not an equivariant function as in (2). However, we will achieve the generalized equivariant property (7) asymptotically, because the labeling of X is optimized out (except for auto-isomorphism) during training and inference by taking the preferred π , detailed in Appendix B.

3. Experiments

3.1. Competing Methods

We evaluated our experiments on both graph classification and node classification tasks. We chose state-of-the-art or

standard GNN architectures, but compare our approach with various embedding strategies.

Static Labeling. The static labeling assigns an embedding based on the identity of a node (e.g., x_1 and c_1 in Figure 1), although such identity does not represent meaningful semantics in different samples. Static learning is widely applied in previous work (Boldi et al., 2012; Allamanis et al., 2018).

Same Embedding. This baseline assigns all nodes in the unlabeled graph with the same embedding. This is adopted in previous work (Selsam et al., 2019; Zhang et al., 2020) to eliminate the artefacts of node labeling.

Degree Feature. An intuitive way to encode a node without labeling artefact is by its degree information, which captures some local information of the node. In this baseline, we use $1/(d_v + 1)$ as a one-dimensional, non-learnable embedding feature, where d_v is the degree of node v . We use the above formula so that the feature is in $(0, 1]$.

Degree Ranking Embedding. The drawbacks of using degree information as a single numerical feature are its low-dimensionality and non-learnability. In this baseline, we extend the idea by embedding the ranking of node degrees. Specifically, we sort all nodes by the degrees in descending order, and a node having i th largest degree is encoded by i th embedding vector e_i .

3.2. Invariant Graph Classification

3.2.1. EXPERIMENT I: RANDOM GRAPH

Our first experiment is random graph classification. The input is a randomly sampled graph, and the task is to determine which distribution the graph is sampled from.

Dataset and Settings. For each data sample, the graph is sampled as either an Erdős-Rényi graph (Erdős & Rényi, 1960), a Barabási-Albert graph (Albert & Barabási, 2002), a Watts-Strogatz small-world graph (Watts & Strogatz, 1998), or a random regular graph, with equal probability. To test the performance of our approach with different volumes of training data, we experimented with training sizes of 100, 300, 1K, and 3K. To reduce the variance of model evaluation, we generated 50K graphs for validation and another 50K for testing.

In this experiment, we adopt the widely used graph convolutional network (GCN, Kipf & Welling, 2017) as our neural architecture. Each convolution layer has 512 filters followed by a 128-dimensional fully corrected layer. The number of GCN layers was set to 5. We trained the model by cross-entropy loss with the Adam optimizer and performed early stop based on development performance.

Results. Table 1 shows the results of random graph classification with different sizes of training data.

Row #	GCN (Kipf & Welling, 2017)	Error Rate			
		Train=100	Train=300	Train=1K	Train=3K
1	Same	1.48%	0.54%	0.37%	0.26%
2	Degree Feature	4.47%	0.71%	0.25%	0.12%
3	Degree Ranking Embedding	29.76%	13.42%	3.80%	1.95%
4	Static	36.89%	15.39%	3.20%	1.97%
5	Static & Ensemble-10 (Averaging)	28.64%	8.82%	1.20%	0.60%
6	Dynamic	0.35%	0.13%	0.12%	0.04%
7	Dynamic & Ensemble-10 (Averaging)	0.22%	0.08%	0.10%	0.04%
8	Dynamic & Ensemble-10 (Sum of max prob.)	0.21%	0.10%	0.10%	0.03%
9	Dynamic & Ensemble-10 (Majority voting)	0.22%	0.09%	0.09%	0.03%

Table 1. The results of the experiments of random graph classification task. “Train= m ” means a training set of m samples. “& Ensemble-10” means that we used 10 ensembles during inference. For models without this note, we did not apply model ensembles.

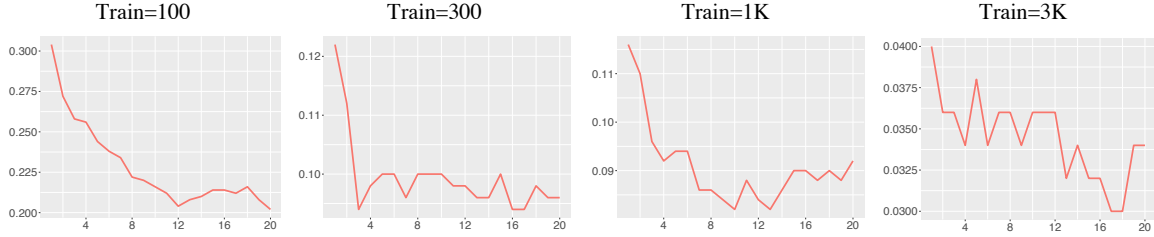


Figure 4. Error rate (y -axis) versus the number of ensemble labelings (x -axis) of our approach in Experiment I.

With a small training set (e.g., 100 samples), we observe that assigning a fixed embedding to a node (either by artificial static labeling or by degree ranking) is significantly worse than assigning the same embedding (Rows 3 and 4 vs. Row 1). Using the degree as a one-dimensional scalar feature (Row 2) is better than vector embeddings, but still worse than assigning the same embedding. The results are expected because the GNN could highly overfit to node representations, rather than graph structures, especially when the training set is small. Our approach significantly reduces the error rate from 1.48% to 0.22% with 85% fewer errors, showing the effectiveness of Dynamic Labeling for invariant graph classification problems.

When the training size increases, all models perform better and achieve high performance. Nevertheless, our approach is consistently better in all settings, with p -values of 0.0002, 0.0001, 0.0018, and 0.0008 for training sizes of 100, 300, 1K, and 3K, respectively, when compared with the best baseline.

We then analyze how the number of ensemble members affects the results, shown in Figure 4. We see that, with the increase of ensemble members, the error rate decreases. The results verify that our ensemble approach can explicitly reduce labeling artefacts during inference.

It is also observed that the improvement is more considerable from 0 to 10 ensemble members than from 10 to 20. This indicates a balance could be sought if inference efficiency is in consideration. In Table 1, we nevertheless used

GCN (Kipf & Welling, 2017)	Accuracy
Same	88.8% \pm 3.3%
Degree Feature	87.7% \pm 3.4%
Static	79.1% \pm 3.7%
Static & Ensemble-10 (Avg)	85.6% \pm 3.0%
Dynamic	91.6% \pm 2.9%
Dynamic & Ensemble-10 (Avg)	92.0% \pm 2.8%

Table 2. The results for social network classification.

10 ensemble members. In fact, the inference efficiency was not a major concern in general, because our approach can be implemented in a highly parallel fashion.

We analyzed different ensemble methods (Lines 7–9, Table 1), such as sum of max probabilities and majority voting, all in the setting of dynamic labeling for training and 10 inference ensemble labelings. As seen, these variants are similar, showing that our Dynamic Labeling is robust in different ensemble aggregation methods.

3.2.2. EXPERIMENT II: SOCIAL NETWORK

To further apply our approach, We further conducted experiments on social network classification.

Dataset and Settings. We use the publicly available REDDIT-BINARY (Yanardag & Vishwanathan, 2015) as the dataset. It contains 2,000 different social graphs. The nodes of each graph are users participated in a discussion

Row #	NLocalSAT (Zhang et al., 2020)	Error Rate				
		Test-5	Test-10	Test-20	Test-40	Avg.
1	Same	5.26%	8.17%	15.03%	27.62%	14.02%
2	Degree Feature	5.31%	8.37%	14.25%	24.94%	13.22%
3	Degree Ranking Embedding	5.45%	10.23%	16.17%	28.04%	14.97%
4	Static	6.11%	9.86%	16.89%	28.88%	15.44%
5	Static & Ensemble-10 (Averaging)	5.00%	8.77%	15.74%	29.70%	14.80%
6	Static & Ensemble-10 (Max Prob.)	1.77%	3.65%	7.86%	16.22%	7.38%
7	Dynamic	3.38%	6.17%	12.70%	23.66%	11.48%
8	Dynamic & Ensemble-10 (Averaging)	3.39%	6.07%	12.42%	23.34%	11.31%
9	Dynamic & Ensemble-10 (Max Prob.)	2.72%	5.03%	11.37%	22.06%	10.30%
10	Preferential Dynamic-10 (Max Prob.)	1.13%	1.68%	1.81%	5.24%	2.47%

Table 3. The results for SAT solving. “Test- k ” indicates a test set where each sample has k variables. “Ensemble- m ” indicates m random labelings as ensemble members. “Preferential Dynamic-10” indicates 10 random labelings as ensemble members in both training and inference of Preferential Dynamic Labeling.

thread. An edge between two nodes denotes that one of them responded to another’s comment. The task is to determine whether the input graph belongs to a community or a subreddit. Further details can be found in (Yanardag & Vishwanathan, 2015). We performed 10-fold cross validation with the same split as in Xu et al. (2019).

The hidden size was set to 64. The number of GCN layers is set to 5. We trained 350 epochs by cross-entropy loss with the Adam optimizer.

Results. Table 2 shows the results of this task. Due to the complexity of 10-fold cross-validation introduced in the standard setting, we only conducted experiment on selected competitive baselines in Experiment I.

We observe that assigning each node with its degree achieves the similar performance compared with assigning the same embedding (Same vs. Degree Feature). Our approach achieves 3 percentage points improvement on average, considerably outperforming the other baselines.

Such results are consistent to the previous experiment, confirming that Dynamic Labeling overcomes the limitation of existing invariance GNNs for graph classification problems, as expected.

3.3. Equivariant Node Classification

EXPERIMENT III: SAT SOLVING

We consider SAT solving as a node classification task. The propositional satisfiability problem (SAT) is one of the most fundamental problems in computer science. A propositional formula is said to be *satisfiable*, if there exists an assignment of propositional variables to either True or False that makes the formula True; such assignment is known as a *certificate*.

We consider a specific setting of SAT solving, where the given formula is known to be satisfiable, and the goal is

to predict a certificate, i.e., whether a variable should be assigned as True or False. This is a key step in SAT solvers.

Model. The GNN model and settings are generally adopted from the state-of-the-art NLocalSAT model (Zhang et al., 2020).

A SAT formula is represented as a bipartite graph, where a node is either a clause or a literal (see Figure 1 for an example). The nodes are represented by identifiers, which are labeling artefacts. In our experiment, we applied a convolution-based NLocalSAT model (Zhang et al., 2020), which achieves state-of-the-art performance for SAT solving. Zhang et al. (2020) use the same embedding for all clause/literal nodes. The model has 16 convolutional layers, regularized by a dropout rate of 0.1.

Dataset. We used the SAT dataset in Zhang et al. (2020). The training and development sets contain 500K and 396K SAT formulas, respectively. The number of variables in a formula is generated from a uniform distribution $U[10, 40]$, whereas the number of clauses is generated from $U[2, 6]$. For testing, the dataset contains four sets of different levels of difficulty. Specifically, the number of variables in a formula is 5, 10, 20, or 40 in each test set, denoted by Test-5, Test-10, Test-20, or Test-40, each containing 40K, 20K, 10K, or 5K test formulas.

Results. Table 3 shows the overall results for SAT solving, where the performance of a model is evaluated by the formula-level error rate, i.e., if the predicted assignment does not make the formula true, we say the model makes an error.

As mentioned, static labeling (Row 4) introduces artefacts of node identities, whereas using the same embedding (Row 1) is unable to distinguish different nodes well. The Degree Feature baseline introduced in Section 3.1 alleviates these issues and outperforms both Row 1 and Row 4. When applied our ensemble methods (Row 5–9), the performance is

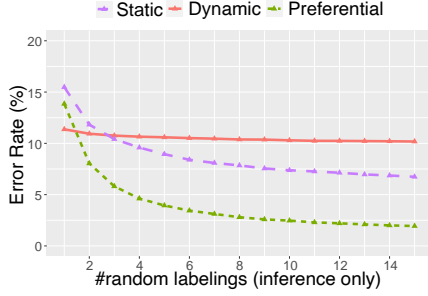


Figure 5. Error rate versus the number of random labelings during inference. All variants use the labeling with the maximum prediction probability for inference.

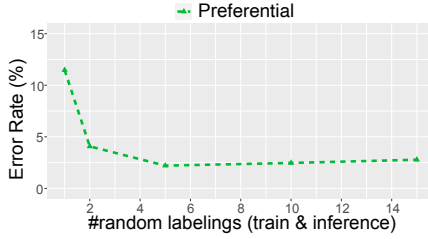


Figure 6. Error rate versus the number of random labelings during both training and inference.

consistently better than the original method.

We analyze the performance of GNN as an equivariant function (2). This can be achieved by Dynamic Labeling for training (Rows 8 and 9), or by explicitly introducing averaging ensembles during inference (Rows 5 and 8). Their performance, although better than other baselines, appear inadequate.

We then assign multiple labelings but only choose the one with the highest prediction probability. This relaxes (2) but satisfies generalized equivariance (7) during inference. We see the error rates (Rows 6 and 10) are considerably less than equivariant functions.

Moreover, our Preferential Dynamic Labeling explicitly reduces labeling artefacts during training, also largely outperforming static labeling, even choosing maximum probability during inference (Rows 10 vs. 6).

We analyze how the number of random labelings affects model performance during inference, shown in Figure 5. We observe that all models achieve higher performance with more labelings. However, the improvement for Dynamic Labeling is marginal, as it suffers from the limitation of an equivariant function, regardless of the number of labelings.

Static Labeling and Preferential Dynamic Labeling do not achieve good performance if the number of labelings is small (e.g., ≤ 2). A plausible explanation is that the few labelings during inference may not comply with the training, resulting in high variance. However, the performance im-

proves largely when we have more labelings, as these models are able to relax the function equivariance but achieve generalized equivariance asymptotically. Specifically, our proposed Preferential Dynamic Labeling is consistently better than Static Labeling by a large margin, as we are explicitly trained with the best permutation.

Finally, we analyze in Figure 6 how the number of both training and inference labelings affect the performance of Preferential Dynamic Labeling. Results show that if the number of labeling is 1, it reduces to dynamic labeling, yielding poor performance. However, the error rate drops significantly when the number increases, and becomes stable when the number is great than or equal to 5. This shows that our approach could still be applied when computational resources is restricted.

4. Related Work

Graph neural networks (GNNs) have been widely researched in recent years (Scarselli et al., 2009; Battaglia et al., 2018). GNNs have a variety of applications in different domains, ranging from social networks (Kipf & Welling, 2017; Hamilton et al., 2017), knowledge graphs (Hamaguchi et al., 2017), and programming source code (Mou et al., 2016; Mei & Zhang, 2018; Sun et al., 2019).

A common GNN architecture is the graph convolutional network (GCN, Kipf & Welling, 2017). Recently, researchers have designed various GNN architectures, such as gated graph neural network (Li et al., 2016), graph attention networks (Velickovic et al., 2018), and Transformer-based GNN (Cai & Lam, 2020; Sun et al., 2020). However, the focus of this paper is not the architecture design. Rather, we focus on node representations in unlabeled graphs.

Node representations is an important step in GNNs. DeepWalk (Perozzi et al., 2014) learns the node presentation by predicting the neighbors in an unsupervised way. Such pretraining-style node embedding does not generalize to new graphs. In certain applications, researchers apply a node by contextual information. For example, a code identifier is represented by subtokens in Allamanis et al. (2015), and a node in a knowledge graph is represented by text in Lin et al. (2016).

The embedding of nodes in unlabeled graphs is not extensively addressed in previous literature. Existing work generally applies either an arbitrary labeling (Allamanis et al., 2018) or the same embedding (Selsam et al., 2019; Zhang et al., 2020), which suffer from several limitations as discussed in this paper. To address this, we propose Dynamic Labeling for invariant graph classification tasks, and Preferential Dynamic Labeling for equivariance node classification tasks.

5. Conclusion

In this paper, we analyze the limitation of existing GNNs for unlabeled graphs. We propose Dynamic Labeling to address invariant graph classification; we further propose Preferential Dynamic Labeling to address equivariant node classification problems. Especially, our Preferential Dynamic Labeling relaxes the constraint of being an equivariant function, but achieves generalized equivariance asymptotically. We conducted extensive experiments on various tasks to demonstrate the effectiveness of our approach.

References

- Albert, R. and Barabási, A.-L. Statistical mechanics of complex networks. *Reviews of Modern Physics*, 74 (1):47, 2002. URL <https://doi.org/10.1103/RevModPhys.74.47>.
- Allamanis, M., Barr, E. T., Bird, C., and Sutton, C. Suggesting accurate method and class names. In *ESEC/FSE*, pp. 38–49, 2015. URL <https://doi.org/10.1145/2786805.2786849>.
- Allamanis, M., Brockschmidt, M., and Khademi, M. Learning to represent programs with graphs. In *ICLR*, 2018. URL <https://openreview.net/forum?id=BJOFETxR->.
- Backstrom, L., Dwork, C., and Kleinberg, J. M. Wherefore art thou r3579x?: anonymized social networks, hidden patterns, and structural steganography. In *WWW*, pp. 181–190, 2007. URL <https://doi.org/10.1145/1242572.1242598>.
- Battaglia, P. W., Hamrick, J. B., Bapst, V., Sanchez-Gonzalez, A., Zambaldi, V., Malinowski, M., Tacchetti, A., Raposo, D., Santoro, A., Faulkner, R., et al. Relational inductive biases, deep learning, and graph networks. *arXiv preprint*, 2018. URL <https://arxiv.org/abs/1806.01261>.
- Boldi, P., Bonchi, F., Gionis, A., and Tassa, T. Injecting uncertainty in graphs for identity obfuscation. *VLDB Endow.*, pp. 1376–1387, 2012. URL <https://doi.org/10.14778/2350229.2350254>.
- Cai, D. and Lam, W. Graph transformer for graph-to-sequence learning. In *AAAI*, pp. 7464–7471, 2020. URL <https://doi.org/10.1609/aaai.v34i05.6243>.
- Erdős, P. and Rényi, A. On the evolution of random graphs. *Publ. Math. Inst. Hung. Acad. Sci.*, 5(1):17–60, 1960.
- Hamaguchi, T., Oiwa, H., Shimbo, M., and Matsumoto, Y. Knowledge transfer for out-of-knowledge-base entities: A graph neural network approach. In *IJCAI*, pp. 1802–1808, 2017. URL <https://doi.org/10.24963/ijcai.2017/250>.
- Hamilton, W. L., Ying, Z., and Leskovec, J. Inductive representation learning on large graphs. In *NIPS*, pp. 1024–1034, 2017. URL <https://proceedings.neurips.cc/paper/2017/hash/5dd9db5e033da9c6fb5ba83c7a7e9bea9-Abstract.html>.
- Kipf, T. N. and Welling, M. Semi-supervised classification with graph convolutional networks. In *ICLR*, 2017. URL <https://openreview.net/forum?id=SJU4ayYgl>.
- Li, Y., Tarlow, D., Brockschmidt, M., and Zemel, R. S. Gated graph sequence neural networks. In *ICLR*, 2016. URL <http://arxiv.org/abs/1511.05493>.
- Lin, Y., Liu, Z., and Sun, M. Knowledge representation learning with entities, attributes and relations. In *IJCAI*, pp. 2866–2872, 2016. URL <http://www.ijcai.org/Abstract/16/407>.
- Mei, H. and Zhang, L. Can big data bring a breakthrough for software automation? *SCIENCE CHINA Information Sciences*, 61(5):056101:1–056101:3, 2018. URL <https://doi.org/10.1007/s11432-017-9355-3>.
- Mou, L., Li, G., Zhang, L., Wang, T., and Jin, Z. Convolutional neural networks over tree structures for programming language processing. In *AAAI*, pp. 1287–1293, 2016. URL <http://www.aaai.org/ocs/index.php/AAAI/AAAI16/paper/view/11775>.
- Perozzi, B., Al-Rfou, R., and Skiena, S. DeepWalk: Online learning of social representations. In *SIGKDD*, pp. 701–710, 2014. URL <https://doi.org/10.1145/2623330.2623732>.
- Polikar, R. Ensemble based systems in decision making. *IEEE Circuits and Systems Magazine*, 6(3):21–45, 2006. URL <https://doi.org/10.1109/MCAS.2006.1688199>.
- Polikar, R. Ensemble learning. In *Ensemble Machine Learning*, pp. 1–34. Springer, 2012. URL https://doi.org/10.1007/978-1-4419-9326-7_1.
- Scarselli, F., Gori, M., Tsoi, A. C., Hagenbuchner, M., and Monfardini, G. The graph neural network model. *IEEE Trans. Neural Networks*, 20(1):61–80, 2009. URL <https://doi.org/10.1109/TNN.2008.2005605>.

- Selsam, D., Lamm, M., Bünz, B., Liang, P., de Moura, L., and Dill, D. L. Learning a SAT solver from single-bit supervision. In *ICLR*, 2019. URL https://openreview.net/forum?id=HJMC_iA5tm.
- Shervashidze, N., Schweitzer, P., Van Leeuwen, E. J., Mehlhorn, K., and Borgwardt, K. M. Weisfeiler-lehman graph kernels. *Machine Learning Research*, 12(9), 2011. URL <http://dl.acm.org/citation.cfm?id=2078187>.
- Sun, Z., Zhu, Q., Mou, L., Xiong, Y., Li, G., and Zhang, L. A grammar-based structural CNN decoder for code generation. In *AAAI*, volume 33, pp. 7055–7062, 2019. URL <https://doi.org/10.1609/aaai.v33i01.33017055>.
- Sun, Z., Zhu, Q., Xiong, Y., Sun, Y., Mou, L., and Zhang, L. Treegen: A tree-based Transformer architecture for code generation. In *AAAI*, pp. 8984–8991, 2020. URL <https://doi.org/10.1609/aaai.v34i05.6430>.
- Velickovic, P., Cucurull, G., Casanova, A., Romero, A., Liò, P., and Bengio, Y. Graph attention networks. In *ICLR*, 2018. URL <https://openreview.net/forum?id=rJXMpikCZ>.
- Wang, X., Ye, Y., and Gupta, A. Zero-shot recognition via semantic embeddings and knowledge graphs. In *CVPR*, pp. 6857–6866, 2018. URL <https://doi.org/10.1109/CVPR.2018.00717>.
- Watts, D. J. and Strogatz, S. H. Collective dynamics of ‘small-world’ networks. *NATURE*, 393(6684):440, 1998. URL <https://doi.org/10.1038/30918>.
- Wei, J., Goyal, M., Durrett, G., and Dillig, I. LambdaNet: Probabilistic type inference using graph neural networks. In *ICLR*, 2020. URL <https://openreview.net/forum?id=Hkx6hANTwH>.
- Wu, Z., Pan, S., Chen, F., Long, G., Zhang, C., and Yu, P. S. A comprehensive survey on graph neural networks. *IEEE Trans. Neural Networks Learn. Syst.*, 32(1):4–24, 2021. URL <https://doi.org/10.1109/TNNLS.2020.2978386>.
- Xu, K., Hu, W., Leskovec, J., and Jegelka, S. How powerful are graph neural networks? In *ICLR*, 2019. URL <https://openreview.net/forum?id=ryGs6iA5Km>.
- Yanardag, P. and Vishwanathan, S. V. N. Deep graph kernels. In *SIGKDD*, pp. 1365–1374, 2015. URL <https://doi.org/10.1145/2783258.2783417>.
- Zhang, W., Sun, Z., Zhu, Q., Li, G., Cai, S., Xiong, Y., and Zhang, L. NLocalSAT: Boosting local search with solution prediction. In *IJCAI*, pp. 1177–1183, 2020. URL <https://doi.org/10.24963/ijcai.2020/164>.

A. Limitations of Existing GNNs for Invariant Graph Classification Tasks

In this appendix, we supplement the argument in Section 2.2.1 that using one embedding to achieve invariance has limitations in graph classification.

We consider a common graph convolutional network (GCN) for binary graph classification tasks, where they learn a hidden layer representation for each node by encoding its node vector with the neighbors via a set of fully-connected layers and use a global pooling to get the final output. We will compare the one embedding approach and our Dynamic Labeling by the hypothesis class $\mathcal{H} \subseteq \{h : \mathcal{X} \rightarrow \{0, 1\}\}$, i.e., all the prediction functions that can be represented by the model.

Theorem A.1. *Given any GCN structure, $\mathcal{H}_{\text{same}}$ is a subset of our Dynamic Labeling $\mathcal{H}_{\text{dynamic}}$. If the GCN has enough dimensions and layers, then $\mathcal{H}_{\text{same}}$ is a strict subset of $\mathcal{H}_{\text{dynamic}}$.*

Proof. In our Dynamic Labeling, it is allowed to learn all embeddings to be the same, showing that $\mathcal{H}_{\text{same}} \subseteq \mathcal{H}_{\text{dynamic}}$. To show $\mathcal{H}_{\text{same}}$ can be a strict subset of $\mathcal{H}_{\text{dynamic}}$ under certain circumstances, we only need to give one problem, for which any GCN using one embedding cannot classify but our Dynamic Labeling is able to classify correctly.

This is shown in Figure 7, where $h_{\text{same}}(X_a) = h_{\text{same}}(X_b)$ because every node has the same neighbors, all represented by the same embedding, and thus their prediction must be the same (Xu et al., 2019). For Dynamic Labeling, we successfully trained a GCN (2 convolutional layers of 8 dimensions) that achieves 100% accuracy in classifying X_a and X_b for all possible labelings. Noticing that if we increase GCN dimensions or layers, the model capacity would not be reduced. This essentially implies that if GCN has large enough dimensions and layers, $\mathcal{H}_{\text{dynamic}}$ is strictly more powerful than $\mathcal{H}_{\text{same}}$. \square

Note that, for the purpose of analyzing $\mathcal{H}_{\text{dynamic}}$, we consider the average of all possible labelings as the prediction. In practice, we only sample a few, and thus our approach becomes a Monte Carlo algorithm.

Our theorem shows the limitation of achieving invariance by using the same embeddings. Xu et al. (2019) show that GCN using one embedding achieves invariance, but its discrimination power will not exceed WL test (Shervashidze et al., 2011) (which cannot distinguish the two graphs in Figure 7 either). The Static Labeling, on the other hand, does not suffer from this limitation, but cannot achieve invariance. Our Dynamic Labeling combines the merits of both, as we do not have the limitation and also achieve invariance in expectation for graph classification.

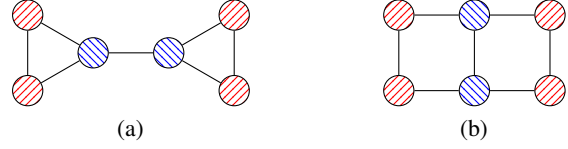


Figure 7. Two graphs that cannot be distinguished by a common GCN. A fill patterns of nodes stands for a kind of nodes. In these two graphs, nodes with the same fill patterns are always in the same category by a common GCN.

B. Generalized Equivariance Property

In this appendix, we show that the inference of our Preferential Dynamic Labeling asymptotically satisfies the generalized equivariance property for node classification, if we have enough sampled permutations.

During our inference, we assign multiple labelings to a graph, and pick the prediction that has the highest predicted probability as our output. Formally, we consider the joint predicted probability of a graph X with labeling τ as

$$s(X, \tau) = \prod_{i=1}^n \max_{j=1, \dots, k} f_{ij}(\tau(X)), \quad (8)$$

where f denotes a GNN function, $f(\cdot)$ outputs an $n \times k$ matrix, where n is the number of nodes and k is the number of category. The i th row is the predicted probability distribution of the i th node.

During inference, we have multiple labelings τ . We pick the best one that maximizes $s(X, \tau)$, given by

$$\tau_*^{(X)} = \operatorname{argmax}_{\tau \in S_n} s(\tau(X)). \quad (9)$$

The prediction of our Preferential Dynamic Labeling is

$$\hat{Y}(X) = \left(\tau_*^{(X)} \right)^{-1} \left(f \left(\tau_*^{(X)}(X) \right) \right). \quad (10)$$

It is noted that an input graph is represented as an adjacency matrix X . When we perform node labeling, we permute the nodes by $\tau_*^{(\pi(X))}$. After GNN processing, we need an inverse permutation $(\tau_*^{(X)})^{-1}$ to obtain the predictions for X , because our prediction should be corresponding to the original graph X , rather than $\tau_*^{(X)}(X)$.

Theorem B.1. *$\hat{Y}(\cdot)$ achieves generalized equivariance, i.e., for any graph X and permutation $\pi \in S_n$, there exists $\gamma \in S_n$ such that $\gamma(X) = X$ and $\hat{Y}(\pi(X)) = \pi\gamma(\hat{Y}(X))$.*

Proof. Consider any graph X and permutation π . Replacing X by $\pi(X)$ in Eqn. (9), we have

$$\tau_*^{(\pi(X))} = \operatorname{argmax}_{\tau \in S_n} s(\tau(\pi(X))) \quad (11)$$

Notice that the argmax operators in Eqn. (9) and Eqn. (11) are taken over the same set. Their optima should be achieved by the same element, i.e., $\tau_*^{(X)}(X) = \tau_*^{(\pi(X))}\pi(X)$.

This essentially means that the two permutations $\tau_*^{(X)}$ and $\tau_*^{(\pi(X))}\pi$ yield the same result on X , implying that they are the same, except for an auto-isomorphic permutation. In other words, there exists γ such that $\gamma(X) = X$ and

$$\tau_*^{(X)} = \tau_*^{(\pi(X))}\pi\gamma \quad (12)$$

which can be transformed as

$$\tau_*^{(\pi(X))} = \tau_*^{(X)}\gamma^{-1}\pi^{-1}. \quad (13)$$

Replacing X by $\pi(X)$ in Eqn. (10), we have

$$\hat{Y}(\pi(X)) = (\tau_*^{(\pi(X))})^{-1}(f(\tau_*^{(\pi(X))}\pi(X))) \quad (14)$$

$$= \pi\gamma(\tau_*^{(X)})^{-1}(f(\tau_*^{(X)}\gamma^{-1}\pi^{-1}\pi(X))) \quad (15)$$

$$= \pi\gamma(\tau_*^{(X)})^{-1}(f(\tau_*^{(X)}(X))) \quad (16)$$

$$= \pi\gamma(\hat{Y}(X)) \quad (17)$$

where (15) is due to the substitution with (13); (16) is due to the cancellation of $\pi^{-1}\pi$ and the auto-isomorphism of γ , i.e., $\gamma(X) = X$; and (17) is due to the definition of \hat{Y} in (10). \square

It should be mentioned that our inference criteria, when applied to any model, achieves the generalized equivariant property for node classification tasks. However, the Dynamic Labeling approach further satisfies the property of an equivariant function (2), which is undesired as discussed in Section 2.3.1. The Static Labeling (i.e., using a fixed by arbitrary labeling) introduces artefacts during training, and thus is prone to overfitting. Further, it is possible that the training set contains isomorphic graphs (in practice, similar graphs or sub-structures), in which case their arbitrary labelings may not correspond and the cross-entropy loss will train an even distribution over multiple plausible outputs. By contrast, our Preferential Dynamic Labeling assigns different labelings during training, but only performs gradient update with the best labeling. This eliminates labeling artefacts and avoids the labeling conflicts of isomorphic graphs in the training set. Generally speaking, our Preferential Dynamic Labeling does not satisfy the property of an equivariant function, but achieves generalized equivariance.