

# Shadow Image Enlargement Distortion Removal

Raid R. Al-Nima, Ali N. Hamoodi, Radhwan Y. Al-Jawadi, and Ziad S. Mohammad

*Northern Technical University / Mosul / Iraq*

**Abstract**—This project aims to adopt preprocessing operations to get less distortions for shadow image enlargement. The preprocessing operations consists of three main steps: first enlarge the original shadow image by using any kind of interpolation methods, second apply average filter to the enlargement image and finally apply the unsharp filter to the previous averaged image. These preprocessing operations leads to get an enlargement image very close to the original enlarge image for the same shadow image. Then comparisons established between the adopted image and original image by using different types of interpolation and different alfa values for unsharp filter to reach the best way which have less different errors between the two images.

**Keywords**—Shadow image, Interpolation, Enlargement, Distortion.

## I. INTRODUCTION

Polynomial interpolation methods have been studied quite extensively in the signal and image processing literature of the past three decades[1-3].

Interpolation is the process of estimating the values of a continuous function from discrete samples. Image processing applications of interpolation include image magnification or reduction, subpixel image registration, to correct spatial distortions, and image decompression, as well as others of the many image interpolation techniques available, nearest neighbour, bilinear and cubic convolution are the most common, and will be talked about here. Since interpolation provides a perfect reconstruction of a continuous function, provided that the data was obtained by uniform sampling at or above the nyquist rate. Image data is generally acquired at a much lower sampling rate. The mapping between the unknown high-resolution image and the low-resolution image is not invertible. One of the essential aspects of interpolation is efficiency since the amount of data associated with digital images is large.

For the related works, An image adaptive threshold imposed on the multi scale products is calculated to identify the significant structures in 2003 [4]. Then, a camera noise model are described and show how it can be combined with a set of parameterized camera response functions to develop a prior on the noise response by estimate the noise level function in 2006 [5]. Also, a method for automatic noise estimation and removal of noise is proposed but from a single image in 2008 [6]. Moreover, for shadow image (medical X-Ray) a noise removal method is proposed by wavelet domain in 2008 [7].

This study aims to adopt preprocessing operations to get less distortions for shadow image enlargement (i.e get an

enlargement shadow image very close to the original enlarge image).

## II. IMAGE ZOOMING METHODS

The general form for an interpolation function is:

$$g(x) = \sum_K c_K u(\text{distance}_K) \dots\dots\dots(1)$$

where  $g(\cdot)$  is the interpolation function,  $u(\cdot)$  is the interpolation Kernel,  $\text{distance}_K$  is the distance from the point under consideration,  $x$ , to the grid point,  $x_K$  and  $c_K$  are the interpolation coefficients. The  $c_K$ 's are chosen such that  $g(x_K) = f(x_K)$  for all  $x_K$ . this means that the grid point values should not change in the interpolation image.

### A. Nearest neighbour interpolation

Nearest neighbour interpolation, the simplest method, determines the grey level value from the closest pixel to the special input coordinates, and assigns that value to the output coordinates. It should be noted that this method does not really interpolate values, it just copies existing values[4]. Since it does not alter values, it is preferred if subtle variations in the grey level values need to be retained.

For one-dimension nearest neighbour interpolation, the number of grid points needed to evaluate the nearest neighbour interpolation, the number of grid points needed to evaluate the interpolation function is four.

For nearest neighbour interpolation, the interpolation kernel for each direction is:

$$u(s) = \begin{cases} 0 & |s| > 0.5 \\ 1 & |s| < 0.5 \end{cases} \dots\dots\dots(2)$$

where  $s$  is the distance between the point to be interpolated and the grid point being considered. The interpolation coefficients  $C_K = f(x_K)$ .

### B. Bilinear interpolation

Bilinear interpolation determine the grey level value from the weighted average of the four closest pixels to the specified input coordinates, and assigns that value to the output coordinates[8].

First, two linear interpolations are performed in one direction (horizontally in this paper) and then one more linear interpolation is performed in the perpendicular direction (vertically in this paper).

For one-dimension linear interpolation, the number of grid points needed to evaluate the interpolation function is two. For bilinear interpolation (linear interpolation in two dimensions), the number of grid points needed to evaluate the interpolation function is four.

For linear interpolation, the interpolation kernel is:

$$u(s) = \begin{cases} 0 & |s| > 1 \\ 1 - |s| & |s| < 1 \end{cases} \dots\dots\dots(3)$$

where  $s$  is the distance between the point to be interpolated and the grid point being considered. The interpolation coefficients  $C_K = f(x_K)$ .

### C. Cubic convolution interpolation

Cubic convolution interpolation determines the grey level value from the weighted average of the 16 closest pixels to the specified input coordinates, and assigns that value to the output coordinates [8].

The image is slightly sharper than produced by bilinear interpolation, and it does not have the disjointed appearance produced by nearest neighbour interpolation.

For one-dimension cubic convolution interpolation, the number of grid points needed to evaluate the interpolation function is four, two grid points on either side of the point under consideration. For bicubic interpolation (cubic convolution interpolation in two dimensions), the number of grid points needed to evaluate the interpolation function is 16, two grid points on either side of the point under consideration for both horizontal and vertical directions. The grid points needed in one dimension and two dimension cubic convolution interpolation are shown in Fig. 1.

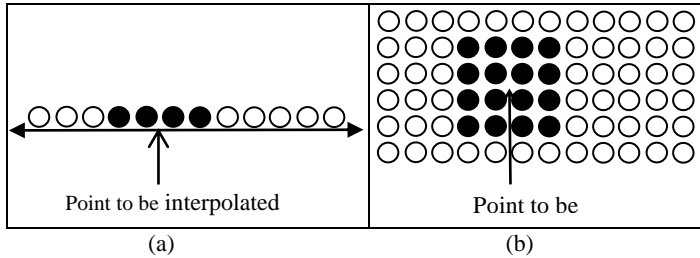


Fig. 1: (a) Grid points need in one-dimension and (b) Grid points need in two-dimension convolution interpolation

The one-dimension cubic convolution interpolation kernel is[9-10]:

$$u(s) = \begin{cases} 3/2|s|3 - 5/2|s|2 + 1 & 0 \leq |s| < 1 \\ -1/2|s|3 - 5/2|s|2 - 4|s| + 2 & 1 \leq |s| < 2 \\ 0 & 2 < |s| \end{cases} \dots\dots\dots(4)$$

Where  $s$  is the distance between the point to be interpolated and the grid point being considered. A plot of the one-dimension cubic convolution interpolation kernel  $v_s s$  is shown in Fig. 2:

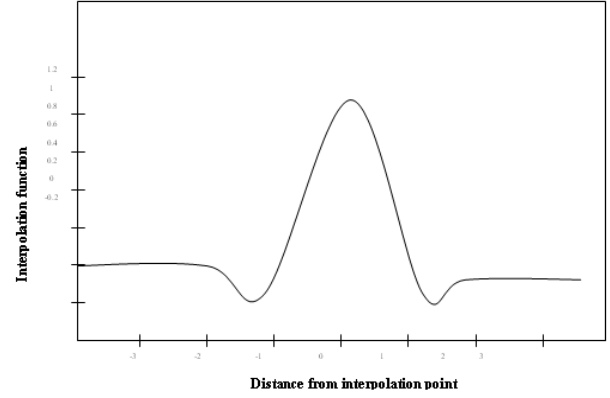


Fig.2: Cubic convolution interpolation kernel  $v_s s$

For two dimensional interpolation, the one-dimensional interpolation function is applied in both directions. It is a separable extension of the one-dimensional interpolation function. Given a point  $(x,y)$  to interpolate, where  $x_K < x < x_{K+1}$  and  $y_K < y < y_{K+1}$ , the two-dimensional cubic convolution interpolation function is:

$$g(x, y) = \sum_{l=-1}^2 \sum_{m=-1}^2 C_{j+l, k+m} u(\text{distance}_x) u(\text{distance}_y) \dots\dots\dots(5)$$

where  $u(\ )$  is the interpolation function of equation (4), and  $\text{distance}_x$  and  $\text{distance}_y$  are the  $x$  and  $y$  distances from the four grid points in each direction. For non-boundary points, the interpolation coefficients,  $C_{jk}$ 's are given by  $C_{jk} = f(x_j, y_k)$ .

### D. Computational and Computation time

Nearest neighbour interpolation is the most efficient in terms of computation time. Bilinear interpolation requires 2 to 4 times the computation time of nearest neighbour interpolation. Cubic convolution interpolation requires about 10 times the computation time of nearest neighbour interpolation.

### E. Accuracy

Nearest neighbour interpolation generally performs poorly. This image may be spatially offset by up to  $1/2$  a pixel, causing a jagged or blocky appearance. Bilinear interpolation generates an image of smoother appearance than nearest neighbour interpolation, but the grey levels are altered in the process, resulting in blurring or loss of image resolution.

## III. THE PREPROCESSING OPERATIONS

The preprocessing operations consist of three main steps: first enlarge the original shadow image (See Fig. 3) by using any kind of the previous interpolated methods, second apply average filter to the enlargement image and finally apply the unsharp filter to the previous averaged image.



Fig. 3: The original shadow image before enlargement

#### A. Average filter

An averaging filter is useful for removing grain noise from a photograph. Because each pixel gets set to the average of the pixels in its neighborhood, local variations caused by grain are reduced. That each output pixel is set to an "average" of the pixel values in the neighbourhood of the corresponding input pixel [8]. Thus, the coefficients of this filter are:

$P_1$	$P_2$	$P_3$
$P_4$	$P_{AV}$	$P_5$
$P_6$	$P_7$	$P_8$

Where:

$P_1, P_2, \dots, P_8$ : The neighbourhood pixels.  
 $P_{AV}$ : The middle pixel of mask.

So, the middle coefficient is calculated as average in the output image by equation (2.10):

$$P_{AV} = \frac{(P_1 + P_2 + \dots + P_8)}{8} \dots\dots\dots(6)$$

#### B. Unsharp filter

The unsharp masking enhancement algorithm is a representative example of the practical image sharpening methods. Image sharpening deals with enhancing detail information in an image. The detailed information is typically contained in the high spatial frequency components of the image. The details of information includes edges and, in general, corresponds to image features that are spatially small. This piece of information is visually important because it delineates object and feature boundaries and is important for textures in objects [11].

An unsharp masking filter which is created from the negative of the Laplacian filter with parameter alpha is shown below in equation (2.9):

$$-\nabla^2 \approx \frac{1}{(\alpha+1)} \begin{bmatrix} -\alpha & \alpha-1 & -\alpha \\ \alpha-1 & \alpha+5 & \alpha-1 \\ -\alpha & \alpha-1 & -\alpha \end{bmatrix} \dots\dots\dots(7)$$

Alpha must be in the range of 0.0 to 1.0[8].

### IV. RESULTS

- i- A comparison of the implementation of nearest neighbour interpolation with Matlab's implementation shows some interesting results. The interpolated images are shown in Fig. 4.

interesting results. The interpolated images are shown in Fig. 4.

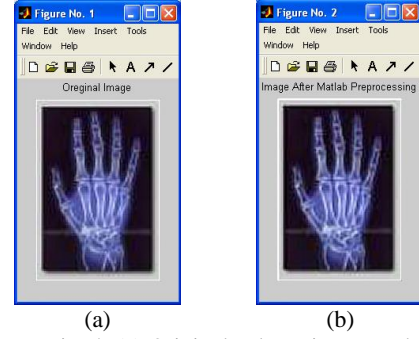


Fig. 4: (a) Original enlarge image and (b) Matlab's implementation of nearest neighbour interpolation

- ii- A comparison of the implementation of bilinear interpolation with Matlab's implementation shows some interesting results. The interpolated images are shown in Fig. 5.




Fig. 5: (a) Original enlarge image and (b) Matlab's implementation of bilinear interpolation

- iii- A comparison of the implementation of bicubic interpolation with Matlab's implementation shows some interesting results. The interpolated images are shown in Fig. 6.

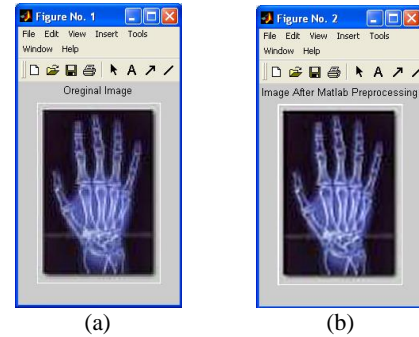


Fig. 6: (a) Original enlarge image and (b) Matlab's implementation of bicubic interpolation

The error ratio (difference) between the original image and Matlab's implementation of nearest neighbour interpolation for different alpha are computation from program. The relationship between alpha and the error ratio (difference) is illustrated in Table I.

Table I

Alfa	Error
0.0	0.048300%
0.1	0.048258%
0.2	0.047799%
0.3	0.047928%
0.4	0.047707%
0.5	0.047661%
0.6	0.047447%
0.7	0.047583%
0.8	0.047560%
0.9	0.047561%
1.0	0.046225%

The error ratio (difference) between the original image and Matlab's implementation of bilinear convolution interpolation for different alfa are computation from program. The relationship between alfa and the error ratio (difference) is illustrated in Table II.

Table II

Alfa	Error
0.0	0.045246%
0.1	0.045245%
0.2	0.044921%
0.3	0.045062%
0.4	0.044859%
0.5	0.044853%
0.6	0.044729%
0.7	0.044823%
0.8	0.044824%
0.9	0.044824%
1.0	0.043541%

The error ratio (difference) between the original image and Matlab's implementation of bicubic convolution interpolation for different alfa are computation from program. The relationship between alfa and the error ratio (difference) is illustrated in Table III.

Table III

Alfa	Error
0.0	0.047914%
0.1	0.047903%
0.2	0.047507%
0.3	0.047637%
0.4	0.047402%
0.5	0.047382%
0.6	0.047237%
0.7	0.047322%
0.8	0.047315%
0.9	0.047315%
1.0	0.045980%

The suggested method can be considered as one of suggestable techniques as in [12-70].

## V. CONCLUSION

- Preprocessing operations can be implement to enlarge shadow image with less distortions (i.e very close to the original enlarge image).

- In the unsharpe filter, when the alfa value is big it gives best results than when it is small in the shadow image.
- The bilinear method of interpolation attained to the best results with alfa value equal to one.
- The adopted method success in shadow image enlargement.

## REFERENCES

- [1] T. M. Lehmann, C. Gönner, and K. Spitzer, "Survey: Interpolation methods in medical image processing," *IEEE Trans. Med. Imag.*, vol. 18, pp. 1049–1075, Nov. 1999.
- [2] P. Thévenaz, T. Blu, and M. Unser, "Interpolation revisited," *IEEE Trans. Med. Imag.*, vol. 19, pp. 739–758, July 2000.
- [3] E. H. W. Meijering, W. J. Niessen, and M. A. Viergever, "Quantitative evaluation of convolution-based methods for medical image interpolation," *Med. Image Anal.*, vol. 5, no. 2, pp. 111–126, 2001.
- [4] Paul Bao and Lei Zhang, "Noise Reduction for Magnetic Resonance Images via Adaptive Multiscale Products Thresholding", *IEEE Transactions on Medical Imaging*, VOL. 22, NO. 9, SEPTEMBER 2003.
- [5] Ce Liu, *et. al.*, "Noise Estimation from a Single Image", *IEEE Conference on Computer Vision and Pattern Recognition*, 2006.
- [6] Richard Szeliski, *et. al.*, "Automatic Estimation and Removal of Noise from a Single Image", *IEEE TRANSACTIONS ON PATTERN ANALYSIS AND MACHINE INTELLIGENCE*, VOL. 30, NO. 2, FEBRUARY 2008.
- [7] Ling Wang, *et. al.*, "Noise Removal for Medical X-Ray Images in Wavelet Domain", *Electrical Engineering in Japan*, Vol. 163, No. 3, 2008.
- [8] The MathWorks Inc., "Image Processing Toolbox For Use with MATLAB", Ver. 8, 2010, MA, USA.
- [9] Erik Meijering and Michael Unser, "A Note on Cubic Convolution Interpolation", *IEEE Transactions on Image Processing*, VOL. 12, NO. 4, APRIL 2003.
- [10] E. Catmull and R. Rom, "A class of local interpolating splines," in *ComputerAided Geometric Design*, R. E. Barnhill and R. F. Riesenfeld, Eds. New York: Academic, 1974, pp. 317–326.
- [11] S. E. Umbaugh, "Computer vision and image processing: A practical approach using CVPtools", Prentice Hall PTR, 1998.
- [12] Abdulsattar M. Ibrahim, Abdulrahman K. Eesee, and Raid Rafi Omar Al-Nima, "Deep Fingerprint Classification Network", *TELKOMNIKA Telecommunication, Computing, Electronics and Control*, Vol. 19, No. 3, 2021.
- [13] Lubab H. Albak, Raid Rafi Omar Al-Nima, and Arwa Hamid Salih, "Palm print Verification Based Deep Learning", *TELKOMNIKA Telecommunication, Computing, Electronics and Control*, Vol. 19, No. 3, 2021.

- [14] Raid R. Al-Nima, Fawaz S. Abdullah, and Ali N. Hamoodi, "Design a Technology Based on the Fusion of Genetic Algorithm, Neural Network and Fuzzy Logic", *arXiv:2102.08035*, 2021.
- [15] Mohand Lokman Al-dabag, Haider Th. Salim ALRikabi, and Raid Rafi Omar Al-Nima, "Anticipating Atrial Fibrillation Signal Using Efficient Algorithm", *International Journal of Online and Biomedical Engineering (iJOE)*, Vol. 17, No. 02, pp. 106-120, 2021.
- [16] Arwa Hamed Salih Hamdany, Raid Rafi Omar Al-Nima, and Lubab H. Albak, "Translating cuneiform symbols using artificial neural network", *TELKOMNIKA Telecommunication, Computing, Electronics and Control*, Vol. 19, No. 2, pp. 438-443, 2021. DOI: 10.12928/TELKOMNIKA.v19i2.16134
- [17] Raid Rafi Omar Al-Nima, Muhammed Khidr Jarjes, Ahmed Waled Kasim, and Sinan S. Mohammed Sheet, "Human Identification using Local Binary Patterns for Finger Outer Knuckle", In *2020 IEEE 8th Conference on Systems, Process and Control (ICSPPC)*, Melaka, Malaysia, pp. 7-12, 2020.
- [18] Ammar Sameer Anaz, Raid Rafi Omar Al-Nima, and Moatasem Yaseen Al-Ridha, "Multi-Encryptions System Based on Autoencoder Deep Learning Network", *Solid State Technology*, Vol. 63, Issue 6, 2020.
- [19] Wai Lok Woo, Bin Gao, Raid Rafi Omar Al-Nima, and Wing-Kuen Ling, "Development of Conversational Artificial Intelligence for Pandemic Healthcare Query Support", *International Journal of Automation, Artificial Intelligence and Machine Learning*, Vol. 1, Issue 1, 2020.
- [20] Marwa MohamedSheet AL-Hatab, Raid Rafi Omar Al-Nima, Ilaria Marcantoni, Camillo Porcaro, and Laura Burattini, "Classifying Various Brain Activities by Exploiting Deep Learning Techniques and Genetic Algorithm Fusion Method", *TEST Engineering & Management*, Vol. 83, pp. 3035-3052, 2020.
- [21] Marwa MohamedSheet AL-Hatab, Raid Rafi Omar Al-Nima, Ilaria Marcantoni, Camillo Porcaro, and Laura Burattini, "Comparison Study Between Three Axis Views of Vision, Motor and Pre-Frontal Brain Activities", *Journal of Critical Reviews*, Vol. 7, Issue 5, pp. 2598-2607, 2020. doi:10.31838/jcr.07.05.430
- [22] Raid Rafi Omar Al-Nima, Saba Qasim Hasan, and Sahar Esmail, "Exploiting the Deep Learning with Fingerphotos to Recognize People", *International Journal of Advanced Science and Technology*, Vol. 29, No. 7, pp. 13035 – 13046, 2020.
- [23] Musab T. S. Al-Kaltakchi, Raid Rafi Omar Al-Nima, Mahmood Alfathe, and Mohammed A. M. Abdullah, "Speaker Verification Using Cosine Distance Scoring with i-vector Approach", in *2020 International Conference on Computer Science and Software Engineering (CSASE)*, IEEE, 2020.
- [24] Raid R. O. Al-Nima, Tingting Han, Taolue Chen, Satnam Dlay, and Jonathon Chambers, "Finger Texture Biometric Characteristic: a Survey", *arXiv preprint arXiv:2006.04193*, 2020.
- [25] Musab T. S. Al-Kaltakchi, Raid R. O. Al-Nima, and Mohammed A. M. Abdullah, "Comparisons of extreme learning machine and backpropagation-based i-vector approach for speaker identification", *Turkish Journal of Electrical Engineering & Computer Sciences*, The Scientific and Technological Research Council of Turkey, Vol. 38, No. 3, pp. 1236-1245, 2020.
- [26] Mabroukah M. A. Abuqadumah, Musab A. M. Ali, and Raid R. O. Al-Nima, "Personal Authentication Application Using Deep Learning Neural Network", in *16th IEEE International Colloquium on Signal Processing & its Applications (CSPA)*, Langkawi, Malaysia, pp. 186-190, 2020.
- [27] Lubab H. Albak, Arwa Hamed, and Raid Rafi Omar Al-Nima, "Design Security System based on Arduino", *TEST Engineering & Management*, The Mattingley Publishing Co., Inc., Vol. 82, pp. 3341-3346, January-February 2020.
- [28] R. R. O. Al-Nima, N. A. Al-Obaidy, and L. A. Al-Hbeti, "Segmenting Finger Inner Surface for the Purpose of Human Recognition", *2nd International Conference on Engineering Technology and its Applications (IICETA)*, IEEE, pp. 105-110, 2019.
- [29] Arwa Hamid Salih Hamdany, Lubab H. Albak, and Raid Rafi Omar Al-Nima, "Wireless Waiter Robot", *TEST Engineering & Management*, The Mattingley Publishing Co., Inc., Vol. 81, pp. 2486-2494, November-December 2019.
- [30] Musab T. S. Al-Kaltakchi, Raid Rafi Omar Al-Nima, Mohammed A. M. Abdullah, and Hikmat N. Abdullah, "Thorough Evaluation of Timit Database Speaker Identification Performance Under Noise With and Without the G.712 Type Handset", *Springer, International Journal of Speech Technology*, Vol. 22, No. 3, pp. 851-863, 2019. DOI 10.1007/s10772-019-09630-9
- [31] Raid Rafi Omar Al-Nima, Moatasem Yaseen Al-Ridha, and Farqad Hamid Abdullaheem, "Regenerating Face Images from Multi-Spectral Palm Images Using Multiple Fusion Methods", *TELKOMNIKA*, Vol. 17, No. 6, pp. 3120-3129, December 2019. DOI: 10.12928/TELKOMNIKA.v17i6.12857
- [32] Raid Rafi Omar Al-Nima, Farqad Hamid Abdullaheem, and Moatasem Yaseen Al-Ridha, "Using Hand-Dorsal Images to Reproduce Face Images by Applying Back propagation and Cascade-Forward Neural Networks", *2<sup>nd</sup> International Conference on Electrical, Communication, Computer, Power and Control Engineering (ICECCPCE19)*, IEEE, Mosul, Iraq, 13-14 February, 2019.
- [33] Moatasem Yaseen Al-Ridha, Raid Rafi Omar Al-Nima, and Ammar Sameer Anaz, "Adaptive Neuro-Fuzzy

- Inference System for Controlling a Steam Valve”, in *2019 IEEE 9th International Conference on System Engineering and Technology (ICSET)*, Shah Alam, Malaysia, 2019.
- [34] R. R. O. Al-Nima, T. Han, and T. Chen, “Road Tracking Using Deep Reinforcement Learning for Self-driving Car Applications”, In: R. Burduk, M. Kurzynski and M. Wozniak (eds), *Progress in Computer Recognition Systems, CORES 2019, Advances in Intelligent Systems and Computing*, Vol. 977, Springer, Cham, 2020.
- [35] R. R. Omar, T. Han, S. A. M. Al-Sumaidae, and T. Chen, “Deep Finger Texture Learning for Verifying People”, *IET Biometrics*, Vol. 8, Issue. 1, 2019.
- [36] R. R. O. Al-Nima, M. Al-Kaltakchi, S. Al-Sumaidae, S. Dlay, W. Woo, T. Han, and J. Chambers, “Personal Verification Based on Multi-Spectral Finger Texture Lighting Images”, *IET Signal Processing*, Vol. 12, Issue. 9, 2018.
- [37] M. T. Al-Kaltakchi, R. R. Omar, H. N. Abdullah, T. Han, and J. A. Chambers, “Finger Texture Verification Systems Based on Multiple Spectrum Lighting Sensors With Four Fusion Levels”, *Iraqi Journal of Information & Communications Technology*, Vol. 1, Issue. 3, 2018.
- [38] Raid Rafi Omar Al-Nima, “Signal Processing and Machine Learning Techniques for Human Verification Based on Finger Textures”, PhD thesis, School of Engineering, Newcastle University, UK, 2017.
- [39] M. A. M. Abdullah, R. R. Al-Nima, S. S. Dlay, W. L. Woo, and J. A. Chambers, “Cross-spectral Iris Matching for Surveillance Applications”, *Springer, Surveillance in Action Technologies for Civilian, Military and Cyber Surveillance*, Chapter 5, 2017.
- [40] R. R. O. Al-Nima, M. A. M. Abdullah, M. T. S. Al-Kaltakchi, S. S. Dlay, W. L. Woo, and J. A. Chambers, “Finger Texture Biometric Verification Exploiting a Multi-scale Sobel Angles Local Binary Pattern and Score-based Fusion”, *Elsevier, Digital Signal Processing*, Vol. 70, 2017, Pages 178-189. <https://doi.org/10.1016/j.dsp.2017.08.002>.
- [41] S. A. M. Al-Sumaidae, M. A. M. Abdullah, R. R. O. Al-Nima, S. S. Dlay, and J. A. Chambers, “Multi-gradient Features and Elongated Quinary Pattern Encoding for Image-based Facial Expression Recognition”, *Elsevier, Pattern Recognition*, Vol. 71, pp. 249 - 263, 2017.
- [42] R. R. O. Al-Nima, S. S. Dlay, W. L. Woo, and J. A. Chambers, “Efficient Finger Segmentation Robust to Hand Alignment in Imaging with Application to Human Verification”, *5th IEEE International Workshop on Biometrics and Forensics (IWBF)*, 2017.
- [43] R. R. O. Al-Nima, S. S. Dlay, S. A. M. Al-Sumaidae, W. L. Woo, and J. A. Chambers, “Robust Feature Extraction and Salvage Schemes for Finger Texture Based Biometrics”, in *IET Biometrics*, Vol. 6, No. 2, pp. 43-52, 2017. doi: 10.1049/iet-bmt.2016.0090
- [44] R. R. O. Al-Nima, S. S. Dlay, W. L. Woo, and J. A. Chambers, “A Novel Biometric Approach to Generate ROC Curve from the Probabilistic Neural Network”, in *24th IEEE Signal Processing and Communication Application Conference (SIU)*, Zonguldak, Turkey, 2016, pp. 141–144.
- [45] R. Al-Nima, S. Dlay, W. Woo, and J. Chambers, “Human Authentication With Finger Textures Based on Image Feature Enhancement”, in *2nd IET International Conference on Intelligent Signal Processing (ISP)*, 2015.
- [46] F. M. Shehab, R. R. O. Al-Nima, and R. Y. Sedik, “Estimating Reference Evapo-Transpiration in Mosul (Iraq) Using Cascade Neural Networks”, *Eng. & Tech. Journal*, Vol. 32, No. Part (A) 9, 2014.
- [47] R. R. Al-Nima, S. Dlay, and W. Woo, “A new approach to predicting physical biometrics from behavioural biometrics”, *International Journal of Computer, Information, Systems and Control Engineering*, Vol. 8, No. 11, 2014.
- [48] Raid Rafi Al-Nima, “Steganography for Text in Video File Using Radial Neural Network”, *3rd International Scientific Conference*, Foundation of Technical Education, Technical Education, Najaf, 2013.
- [49] J. H. Al-Khalidy and R. R. Al-Nima, “Breast Tumor Classification Using SVM”, *Tikrit Journal of Engineering Sciences*, Vol. 20, No. 5, 2013.
- [50] D. A. B. Keryou, R. R. Al-Nima, and R. N. Wadie, “Design of Beam-Columns Using Artificial Neural Networks”, *Eng. & Tech. Journal*, Vol. 30, No. 16, 2012.
- [51] R. R. Al-Nima, “Human Authentication With Earprint for Secure Telephone System”, *Iraqi Journal of Computers, Communications, Control and Systems Engineering IJCCCE*, Vol. 12, No. 2, 2012.
- [52] R. R. Omar and F. H. Abd Al-Raheem, “Steganography of Gray-Scale Images on Video File”, *The Islamic College University Journal*, The Islamic College University, Alnajaf Alashraf, No. 14, 2011.
- [53] R. R. Al-Nima, “Design a Biometric Identification System Based on the Fusion of Hand Geometry and Backhand Patterns”, *Iraqi Journal of Statistical Science*, 2010.
- [54] R. R. Al-Nima, M. L., and S. Q. Hassan, “Data Encryption Using Backpropagation Neural Network”, *Tikrit Journal of Pure Science*, Vol. 15, No. 2, 2010.
- [55] O. A. AL-Badrani and R. R. AL-Nima, “Recognition Between Eudiscoaster and Heliodiscoaster Using Competitive Neural Network”, *Iraqi Journal of Earth Sciences*, Vol. 10, No. 2, pp. 97 - 110, 2010.
- [56] R. R. Al-Nima, A. N. Hamed, and R. Y. Srdeeq, “Multiple Data Type Encryption Using Genetic Neural Network”, *Tikrit Journal of Eng. Sciences*, Vol.17, No. 2, pp. 51-57, 2010.

- [57] R. S. Al-jawadi and R. R. Al-Nima, "Hybrid Genetic Algorithm With Neural Network in English Language Cipher", *AL-Rafidain Journal of Computer Sciences and Mathematics*, Vol. 7, No. 3, pp. 77-90, 2010.
- [58] R. R. Al-Nima and F. S. Mustafa, "Face Recognition Using Invariant Moments Features", *The Scientific Journal, College of Science, Tikrit University, Salahadeein, Iraq*, Vol. 14, No. 2, 2009.
- [59] M. R. Khalil, M. S. Majeed, and R. R. Omar, "Personal Identification With Iris Patterns", *AL-Rafidain Journal of Computer Sciences and Mathematics, College of Computer Sciences and Math / University of Mosul / Iraq*, Vol. 6, No. 1, 2009.
- [60] R. R. Al-Nima and S. Kasim, "Picture Recognition by Using Linear Associative Memory Neural Network", *Tikrit Journal of Pure Science*, Vol. 13, No. 3, 2008.
- [61] R. R. Al-Nima, "Image Processing for Iris Extraction", *10th Scientific Conference for Foundation of Technical Education-Baghdad*, 2007.
- [62] Raid Rafi Omar Al-Nima, "Personal Identification Based on Iris Patterns", Master thesis, Technical Engineering College of Mosul, Iraq, 2006.
- [63] Ali N. Hamoodi Mohammed A. Ibrahim and Safwan A. Hamoodi, "Power Factor Correction of AC to DC Converter Using Boost Chopper", *Journal of Engineering and Applied Sciences*, Vol. 13, Issue 8, 2018.
- [64] Mohammed A. Ibrahim, Waseem Kh. Ibrahim, Ali N. Hamoodi, "Design and implementation of overcurrent relay to protect the transmission line", *International Journal of Engineering Research and Technology*, Vol. 13, No. 11, 2020.
- [65] Ali N. Hamoodi, Bashar A. Hammad, Fawaz S. Abdullah, "Experimental simulation analysis for single phase transformer tests", *Bulletin of Electrical Engineering and Informatics*, Vol. 9, No. 3, 2020.
- [66] Ali N. Hamoodi, Rasha A. Mohammed, Fawaz S. Abdullah, "Lightning Performance of Extra High Voltage T.L Protected by Surge Arresters", *Dianli Zidonghua Shebei / Electric Power Automation Equipments*, Issue 1, 2021.
- [67] Safwan A. Hamoodi, Ali N. Hamoodi, Ghanim M. Haydar, "Automated irrigation system based on soil moisture using arduino board", *Bulletin of Electrical Engineering and Informatics*, Vol. 9, No. 3, 2020.
- [68] Safwan A. Hamoodi, Farah I. Hameed, and Ali N. Hamoodi, "Pitch Angle Control of Wind Turbine Using Adaptive Fuzzy-PID Controller", *EAI Endorsed Transactions on Energy Web*, Vol. 7, Issue 28, 2020.
- [69] Ali Nathem Hamoodi, Rasha Abdul-nafaa Mohammed, "Artificial Neural Network Controller for Reducing the Total Harmonic Distortion (THD) in HVDC", *International Journal of Advanced Engineering, Management and Science (IJAEMS)*, Vol. 4, Issue 1, 2018.
- [70] Rasha Abdul-nafaa Mohammed, Ali Nathem Hamoodi, Bashar M.Salih, "Partial discharge measurement in solid dielectric of H.V crosslinked polyethylene (XLPE) submarine cable", *Indonesian Journal of Electrical Engineering and Computer Science*, Vol. 17, No. 3, 2020.