

Mutual information-based group explainers with coalition structure for machine learning model explanations

Alexey Miroshnikov^{*,†} Konstandinos Kotsiopoulos^{*,‡} Khashayar Filom^{*,§}
 Arjun Ravi Kannan^{*,¶}

Abstract

In this article, we study game-theoretical group explainers for machine learning (ML) models in a functional analytic setting as operators defined on appropriate functional spaces. Specifically, we focus on game values with coalition structure applied to random games based on the conditional and marginal expectation. In particular, we investigate the stability of the explanation operators which showcases the differences between the two games, such as showing that the marginal explanations can become unstable in the natural data-based metric. Furthermore, we formulate novel group explanation methodologies based on game values with coalition structure applied to both marginal and conditional games. They allow us to unify the two types of explanations and turn out to have lower complexity. In addition, we study the effect of predictor grouping on the stability of the corresponding explanation operators. Finally, we establish the two-step representation for a coalitional game value consisting of two game values and a family of intermediate games. We use this representation to generalize our grouping approach to the case of nested partitions represented by a parameterized partition tree. Specifically, we introduce a theoretical scheme that generates recursive coalitional game values and group explainers under a given partition tree structure and investigate the properties of the corresponding group explainers. We verify our results in a number of experiments with data where the predictors are grouped based on an information-theoretic measure of dependence.

keywords: ML interpretability, explanation operator, coalitional game value, mutual information

1 Introduction

The use of Machine Learning (ML) models has become widespread due to their dominance over traditional statistical techniques. In particular, contemporary ML models have a complex structure which allows for a higher predictive power and the capability of processing a larger number of attributes. Having a complex model structure, however, comes at the expense of increased difficulty of interpretability. This, in turn, may raise concerns of model trustworthiness and create other issues if not appropriately managed.

Explaining the outputs of blackbox ML models has applications in several fields. Predictive models, and strategies that rely on such models, are sometimes subject to laws and regulations. For instance, financial institutions (FI) in the U.S. are subject to laws such as the Equal Credit Opportunity Act (ECOA, 15 U.S.C. 1691 *et seq* (1974)). Regulation B, which implements ECOA, requires a notice to be sent to consumers when certain adverse actions (such as declining a credit application) are taken by the FI, which in turn requires explaining any attributes in the model contributing to that adverse action. Another application is in medicine, where ML models are used to predict the likelihood of a certain disease or a medical condition, or the result of a medical treatment [29]. Model interpretations (or explanations) can then be used to make judgments regarding the most contributing factor affecting the likelihood of the disease or the choice of the most optimal treatment; for instance, see [17].

^{*}Emerging Capabilities Research Group, Discover Financial Services Inc., Riverwoods, IL

[†]co-first author and corresponding author, alexeymiroshnikov@discover.com

[‡]co-first author, kostaskotsiopoulos@discover.com

[§]khashayarfilom@discover.com

[¶]arjunravikannan@discover.com

In this article, we use the words *interpretability* (interpretation) and *explainability* (explanation) interchangeably. However, the methods discussed in this paper primarily deal with *post-hoc explanations* derived from model’s results; for details on interpretable models vs post-hoc explanations see [14].

The objective of a model explainer is to quantify the contribution of each predictor to the value of a predictive model f trained on the data (X, Y) , where $X \in \mathbb{R}^n$ are predictors and Y is a response variable. There is a comprehensive body of research that discusses approaches for construction of *post-hoc explainers*, as well as *explainable* and *self-explainable* models. Some of the notable works on this topic are [20] on Partial Dependence Plots (PDP), [48] on Local Interpretable Model-agnostic Explanations (LIME), [37] on Shapley additive explanations (SHAP), [27] on locally interpretable models based on data partitioning, [55] on explainable neural networks, [6, 18] on self-explainable models, among others.

Many promising interpretability techniques developed in the past several years utilize ideas from cooperative game theory for constructing explainers. In this setting, given a model f , the features $X = (X_1, \dots, X_n)$ are viewed as n players playing a random *cooperative game* $v(S; X, f)$, a set function on the subsets of indices $S \subseteq \{1, 2, \dots, n\}$. Here the randomness comes from the features. While the literature considers games that are observations of random games, in our paper we will view them as random variables.

Two of the most notable games based on the pair (X, f) are the *conditional* and *marginal* games

$$v^{CE}(S) := \mathbb{E}[f(X)|X_S], \quad v^{ME}(S) := \mathbb{E}[f(x_S, X_{-S})]_{x_{-S}=X_{-S}}, \quad S \subseteq N := \{1, 2, \dots, n\}. \quad (1.1)$$

These are motivated by the corresponding deterministic games introduced in [37] in the context of explanations based on the *Shapley value* [50].

A *game value* $(N, v) \mapsto h[N, v] \in \mathbb{R}^n$, once applied to either of these games, provides a quantification of contributions of features X_i to the model’s output $f(X)$. Intuitive explanations have been proposed in [52, 28, 12] on how to interpret the game values based on each game. Roughly speaking, game values for the conditional game – *conditional game values* – explain predictions $f(X)$ viewed as a random variable, while game values for the marginal game – *marginal game values* – explain the transformations occurring in the model $f(x)$, sometimes called *mechanistic explanations* [18].

In this article, we study explanations in a functional analytic setting as operators

$$\bar{\mathcal{E}}^{CE}[f] : f \mapsto h[N, v^{CE}(\cdot; X, f)] \quad \text{and} \quad \bar{\mathcal{E}}^{ME}[f] : f \mapsto h[N, v^{ME}(\cdot; X, f)]$$

defined on appropriate functional spaces; these are linear when the game value h is. We shall investigate the boundedness (continuity) of the above operators in great details which will illuminate the differences between the two games. In the literature, conditional or marginal games are sometimes replaced with their deterministic analogs that utilize data samples or the internal structure of the model. However, such games can lead to operators that are either not well-defined or not necessarily linear, such as those in [37, 36]. This issue will be addressed in future papers [33, 19].

The choice between the two games is application specific. It has been suggested that for scientific applications v^{CE} might be preferable because it is crucial to understand the true reasons behind the observed data. In applications where the model is required to be explained, the game v^{ME} should be used; see [12, 18]. Whatever the choice, explanations based on game values for either of the two games lead to the following issues.

- (P1) Using marginal game values yields the so-called mechanistic explanations [18]. It is well-known from the *Rashomon effect* [10] that many models that approximate the same data well can have different representations, which, as a consequence, lead to mechanistic explanations that vary significantly. In terms of operators, this means that unlike the conditional operator $\bar{\mathcal{E}}^{CE}$, the marginal one $\bar{\mathcal{E}}^{ME}$ is either not-well-defined or unstable on the data-based space $L^2(P_X)$; see §3. This may have an adverse effect in practical applications where models are periodically retrained or when different models are trained on the same data.
- (P2) When a model has a large number of highly dependent features, additive explainers spread (as well as dissipate) a meaningful contribution across dependent components, sometimes rendering their explanations minuscule and meaningless [1, 30], while still having significant mutual information with the

response variable that they are trying to explain [18]; see §6. This also affects the ranking of features based on their explanations. Meaningful (from an information-theoretic perspective) features go to the bottom of the ranked list while less useful (independent) features rise. Having a large number of dependent features also affects explanation stability in the operator sense with respect to model perturbations.

- (P3) Computing conditional game values is infeasible when the predictor dimension is large (which is the case in many applications) in light of the curse of dimensionality; see [24]. There are many methods that attempt to approximate conditional expectation (or game); see [51, 41, 2, 40]. Others replace the game with one that mimics the conditioning by utilizing the model structure such as in the case of TreeSHAP [36]. The aforementioned methods have limited success due to issues caused by high dimensionality.

Grouping the predictors and explainers based on the summation across the groups is discussed in [1]; it has been observed by the authors of [1] that forming groups by dependencies alleviates the inconsistencies between the marginal explanations and the data. Another work, [30], also focuses on group explainers based on the resulting quotient games and provides a practical perspective. The groups there are formed by feature knowledge rather than dependencies and the conditional game is approximated by the method outlined in [2]. Nevertheless, those works only focus on the Shapley value and consider pointwise empirical games rather than random ones (which is not suitable for studying the operator stability); and finally, the shared mutual information is not taken into account in forming the groups.

In this article, we investigate explanation operators that address issues (P1)-(P3) in an abstract setting in the context of operator continuity. Stability here is understood in the sense of model perturbation in an appropriate functional space. Specifically, the main objectives of the article are

- (a) to develop a procedure that partitions the set of predictors by utilizing information-theoretic measures of dependence, which would effectively reduce the dimensionality of the problem;
- (b) to formulate novel group explanation methodologies based on game values with coalitional structure applied to both marginal and conditional games, which allow us to unify the two types of explanations;
- (c) to study the effect of predictor grouping on the stability of corresponding explanation operators.

In what follows, we provide a summary of the key ideas and our main findings.

Summary of key results.

- We set up game-theoretic explainers as operators $\bar{\mathcal{E}}^{CE}$ and $\bar{\mathcal{E}}^{ME}$ defined on appropriate functional spaces equipped, respectively, with the pushforward (by X) probability measure P_X , or with $\tilde{P}_X := \frac{1}{2^n} \sum_{S \subseteq N} P_{X_S} \otimes P_{X_{-S}}$, which is defined in terms of the marginals of P_X . We investigate the continuity of these operators and study their other properties; see Theorems 3.1 and 3.2. We show that in $L^2(P_X)$ the marginal operator can become ill-posed or unbounded; see Theorem 3.3.
- To reduce the number of explainable components, we propose a variable hierarchical clustering technique that employs a state-of-the-art measure of dependence called the *maximal information coefficient* (MIC_*), a regularized version of mutual information introduced in [47]. Information-theoretic approaches surpass correlation-based measures of dependence when it comes to capturing non-linear dependencies; see §4.
- Given a partition \mathcal{P} of predictors into weakly independent groups and a linear game value h , we first study *trivial explainers* $h_{S_j}(X; f, v) := \sum_{i \in S_j} h_i[N, v]$, $v \in \{v^{CE}, v^{ME}\}$, $S_j \in \mathcal{P}$ which are formed via summation. If the groups are independent, conditional and marginal explanations for trivial group explainers coincide under the assumptions that the model f is additive across the groups and the game value h satisfies the *efficiency property*; see Proposition 5.1 and the example following it.

- A more natural way of constructing group explainers is to view each union X_{S_j} as a player and assign its contribution to be $h_j[M, v^{\mathcal{P}}]$, where $v^{\mathcal{P}}(A) := v(\cup_{j \in A} S_j)$ is the *quotient game* on $M := \{1, 2, \dots, |\mathcal{P}|\}$, with $v \in \{v^{ME}, v^{CE}\}$. We show that if the unions are independent, the quotient games for v^{CE} and v^{ME} coincide, hence the continuity of marginal quotient explainers in $L^2(P_X)$. Moreover, the complexity of the quotient game explanation is $O(2^{|\mathcal{P}|})$, which can be significantly lower than the complexity $O(2^n)$ of the trivial group explainer; see Proposition 5.2.
- A more advanced way to design group explainers is to employ a linear *coalitional game value*, a map $(N, v, \mathcal{P}) \mapsto g[N, v, \mathcal{P}]$ that utilizes the coalition structure \mathcal{P} of the players. We investigate the stability of these explainers along with those of the corresponding trivial and quotient game group explanations; see Propositions 5.3 and 5.4. In particular, we show that if g satisfies the so called *quotient game property* (QP) and the predictor unions are independent, then the trivial and quotient group explainers for the conditional and marginal game are all equal, with approximate equality under weak independence of unions; see Remark 5.2.
- In §5.4.1 and §5.4.2, we establish the *two-step representation* for coalitional game values consisting of two game values (applied to games played across and within groups) and a family of intermediate games. Many known game values such as the *Owen value*, the *Banzhaf-Owen value*, the *symmetrical Banzhaf value*, and the *two-step Shapley value* admit such a representation. For coalitional game values with a two-step formulation, we present conditions that guarantee desirable properties such as efficiency and quotient game property; see Lemma 5.7 and Lemma 5.9. Moreover, we show that the resulting explainers enjoy the lower complexity of $O(2^{|\mathcal{P}|+|S_j|})$ instead of $O(2^n)$; see Lemma 5.8.
- Finally, we generalize our approach to the case of nested partitions $\{\mathcal{P}_\alpha\}$, with $\alpha \in [0, 1]$, where the map $\alpha \mapsto \mathcal{P}_\alpha$ can be represented by a parametrized *partition tree* \mathcal{T} of height one whose leaves correspond to the predictors. In dealing with nested partitions of predictors in the ML setting, a value α may represent the strength of a certain relationship e.g. dependency, meaning, or a combination of both. We generalize game values with a two-step formulation to *recursive game values* under a partition tree; see §5.5.2. Furthermore, in §5.5.3, we introduce group explainers induced by the tree \mathcal{T} and partitions $\{\mathcal{P}_\alpha\}$ in both settings of conditional and marginal games generalizing previous constructions. Again, we subsequently show that the two different types of explainers become the same under an assumption on the independence of some unions of predictors; hence the stability. This is the content of Proposition 5.5.

Structure of the paper. In §2, we introduce the requisite concepts such as the conditional and marginal games, the notion of game value, and in particular, the Shapley value. Moreover, we provide a review of the relevant literature. The corresponding conditional and marginal game operators are carefully set up in §3. Theorems 3.1, 3.2 and 3.3 from that section address the stability of conditional and marginal explanations and highlight their differences; the relevant proofs can be found in A.3. To begin the discussion on group explainers, in §4, we outline the hierarchical clustering of variables through the maximal information coefficient. The next section, §5, introduces and investigates various types of group explainers in great details. The section starts with an overview of game values in §5.1 (cf. A.1 and A.2 for more details), and then proceeds to trivial group explainers (§5.2), quotient game explainers (§5.3), and groups explainers based on a coalitional structure or a partition tree (§§5.4, 5.5). Results on their stability and computational complexity will be presented which motivate the grouping of predictors. Next, in §6, we provide examples that illustrate the theoretical aspects outlined in §5 on both synthetic and real-world data. The paper finishes with a short conclusion in §7. There are two appendices, Appendix A containing all the technical proofs and Appendix B containing a table of notation.

2 Preliminaries

2.1 Notation and hypotheses

Throughout this article, we consider the joint distribution (X, Y) , where $X = (X_1, X_2, \dots, X_n) \in \mathbb{R}^n$ are the predictors, and Y is a response variable with values in \mathbb{R} (not necessarily a continuous random variable). Let the trained model be given by $f(x) = \widehat{\mathbb{E}}[Y|X = x]$. We assume that all random variables are defined on the common probability space $(\Omega, \mathcal{F}, \mathbb{P})$, where Ω is a sample space, \mathcal{F} a σ -algebra of sets, and \mathbb{P} a probability measure. We let P_X be a pushforward measure of X and its support be denoted by $\mathcal{X} := \text{supp}(P_X)$. Similarly, we denote $\mathcal{X}_i := \text{supp}(P_{X_i})$, $i \in \{1, 2, \dots, n\}$.

2.2 Explainability and game theory

The objective of a model explainer is to quantify the contribution of each predictor to the value of a predictive model f at a data instance. Some of the notable works on this topic are [20] on Partial Dependence Plots (PDP), [48] on local interpretable model-agnostic explanations (LIME), [37] on Shapley additive explanations (SHAP).

A popular interpretability tool, Partial Dependence Plot, defined by

$$PDP_S(x; f) := \mathbb{E}[f(x_S, X_{-S})] \approx \frac{1}{N} \sum_{j=1}^N f(x_S, X_{-S}^{(j)}), \quad (2.1)$$

marginalizes out the variables whose impacts to the output are not of interest. The averaging process however may lead to incorrect attributions; for example, see [23].

Many other promising interpretability techniques utilize ideas from cooperative game theory for constructing explainers. A cooperative game with n players is a set function v that acts on a set of size n , say $N = \{1, 2, \dots, n\}$, and satisfies $v(\emptyset) = 0$. A game value is a map $v \mapsto h[N, v] \in \mathbb{R}^n$ that determines the worth of each player. See §5.1 for more details.

In the ML setting, the features $X \in \mathbb{R}^n$ are viewed as n players with an appropriately designed game $v(S; X, f)$. The game value $h[v]$ then assigns the contribution of the respective feature to the total payoff of the game $v(N; X, f)$.

Two of the most notable games in the ML literature are given by

$$v^{CE}(S; X, f) = \mathbb{E}[f(X)|X_S], \quad v^{ME}(S; X, f) = \mathbb{E}[f(x_S, X_{-S})] \Big|_{x_S = X_S} \quad (2.2)$$

with

$$v^{CE}(\emptyset; X, f) = v^{ME}(\emptyset; X, f) = \mathbb{E}[f(X)]$$

introduced by Lundberg and Lee [37] in the context of the Shapley value [50]

$$\varphi_i[v] = \sum_{S \subseteq N \setminus \{i\}} \frac{s!(n-s-1)!}{n!} [v(S \cup \{i\}) - v(S)], \quad s = |S|, n = |N|. \quad (2.3)$$

The value φ satisfies the axioms of *symmetry*, *linearity* and the aforementioned efficiency property (see (SP), (LP) and (EP) in Appendix A.1). The efficiency property, most appealing to the ML community, allows for a disaggregation of the payoff $v(N)$ into n parts that represent a contribution to the game by each player: $\sum_{i=1}^n \varphi_i[v] = v(N)$.

The games defined in (2.2) are not cooperative since they do not satisfy the condition $v(\emptyset) = 0$. In such a case, the efficiency property reads as $\sum_{i=1}^n \varphi_i[v] = v(N) - v(\emptyset)$. See §5.1 for a careful treatment of game values for non-cooperative games.

In what follows, when the context is clear, we suppress the explicit dependence of $v(S; X, f)$ on X and f . Furthermore, we will refer to values $\varphi_i[v^{ME}]$ and $\varphi_i[v^{CE}]$ as SHAP values.

2.3 Relevant works

The marginal and conditional games in (2.2) are typically studied in the ML literature in their deterministic form, which can be obtained by conditioning the formulas in (2.2) on an individual sample, i.e. $X_S = x_S$. Computing a game value of the deterministic marginal or conditional game empirically is computationally intensive for large number of predictors. To address this, [37] introduced the Kernel SHAP method that approximates Shapley values for the marginal game (in light of the assumption on predictor independence) via a weighted least square problem. For approximation of conditional Shapley values, see [2] where the approximation is done via non-parametric vine copulas. Furthermore, in [40] the authors employ variational autoencoders with arbitrary conditioning for models with dependent features. Finally, [36] introduces the TreeSHAP algorithm that replaces the conditional game with the one that mimics the conditioning by utilizing the tree-based model structure. To our knowledge, the rigorous error analysis has not been carried out for these methods, thus the error bounds remain unknown.

Grouping predictors for construction of explainers have been discussed before in [1, 2]. In [1], explanations of unions of predictors are constructed using the Kernel SHAP [37] method; there the unions are formed by dependencies (using correlation-based methods) and the Shapley value explainers via summation of single feature explanations across the groups. It has been observed by the authors of [1] that forming groups by dependencies alleviates the inconsistencies between the marginal explanations and the data. In [30] the authors focus on construction of conditional game explainers using grouping and provide a practical perspective. The groups there are treated as players, which leads to the computation of the Shapley value for the quotient conditional game, and the groups are formed by feature knowledge rather than dependencies; the conditional game here is approximated by the method outlined in [2].

Finally, [61] proposes Shapley value explanations for a graph by designing a game played on that graph. In the special case when the graph is a (combinatorial) tree, these explanations lead to recursive Owen values. In our work, we design group explainers based on a (parameterized) partition tree using recursive game values associated with its combinatorial graph. Unlike in [61], however, we take an alternative route: rather than playing on a combinatorial graph, we employ a generalized two-step representation of coalitional game values to design recursive game values associated with the tree and then use them, and the partition tree, to construct group explainers.

We finally point out how the aforementioned articles are different from our work. As mentioned in the introduction, they only work with the Shapley value and discuss pointwise empirical games rather than random ones, a setting which is not suitable for studying the operator stability. Moreover, unlike the current article, the grouping is not carried out based on information-theoretic measures of dependence.

3 Conditional and marginal game operators

In our work, the game v^{CE} is referred to as *conditional* and v^{ME} as *marginal*; see (2.2) for definitions. If predictors X are independent, the two games coincide. In the presence of dependencies, however, the games are very different. The conditional game explores the data by taking into account dependencies, while the marginal game explores the model f in the space of its inputs, ignoring the dependencies. Strictly speaking, the conditional game is determined by the probability measure P_X , while the marginal game is determined by the product probability measures $P_{X_S} \otimes P_{X_{-S}}$, $S \subseteq N$.

The explanations based on these two games have been addressed in the works [52, 28, 12, 39]. These works illustrate that, for certain types of models, the conditional Shapley explanations are consistent with observations while the marginal ones are consistent with the model.

Building upon the aforementioned works, we offer our viewpoint by introducing operators based on the two games whose outputs are explanations viewed as random variables. This construction allows us to better understand the relationships between explanations, the data, and the model; and will be used later to discuss some stability questions motivating group explainers.

We begin the discussion by introducing linear operators associated with the conditional game and then investigating their properties. A necessary ingredient for constructing such an operator is a linear game

value which allows quantifying the contribution of each feature. For simplicity, in this section, we work with the game value h in the form

$$h_i[N, v] = \sum_{S \subseteq N \setminus \{i\}} w(S, n) [v(S \cup \{i\}) - v(S)], \quad i \in N = \{1, 2, \dots, n\}. \quad (3.1)$$

Such game values are determined by weights $w(S, n)$ where S is a proper subset of N . Notice that the Shapley value (2.3) is of the form above. Indeed, game values of this form satisfy desirable properties such as linearity (LP) and the *null-player property* (NPP) (cf. Appendix A.1).

Definition 3.1. Let h be a game value as in (3.1) and $X \in L^2(\Omega, \mathcal{F}, \mathbb{P})^n$.

(i) The conditional game operator $\mathcal{E}^{CE} : L^2(\Omega, \mathcal{F}, \mathbb{P}) \rightarrow L^2(\Omega, \mathcal{F}, \mathbb{P})^n$ associated with h, X is defined by

$$\mathcal{E}_i^{CE}[Z; h, X] := \sum_{S \subseteq N \setminus \{i\}} w(S, n) [\mathbb{E}[Z|X_{S \cup \{i\}}] - \mathbb{E}[Z|X_S]], \quad i \in N, \quad (3.2)$$

where we set $\mathbb{E}[Z|X_\emptyset] := \mathbb{E}[Z]$.

(ii) The pullback conditional game operator $\bar{\mathcal{E}}^{CE} : L^2(P_X) \rightarrow L^2(\Omega, \mathcal{F}, \mathbb{P})^n$ associated with h, X is defined by

$$\bar{\mathcal{E}}^{CE}[f] := h[N, v^{CE}(\cdot; X, f)]. \quad (3.3)$$

For the ease of notation, we denote the Hilbert space $L^2(\Omega, \mathcal{F}, \mathbb{P})$ by $L^2(\mathbb{P})$.

Theorem 3.1 (properties). Let h, X and \mathcal{E}^{CE} be as in Definition 3.1. Then:

(i) \mathcal{E}_i^{CE} is a bounded linear, self-adjoint operator satisfying

$$\|\mathcal{E}_i^{CE}[Z; h, X]\|_{L^2(\mathbb{P})} \leq \left(\sum_{S \subseteq N \setminus \{i\}} |w(S, n)| \right) \|Z\|_{L^2(\mathbb{P})}. \quad (3.4)$$

(ii) If X_i is independent of $X_{N \setminus \{i\}}$ and $w(S, n) \geq 0$, then there is an equality in (i).

(iii) $\{Z \in L^2(\mathbb{P}) : Z \perp X\} \subseteq \{Z \in L^2(\mathbb{P}) : \mathbb{E}[Z|X_{S \cup \{i\}}] = \mathbb{E}[Z|X_S], S \subseteq N \setminus \{i\}\} \subseteq \text{Ker}(\mathcal{E}_i^{CE}), i \in N$.

(iv) $\{Z \in L^2(\mathbb{P}) : Z \perp X\} \subseteq \{Z \in L^2(\mathbb{P}) : \mathbb{E}[Z|X] = \text{const } \mathbb{P}\text{-a.s.}\} \subseteq \text{Ker}(\mathcal{E}^{CE})$.

(v) $\text{Ker}(\mathcal{E}^{CE}) = \{Z \in L^2(\mathbb{P}) : \mathbb{E}[Z|X] = \text{const } \mathbb{P}\text{-a.s.}\}$ if h satisfies axiom (TPG).

(vi) If h satisfies the efficiency property (EP), then $\sum_{i=1}^n \mathcal{E}_i^{CE}(Z) = \mathbb{E}[Z|X] - \mathbb{E}[Z]$.

Proof. See Appendix A.3.1. □

We next present two corollaries to Theorem 3.1; see Appendix A.3.1 for their proofs.

Corollary 3.1. If $Y, \epsilon \in L^2(\Omega, \mathcal{F}, \mathbb{P})$ and $Y = f(X) + \epsilon$ where f is Borel measurable and $\epsilon \perp X$, then

$$\mathcal{E}^{CE}[f(X); h, X] = \mathcal{E}^{CE}[Y; h, X]. \quad (3.5)$$

Equation (3.5) states that if the regressor is independent of the noise, then the conditional explanations of the model and the response variable coincide.

Corollary 3.2. Let $h, X, \bar{\mathcal{E}}^{CE}$ be as in Definition 3.1.

(i) The operator $\bar{\mathcal{E}}^{CE}$ is a bounded linear operator satisfying

$$\|\bar{\mathcal{E}}^{CE}[f_1; h, X] - \bar{\mathcal{E}}^{CE}[f_2; h, X]\|_{L^2(\mathbb{P})^n} \leq C \|f_1 - f_2\|_{L^2(P_X)}.$$

Here $C := \sqrt{n} \max_i(C_i)$ where C_i is the constant on the right-hand side of (3.4).

(ii) For a game value h of the form (3.1) with non-negative weights $w(S, n)$ which satisfies the efficiency property (EP), the Lipschitz inequality from (i) can be improved as

$$\|\bar{\mathcal{E}}^{CE}[f_1; h, X] - \bar{\mathcal{E}}^{CE}[f_2; h, X]\|_{L^2(\mathbb{P})^n} \leq \|f_1 - f_2\|_{L^2(P_X)}.$$

(iii) One has $\text{Ker}(\bar{\mathcal{E}}^{CE}) \supseteq \{f \in L^2(P_X) : f = \text{const } P_X\text{-a.s.}\}$ with equality achieved if h satisfies (TPG).

Remark 3.1. Arguments in A.3.1 also show that $\|\mathcal{E}^{CE}[Z_1; h, X] - \mathcal{E}^{CE}[Z_2; h, X]\|_{L^2(\mathbb{P})^n} \leq C\|Z_1 - Z_2\|_{L^2(\mathbb{P})}$ with C as above; and if conditions $w(S, n) \geq 0$ and the efficiency are satisfied, the inequality may be sharpened as $\|\mathcal{E}^{CE}[Z_1; h, X] - \mathcal{E}^{CE}[Z_2; h, X]\|_{L^2(\mathbb{P})^n} \leq \|\mathbb{E}[Z_1 - Z_2|X]\|_{L^2(\mathbb{P})} \leq \|Z_1 - Z_2\|_{L^2(\mathbb{P})}$. For details of those arguments, see the proof of Corollary 3.2 in Appendix A.3.1.

Corollary 3.2 implies that for two distinct models $f_1(x)$, $f_2(x)$ that approximate the data well, the conditional explanations are consistent with those of the data.

We next take a similar approach in constructing an operator based on the marginal game. To choose an appropriate space of models, note that for any $f \geq 0$ the marginal game is given by

$$v^{ME}(S; X; f) = \int f(X_S, x_{-S}) P_{X_{-S}}(dx_{-S}), \quad S \subseteq N,$$

which implies that

$$\mathbb{E}[|v^{ME}(S; X; f)|] = \int f(x_S, x_{-S}) [P_{X_S} \otimes P_{X_{-S}}](dx_S, dx_{-S}).$$

Since the marginal explanations based on the game value (3.1) are linear combinations of $v^{ME}(S; X; f)$, $S \subseteq N$, the natural domain for the marginal operator is the space $L^2(\tilde{P}_X)$ where

$$\tilde{P}_X := \frac{1}{2^n} \sum_{S \subseteq N} P_{X_S} \otimes P_{X_{-S}} \quad (3.6)$$

with the corresponding L^2 -norm

$$\|f\|_{L^2(\tilde{P}_X)}^2 := \frac{1}{2^n} \sum_{S \subseteq N} \int f^2(x_S, x_{-S}) [P_{X_S} \otimes P_{X_{-S}}](dx_S, dx_{-S}),$$

where we ignore the variable ordering in f to ease the notation, and we assign $P_{X_\emptyset} \otimes P_X = P_X \otimes P_{X_\emptyset} = P_X$.

Definition 3.2. Let h, X be as in Definition 3.1. The marginal game operator $\bar{\mathcal{E}}^{ME} : L^2(\tilde{P}_X) \rightarrow L^2(\Omega, \mathcal{F}, \mathbb{P})^n$ associated with h, X is defined by

$$\bar{\mathcal{E}}^{ME}[f; h, X] := h[N, v^{ME}(\cdot; X, f)]. \quad (3.7)$$

Theorem 3.2 (properties). Let X, h, f , and $(\bar{\mathcal{E}}^{ME}, L^2(\tilde{P}_X))$ be as in Definition 3.2. Then:

(i) $\bar{\mathcal{E}}_i^{ME}$ is a well-defined, bounded linear operator satisfying

$$\|\bar{\mathcal{E}}_i^{ME}[f; h, X]\|_{L^2(\mathbb{P})} \leq 2^{\frac{n+1}{2}} \left(\sum_{S \subseteq N \setminus \{i\}} w^2(S, n) \right)^{\frac{1}{2}} \|f\|_{L^2(\tilde{P}_X)}. \quad (3.8)$$

(ii) If X_i is independent of $X_{N \setminus \{i\}}$, then $\|\bar{\mathcal{E}}_i^{ME}[f; h, X]\|_{L^2(\mathbb{P})} \leq 2^{\frac{n}{2}} \left(\sum_{S \subseteq N \setminus \{i\}} w^2(S, n) \right)^{\frac{1}{2}} \|f\|_{L^2(\tilde{P}_X)}$.

(iii) $\{f \in L^2(\tilde{P}_X) : f = \text{const } \tilde{P}_X\text{-a.s.}\} \subseteq \text{Ker}(\bar{\mathcal{E}}^{ME})$.

(iv) If axiom (TPG) holds, then $\text{Ker}(\bar{\mathcal{E}}^{ME}) \subseteq \{f \in L^2(\tilde{P}_X) : f = \text{const } P_X\text{-a.s.}\}$.

- (v) If axiom (TPG) holds and $\tilde{P}_X \ll P_X$, $\text{Ker}(\bar{\mathcal{E}}^{ME}) = \{f \in L^2(\tilde{P}_X) : f = \text{const } \tilde{P}_X\text{-a.s.}\}$.
- (vi) If $f(x) = f(x_{N \setminus \{i\}})$ for some $i \in N$, then i is a null player for $v^{ME}(\cdot; X, f)$.
- (vii) $\{f \in L^2(\tilde{P}_X) : f(x) = f(x_{N \setminus \{i\}}) \tilde{P}_X\text{-a.s.}\} \subseteq \text{Ker}(\bar{\mathcal{E}}_i^{ME})$.
- (viii) If h satisfies the efficiency property (EP), then $\sum_{i=1}^n \bar{\mathcal{E}}_i^{ME}[f] = f(X) - \mathbb{E}[f(X)]$.

Proof. See Appendix A.3.2. □

Lemma 3.1. Let $f_1, f_2 \in L^2(\tilde{P}_X)$ satisfy $f_1(x) - f_2(x) = \sum_{i=1}^n h_i(x_i)$. Then

$$\|\bar{\mathcal{E}}^{ME}[f_1] - \bar{\mathcal{E}}^{ME}[f_2]\|_{L^2(\mathbb{P}^n)} \geq C(\|f_1 - f_2\|_{L^2(\tilde{P}_X)} - |\mathbb{E}[f_1(X) - f_2(X)]|)$$

for some $C > 0$ independent of f_1, f_2 provided that $h_i \in L^2(P_{X_i})$ for each i .

Proof. See Appendix A.3.3. □

Remark 3.2. In applications (e.g. partial dependence plots [20]), one typically employs the *empirical marginal game* \hat{v}^{ME} given by

$$\hat{v}^{ME}(S; x, f, \bar{D}_X) := \frac{1}{|\bar{D}_X|} \sum_{\tilde{x} \in \bar{D}_X} f(x_S, \tilde{x}_{-S}), \quad (3.9)$$

where $\bar{D}_X = \{\tilde{x}^{(k)}\}_{k=1}^K$ is a dataset of predictor observations used for averaging. Given a game value h , this yields the empirical marginal operator $f \mapsto \hat{\mathcal{E}}^{ME}[f; h, X, \bar{D}_X] := h[N, \hat{v}^{ME}(\cdot; X, f, \bar{D}_X)]$, which is linear. When \bar{D}_X is replaced with a random dataset $\bar{\mathbf{D}}_X$, the operator becomes randomized. The study of these operators, however, is beyond the scope of this article.

Theorem 3.2(i) states that the marginal operator is bounded in $L^2(\tilde{P}_X)$ and hence the marginal explanations are continuous in $L^2(\tilde{P}_X)$. In addition, Lemma 3.1 guarantees (in special cases) that models that are far apart in $L^2(\tilde{P}_X)$ yield marginal explanations that are far apart. Under dependencies in predictors, such two models may be close in $L^2(P_X)$ which may cause the map $(X, f) \mapsto \bar{\mathcal{E}}^{ME}[f; X]$ to be unstable on some other domains; see the discussion below.

The marginal operator is well-defined and bounded for elements of $L^2(\tilde{P}_X)$. If one attempts to equip the space $L^2(\tilde{P}_X)$ with the $L^2(P_X)$ -norm, then the marginal game operator may not always be well-defined or bounded; see Theorem 3.3. To understand this, define the following space:

$$H_X := \left(\left\{ [f] : [f] = \{\tilde{f} : \tilde{f} = f \text{ } P_X\text{-a.s. and } \int |\tilde{f}(x)|^2 \tilde{P}_X(dx) < \infty\} \right\}, \|\cdot\|_{L^2(P_X)} \right) \hookrightarrow L^2(P_X). \quad (3.10)$$

Note that either H_X contains exactly the same elements as $L^2(\tilde{P}_X)$ or some elements of $L^2(\tilde{P}_X)$ are placed in the same equivalence class of H_X ; strictly speaking, H_X can be viewed as a quotient space of $L^2(\tilde{P}_X)$ modulo $H_X^0 := \{f \in L^2(\tilde{P}_X) : \|f\|_{L^2(P_X)} = 0\}$ equipped with the $L^2(P_X)$ -norm (keep in mind that, since $P_X \ll \tilde{P}_X$, if $f_1 = f_2$ \tilde{P}_X -a.s., then $f_1 = f_2$ P_X -a.s.).

Theorem 3.3. Let $X \in \mathbb{R}^n$ be predictors, h a game value defined in (3.1), and H_X as in (3.10). Let $(\bar{\mathcal{E}}^{ME}[\cdot; h, X], L^2(\tilde{P}_X))$ be as in (3.7).

- (i) Suppose $\tilde{P}_X \ll P_X$. Then $H_X \cong (L^2(\tilde{P}_X), \|\cdot\|_{L^2(P_X)})$. Consequently, $(\bar{\mathcal{E}}^{ME}, H_X)$ acting via the formula (3.7) is well-defined.
- (ii) Suppose \tilde{P}_X is not absolutely continuous with respect to P_X . Then, for each $[f] \in H_X$ there exist $f_1, f_2 \in [f]$, such that $\|f_1 - f_2\|_{L^2(\tilde{P}_X)} \neq 0$. Consequently, $(\bar{\mathcal{E}}^{ME}, H_X)$ is well-defined if and only if $\{f \in L^2(\tilde{P}_X) : \|f\|_{L^2(P_X)} = 0\} \subseteq \text{Ker}(\bar{\mathcal{E}}^{ME}, L^2(\tilde{P}_X))$.

(iii) Suppose $(\bar{\mathcal{E}}^{ME}, H_X)$ acting via the formula (3.7) is well-defined. Suppose that there exist two distinct indices $i, j \in \{1, 2, \dots, n\}$ such that

$$\sup_{R=A \times B, P_{(X_i, X_j)}(R) > 0} \frac{[P_{X_i} \otimes P_{X_j}](R)}{P_{(X_i, X_j)}(R)} (P_{X_i}(A) + P_{X_j}(B)) = \infty. \quad (\text{BC})$$

Suppose that the weights in (3.7) satisfy $w(S, n) > 0$ for each proper subset $S \subset N$, or alternatively (A.16) holds. Then $(\bar{\mathcal{E}}_i^{ME}, H_X)$, $(\bar{\mathcal{E}}_j^{ME}, H_X)$, and $(\bar{\mathcal{E}}^{ME}, H_X)$ are unbounded linear operators.

Proof. See Appendix A.3.4. □

In §5, after a careful treatment of more general game values, the theorem above on stability will be extended to explainers with a coalition structure; see Proposition 5.3.

Remark 3.3. To see how condition (BC) for the unboundedness of the marginal operator emerges naturally, consider the case where h is the Shapley value φ for which the weights $w(S, n)$ are known (cf. (2.3)). With $R = A \times B$ as in (BC), and setting $f_R(x) := \mathbb{1}_R(x_i, x_j)$, computations similar to those in Appendix A.3.4 show that

$$\frac{\|\bar{\mathcal{E}}_i^{ME}[f_R]\|_{L^2(\mathbb{P})}^2}{\|f_R\|_{L^2(P_X)}^2} = \frac{1}{4} \frac{[P_{X_i} \otimes P_{X_j}](R)}{P_{(X_i, X_j)}(R)} (P_{X_i}(A) + P_{X_j}(B)) + O(1)$$

as A and B vary among Borel subsets of \mathbb{R} with $P_{(X_i, X_j)}(A \times B) > 0$.

The potential for $(\bar{\mathcal{E}}^{ME}, H_X)$ to be unbounded results in instabilities with respect to the change in models $f \in H_X$ or the pair $(X, f) \in L^2(\mathbb{P}) \times H_X$. This allows for the construction of marginal explanations that are far apart while the models approximate the data well.

Example 3.1. Consider $h = \varphi$. Let $X = (X_1, X_2)$ satisfy $X_2 = g(X_1) + Z$ where Z is a bounded random variable independent of X_1 and g is continuous. Suppose that the supports of X_1, X_2 are $\mathcal{X}_1 = \mathcal{X}_2 = \mathbb{R}$, and that $|Z| \leq M$. In this case, $\mathcal{X} \subseteq \{(x_1, x_2) : x_1 \in \mathbb{R}, |x_2 - g(x_1)| \leq M\}$ where \mathcal{X} is the support of (X_1, X_2) , and hence the complement \mathcal{X}^C is a non-empty open set. Pick any open rectangle $R = (a, b) \times (c, d) \subset \mathcal{X}^C$ and set $f_R(x) := \mathbb{1}_R(x) \in L^2(\tilde{P}_X)$. Then, computing the marginal game using $P_X(R) = 0$, we obtain \mathbb{P} -a.s.

$$v^{ME}(\emptyset; X, f_R) = v^{ME}(\{1, 2\}; X, f_R) = 0$$

and

$$v^{ME}(\{1\}; X, f_R) = \mathbb{P}(X_2 \in (c, d)) \mathbb{1}_{(a, b)}(X_1), \quad v^{ME}(\{2\}; X, f_R) = \mathbb{P}(X_1 \in (a, b)) \mathbb{1}_{(c, d)}(X_2).$$

Then, for $(\bar{\mathcal{E}}^{ME}, L^2(\tilde{P}_X))$, we obtain

$$\bar{\mathcal{E}}_1^{ME}[f_R; \varphi, X] = -\bar{\mathcal{E}}_2^{ME}[f_R; \varphi, X] = \frac{1}{2} (\mathbb{P}(X_2 \in (c, d)) \mathbb{1}_{(a, b)}(X_1) - \mathbb{P}(X_1 \in (a, b)) \mathbb{1}_{(c, d)}(X_2))$$

and hence, recalling that $(a, b) \subset \mathcal{X}_1$, $(c, d) \subset \mathcal{X}_2$ and $(a, b) \times (c, d) \subset \mathcal{X}^C$, we have

$$\|\bar{\mathcal{E}}_i^{ME}[f_R; \varphi, X]\|_{L^2(\mathbb{P})}^2 = \frac{1}{4} (\mathbb{P}(X_2 \in (c, d))^2 \mathbb{P}(X_1 \in (a, b)) + \mathbb{P}(X_1 \in (a, b))^2 \mathbb{P}(X_2 \in (c, d))) > 0.$$

Note that $f_R \in H_X$ satisfies $\|f_R\|_{H_X} = \|f_R\|_{L^2(P_X)} = 0$, and hence $f_R \in [0]$ -equivalence class of H_X . Since the marginal Shapley formula for 0 and f_R yields different outputs, the operator $(\bar{\mathcal{E}}^{ME}, H_X)$ is ill-posed.

Example 3.2. Let $X = (X_1, X_2, X_3)$ with $\mathbb{E}[X_i] = 0$. Suppose that $X_i = Z + \epsilon_i$, $\epsilon_i \sim \mathcal{N}(0, \delta)$, $i \in \{1, 2\}$, for some small $\delta > 0$, where $Z \sim \mathcal{N}(0, 1)$. Also suppose that $\epsilon_1, \epsilon_2, Z, X_3$ are independent, and let the response variable be

$$Y = f_0(X) := X_1 + X_2 + X_3. \quad (3.11)$$

Note that there are many good models defined on $\mathcal{X} = \tilde{\mathcal{X}} = \mathbb{R}^3$ that represent the same data in L^2 sense. For instance, consider

$$f_\alpha(x) = (1 + \alpha)x_1 + (1 - \alpha)x_2 + x_3, \quad x \in \mathbb{R}^3, \alpha \in [0, 1],$$

in which case the response variable can be expressed by

$$Y = f_\alpha(X) + \epsilon_\alpha, \quad \|\epsilon_\alpha\|_{L^2(\mathbb{P})} \leq \sqrt{2}\delta,$$

where $\epsilon_\alpha := \alpha(\epsilon_2 - \epsilon_1)$. Note that the models satisfy:

$$f_\alpha \in L^2(\tilde{P}_X), \quad \|f_\alpha - f_\beta\|_{L^2(P_X)} = \sqrt{2}\delta|\alpha - \beta|, \quad |\alpha - \beta| \leq \|f_\alpha - f_\beta\|_{L^2(\tilde{P}_X)} < \infty. \quad (3.12)$$

Consider next the conditional explanations based on Shapley value $h = \varphi$. Direct computations of the explanations for the response variable give:

$$\begin{aligned} \mathcal{E}_1^{CE}[Y; \varphi, X] &= \frac{1}{2}(2X_1 + \mathbb{E}[X_2|X_1] - \mathbb{E}[X_1|X_2]) = X_1 + O(\delta), \\ \mathcal{E}_2^{CE}[Y; \varphi, X] &= \frac{1}{2}(2X_2 + \mathbb{E}[X_1|X_2] - \mathbb{E}[X_2|X_1]) = X_2 + O(\delta), \\ \mathcal{E}_3^{CE}[Y; \varphi, X] &= X_3. \end{aligned} \quad (3.13)$$

Using the fact that ϵ_α and X_3 are independent, we obtain the explanations of the residuals to be

$$\mathcal{E}_i^{CE}[\epsilon_\alpha; \varphi, X] = \frac{\alpha}{2}(\epsilon_1 - \epsilon_2 \pm (\mathbb{E}[\epsilon_1|X_1] + \mathbb{E}[\epsilon_2|X_2])) = O(\delta), \quad i \in \{1, 2\} \quad \text{and} \quad \mathcal{E}_3^{CE}[\epsilon_\alpha; \varphi, X] = 0. \quad (3.14)$$

Then, employing the linearity of \mathcal{E}^{CE} , the conditional Shapley explanations for f_α are then given by

$$\mathcal{E}_1^{CE}[f_\alpha(X); \varphi, X] = X_1 + O(\delta), \quad \mathcal{E}_2^{CE}[f_\alpha(X); \varphi, X] = X_2 + O(\delta), \quad \mathcal{E}_3^{CE}[f_\alpha(X); \varphi, X] = X_3. \quad (3.15)$$

Furthermore, for any two models f_α and f_β , we have

$$\|\bar{\mathcal{E}}_i^{CE}[f_\alpha; \varphi, X] - \bar{\mathcal{E}}_i^{CE}[f_\beta; \varphi, X]\|_{L^2(\mathbb{P})} \leq (\alpha - \beta)O(\delta), \quad i \in \{1, 2, 3\},$$

where $|O(\delta)| \leq 3\delta$. Thus, as $\delta \rightarrow 0$, we get the same conditional explanations in the limit for all models f_α .

On the other hand, computing marginal expectations, we obtain

$$\bar{\mathcal{E}}_1^{ME}[f_\alpha; \varphi, X] = (1 + \alpha)X_1, \quad \bar{\mathcal{E}}_2^{ME}[f_\alpha; \varphi, X] = (1 - \alpha)X_2, \quad \bar{\mathcal{E}}_3^{ME}[f_\alpha; \varphi, X] = X_3. \quad (3.16)$$

Furthermore, for any two models f_α and f_β , we have

$$\bar{\mathcal{E}}_i^{ME}[f_\alpha; \varphi, X] - \bar{\mathcal{E}}_i^{ME}[f_\beta; \varphi, X] = \pm(\alpha - \beta)X_i = \pm(\alpha - \beta)Z + O(\delta), \quad i \in \{1, 2\} \quad \text{in } L^2(\mathbb{P}). \quad (3.17)$$

Comparing equations (3.15) and (3.16), we see that the conditional Shapley values for predictors X_1, X_2 are independent of the representative model up to small additive noise, while that is not the case for the marginal ones. Furthermore, (3.12) and (3.17) imply that $\|\bar{\mathcal{E}}_i^{ME}[f_\alpha; \varphi, X] - \bar{\mathcal{E}}_i^{ME}[f_\beta; \varphi, X]\|_{L^2(\mathbb{P})}$ does not tend to 0 as $\delta \rightarrow 0$ despite the fact that $\|f_\alpha - f_\beta\|_{L^2(P_X)} \rightarrow 0$, hence the instability of the marginal explanations.

We next provide an example that showcases that model's *energy* (in the sense of its squared norm) is split on conditional explanations and some of it is dissipated. To see this, recall that the efficiency property puts a constraint on the vector $\bar{\mathcal{E}}^{CE}[f; h, X]$; its components should add up to $f(X) - \mathbb{E}[f(X)]$. As a consequence, in light of Corollary 3.2(ii), the energy of the conditional explanation vector is bounded by that of the (centered) model:

$$\|\bar{\mathcal{E}}^{CE}[f; h, X]\|_{L^2(\mathbb{P})^n}^2 = \sum_{i=1}^n \|\bar{\mathcal{E}}_i^{CE}[f; h, X]\|_{L^2(\mathbb{P})}^2 \leq \|f - f_0\|_{L^2(P_X)}^2, \quad f_0 := \mathbb{E}[f(X)]. \quad (3.18)$$

Notice that in view of the Rashomon effect [10], which leads to instabilities of marginal explanations as shown in Theorem 3.3, the energy of the model can be significantly lower than that of the marginal explanations.

Example 3.3. Let $f(x) = \frac{1}{\sqrt{\delta}}(x_1 - x_2)$, with $\delta > 0$. Let $X = (X_1, X_2)$ with $\mathbb{E}[X_i] = 0$. Suppose that $X_i = Z + \epsilon_i$, $\epsilon_i \sim \mathcal{N}(0, \delta)$, $i \in \{1, 2\}$, where $Z \sim \mathcal{N}(0, 1)$, and $\epsilon_1, \epsilon_2, Z$ are independent.

First, note that $f(X) = \frac{1}{\sqrt{\delta}}(\epsilon_1 - \epsilon_2)$ and hence, by independence of ϵ_1 and ϵ_2 , we obtain

$$\|f\|_{L^2(P_X)}^2 = \text{Var}(f(X)) = \delta^{-1} \cdot (\text{Var}(\epsilon_1) + \text{Var}(\epsilon_2)) = 2\delta.$$

Next, computing marginal explanations, we get $\bar{\mathcal{E}}_1^{ME}[f; \varphi, X] = \frac{1}{\sqrt{\delta}}X_1$, $\bar{\mathcal{E}}_2^{ME}[f; \varphi, X] = -\frac{1}{\sqrt{\delta}}X_2$ and hence

$$\|\bar{\mathcal{E}}^{ME}[f; \varphi, X]\|_{L^2(\mathbb{P})^2}^2 = \frac{2}{\delta} + O(\delta).$$

Thus, as $\delta \rightarrow 0^+$, $\|f\|_{L^2(P_X)} \rightarrow 0$, but $\|\bar{\mathcal{E}}^{ME}[f; \varphi, X]\|_{L^2(\mathbb{P})^2} \rightarrow \infty$.

It is worth mentioning that, when the game value h is efficient, then the independence of explanations (both marginal or conditional) leads to energy conservation. In general, for conditional explanations, we have the following result on the energy conservation.

Lemma 3.2. *Let h be an efficient game value in the form (3.1) with $w(S, n) \geq 0$. The equality in (3.18) is achieved if and only if*

$$\langle f(X) - \bar{\mathcal{E}}_i^{CE}[f; h, X], \bar{\mathcal{E}}_i^{CE}[f; h, X] \rangle_{L^2(\mathbb{P})} = 0, \quad \forall i \in N. \quad (3.19)$$

Proof. See Appendix A.3.1. \square

Example 3.4. Suppose $X = (X_1, \dots, X_n)$ are independent and let $f(x) := \sum_{j=1}^n g_j(x_j)$. Then for each $i \in N$

$$\bar{\mathcal{E}}_i^{CE}[f; \varphi, X] = \bar{\mathcal{E}}_i^{ME}[f; \varphi, X] = \sum_{j=1}^n \bar{\mathcal{E}}_i^{ME}[g_j; \varphi, X] = \bar{\mathcal{E}}_i^{ME}[g_i; \varphi, X] = g_i(X_i) - \mathbb{E}[g_i(X_i)]$$

where we used the independence of predictors, linearity of $\bar{\mathcal{E}}^{ME}$, null-player property, and efficiency property (see Theorem 3.2 for details). Thus, the conditional (and marginal) explanations are independent and hence

$$\|f - f_0\|_{L^2(P_X)}^2 = \text{Var}(f(X)) = \sum_{i=1}^n \text{Var}(g_i(X)) = \|\bar{\mathcal{E}}^{ME}[f; \varphi, X]\|_{L^2(\mathbb{P})^n}^2 = \|\bar{\mathcal{E}}^{CE}[f; \varphi, X]\|_{L^2(\mathbb{P})^n}^2.$$

We next show that, under dependencies, model's energy can be dissipated on explanations.

Example 3.5. Let $X = (X_1, \dots, X_n)$ and $f(x)$ be globally Lipschitz. Suppose that $X_i = Z + \epsilon_i$, where $Z \in L^2(\mathbb{P})$ is a latent variable, and $\epsilon_i \sim \mathcal{N}(0, \delta_i)$, for each $i \in N$.

Define $\bar{f}(x) := \frac{1}{n} \sum_{i=1}^n f(x_i, x_i, \dots, x_i)$. Since \bar{f} is a symmetric function (that is, the order of the input components does not matter) and the Shapley value φ is a symmetric game value, we must have

$$\mathcal{E}_i^{CE}[\bar{f}(X); \varphi, X] = \mathcal{E}_j^{CE}[\bar{f}(X); \varphi, X], \quad i, j \leq n.$$

Since f is globally Lipschitz, by the linearity of \mathcal{E}^{CE} , we obtain for each $i \in N$

$$\mathcal{E}_i^{CE}[f(X); \varphi, X] = \mathcal{E}_i^{CE}[\bar{f}(X); \varphi, X] + O(\delta) \quad \text{in } L^2(\mathbb{P}),$$

where $\delta := (\delta_1, \dots, \delta_n)$. Then, the last two equality imply that for $i, j \leq n$

$$\bar{\mathcal{E}}_i^{CE}[f; \varphi, X] = \bar{\mathcal{E}}_j^{CE}[f; \varphi, X] + O(\delta), \quad \text{in } L^2(\mathbb{P}).$$

Hence, by efficiency of φ , for every $j \leq n$ we obtain

$$f(X) - f_0 = \sum_{i=1}^n \bar{\mathcal{E}}_i^{CE}[f; \varphi, X] = n \cdot \bar{\mathcal{E}}_j^{CE}[f(X); \varphi, X] + O(\delta) \quad \text{in } L^2(\mathbb{P}),$$

where $f_0 := \mathbb{E}[f(X)]$. This implies that

$$\|\bar{\mathcal{E}}^{CE}[f; \varphi, X]\|_{L^2(\mathbb{P})^n} = \frac{1}{\sqrt{n}} \|f - f_0\|_{L^2(P_X)} + O(\delta).$$

The following example illustrates that (3.19) can be violated even if the predictors are independent. Here, the main cause of the energy dissipation is interaction in between the variables in the model (meaning that the model fails to be additive, unlike Example 3.4).

Example 3.6. Suppose $X = (X_1, \dots, X_n)$ are independent and let $f(x) = \prod_{i=1}^n x_i$. Let $h = \varphi$. Since $f(x)$ is itself symmetric, it follows from the symmetry of φ that the conditional explanations for all predictors must coincide

$$\bar{\mathcal{E}}_i^{CE}[f; \varphi, X] = \bar{\mathcal{E}}_j^{CE}[f; \varphi, X], \quad i, j \in N.$$

Hence, since φ is efficient, we obtain

$$f(X) - \mathbb{E}[f(X)] = \sum_{i=1}^n \bar{\mathcal{E}}_i^{CE}[f; \varphi, X] = n \cdot \bar{\mathcal{E}}_j^{CE}[f; \varphi, X], \quad j \in N.$$

The same identities hold for marginal explanations too. Thus, we conclude

$$\|\bar{\mathcal{E}}^{ME}[f; \varphi, X]\|_{L^2(\mathbb{P})^n} = \|\bar{\mathcal{E}}^{CE}[f; \varphi, X]\|_{L^2(\mathbb{P})^n} = \frac{1}{\sqrt{n}} \|f - f_0\|_{L^2(P_X)}$$

where in the first equality we used predictor independence.

Conclusion. The difference between conditional and marginal explanations can be summarized as follows:

- (1) $f_n \rightarrow f$ in $L^2(P_X)$ implies $\bar{\mathcal{E}}^{CE}[f_n] \rightarrow \bar{\mathcal{E}}^{CE}[f]$.
- (2) $f_n \rightarrow f$ in $L^2(\tilde{P}_X)$ implies $\bar{\mathcal{E}}^{ME}[f_n] \rightarrow \bar{\mathcal{E}}^{ME}[f]$.
- (3) $f_n, f \in L^2(\tilde{P}_X)$ and $f_n \rightarrow f$ in $L^2(P_X)$ in general does not imply $\bar{\mathcal{E}}^{ME}[f_n] \rightarrow \bar{\mathcal{E}}^{ME}[f]$.

Results of this section on the stability of conditional or marginal explanations will be vastly generalized in §5 for more general game values that are not necessarily in the form of (3.1); see Proposition 5.2(iii) and Proposition 5.3. In §5, we alleviate the instability of marginal explanations discussed in this section through constructing group explainers that can unify marginal and conditional approaches.

4 Mutual information-based hierarchical clustering of variables

In this section, we discuss a mutual information-based grouping technique, which is the first step towards constructing group explainers in §5. Given predictors $X = (X_1, X_2, \dots, X_n)$, the objective is to identify disjoint sets $S_j \subseteq \{1, 2, \dots, n\}$ that yield a partition $\mathcal{P} = \{S_1, S_2, \dots, S_r\}$ of predictors' indices, so that $X_{S_1}, X_{S_2}, \dots, X_{S_r}$ form weakly independent unions such that within each group the predictors share a significant amount of mutual information; see Cover and Thomas [13]. Each union X_{S_j} may be viewed as a single predictor, called a group predictor. Such partitioning would effectively reduce the dimensionality of the problem and consequently, the complexity of explanations. Moreover, as we shall see in the next section, grouping in a sense unifies conditional and marginal explanations.

Grouping predictors and group attribution methods have been discussed previously in the context of linear or simple functional dependencies [1]. However, in real datasets the dependencies are often highly non-linear and not necessarily functional. Therefore, grouping methods must be based on techniques that measure non-linear dependencies accurately.

In this work, we propose to employ a variable hierarchical clustering technique in conjunction with a state-of-the-art measure of dependence called the Maximal Information Coefficient (MIC), introduced in Reshef et al. [45, 47], to construct weakly independent groups of predictors.

In what follows, we provide a background on this measure, and describe hierarchical clustering methods based on it. We also provide an example that demonstrates the advantage of using the maximal information coefficient in clustering.

4.1 Maximal information coefficient

In recent years, an immense progress has been made in the design of powerful statistics for measuring variable dependence. There is a comprehensive body of research and results on this topic. Most notable measures of dependence are investigated in the following works: Kraskov et al. [32], Zenga [59] and Paninski [44] on the estimation of mutual information; Rényi [49] and Breiman and Friedman [9] on maximal correlation; Székely et al. [53] and Székely and Rizzo [54] on distance correlation; Reshef et al. [45, 47, 46] on maximal information coefficient (MIC); [21, 22] on the Hilbert-Schmidt independence criterion, Lopez-Paz et al. [34] on the randomized dependence coefficient; Heller et al. [25] on the Heller-Heller-Gorfine distance, Heller [26] on S^{DDP} .

Reshef et al. [47] introduced the information-theoretic measure of dependence called the Maximal Information Coefficient_{*} (MIC_{*}) that overcomes the disadvantages of traditional measures, and has the following remarkable properties advantageous for variable hierarchical clustering algorithms:

- MIC_{*} applies to pairs of random variables and returns a value that represents the strength of the relationship between them. That value is 0 if and only if the variables are independent;
- it is *transitive* in the sense that it provides a similar value between transformed variables, $\text{MIC}_*(X, Y) = \text{MIC}_*(g(X), h(Y))$, where g, h are strictly monotonic;
- it is *equitable*, that is, it outputs a similar value between pairs of variables that exhibit similar noise levels, $\text{MIC}_*(X, Y) \approx \text{MIC}_*(Z, W) \Rightarrow \text{MIC}_*(X + \varepsilon_1, Y + \varepsilon_2) \approx \text{MIC}_*(Z + \varepsilon_1, W + \varepsilon_2)$.

In Reshef et al. [47] the measure MIC_{*} is defined as regularized mutual information between a pair of random variables that penalizes complicated grids which ensures that the result falls between zero and one.

Definition 4.1 (Reshef et al. [47]). *Let (X, Y) be jointly distributed random variables. The population maximal information coefficient_{*} (MIC_{*}) of (X, Y) is defined by*

$$\text{MIC}_*(X, Y) = \sup_G \frac{I(X, Y)|_G}{\log \|G\|}.$$

Here G denotes a two-dimensional grid, $\|G\|$ denotes the minimum of the number of rows of G and the number of columns of G , $I((X, Y)|_G)$ denotes the discrete mutual information of $(X, Y)|_G := (\text{col}_G(X), \text{col}_G(Y))$.

There are two statistics, called MIC and MIC_e, that can be used to estimate MIC_{*}. While both of the statistics are consistent estimators, MIC introduced in Reshef et al. [45] can be computed only via an inefficient heuristic approximation, meanwhile MIC_e introduced in Reshef et al. [47] can be computed exactly and efficiently using an appropriate optimization technique which yields a fast algorithm.

Definition 4.2 (Reshef et al. [47]). *Let D_n be a dataset drawn from (X, Y) , with $|D_n| = n$. Then*

$$\text{MIC}_e(D_n; B(n)) = \max_{k, \ell < B(n)} \left\{ \frac{\mathbb{1}_{\{k < \ell\}} I^{[*]}(D_n, k, [\ell]) + \mathbb{1}_{\{k \geq \ell\}} I^{[*]}(D_n, [k], \ell)}{\log(\min\{k, \ell\})} \right\},$$

where $B(n)$ is a tuning function that tends to ∞ as $n \rightarrow \infty$, $I^{[*]}(D_n, k, [\ell]) = \max_{G \in G(k, [\ell])} I(X, Y)|_G$ and $G(k, [\ell])$ is the set of k -by- ℓ grids whose y -axis partition is an equipartition of size ℓ .

Reshef et al. [47, Corollary 26] establishes that MIC_e is a consistent estimator of MIC_{*} provided that $\omega(1) < B(n) \leq O(n^{1-\epsilon})$ for some $\epsilon \in (0, 1)$. Furthermore, Reshef et al. [47, Theorem 28] shows that MIC_e can be computed in time $O(n + n^{5(1-\epsilon)/2})$ when $B(n) = O(n^{1-\epsilon})$, which in turn implies the following.

Corollary 4.1 (Reshef et al. [47]). *MIC_{*} can be estimated consistently in linear time.*

4.2 Variable hierarchical clustering

Clustering is used to partition the data points p_1, p_2, \dots, p_n into groups called clusters so that the dissimilarities between points in the same cluster are smaller than those in other clusters. Given $K < n$, a combinatorial clustering algorithm assigns each observation to a cluster $k \in \{1, 2, \dots, K\}$ following a certain rule. A partition of data points into clusters can be characterized by a grouping map $C : \{1, 2, \dots, n\} \rightarrow \{1, 2, \dots, K\}$.

A clustering algorithm's objective is to identify an optimal grouping map C^* that solves a minimization problem $\min_C W(C)$ where

$$W(C) = \sum_{k \in \{1, \dots, K\}} \sum_{C(i)=k} \sum_{C(j)=k} d(p_i, p_j)$$

is an energy function and $d(p_i, p_j)$ is a measure of *dissimilarity* between points.

Hierarchical clustering algorithms produce hierarchical representations called *dendrograms* (Figure 1). In addition to the dissimilarity measure $d(p_i, p_j)$, these algorithms require as an input a measure of dissimilarity between disjoint clusters, called intergroup dissimilarity.

A well-known intergroup dissimilarity measure is the group average linkage (GA) given by $d_{GA}(S_1, S_2) = \frac{1}{|S_1||S_2|} \sum_{i \in S_1} \sum_{j \in S_2} d(p_i, p_j)$. Two other popular measures are single linkage and complete linkage that estimate the smallest and the largest pairwise distances, respectively, between points in two clusters. The group average linkage measure is a compromise between these two measures, which enjoys the statistical property of being an estimate of the expected distance between two disjoint clusters [24].

Agglomerative methods (recursive merging), start at the bottom where each single data point represents a cluster and at each new level merge a selected pair of clusters into a single one. The clusters picked for merging are those for which intergroup dissimilarity achieves the smallest value. This procedure yields a binary tree in which the height of each node is proportional to the value of the intergroup dissimilarity between the two child nodes with the terminal nodes located at zero height.

In our work, we seek to generate a dendrogram (a kind of partition tree) that encodes the strength of dependencies between predictors. For this, it is necessary to define a variable dissimilarity measure based on an accurate measure of dependence. Therefore, we propose the dissimilarity measure based on regularized mutual information given by

$$d_{\text{MIC}_*}(X_i, X_j) = 1 - \text{MIC}_*(X_i, X_j) \in [0, 1] \quad (4.1)$$

which can be estimated by the statistic $1 - \text{MIC}_e(\{x_i^{(\ell)}\}_{\ell=1}^N, \{x_j^{(\ell)}\}_{\ell=1}^N)$.

The advantage of the MIC-based clustering algorithm is that properties of MIC are carried over to the partition tree. In particular, the shape of the tree has the following desirable properties:

- the tree height, representing the strength of dependencies in predictors, is always less or equal to one;
- in light of transitivity, the geometry of the tree is invariant under strictly monotone transformations;
- in light of equitability, the height of each subtree reflects information about the noise level among predictors in the terminal nodes.

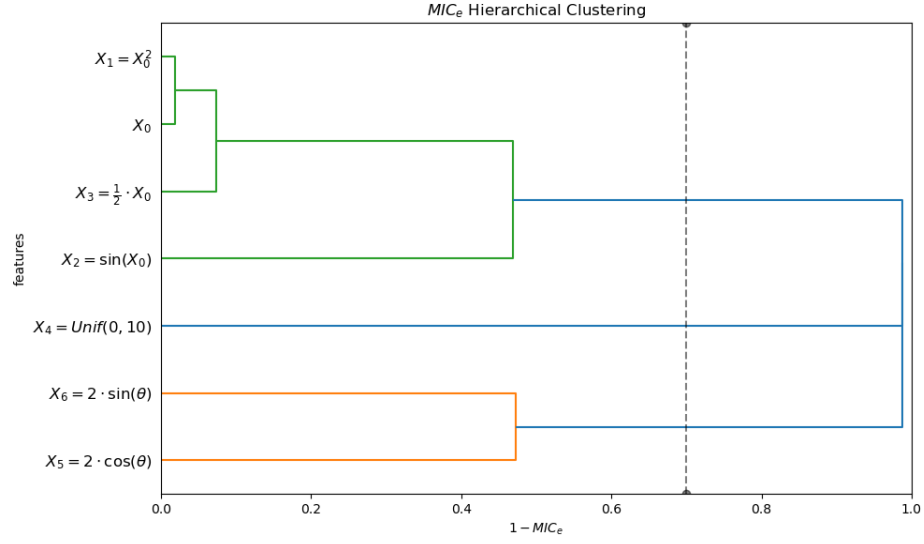
4.3 Example of variable hierarchical clustering based on MIC_*

We next perform variable clustering using MIC_e and compare it with that based on the correlation for the model:

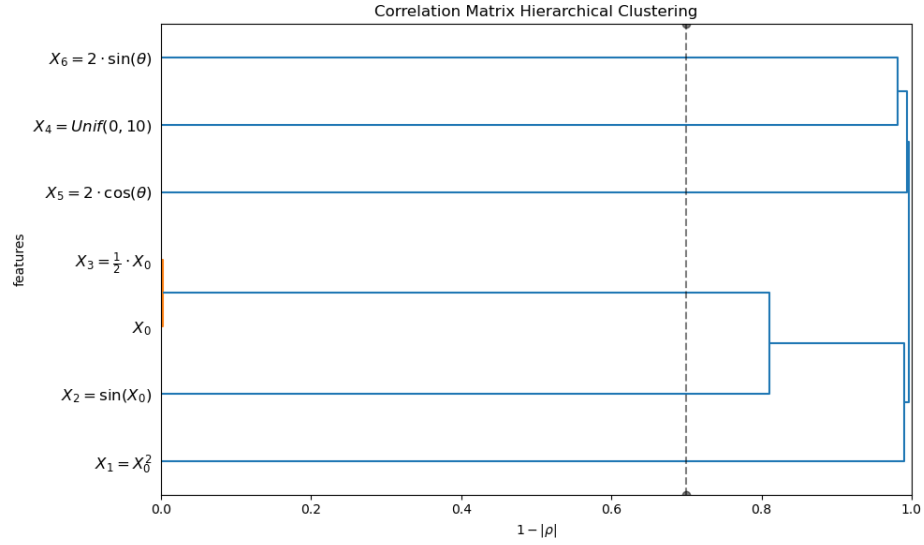
$$\begin{aligned} X_0 &\sim \text{Unif}(-4\pi, 4\pi), & X_1 &= X_0^2 + \epsilon_1, & X_2 &= \sin(X_0) + \epsilon_2, & X_3 &= 0.5X_0 + \epsilon_3, \\ X_4 &\sim \text{Unif}(0, 10), & X_5 &= 2\cos(\theta) + \epsilon_5, & X_6 &= 2\sin(\theta) + \epsilon_6, \end{aligned} \quad (4.2)$$

where

$$\epsilon_1 \sim \mathcal{N}(0, 1), \epsilon_2 \sim \mathcal{N}(0, \frac{1}{4}), \epsilon_3 \sim \mathcal{N}(0, \frac{1}{4}), \epsilon_5 \sim \mathcal{N}(0, \frac{1}{10}), \epsilon_6 \sim \mathcal{N}(0, \frac{1}{10}), \theta \sim \text{Unif}(0, 2\pi).$$

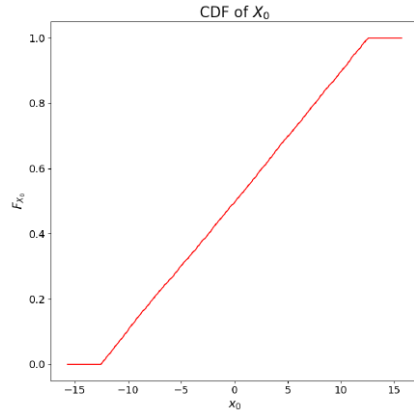


(a) MIC-based hierarchical clustering with GA linkage.

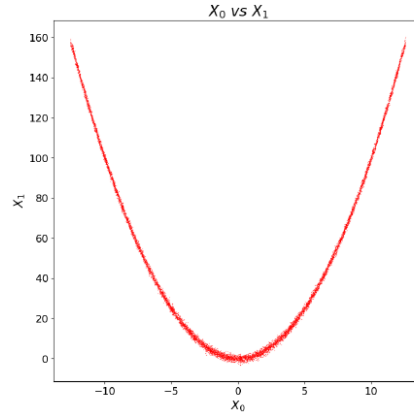


(b) Correlation-based hierarchical clustering with GA linkage.

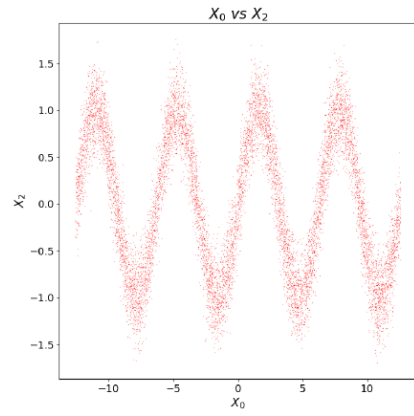
Figure 1: Variable hierarchical clustering for the model (4.2). The dotted vertical line is based on a dissimilarity threshold; the predictors that have remained together on the left of it end up in same groups.



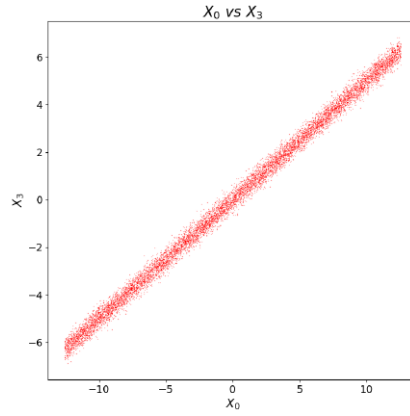
(a) CDF of X_0



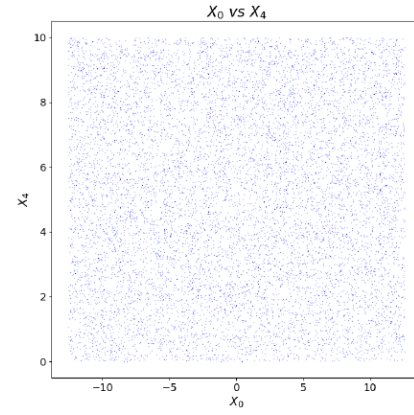
(b) Quadratic relationship with noise



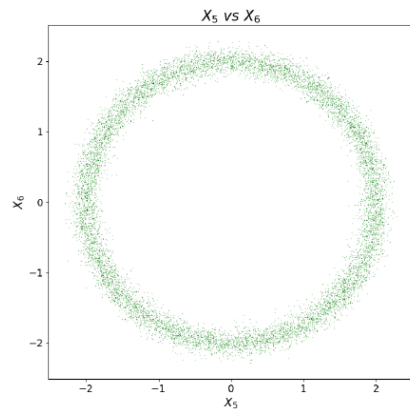
(c) Sine relationship with noise



(d) Linear relationship with noise



(e) Independent relationship



(f) circle

Figure 2: Scatter plots showing the dependencies in the distribution of (4.2).

By construction, there are three independent groups of variables in the model (4.2)

$$X_{S_1} = (X_0, X_1, X_2, X_3), \quad X_{S_2} = X_4, \quad X_{S_3} = (X_5, X_6), \quad (4.3)$$

such that within each group the variables have strong dependencies. Figure 2 displays scatter plots of 10^4 samples of paired variables from the joint distribution (4.2) that visually confirms the grouping (4.3).

Figure 1a displays a dendrogram generated by the MIC_e -based dissimilarity measure, whose geometry is in accordance with our intuition on how predictors should be grouped with each other based on their dependencies and the accompanying noise level. Using the dendrogram as a guide, setting the dissimilarity threshold $\alpha = 0.7 \geq 1 - \text{MIC}_e$, we conclude that the variables are partitioned into groups $\mathcal{P}_{\alpha=0.7}^{\text{MIC}_e} = \{S_1, S_2, S_3\}$ with S_i given by (4.3), which coincides with the built-in grouping.

In contrast, according to the dendrogram on Figure 1b, the correlation-based clustering fails to capture non-linear dependencies as it ignores the sine functional dependence and captures weak dependencies between X_5 and X_6 that form a noisy circle, placing them in different clusters. Setting the dissimilarity threshold $\alpha = 0.7 \geq 1 - |\rho|$ with ρ the Pearson correlation, we obtain $\mathcal{P}_{\alpha=0.7}^\rho = \{\{0, 3\}, \{1\}, \{2\}, \{4\}, \{5\}, \{6\}\}$, which is drastically different from the designed grouping (4.3).

5 Group explainers with coalition structures

In this section, we construct explainers that quantify the contributions of predictor unions with the focus on dependency-based grouping. In particular, given predictors $X \in \mathbb{R}^n$ and a partition $\mathcal{P} = \{S_1, S_2, \dots, S_m\}$ of predictors, our objective is to utilize the partition structure to explain the contribution of each predictor under a coalition structure or the contribution of each group $S_j \in \mathcal{P}$ to the model value. We will refer to such explainers as *explainers with a coalition structure*. Grouping by dependencies allows for the reduction of the predictor dimensionality and constructs explanations which unify marginal and conditional approaches.

We begin the section by some preliminary material on game values in §5.1, and proceed to trivial group explainers in §5.2 and quotient game explainers in §5.3. In the latter subsection, we shall see that if the unions of predictors obtained from the partition are independent, then the marginal and conditional approaches agree after passing to the quotient (cf. Proposition 5.2). It is even possible to refrain from passing to the quotient game – which has the unions as its players – and compute feature attributions for the original players (i.e. the predictors) while taking the partition into account. This is the content of §5.4 where game values with coalition structures, e.g. Owen and two-step Shapley values, are reviewed. In particular, Proposition 5.4 of the subsection demonstrates how grouping can be a remedy to the instability of the marginal game (discussed in §3) assuming that our coalitional game values satisfy the so called quotient game property. The final subsection, §5.5, considers parameterized nested partitions of the form

$$\mathcal{P}_\alpha = \{S_1^\alpha, S_2^\alpha, \dots, S_m^\alpha\}, \quad \alpha \in [0, 1], \quad (5.1)$$

induced by a parameterized partition tree \mathcal{T} . This is closely related to clustering predictors based on the MIC_* and a dissimilarity threshold α which appeared before in §4; see Remark 5.7.

5.1 Preliminaries

In this subsection, we discuss the extensions of linear game values to non-cooperative games. Recall that a cooperative game with n players is a set function v that acts on a finite set of players $N \subset \mathbb{N}$ and satisfies $v(\emptyset) = 0$. Typically, $N = \{1, 2, \dots, n\}$. Recall that a game value is a map $(N, v) \mapsto h[N, v] \in \mathbb{R}^n$ that determines the worth of each player $i \in N$ of a game v . A set $T \subseteq N$ is called a *carrier* of v if $v(S) = v(S \cap T)$ for all $S \subseteq N$.

In what follows, we shall repeatedly refer to the properties of game values outlined in Appendix A.1 such as linearity (LP), efficiency property (EP), null-player property (NPP) etc.

Let V_0 be the set of all cooperative games with finitely many players. Let us next consider set functions with finite carriers that violate the condition $v(\emptyset) = 0$. To this end, let us denote the collection of such

games by

$$V = \{(N, v) : v(\emptyset) \in \mathbb{R}, \quad v(S) = \tilde{v}(S), \quad S \subseteq N, \quad |S| \geq 1, \text{ for some } (N, \tilde{v}) \in V_0\}. \quad (5.2)$$

One way to construct an extension of a linear game value to V is to introduce a new player and turn a non-cooperative game v with n players into a cooperative one with $n + 1$ players. Another approach is to incorporate the value $v(\emptyset)$ into the values of the extension. Here, we consider the latter approach to avoid dealing with an extra player.

In what follows, for each $v \in V$, the cooperative game \tilde{v} denotes its projection onto V_0 as in (5.2) (it agrees with v on non-empty sets). Given a linear game value h , we seek an extension \bar{h} to V that satisfies:

$$(E1) \quad \bar{h}[N, \tilde{v}] = h[N, \tilde{v}] \text{ for } (N, \tilde{v}) \in V_0,$$

$$(E2) \quad \bar{h} \text{ is linear on } V.$$

Lemma 5.1. *Let h be a linear game value. An extension \bar{h} satisfying (E1)-(E2) has the representation:*

$$\bar{h}_i[N, v] = h_i[N, \tilde{v}] + \gamma_i v(\emptyset), \quad i \in N = \{1, 2, \dots, n\}, \quad (5.3)$$

where $\{\gamma_i\}_{i=1}^n$ are constants that depend on N . Furthermore, any game in the form (5.3) satisfies properties (E1)-(E2). In addition, if h is symmetric, then \bar{h} is symmetric if and only if $\gamma_i = \gamma_j$, for each $i, j \in N$.

Proof. First, suppose \bar{h} has the form (5.3). Let (N, v) be any non-cooperative game and (N, \tilde{v}) the cooperative game which is its projection. Then

$$\bar{h}_i[N, \tilde{v}] = h_i[N, \tilde{v}] + \gamma_i \tilde{v}(\emptyset) = h_i[N, \tilde{v}].$$

The function \bar{h} defined above is clearly linear if h is.

Suppose next that \bar{h} is an extension of h that satisfies (E1)-(E2). Take $(N, v) \in V$. Let u_0 denote a non-cooperative game satisfying $u_0(\emptyset) = 1$ and $u_0(S) = 0$ for any non-empty $S \subseteq N$. Observe that v can be expressed as $v = \tilde{v} + v(\emptyset)u_0$. Then, using (E1) and (E2), we conclude

$$\bar{h}[N, v] = h[N, \tilde{v}] + v(\emptyset)\bar{h}[N, u_0].$$

Setting $\gamma_i = \bar{h}_i[N, u_0]$, we obtain (5.3).

Finally, suppose that h is symmetric and let \bar{h} be its extension. Let π be any permutation of N . Then

$$\bar{h}_i[N, \pi v] = h_i[N, \widetilde{\pi v}] + \gamma_i (\pi v(\emptyset)) = h_{\pi(i)}[N, \tilde{v}] + \gamma_i v(\emptyset),$$

where we used the fact that $\widetilde{\pi v} = \pi \tilde{v}$ and $\pi v(\emptyset) = v(\emptyset)$. Then $\bar{h}_i[\pi v] = \bar{h}_{\pi(i)}[v]$ if and only if $\gamma_i = \gamma_{\pi(i)}$. Since π is arbitrary, we conclude that \bar{h} is symmetric if and only if $\gamma_i = \gamma_j$ for all i, j . \square

For example, consider the Shapley value φ defined in (2.3). The same formula can be applied to non-cooperative games to construct an extension. In that case, one has $\gamma_i(\varphi, n) = -\frac{1}{n}$ and the extension satisfies $\bar{\varphi}_i[N, v] = \varphi_i[N, \tilde{v}] - \frac{1}{n}v(\emptyset)$. The efficiency property for the extension then reads as

$$\sum_{i=1}^n \bar{\varphi}_i[N, v] = v(N) - v(\emptyset).$$

Another well-known value is the *Banzhaf value* [8] given by

$$Bz_i[N, v] = \sum_{S \subseteq N \setminus \{i\}} \frac{1}{2^{n-1}} [v(S \cup \{i\}) - v(S)], \quad i \in N. \quad (5.4)$$

The Banzhaf value assumes that every player is equally likely to enter any coalition unlike the Shapley value that assumes that players are equally likely to join coalitions of the same size, and that all coalitions of a

given size are equally likely. There is only one property that differs between the two values. Shapley value satisfies the efficiency property (A.2), while Banzhaf value satisfies the *total power property* (A.4) instead.

To extend the Banzhaf value using the same formula, we set $\gamma_i(Bz, n) = -\frac{1}{2^{n-1}}$. In this case, the extension \overline{Bz} has exactly the representation (5.4) and the total power property (TPP) reads as

$$\sum_{i=1}^n \overline{Bz}_i[N, v] = \text{TPP}(Bz[N, \tilde{v}]) - \frac{n}{2^{n-1}} v(\emptyset).$$

Given a game value h and its extension \bar{h} , we will abuse the notation and write

$$\bar{h}(X; f, v) := \bar{h}[N, v(\cdot; X, f)], \quad v \in \{v^{CE}, v^{ME}\}. \quad (5.5)$$

Definition 5.1. Let h be a linear game value and \bar{h} its extension. We say that \bar{h} is centered if $\bar{h}[N, c] = 0$ for any constant non-cooperative game $(N, c) \in V$.

Notice that the extensions of Shapley and Banzhaf values we introduced above are centered.

Lemma 5.2. Let h be a linear game value and \bar{h} its extension with $\gamma = \{\gamma_i\}_{i=1}^n$ as in (5.3). Let u denote a unit, non-cooperative game, that is, $u(S) = 1$ for all $S \subseteq N$ and any N . Then

- (i) \bar{h} is centered if and only if $\gamma = -h[N, \tilde{u}]$.
- (ii) \bar{h} is centered if and only if $\bar{h}[N, v] = h[N, (v - v(\emptyset)u)]$.

(iii) If h has the form

$$h_i[N, \tilde{v}] = \sum_{S \subseteq N \setminus \{i\}} w(i, N, S) [\tilde{v}(S \cup \{i\}) - \tilde{v}(S)], \quad i \in N,$$

where $w(i, N, S)$ ($i \in N$, $S \subseteq N$) are constants, then it extends by the same formula to a centered game value for non-cooperative games:

$$\bar{h}_i[N, v] = \sum_{S \subseteq N \setminus \{i\}} w(i, N, S) [v(S \cup \{i\}) - v(S)], \quad i \in N. \quad (5.6)$$

(iv) Let $X = (X_1, \dots, X_n)$ be the predictors and f a model. Let $f_0 = \mathbb{E}[f(X)]$. Then for $v \in \{v^{CE}, v^{ME}\}$

$$\bar{h}(X; f, v) = h(X; f - f_0, v) + f_0 \bar{h}[N, u]. \quad (5.7)$$

As a consequence, if \bar{h} is centered, then $\bar{h}(X; f, v) = h(X; f - f_0, v)$, $v \in \{v^{CE}, v^{ME}\}$.

Proof. Let c be any constant non-cooperative game, that is, for some constant c_0 , $c(S) = c_0$ for all $S \subseteq N$. Then, by (5.3), we have $\bar{h}[N, c] = \bar{h}[N, c_0 u] = c_0 \bar{h}[N, u] = c_0(h[N, \tilde{u}] + \gamma)$. This proves (i). The statement (ii) follows from (E1)-(E2) and (i).

Suppose \bar{h} has the form (5.6). Then for any constant non-cooperative game c and each $i \in N$, we have $c(S \cup \{i\}) = c(S)$, $S \subseteq N$, and hence $\bar{h}_i[N, c] = 0$. This proves (iii).

Let $v = v^{CE}$. For any $S \subseteq N$ we have

$$v^{CE}(S; X, f) = \mathbb{E}[f(X)|X_S] = \mathbb{E}[f(X) - f_0|X_S] + f_0 = v^{CE}(S; X, f - f_0) + f_0 u(S)$$

and hence using the linearity of \bar{h} and the representation (5.3) we obtain

$$\bar{h}(X; f, v^{CE}) = h[N, v^{CE}(\cdot; X, f - f_0)] + f_0 \bar{h}[N, u],$$

which establishes (5.7) for $v = v^{CE}$. The proof of (5.7) for $v = v^{ME}$ is similar. \square

See A.1 and A.2 in the appendix for more on game values.

5.2 Trivial group explainers

A game value determines the worth of each individual player while group explainers are capable of quantifying the attribution of any subset of players. In this subsection, we present a simple way of constructing group explainers that work for any partition of players. A more sophisticated approach appears in §5.3.

Definition 5.2. Let $X = (X_1, \dots, X_n)$ be the predictors, f a model, and $\mathcal{P} = \{S_1, S_2, \dots, S_m\}$ a partition of predictors. Let h be a linear game value and \bar{h} its extension. A trivial group explainer based on (\bar{h}, \mathcal{P}) is defined by

$$\bar{h}_{S_j}(X; f, v) = \sum_{i \in S_j} \bar{h}_i(X; f, v), \quad S_j \in \mathcal{P}, \quad v \in \{v^{CE}, v^{ME}\}. \quad (5.8)$$

Recall that if predictors X are independent, then the conditional and marginal game coincide, which implies that $\bar{h}[v^{CE}] = \bar{h}[v^{ME}]$. This is in general no longer true if the independence is dropped.

Suppose next that the partition \mathcal{P} yields independent unions $X_{S_1}, X_{S_2}, \dots, X_{S_m}$. The question we are interested in is what the relationship between the group explanations $\bar{h}_{S_j}(X; v^{CE}, f)$ and $\bar{h}_{S_j}(X; v^{ME}, f)$ is.

Proposition 5.1. Let $X, \mathcal{P}, h, \bar{h}$ be as in Definition 5.2. Let \bar{h} be centered. Suppose that $X_{S_1}, X_{S_2}, \dots, X_{S_m}$ are independent and that f is additive across the elements of \mathcal{P} ,

$$f(X) = \sum_{j \in M} f_j(X_{S_j}), \quad m = |\mathcal{P}|, \quad M = \{1, 2, \dots, m\}. \quad (5.9)$$

(i) The games $v^{CE}(\cdot; X, f), v^{ME}(\cdot; X, f)$ can be expressed as follows:

$$v^{CE}(\cdot; X, f) = \sum_{j \in M} v_j^{CE}(\cdot; X, f) - (m-1)\mathbb{E}[f(X)]u, \quad v^{ME}(\cdot; X, f) = \sum_{j \in M} v_j^{ME}(\cdot; X, f) - (m-1)\mathbb{E}[f(X)]u \quad (5.10)$$

where u is the unit, non-cooperative game and

$$v_j^{CE}(S; X, f) := v^{CE}(S \cap S_j; X, f), \quad v_j^{ME}(S; X, f) := v^{ME}(S \cap S_j; X, f), \quad j \in M. \quad (5.11)$$

(ii) If h satisfies (NPP), then

$$\bar{h}_i[N, v^{CE}] = \bar{h}_i[N, v_j^{CE}], \quad \bar{h}_i[N, v^{ME}] = \bar{h}_i[N, v_j^{ME}], \quad i \in S_j. \quad (5.12)$$

(iii) If h satisfies (EP) and (NPP), then

$$\bar{h}_{S_j}(X; f, v^{CE}) = \bar{h}_{S_j}(X; f, v^{ME}) = f_j(X_{S_j}) - \mathbb{E}[f_j(X_{S_j})]. \quad (5.13)$$

Proof. For any $S \subseteq N$ one has

$$\begin{aligned} v^{CE}(S; X, f) &= \sum_{j \in M} \mathbb{E}[f_j(X_{S_j}) | X_{S \cap S_j}] = \sum_{j \in M} \mathbb{E}\left[f(X) - \sum_{k \in M, k \neq j} f_k(X_{S_k}) \middle| X_{S \cap S_j}\right] \\ &= \sum_{j \in M} \mathbb{E}[f(X) | X_{S \cap S_j}] - \sum_{j \in M} \sum_{k \in M, k \neq j} \mathbb{E}[f_k(X_{S_k})] \\ &= \sum_{j \in M} v^{CE}(S \cap S_j; X, f) - (|M| - 1) \left(\sum_{k \in M} \mathbb{E}[f_k(X_{S_k})] \right) \\ &= \sum_{j \in M} v_j^{CE}(S; X, f) - (m-1)\mathbb{E}[f(X)]. \end{aligned}$$

Notice that on the first line we used $\mathbb{E}[f_j(X_{S_j}) | X_S] = \mathbb{E}[f_j(X_{S_j}) | X_{S \cap S_j}]$ which is due to the following fact: if W, Y, Z are vectors of random variables on the same probability space with (W, Y) independent of Z , then $\mathbb{E}[W | Y, Z] = \mathbb{E}[W | Y]$.

Similarly, for the marginal game, we have the following which concludes the proof of (i).

$$\begin{aligned}
v^{ME}(S; X, f) &= \mathbb{E}[f(x_S, X_{-S})]_{x_S=X_S} = \sum_{j \in M} \mathbb{E}[f_j(x_{S_j \cap S}, X_{S_j \setminus S})]_{x_{S_j \cap S}=X_{S_j \cap S}} \\
&= \sum_{j \in M} \left(\mathbb{E}[f(x_{S_j \cap S}, X_{-(S_j \cap S)})]_{x_{S_j \cap S}=X_{S_j \cap S}} - \mathbb{E}\left[\sum_{k \in M, k \neq j} f_k(X_{S_k}) \right] \right) \\
&= \sum_{j \in M} \mathbb{E}[f(x_{S_j \cap S}, X_{-(S_j \cap S)})]_{x_{S_j \cap S}=X_{S_j \cap S}} - \sum_{j \in M} \sum_{k \in M, k \neq j} \mathbb{E}[f_k(X_{S_k})] \\
&= \sum_{j \in M} v^{ME}(S \cap S_j; X, f) - (|M| - 1) \left(\sum_{k \in M} \mathbb{E}[f_k(X_{S_k})] \right) \\
&= \sum_{j \in M} v_j^{ME}(S; X, f) - (m - 1) \mathbb{E}[f(X)].
\end{aligned}$$

Applying the centered extension \bar{h} to either of the games appearing in (5.10), the contribution of the constant game $(m - 1)\mathbb{E}[f(X)]u$ would be zero. Thus

$$\bar{h}_i[N, v^{CE}(\cdot; X, f)] = \sum_{j \in M} \bar{h}_i[N, v_j^{CE}(\cdot; X, f)] = \sum_{j \in M} h_i[N, v_j^{CE}(\cdot; X, f - f_0)],$$

where $f_0 := \mathbb{E}[f(X)]$. Notice that we have used Lemma 5.2(iv) for the last equality.

Now if h satisfies (NPP), the terms $h_i[N, v_j^{CE}(\cdot; X, f - f_0)]$ vanish unless $i \in S_j$ because S_j is clearly a carrier for the cooperative game $(N, v_j^{CE}(\cdot; X, f - f_0))$. Therefore, if $i \in S_{j_*}$, the last equation simplifies to $\bar{h}_i[N, v^{CE}(\cdot; X, f)] = \bar{h}_i[N, v_{j_*}^{CE}(\cdot; X, f)]$. This establishes (ii) for the conditional game. The proof for the marginal game is similar.

Finally, suppose h satisfies (EP) as well. Again, we only present the proof for conditional game. Invoking (ii) one has

$$\bar{h}_{S_j}(X; f, v^{CE}) = \sum_{i \in S_j} \bar{h}_i[N, v_j^{CE}(\cdot; X, f)] = \sum_{i \in S_j} h_i[N, v_j^{CE}(\cdot; X, f - f_0)].$$

Since S_j is a carrier for the cooperative game $(N, v_j^{CE}(\cdot; X, f - f_0))$, by the efficiency property the last summation is equal to $v_j^{CE}(N; X, f - f_0) = v^{CE}(S_j; X, f - f_0)$. One can easily check that the last term coincides with $f_j(X_{S_j}) - \mathbb{E}[f_j(X_{S_j})]$. \square

Corollary 5.1. *Let \mathcal{P} , f , h , \bar{h} , and u be as in Proposition 5.1. For $j \in M$, define the games on the set of players S_j by*

$$\nu_j^{CE}(S) := v^{CE}(S; X_{S_j}, f_j), \quad \nu_j^{ME}(S) := v^{ME}(S; X_{S_j}, f_j), \quad S \subseteq S_j.$$

If h satisfies (NPP) and (CDP), then for each $i \in S_j$

$$\bar{h}_i[N, v^{CE}(\cdot; X, f)] = \bar{h}_i[S_j, \nu_j^{CE}], \quad \bar{h}_i[N, v^{ME}(\cdot; X, f)] = \bar{h}_i[S_j, \nu_j^{ME}].$$

Proof. We have shown in (5.12) that $\bar{h}_i[N, v^{CE}(\cdot; X, f)]$ and $\bar{h}_i[N, v^{ME}(\cdot; X, f)]$ coincide respectively with $\bar{h}_i[N, v_j^{CE}]$ and $\bar{h}_i[N, v_j^{ME}]$ provided that $i \in S_j$ and (NPP) holds. The games (N, v_j^{CE}) and (N, v_j^{ME}) , defined in (5.11), have S_j as a carrier. Here, ν_j^{CE} and ν_j^{ME} are their restrictions to games with S_j as the set of players. The game values for these restrictions should agree with the original game values if h satisfies (CDP). \square

For linear game values, the complexity of computing $h \in \mathbb{R}^n$ is $O(2^n)$ where $n = |N|$ is the number of players (cf. Lemma A.1). Corollary 5.1 implies that if the model is additive across the elements of the partition \mathcal{P} with independent components, then the computation of $\bar{h}_i[N, v_j^{CE}]$ can be done in time $O(2^{|S_j|})$ and hence the complexity of group explanations $\bar{h}_{S_j}[v^{CE}]$, and that of single feature explanations in S_j , is $O(2^{|S_j|})$ rather than $O(2^{|N|})$. Similar conclusion holds for marginal explanations.

Example 5.1. If the assumption of the additivity across the partition \mathcal{P} is dropped, the marginal and conditional group explanations defined by (5.8) will no longer be equal. For example, consider the model:

$$X = (X_1, X_2, X_3), \quad f(X) = X_2 X_3, \quad \mathcal{P} = \{\{1, 2\}, \{3\}\}, \quad (5.14)$$

with (X_1, X_2) independent of X_3 and $\mathbb{E}[X] = 0$. Computing the marginal explanations for $h = \varphi$ gives

$$\bar{\varphi}_{\{1,2\}}(X; f, v^{ME}) = \bar{\varphi}_{\{3\}}(X; f, v^{ME}) = \frac{1}{2} X_2 X_3,$$

while the conditional ones are given by

$$\bar{\varphi}_{\{1,2\}}(X; f, v^{CE}) = \frac{1}{2} X_2 X_3 - \frac{1}{6} \mathbb{E}[X_2|X_1] X_3, \quad \bar{\varphi}_{\{3\}}(X; f, v^{CE}) = \frac{1}{2} X_2 X_3 + \frac{1}{6} \mathbb{E}[X_2|X_1] X_3.$$

Consequently, the two types of explanations differ whenever $\mathbb{E}[X_2|X_1] \neq 0$.

The method of construction (5.8) was explored in [1] for additive models and proved to be effective in producing Shapley-based explanations consistent with both the model and data.

5.3 Quotient game explainers

The trivial group explainers obtained by (5.8) are based on single-feature explanations and do not utilize the structure imposed by the partition \mathcal{P} . Constructing explainers that explicitly incorporate the coalition structure of \mathcal{P} might be advantageous when the partition is based on dependencies. In the case when predictors within each union X_{S_j} share significant amount of mutual information, the change in value of one of the predictors causes a certain change in value of other predictors in the union, and thus, the predictors within the union “act in agreement” with one another.

To design explainers of unions with the partition in mind, we make use of quotient games. This is the content of this subsection.

Definition 5.3. Given a cooperative game (N, v) with $N = \{1, 2, \dots, n\}$ and a partition $\mathcal{P} = \{S_1, S_2, \dots, S_m\}$ of N , the quotient game $(M, v^{\mathcal{P}})$, where $M = \{1, 2, \dots, m\}$, is defined by

$$v^{\mathcal{P}}(A) := v(\cup_{j \in A} S_j), \quad A \subseteq M.$$

For non-cooperative games, we adapt the same definition; note that one always has $v^{\mathcal{P}}(\emptyset) = v(\emptyset)$.

By design, the quotient game is played by the unions; that is, the game $v^{\mathcal{P}}$ is obtained by restricting v to unions $S_j \in \mathcal{P}$ by viewing the elements of the partition \mathcal{P} as players. This motivates us to define explanations of predictor unions as follows.

Definition 5.4. Let $X, f, \mathcal{P}, h, \bar{h}$ be as in Definition 5.2. The quotient game explainer based on (\bar{h}, \mathcal{P}) is defined by

$$\bar{h}_{S_j}^{\mathcal{P}}(X; f, v) := \bar{h}_j[M, v^{\mathcal{P}}(\cdot; X, f)], \quad S_j \in \mathcal{P}, \quad v \in \{v^{CE}, v^{ME}\}.$$

Proposition 5.2. Let $X, f, \mathcal{P}, h, \bar{h}$ be as in Definition 5.2 and suppose that \bar{h} is centered. Let $X_{S_1}, X_{S_2}, \dots, X_{S_m}$ be independent. Then

- (i) The complexity of the quotient game explanation is $O(2^{|\mathcal{P}|})$.
- (ii) The marginal and conditional games coincide, i.e. $v^{CE, \mathcal{P}} = v^{ME, \mathcal{P}}$, and hence

$$\bar{h}_{S_j}^{\mathcal{P}}(X; f, v^{ME}) = \bar{h}_{S_j}^{\mathcal{P}}(X; f, v^{CE}), \quad S_j \in \mathcal{P}. \quad (5.15)$$

- (iii) The linear map $f \mapsto \bar{h}_{S_j}^{\mathcal{P}}(X; v^{ME}, f)$ is bounded and hence continuous on $L^2(P_X)$.

(iv) For $v \in \{v^{CE}, v^{ME}\}$ we have

$$\bar{h}_{S_j}^{\mathcal{P}}(X; f, v) = h_{S_j}^{\mathcal{P}}(X; f - f_0, v), \quad f_0 := \mathbb{E}[f(X)].$$

(v) If h satisfies (EP) and (NPP) properties and f is additive across \mathcal{P} (see (5.9)), then

$$\bar{h}_{S_j}^{\mathcal{P}}(X; f, v) = \bar{h}_{S_j}(X; f, v), \quad S_j \in \mathcal{P}, \quad v \in \{v^{CE}, v^{ME}\}. \quad (5.16)$$

Proof. The statement (i) follows directly from the representation formula (A.10) of Lemma A.1.

Next, let $A \subseteq M$. Let $S_A := \cup_{j \in A} S_j$. Then, by the independence of X_{S_A} and X_{-S_A} we have

$$v^{CE, \mathcal{P}}(A; X, f) = \mathbb{E}[f(X)|X_{S_A}] = \mathbb{E}[f(X_{S_A}, X_{-S_A})|X_{S_A}] = \mathbb{E}[f(x_{S_A}, X_{-S_A})]_{|x_{S_A}=X_{S_A}} = v^{ME, \mathcal{P}}(A; X, f).$$

Since $A \subseteq M$ was arbitrary, the two quotient games coincide which proves (ii).

Since h is linear, Lemma A.1 implies that the extension \bar{h} satisfies the growth condition below for any game (N, v) :

$$|\bar{h}_i[N, v]| \leq C \sum_{S \subseteq N} |v(S)|, \quad i \in N, \quad (5.17)$$

where $C = C(N)$ is a constant. Let $\gamma = \{\gamma_i\}_{i=1}^m$ be the constants that come up in extending h to non-cooperative games on M as in Lemma 5.1. Then, for any model f , we have

$$\|\bar{h}_{S_j}^{\mathcal{P}}(X; f, v^{CE})\|_{L^2(\mathbb{P})} \leq C \sum_{\substack{A \subseteq M \\ A \neq \emptyset}} \|\mathbb{E}[f(X)|X_{\cup_{j \in A} S_j}]\|_{L^2(\mathbb{P})} + |\gamma_i| \cdot \|\mathbb{E}[f(X)]\| \leq C \|f\|_{L^2(P_X)}$$

where C is a generic constant. This together with (ii) establishes (iii).

Note that for any $A \subseteq M$

$$v^{CE, \mathcal{P}}(A; X, f - f_0) = \mathbb{E}[f(X) - f_0 | X_{\cup_{j \in A} S_j}] = v^{CE, \mathcal{P}}(A; X, f) - f_0 u(A)$$

(where u is the unit non-cooperative game) and hence

$$\bar{h}_j[v^{CE, \mathcal{P}}(\cdot; X, f)] = h_j[M, v^{CE, \mathcal{P}}(\cdot; X, f - f_0)],$$

which proves (iv) for $v = v^{CE}$. The proof of (iv) for $v = v^{ME}$ is similar.

Suppose now that f is additive across the elements of \mathcal{P} and that h is linear and satisfies the efficiency property. Let $f_0 = \mathbb{E}[f(X)]$. First, let us assume that $f_0 = 0$. Then v^{CE} and v^{ME} are cooperative games and hence the quotient games are as well. Note that for any $A \subseteq M$ we have

$$v^{ME, \mathcal{P}}(A; X, f) = \sum_{j \in A} f_j(X_{S_j}) + \sum_{k \notin A} \mathbb{E}[f_k(X_{S_k})] = \sum_{j \in A} (f_j(X_{S_j}) - \mathbb{E}[f_j(X_{S_j})]).$$

In particular, when A is a singleton $\{j\}$ one has $v^{ME, \mathcal{P}}(\{j\}; X, f) = f_j(X_{S_j}) - \mathbb{E}[f_j(X_{S_j})]$. We deduce that in general $v^{ME, \mathcal{P}}(A; X, f) = \sum_{j \in A} v^{ME, \mathcal{P}}(\{j\}; X, f)$.

This proves that $v^{ME, \mathcal{P}}$ is a non-essential cooperative game. Then, the results of (ii) together with Lemma A.2 imply

$$h_j[M, v^{CE, \mathcal{P}}(\cdot; X, f)] = h_j[M, v^{ME, \mathcal{P}}(\cdot; X, f)] = v^{ME, \mathcal{P}}(\{j\}; X, f) = f_j(X_{S_j}) - \mathbb{E}[f_j(X_{S_j})].$$

Then, the above relationship and Proposition 5.1(iii) give (iv) for the case $f_0 = 0$.

Now for a general f , applying the result just obtained to $f - f_0$ yields:

$$h_{S_j}^{\mathcal{P}}(X; f - f_0, v) = \bar{h}_{S_j}(X; f - f_0, v), \quad S_j \in \mathcal{P}, \quad v \in \{v^{CE}, v^{ME}\}.$$

The left-hand side is equal to $\bar{h}_{S_j}^{\mathcal{P}}(X; f, v)$ by (iv) while the right-hand side is the same as $\bar{h}_{S_j}(X; f, v)$ because translating f by a constant does not alter $\bar{h}_{S_j}(X; f, v)$ according to Proposition 5.1(iii). Consequently, we obtain (5.16). \square

Remark 5.1. Given a partition $\mathcal{P} = \{S_1, \dots, S_m\}$ of predictors, and assuming that h satisfies the properties outlined in Corollary 3.2(ii), the energy bound (3.18) also holds for the conditional quotient game explanations based on the centered extension \bar{h} as

$$\sum_{j=1}^m \|\bar{h}_{S_j}^{\mathcal{P}}(X; v^{CE}, f)\|_{L^2(\mathbb{P})}^2 \leq \|f - f_0\|_{L^2(P_X)}^2, \quad f_0 := \mathbb{E}[f(X)]. \quad (5.18)$$

Remark 5.2. Proposition 5.2 showcases that game values for quotient conditional and marginal games coincide when groups are independent. Dropping the assumption of independence leads to the following stability results. For a quotient conditional game we have the same stability result as before, namely

$$\|\bar{h}_j[v^{CE, \mathcal{P}}(\cdot; X, f)]\| \leq C\|f\|_{L^2(P_X)}$$

for some constant $C = C(h, |\mathcal{P}|)$. For a quotient marginal game the stability is obtained in the measure space equipped with the probability measure that incorporates the grouping structure, namely

$$\|\bar{h}_j[v^{ME, \mathcal{P}}(\cdot; X, f)]\| \leq C\|f\|_{L^2(\tilde{P}_{X, \mathcal{P}})}, \quad \text{where} \quad \tilde{P}_{X, \mathcal{P}} := \frac{1}{2^m} \sum_{A \subseteq M, T = \cup_{j \in A} S_j} P_{X_T} \otimes P_{X_{-T}} \ll \tilde{P}_X. \quad (5.19)$$

Given the above estimate, for a nested sequence of partitions $\{N\} \prec \mathcal{P}_1 \prec \mathcal{P}_2 \prec \dots \prec \{\bar{N}\}$ we obtain

$$P_X \ll \tilde{P}_{X, \mathcal{P}_1} \ll \dots \ll \tilde{P}_{X, \mathcal{P}_k} \ll \tilde{P}_X,$$

and hence for any representative $f_* \in [f]$ of $[f] \in L^2(\tilde{P}_X)$, we have

$$\|f_*\|_{L^2(P_X)} \leq 2^{|\mathcal{P}_1|} \|f_*\|_{L^2(\tilde{P}_{X, \mathcal{P}_1})} \leq \dots \leq 2^{|\mathcal{P}_k|} \|f_*\|_{L^2(\tilde{P}_{X, \mathcal{P}_k})} \leq 2^n \|f_*\|_{L^2(\tilde{P}_X)}.$$

In the reverse order, the bounds in general do not hold, which can be shown in a similar manner as in Theorem 3.3.

Lemma 5.2 states that the quotient game explanations always coincide for games v^{CE} and v^{ME} whenever the unions are independent, and hence always leads to explanations that are consistent with data in the sense of Theorem 3.1. Furthermore, as each union is treated as a player, each quotient game explanation can be computed in time $O(2^{|\mathcal{P}|})$. Thus, if the number of groups $|\mathcal{P}|$ grows as $\log(n^{1-\delta})$, the quotient game explanations have complexity $O(n)$.

Using the quotient game approach, there are certain considerations one must take into account:

- (a) if the partition is changed the game values have to be recomputed;
- (b) knowing the quotient game values does not help with computation of single feature explanations, which are expensive computationally;
- (c) even if single feature explanations are known, the trivial and quotient game explanations in general are not equal (see Example 5.1); this case causes loss of continuity of marginal, trivial group explanations with respect to models in $L^2(P_X)$ when dependencies are present.

The aforementioned difficulties can be overcome, when explainers are constructed with the help of game values that utilize the partition structure \mathcal{P} . We discuss such explainers in the next section.

5.4 Explainers based on games with coalition structure

A more advanced way to design explainers with the partition in mind is to employ cooperative game theory with coalition structure, in which the objective is to compute the payoffs of players in a game where players form unions acting in agreement within the union.

The games with coalitions were introduced by [7] and later many more researchers contributed to the development of this subject. Some of the notable works are [42], [43], [57], [15], [4], [5], [3], [11], [58]. See also the work by Lorenzo-Freire [35] containing a detailed exposition on games with coalitions.

Definition 5.5. Let $N \subset \mathbb{N}$ and $\mathcal{P} = \{S_1, S_2, \dots, S_m\}$ be a partition of N . A coalitional value g is a map that assigns to every game with a coalition structure (N, v, \mathcal{P}) a vector

$$g[N, v, \mathcal{P}] = \{g_i[N, v, \mathcal{P}]\}_{i \in N}$$

where $g_i[N, v, \mathcal{P}]$ denotes the payoff for the player $i \in N$.

Note that any game value $h[N, v]$ could be viewed as a coalitional value that has no explicit dependence on the partition \mathcal{P} . Furthermore, the map $(N, v) \mapsto g[N, v, \bar{N}]$, where $\bar{N} = \{\{i\} : i \in N\}$ denotes the partition containing singletons, induces a game value. Properties of game values such as linearity (LP), efficiency (EP) etc. (see Appendix A.1) extend to coalitional game values in an obvious way.

Some notable (non-trivial) coalitional values are the Owen value and the Banzhaf-Owen value respectively defined by

$$\begin{aligned} Ow_i[N, v, \mathcal{P}] &= \sum_{R \subseteq M \setminus \{j\}} \sum_{T \subseteq S_j \setminus \{i\}} \frac{r!(m-r-1)! t!(s_j-t-1)!}{m! s_j!} [v(Q \cup T \cup \{i\}) - v(Q \cup T)] \\ BzOw_i[N, v, \mathcal{P}] &= \sum_{R \subseteq M \setminus \{j\}} \sum_{T \subseteq S_j \setminus \{i\}} \frac{1}{2^{m-1}} \frac{1}{2^{s_j-1}} [v(Q \cup T \cup \{i\}) - v(Q \cup T)] \end{aligned} \quad (5.20)$$

where $i \in S_j$, $t = |T|$, $s_j = |S_j|$, $r = |R|$ and $Q = \cup_{r \in R} S_r$. The difference between the two values is that the Owen value satisfies the efficiency property, while the Banzhaf-Owen value satisfies the total power property. In addition, the Owen value for partitions consisting of singletons is the Shapley value (2.3), while for such partitions the Banzhaf-Owen value is the Banzhaf value (5.4). These properties can be verified directly.

To extend linear coalitional values to games that fail to satisfy $v(\emptyset) = 0$, one can carry out the same program as in §5.1. Given a linear coalitional value g , we seek an extension \bar{g} to V that satisfies:

$$(E1') \quad \bar{g}[N, \tilde{v}, \mathcal{P}] = g[N, \tilde{v}, \mathcal{P}] \text{ for } (N, \tilde{v}) \in V_0.$$

$$(E2') \quad \bar{g} \text{ is linear on } V.$$

Lemma 5.3 (extension). Let g be a linear coalitional value. An extension \bar{g} satisfying $(E1')$ -($E2'$) has the representation:

$$\bar{g}_i[N, v, \mathcal{P}] = g_i[N, \tilde{v}, \mathcal{P}] + \gamma_i v(\emptyset), \quad i \in N, \quad (5.21)$$

where $\gamma = \{\gamma_i\}_{i=1}^n$ are constants that depend on N and \mathcal{P} . Furthermore, any coalitional value in the form (5.21) satisfies $(E1')$ -($E2'$). In addition, if g is symmetric, then \bar{g} is symmetric if and only if $\gamma_i = \gamma_j$, $i, j \in N$.

Proof. The proof follows the same steps as those in the proof of Lemma 5.1. □

Abusing the notation as before, for each $i \in N$ we write

$$\bar{g}_i(X; v, \mathcal{P}, f) := \bar{g}_i[N, v(\cdot; X, f), \mathcal{P}], \quad v \in \{v^{CE}, v^{ME}\}. \quad (5.22)$$

Group explainers based on coalitional values can similarly be defined either via sums or quotient games.

Definition 5.6. Let X, \mathcal{P} be as in Definition 5.2. Let g be a linear coalitional value and \bar{g} its extension. The trivial and quotient game explainers based on (\bar{g}, \mathcal{P}) and $v \in \{v^{CE}, v^{ME}\}$ are defined by

$$\bar{g}_{S_j}(X; v, \mathcal{P}, f) = \sum_{i \in S_j} \bar{g}_i[N, v(\cdot; X, f), \mathcal{P}], \quad \bar{g}_{S_j}^P(X; v, f) = \bar{g}_j[M, v^P(\cdot; X, f), \bar{M}], \quad S_j \in \mathcal{P}. \quad (5.23)$$

Definition 5.7. Let g be a linear coalitional value and \bar{g} its extension. We say that \bar{g} is centered if $\bar{g}[N, c, \mathcal{P}] = 0$ for any constant non-cooperative game $(N, c) \in V$ and any partition \mathcal{P} .

Lemma 5.4. *Let g be a linear coalitional value and \bar{g} its extension with γ as in (5.21). Let u denote a unit, non-cooperative game, that is, $u(S) = 1$ for all $S \subseteq N$ and any N . Then*

- (i) \bar{g} is centered if and only if $\gamma = -g[N, \tilde{u}, \mathcal{P}]$.
- (ii) If \bar{g} is centered then $\bar{g}[N, v, \mathcal{P}] = g[N, (v - v(\emptyset)u), \mathcal{P}]$
- (iii) If \bar{g} has the form

$$\bar{g}_i[N, v, \mathcal{P}] = \sum_{S \subseteq N \setminus \{i\}} w(N, \mathcal{P}, S) [v(S \cup \{i\}) - v(S)], \quad i \in N, \quad (5.24)$$

where $w(N, \mathcal{P}, S)$ are constants, then it is centered.

- (iv) Let $X \in \mathbb{R}^n$ be predictors and f a model. Let $f_0 = \mathbb{E}[f(X)]$. Then for $v \in \{v^{CE}, v^{ME}\}$

$$\bar{g}(X; f, v) = g(X; f - f_0, v) + f_0 \bar{g}[N, u, \mathcal{P}] = g(X; f - f_0, v) + f_0(g[N, \tilde{u}, \mathcal{P}] + \gamma). \quad (5.25)$$

As a consequence, if \bar{g} is centered, then for each $i \in N$ and $S_j \in \mathcal{P}$

$$\bar{g}(X; f, v, \mathcal{P}) = g(X; f - f_0, v, \mathcal{P}), \quad \bar{g}_{S_j}^{\mathcal{P}}(X; f, v) = g_{S_j}^{\mathcal{P}}(X; f - f_0, v), \quad v \in \{v^{CE}, v^{ME}\}.$$

Proof. The proof follows the same steps as those in the proof of Lemma 5.2. □

The results of Theorem 3.1, Theorem 3.2, and Theorem 3.3 can be extended to coalitional values.

Proposition 5.3 (stability). *Let X, \mathcal{P} be as in Definition 5.2. Let g be a linear coalitional value and \bar{g} its extension.*

- (i) *The linear map $f \mapsto \bar{\mathcal{E}}^{CE}[f; \bar{g}, X] := \bar{g}(X; v^{CE}, \mathcal{P}, f)$ is bounded and hence continuous on $L^2(P_X)$.*
- (ii) *The linear map $f \mapsto \bar{\mathcal{E}}^{ME}[f; \bar{g}, X] := \bar{g}(X; v^{ME}, \mathcal{P}, f)$ is bounded and hence continuous on $L^2(\tilde{P}_X)$.*
- (iii) *Suppose $(\bar{\mathcal{E}}^{ME}[\cdot; \bar{g}, X], H_X)$ is well-defined. Let g have the form (5.24) with $w(N, \mathcal{P}, S) > 0$. Suppose there exists distinct $i, j \in \{1, 2, \dots, n\}$ for which (BC) holds. Then $(\bar{\mathcal{E}}^{ME}[\cdot; \bar{g}, X], H_X)$ is unbounded.*
- (iv) *If \bar{g} is centered, then the conclusions (i)-(iv) of Proposition 5.2 hold for the quotient game explanations. In particular, the linear map $f \mapsto \bar{g}_{S_j}^{\mathcal{P}}(X; f, v), \{v^{CE}, v^{ME}\}$, is bounded and hence continuous on $L^2(P_X)$.*

Proof. The properties (i) and (ii) follow from Lemma A.1 and the fact that for any $S \subseteq N = \{1, 2, \dots, n\}$

$$\|v^{CE}(S; X, f)\|_{L^2(\mathbb{P})} \leq \|f\|_{L^2(P_X)}, \quad \|v^{ME}(S; X, f)\|_{L^2(\mathbb{P})} \leq 2^n \|f\|_{L^2(\tilde{P}_X)}.$$

The property (iii) follows from Proposition A.1 (take k to be i) and the fact that $w(N, \mathcal{P}, S) > 0$, while (iv) can be obtained following the steps in the proof of Proposition 5.2(i)-(iv). □

Remark 5.3. Proposition 5.3(iii) can be generalized to linear coalitional game values that are not necessarily in the form of (5.24); see Proposition A.1.

5.4.1 Two-step property

Having quotient game explanations does not provide one with single feature explanations, which sometimes are desirable. Unlike game values, coalitional values may allow for a more efficient way of computing single feature explanations. This is the case, for example, when a coalitional value can be obtained using a two-step procedure: first by playing a quotient-like game and then a game inside the union.

Definition 5.8. Let $g[N, v, \mathcal{P}]$ be a linear coalitional value. We say that g satisfies a two-step formulation if for any $N \subset \mathbb{N}$ and its partition $\mathcal{P} = \{S_1, \dots, S_m\}$ there exists a linear symmetric game value $h^{(1)}$, a linear game value $h^{(2)}$, and games $v^{(1)}, v^{(2)}, \dots, v^{(m)}$ played respectively on S_1, S_2, \dots, S_m (all dependant on (N, v, \mathcal{P})), such that

$$g_i[N, v, \mathcal{P}] = h_i^{(2)}[S_j, v^{(j)}], \quad i \in S_j \quad \text{where} \quad v^{(j)}(T) = h_j^{(1)}[M, \hat{v}_T], \quad T \subseteq S_j, \quad M = \{1, 2, \dots, m\}, \quad (5.26)$$

and $\{\hat{v}_T = \hat{v}_T(N, v, \mathcal{P})\}_{j \in M, T \subseteq S_j}$ is a family of intermediate games on M satisfying

(i) for any permutation $\pi : M \rightarrow M$

$$\hat{v}_T(N, v, \{S_{\pi(k)}\}_{k=1}^n) = \pi^{-1} \hat{v}_T(N, v, \{S_k\}_{k=1}^n), \quad T \subseteq S_j;$$

(ii) $\hat{v}_{S_j}(N, v, \mathcal{P}) = v^{\mathcal{P}}$ for any $j \in M$;

(iii) $\hat{v}_T(N, v, \{N\})(\{1\}) = v(T)$ for any $T \subseteq N$.

Remark 5.4. Property (i) ensures that $g[N, u, \mathcal{P}]$ is independent of the ordering of the sets in \mathcal{P} . Property (ii) requires that when $T \in \mathcal{P}$ the intermediate game is the quotient game played on the partition elements. Property (iii) requires that for the grand coalition structure the total payoff of the intermediate game associated with T is equal to the payoff of v on T .

Before we proceed, let us provide several examples of game-values that have two-step formulation. First, consider the two-step Shapley defined in Kamijo [31] and given by

$$TSh_i[N, v, \mathcal{P}] = \varphi_i[S_j, v] + \frac{1}{|S_j|} (\varphi_j[M, v^{\mathcal{P}}] - v(S_j)), \quad i \in S_j. \quad (5.27)$$

Define the intermediate game \hat{v} as follows. For each non-empty $T \subseteq S_j$ define the game \hat{v}_T by

$$\hat{v}_T(A) = \frac{|T|}{|S_j|} v^{\mathcal{P}}(A) + |A| (v(T) - \frac{|T|}{|S_j|} v^{\mathcal{P}}(\{j\})), \quad A \subseteq M. \quad (5.28)$$

Let the game values be $h^{(1)} = h^{(2)} = \varphi$. Then for each $j \in M$ and $i \in S_j$ we have

$$TSh_i[N, v, \mathcal{P}] = \varphi_i[S_j, v_{TSh}^{(j)}], \quad v_{TSh}^{(j)}(T) = \varphi_j[M, \hat{v}_T] = v(T) + \frac{|T|}{|S_j|} (\varphi_j[M, v^{\mathcal{P}}] - v(S_j)), \quad T \subseteq S_j. \quad (5.29)$$

Two other examples are the Owen and Banzhaf-Owen values (see (5.20)). For each $T \subseteq S_j$ define the intermediate game by

$$\hat{v}_T(A) = v^{\mathcal{P}|T}(A) := \mathbb{1}_{\{j \notin A\}} v^{\mathcal{P}}(A) + \mathbb{1}_{\{j \in A\}} v(\cup_{k \in A \setminus \{j\}} S_k \cup T), \quad A \subseteq M. \quad (5.30)$$

Then for each $j \in M$, $i \in S_j$, and $T \subseteq S_j$

$$\begin{aligned} Ow_i[N, v, \mathcal{P}] &= \varphi_i[S_j, v_{Ow}^{(j)}], & v_{Ow}^{(j)}(T) &= \varphi_j[M, v^{\mathcal{P}|T}] \\ BzOw_i[N, v, \mathcal{P}] &= Bz_i[S_j, v_{BzOw}^{(j)}], & v_{BzOw}^{(j)}(T) &= Bz_j[M, v^{\mathcal{P}|T}]. \end{aligned} \quad (5.31)$$

Notice that one has $h^{(1)} = h^{(2)} = \varphi$ (see (2.3)) in the first two-step formulation while $h^{(1)} = h^{(2)} = Bz$ (see (5.4)) in the second.

We then have the following result connecting two-step formulation with the coalitional values for singletons and the grand coalition:

Lemma 5.5. *Let g be a coalitional value with a two-step formulation with $h^{(1)}, h^{(2)}$ as in Definition 5.8.*

(i) *If $h^{(2)}$ satisfies (SEP), then $g[N, v, \bar{N}] = h^{(1)}[N, v]$.*

(ii) *If $h^{(1)}$ satisfies $h_1^{(1)}[\{1\}, v] = v(1)$, then $g[N, v, \{N\}] = h^{(2)}[N, v]$.*

Proof. Suppose $h^{(2)}$ satisfies (SEP). Then by Definition 5.8, for the partition $\mathcal{P} = \bar{N}$ consisting of singletons we have

$$g_i[N, v, \bar{N}] = h_i^{(2)}[\{i\}, v^{(i)}] = v^{(i)}(\{i\}) = h_i^{(1)}[N, \hat{v}_{\{i\}}(N, v, \bar{N})] = h_i^{(1)}[N, v]. \quad (5.32)$$

Next, suppose $h^{(1)}$ satisfies $h_1^{(1)}[\{1\}, v] = v(1)$. Then for the grand coalition $\mathcal{P} = \{N\}$ by we have

$$g_i[N, v, \{N\}] = h_i^{(2)}[N, v^{(1)}], \quad v^{(1)}(T) = h_1^{(1)}[\{1\}, \hat{v}_T(N, v, \{N\})] = \hat{v}_T(N, v, \{N\})(\{1\}) = v(T). \quad (5.33)$$

This implies (ii). \square

Note that in the setting of Definition 5.8 g can have infinitely many representations, for example via rescaling. Suppose that g is a coalitional value having a two-step formulation with $h^{(1)}, h^{(2)}$. Then for any $\alpha \neq 0$

$$g_i[N, v, \mathcal{P}] = h_{\alpha, i}^{(2)}[S_j, v^{(j)}], \quad v^{(j)}(T) = h_{\alpha, j}^{(1)}[M, \hat{v}_T], \quad i \in S_j,$$

where $h_{\alpha}^{(1)} := \alpha h^{(1)}$ and $h_{\alpha}^{(2)} := (1/\alpha)h^{(2)}$. In the following, we will present the conditions for when g has a distinguished representation in terms $h^{(1)}$ and $h^{(2)}$ under the two-step formulation.

Lemma 5.6. *Let g be a coalitional value with a two-step formulation with $h^{(1)}, h^{(2)}$ and the intermediate game $\hat{v}_T(N, v, \mathcal{P})$ as in Definition 5.8 and suppose that $g_1[\{1\}, \tilde{u}, \{\{1\}\}] \neq 0$. Then g satisfies (SIP) if and only if there exists a unique constant $\alpha_* \neq 0$ and unique game values $h_*^{(1)}, h_*^{(2)}$ independent of \hat{v}_T such that*

$$g_i[N, v, \mathcal{P}] = \alpha_* h_{*, i}^{(2)}[S_j, v^{(j)}], \quad v^{(j)}(T) = h_{*, j}^{(1)}[M, \hat{v}_T], \quad i \in S_j, \quad (5.34)$$

where $h_{*, 1}^{(1)}[\{1\}, v] = v(1)$ and $h_*^{(2)}$ satisfies (SEP). As a consequence, we have

$$g[N, v, \bar{N}] = \alpha_* h_*^{(1)}[N, v], \quad g[N, v, \{N\}] = \alpha_* h_*^{(2)}[N, v]. \quad (5.35)$$

Proof. By the two-step formulation definition and linearity of game values we obtain

$$g_i[\{i\}, \tilde{u}, \{\{i\}\}] = h_1^{(1)}[\{1\}, \tilde{u}] h_i^{(2)}[\{i\}, \tilde{u}], \quad i \in \mathbb{N}. \quad (5.36)$$

Suppose g satisfies (A.9). Then from (5.36) it follows that $h_1^{(k)}[\{1\}, u] \neq 0, k \in \{1, 2\}$. Then, this allows us to define

$$\alpha_* = h_1^{(1)}[\{1\}, \tilde{u}] h_1^{(2)}[\{1\}, \tilde{u}], \quad h_*^{(k)} = \frac{h^{(k)}}{h_1^{(k)}[\{1\}, \tilde{u}]}, \quad k \in \{1, 2\}.$$

Hence, by the linearity of $h^{(1)}, h^{(2)}$ we obtain (5.34).

Note that by construction $h_{*, 1}^{(1)}[\{1\}, v] = v(1)$. Furthermore, by (A.9) and (5.36) we have $h_{*, i}^{(2)}[\{i\}, \tilde{u}] = h_{*, 1}^{(2)}[\{1\}, \tilde{u}]$ and hence $h_*^{(2)}$ satisfies (SEP). Finally, the uniqueness of the representation and the independence of $h_*^{(k)}$ from \hat{v}_T is a consequence of Lemma 5.5.

Conversely, suppose there exist $\alpha_* \neq 0$ and game values $h_*^{(1)}, h_*^{(2)}$ such that (5.34) holds where $h_{*, 1}^{(1)}[\{1\}, v] = v(1)$ and $h_*^{(2)}$ satisfies (SEP). Then, the two-step formulation implies $g_i[\{i\}, \tilde{u}, \{\{i\}\}] = \alpha_*$ which gives (SIP). \square

Remark 5.5. The lemma above implies that if g has a representation (5.34), one can choose two game values $h^{(1)}, h^{(2)}$ in the two-step formulation of g , by absorbing α_* either in $h_*^{(1)}$, or in $h_*^{(2)}$, or split between the two games. If we absorb α_* in $h_*^{(1)}$, i.e. $h^{(1)} = \alpha_* h_*^{(1)}$ and $h^{(2)} = h_*^{(2)}$ then, according to Lemma 5.5, g for singletons is equal to $h^{(1)}$. Alternatively, if we absorb α_* in $h_*^{(2)}$, i.e. $h^{(1)} = h_*^{(1)}$ and $h^{(2)} = \alpha_* h_*^{(2)}$, then g for the grand coalition is equal to $h^{(2)}$.

We next discuss the connection between the efficiency property of the coalitional value g and that of the game values $h^{(1)}, h^{(2)}$ in the two-step formulation.

Lemma 5.7. *Let g be a coalitional value with a two-step formulation with $h^{(1)}, h^{(2)}$ as in Definition 5.8.*

(i) *Suppose $h^{(1)}$ and $h^{(2)}$ satisfy (EP). Then g satisfies (EP).*

(ii) *Suppose g satisfies (EP). If either $h^{(1)}$ or $h^{(2)}$ satisfies (SEP), then $h^{(1)}, h^{(2)}$ satisfy (EP).*

Proof. Let $\{v^{(j)}\}_{j=1}^M$ be as in Definition 5.8. Suppose that $h^{(1)}, h^{(2)}$ are efficient, then we have

$$\sum_{i \in N} g[N, v, \mathcal{P}] = \sum_{j \in M} \sum_{i \in S_j} h_i^{(2)}[S_j, v^{(j)}] = \sum_{j \in M} v^{(j)}(S_j) = \sum_{j \in M} h_j^{(1)}[M, v^{\mathcal{P}}] = v^{\mathcal{P}}(M) = v(N),$$

where we used the property $\hat{v}_{S_j} = v^{\mathcal{P}}$ hence (i). Part (ii) follows from Lemma 5.5 and the efficiency of g . \square

It turns out many coalitional values have the two-step property, which guarantees that the complexity of single feature explanations is determined by the complexity of the game values $h^{(1)}$ and $h^{(2)}$ in Definition 5.8. In particular, we have the following.

Lemma 5.8. *Let X, \mathcal{P} , be as in Definition 5.2 and g a linear coalitional value that satisfies the two-step property. Let $v \in \{v^{CE}, v^{ME}\}$. The complexity of single feature explanations $\bar{g}_i(X; f, v, \mathcal{P})$ is $O(2^{|S_j|+|\mathcal{P}|})$.*

We note that the two-step Shapley value for singletons is the Shapley value. Thus, in light of (5.29), when an explainer is based on the two-step Shapley value, the quotient game explanations can be re-used for the computation of single feature explanations, which in turn lowers the complexity to $O(n(2^{|\mathcal{P}|} + 2^{|S_j|}))$. For the Owen and Banzhaf values however this is not the case because single feature explanations have to be computed without the use of the quotient game values, which gives the complexity stated in Lemma 5.8.

5.4.2 Quotient game property

Trivial group explanations (see Definition 5.6) may differ for the marginal and conditional games, which in turn may break the continuity of marginal explanations with respect to models in $L^2(P_X)$. This issue can be resolved if one requires the coalitional value to satisfy the quotient game property.

Definition 5.9. *The coalitional value g satisfies the quotient game property if for any (N, v, \mathcal{P})*

$$\sum_{i \in S_j} g_i[N, v, \mathcal{P}] = g_j[M, v^{\mathcal{P}}, \bar{M}], \quad S_j \in \mathcal{P}, \quad \mathcal{P} = \{S_1, S_2, \dots, S_m\}. \quad (\text{QP})$$

Note that the Shapley value, viewed as a coalitional value, fails to satisfy the quotient game property; see [35].

However, the two-step Shapley values and Owen values satisfy the quotient game property, which can be verified by direct calculations using the two-step formulations:

$$\begin{aligned} \sum_{i \in S_j} TSh_i[N, v, \mathcal{P}] &= \sum_{i \in S_j} \varphi[S_j, v_{TSh}^{(j)}] = v_{TSh}^{(j)}(S_j) = \varphi_j[M, v^{\mathcal{P}}] = TSh_j[M, v^{\mathcal{P}}, \bar{M}] \\ \sum_{i \in S_j} Ow_i[N, v, \mathcal{P}] &= \sum_{i \in S_j} \varphi[S_j, v^{(j)}] = v_{Ow}^{(j)}(S_j) = \varphi_j[M, v^{\mathcal{P}}] = Ow_j[M, v^{\mathcal{P}}, \bar{M}]. \end{aligned}$$

The lemma below generalizes the examples above and says that the two-step formulation plus the efficiency of $h^{(2)}$ is equivalent to g satisfying (QP). The lemma establishes a connection between g and game values $h^{(k)}$, and is also important for the construction of recursive values in the next subsection.

Lemma 5.9. *Let g be a coalitional value with a two-step formulation with $h^{(1)}$, $h^{(2)}$ be as in Definition 5.8. Suppose that $h^{(2)}$ satisfies (SEP). Then:*

- (i) *if $h^{(2)}$ satisfies (EP) then g satisfies (QP).*
- (ii) *If g satisfies (EP) then g satisfies (QP).*
- (iii) *If g satisfies (QP) then*

$$\sum_{i \in S_j} h_i^{(2)}[S_j, v^{(j)}] = g_j[M, v^{\mathcal{P}}, \bar{M}] = h_j^{(1)}[M, v^{\mathcal{P}}] = v^{(j)}(S_j), \quad j \in M. \quad (5.37)$$

Proof. The result follows from Lemma 5.5 and Lemma 5.7. \square

Another example of a coalitional value that satisfies the quotient game property is the *symmetric Banzhaf value* introduced in Alonso-Meijide and Fiestras-Janeiro [5] and defined by the formula

$$Bz_i^{sym}[N, v, \mathcal{P}] = \sum_{R \subseteq M \setminus \{j\}} \sum_{T \subseteq S_j \setminus \{i\}} \frac{1}{2^{m-1}} \frac{t!(s_j - t - 1)!}{s_j!} [v(Q \cup T \cup \{i\}) - v(Q \cup T)]. \quad (5.38)$$

To see this, note that the two-step formulation for this coalitional value reads

$$Bz_i^{sym}[N, v, \mathcal{P}] = \varphi_i[S_j, v_{Bz^{sym}}^{(j)}], \quad v_{Bz^{sym}}^{(j)}(T) = Bz_j[M, v^{\mathcal{P}|T}] \quad (5.39)$$

where $h^{(1)} = Bz$, and $h^{(2)} = \varphi$ satisfies the efficiency property.

Proposition 5.4. *Let X, \mathcal{P} be as in Definition 5.6. Let g be a linear coalitional value and \bar{g} its centered extension. Suppose g satisfies (QP). If the unions $X_{S_1}, X_{S_2}, \dots, X_{S_m}$ are independent, then for $f \in L^2(P_X)$*

$$\bar{g}_{S_j}(X; v^{ME}, \mathcal{P}, f) = \bar{g}_{S_j}(X; v^{CE}, \mathcal{P}, f) = \bar{g}_{S_j}^{\mathcal{P}}(X; v^{ME}, f) = \bar{g}_{S_j}^{\mathcal{P}}(X; v^{CE}, f), \quad S_j \in \mathcal{P}. \quad (5.40)$$

Consequently, the group explanations in (5.40) yield bounded linear operators on $L^2(P_X)$, and hence they are continuous with respect to models in $L^2(P_X)$.

Proof. The proof follows from (QP), Proposition 5.2(ii) and Proposition 5.3(iv). \square

5.4.3 Bounds for marginal coalitional values in the presence of two-step formulation

Let g be a linear coalitional game value and \bar{g} its centered extension. Generalizing Theorem 3.3, Proposition 5.3 indicates that, unlike their conditional analogs, marginal explanations $f \mapsto \bar{g}_i(X; v^{ME}, \mathcal{P}, f)$ are not necessarily bounded in the $L^2(P_X)$ -metric – the instability that motivated grouping the predictors as a remedy and resulted in Proposition 5.4. Here, we provide better bounds for marginal coalitional values under the assumption that g admits a two-step formulation (see §5.4.1) with a particular type of intermediate games, i.e. those that appeared in the case of Owen or two-step Shapley value (see (5.30) or (5.28)).

Lemma 5.10. *Let g be a coalitional game value with a two-step formulation given by linear game values $h^{(1)}$ and $h^{(2)}$ as in Definition 5.8. Denote the centered extension of g by \bar{g} . Let $X = (X_1, \dots, X_n)$ be the predictors, f a model, and $\mathcal{P} = \{S_1, S_2, \dots, S_m\}$ a partition of predictors.*

(i) Suppose in the two-step formulation of g each intermediate game $\hat{v}_T = \hat{v}_T(N, v, \mathcal{P})$ ($T \subseteq S_j$) is given by $v^{\mathcal{P}|T}$. Then for any $i \in S_j$ we have

$$\begin{aligned} \|\bar{g}_i(X; v^{ME}, \mathcal{P}, f)\|_{L^2(\mathbb{P})} \leq & C \left(\sum_{Q=\cup_{r \in R} S_r, R \subseteq M \setminus \{j\}} \|f\|_{L^2(P_{X_Q} \otimes P_{X_{-Q}})} \right. \\ & \left. + \sum_{T \subseteq S_j} \sum_{Q=\cup_{r \in R} S_r, R \subseteq M \setminus \{j\}} \|f\|_{L^2(P_{X_{Q \cup T}} \otimes P_{X_{-(Q \cup T)}})} \right) \end{aligned}$$

where C depends only on $h^{(1)}$, $h^{(2)}$ and \mathcal{P} .

(ii) Suppose in the two-step formulation of g each intermediate game $\hat{v}_T = \hat{v}_T(N, v, \mathcal{P})$ ($T \subseteq S_j$) is given by $\hat{v}_T(A) = \frac{|T|}{|S_j|} v^{\mathcal{P}}(A) + |A|(v(T) - \frac{|T|}{|S_j|} v^{\mathcal{P}}(\{j\}))$. Then for any $i \in S_j$ we have

$$\|\bar{g}_i(X; v^{ME}, \mathcal{P}, f)\|_{L^2(\mathbb{P})} \leq C \left(\sum_{Q=\cup_{r \in R} S_r, R \subseteq M} \|f\|_{L^2(P_{X_Q} \otimes P_{X_{-Q}})} + \sum_{T \subseteq S_j} \|f\|_{L^2(P_{X_T} \otimes P_{X_{-T}})} \right)$$

where C depends only on $h^{(1)}$, $h^{(2)}$ and \mathcal{P} .

We next present some corollaries to the lemma above. All proofs can be found in Appendix A.3.5. Motivated by the lemma, the first corollary introduces some variants of the probability measure \tilde{P}_X from (3.6) that result in bounded marginal coalitional operators.

Corollary 5.2. *With notation as in Lemma 5.10, consider the probability measures*

$$\begin{aligned} \mu_{X, \mathcal{P}} &:= \frac{1}{2^{|M|}} \sum_{Q=\cup_{r \in R} S_r, R \subseteq M \setminus \{j\}} P_{X_Q} \otimes P_{X_{-Q}} + \frac{1}{2^{|M|+|S_j|}} \sum_{T \subseteq S_j} \sum_{Q=\cup_{r \in R} S_r, R \subseteq M \setminus \{j\}} P_{X_{Q \cup T}} \otimes P_{X_{-(Q \cup T)}}, \\ \nu_{X, \mathcal{P}} &:= \frac{1}{2^{|M|+1}} \sum_{Q=\cup_{r \in R} S_r, R \subseteq M} P_{X_Q} \otimes P_{X_{-Q}} + \frac{1}{2^{|S_j|+1}} \sum_{T \subseteq S_j} P_{X_{S_j}} \otimes P_{X_{-S_j}}. \end{aligned}$$

Let f lie in $L^2(\tilde{P}_X)$. In the setting of part (i) of the lemma, one has $\|\bar{g}_i(X; v^{ME}, \mathcal{P}, f)\|_{L^2(\mathbb{P})} \leq C \|f\|_{L^2(\mu_{X, \mathcal{P}})}$; and $\|\bar{g}_i(X; v^{ME}, \mathcal{P}, f)\|_{L^2(\mathbb{P})} \leq C \|f\|_{L^2(\nu_{X, \mathcal{P}})}$ in the setting of part (ii).

We finish the subsection by another corollary to the lemma above. As before, suppose collections X_{S_1}, \dots, X_{S_m} of predictors obtained from the partition are independent. Then any of the following assumptions yields the continuity of $f \mapsto \bar{g}_i(X; v^{ME}, \mathcal{P}, f)$ in the $L^2(P_X)$ -metric: Denoting the element of \mathcal{P} containing i by S_j , either the predictors X_{S_j} are independent or $S_j = \{i\}$.

Corollary 5.3. *Let X, \mathcal{P}, f be as in Lemma 5.10, and g a coalitional game value that satisfies the assumptions of either part of the lemma. Suppose X_{S_1}, \dots, X_{S_m} are independent. Then there exists a constant C dependent only on game values and the partition such that for any $i \in S_j$ we have*

$$\|\bar{g}_i(X; v^{ME}, \mathcal{P}, f)\|_{L^2(\mathbb{P})} \leq C \left(\|f\|_{L^2(P_X)} + \sum_{T \subseteq S_j} \|f\|_{L^2(P_{X_T} \otimes P_{X_{-T}})} \right).$$

If furthermore either the predictors X_{S_j} are independent or $S_j = \{i\}$, then

$$\|\bar{g}_i(X; v^{ME}, \mathcal{P}, f)\|_{L^2(\mathbb{P})} \leq C \|f\|_{L^2(P_X)}$$

for another such constant C . Finally, in the case of $S_j = \{i\}$, if $h^{(2)}$ is efficient and $h^{(1)}$ satisfies the assumptions of Corollary 3.2(ii), then one can take C to be 1 in the above inequality.

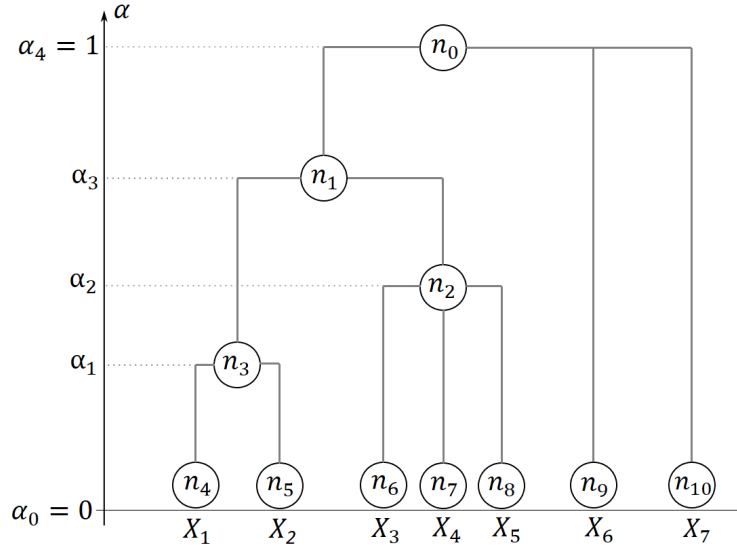


Figure 3: Partition tree

5.5 Explainers with coalition structure under partition tree

A partition tree is a (parameterized) *coalescent tree* (not necessarily binary); see Figure 3 and dendrograms in Figure 1. The leaves at the bottom of the tree, at the zero level, correspond to singletons; every time branches coalesce, this gives rise to a larger group via merging with the others. This defines a sequence of partitions corresponding to each coalescence. The height of each node in the tree can be thought of as the strength of some underlying relationship (e.g. dependency, meaning, or a combination of both) in the group corresponding to the leaves of the corresponding subtree. In Figure 3, for example, the sequence of nested partitions dictated by the order of coalescence is given by $\{\{1\}, \{2\}, \{3\}, \{4\}, \{5\}, \{6\}, \{7\}\}$, $\{\{1, 2\}, \{3\}, \{4\}, \{5\}, \{6\}, \{7\}\}$, $\{\{1, 2\}, \{3, 4, 5\}, \{6\}, \{7\}\}$, $\{\{1, 2, 3, 4, 5\}, \{6\}, \{7\}\}$, $\{1, 2, 3, 4, 5, 6, 7\}$; for details, see Section 5.5.1. For the sake of the exposition, we work with partition trees of height one. Finally, we note that binary coalescent trees are common for modeling of a genealogical relationship in a population of constant size; see [38], [60].

In this subsection, we generalize the concept of two-step formulation from §5.4 to recursive game values which incorporate a given partition tree and then use them to design corresponding group explainers. It is worth noting that the recursive values we design utilize only the combinatorics of the partition tree, while the group explainers (our main objective) rely on the parametrization of the tree.

5.5.1 Notation and assumptions for the partition tree

We adapt the following conventions:

- We denote the nodes (both terminal and non-terminal) of the tree by $\mathcal{V} = \{n_0, n_1, \dots, n_R\}$ with n_0 being the root.
- For $\nu \in \mathcal{V}$, let $\mathcal{T}(\nu)$ be a subtree with the root node ν and let $\ell(\nu)$ denote the collection of leaves (terminal nodes) of $\mathcal{T}(\nu)$, i.e. the final descendants of ν .
- The parent of each node ν , except the root, is denoted by $p(\nu)$ while the collection of its children is denoted by $c(\nu)$. If ν is not a leaf we assume that $|c(\nu)| > 1$.

In our setup, the partition tree is equipped with a height h that measures the height of each node ν (or, equivalently, the height of the subtree $\mathcal{T}(\nu)$) and that satisfies

- The values of h are in $[0, 1]$; and $h(n_0) = 1$ at the root while $h(\nu) = 0$ if ν is a leaf (i.e. if $\nu \in \ell(n_0)$).
- The heights of the children of a non-terminal node ν are smaller than the height of ν ; that is $h(\xi) < h(\nu)$ for any $\xi \in c(\nu)$. Another technical requirement is that the heights of all non-terminal nodes are distinct (see Remark 5.6).

Remark 5.6. The requirement for the heights to be distinct uniquely determines a sequence of nested partitions which corresponds to the order in which branches coalesce. Once this requirement is dropped, the sequence of nested partitions is no longer uniquely defined. In principle, however, this requirement can be dropped. In this case, if several nodes are at the same height one has to manually assign the order of coalescence associated with these nodes.

Remark 5.7. Examples of parameterized trees have come up before in §4: Given a suitable normalized dissimilarity measure, dendrograms obtained from hierarchical clustering can be thought of as parameterized binary trees. In practice, dendrograms constructed using the dissimilarity measure $1 - \text{MIC}_*$, the heights associated with non-terminal nodes are always distinct except some degenerate cases. Thus, a dendrogram can be viewed as a binary coalescent tree.

To relate trees to the machine learning setting, let us denote the predictors by X_1, \dots, X_n as before. We shall focus on trees \mathcal{T} in which every node corresponds to a partition of a subset of predictors with its children (if any) corresponding to a partition of a set belonging to that former partition. The root corresponds to the partition $\{\{X_1, \dots, X_n\}\}$ determined by the grand coalition while at each leaf we have the unique partition of some $\{X_i\}$ which may be identified with the predictor X_i (or with $i \in N$). We assume that \mathcal{T} has n leaves and there is a bijective enumeration map $\pi : N \rightarrow \ell(n_0)$ such that predictor X_i (or index $i \in N$) corresponds to the leaf $\pi(i)$.

- For a node ν , $S(\nu) := \pi^{-1}(\ell(\nu))$ is the set of predictors appearing as the leaves of the rooted subtree $\mathcal{T}(\nu)$ emanating from ν . Assuming that ν is non-terminal, the partition of $S(\nu)$ determined at ν is

$$\mathcal{P}(\nu) := \{S(\xi) : \xi \in c(\nu)\}.$$

Finally, recalling that \mathcal{T} is equipped with a height h :

- For any $\alpha \in [0, 1]$, we define the collection of nodes $\mathcal{N}(\alpha)$ immediately below the cross-section of the tree at the height α as follows: $\mathcal{N}(0) = \ell(n_0)$ and for $\alpha \in (0, 1]$ we set

$$\mathcal{N}(\alpha) = \{\nu : h(\nu) < \alpha \leq h(p(\nu))\}.$$

Finally, for $\alpha > 1$ we set $\mathcal{N}(\alpha) = \{n_0\}$. Thus, each $\alpha \in [0, \infty)$ defines a partition \mathcal{P}_α given by

$$\mathcal{P}_\alpha = \{S(\nu)\}_{\nu \in \mathcal{N}(\alpha)},$$

where $\alpha \mapsto \mathcal{P}_\alpha$ is a left-continuous partition map which represents the partition tree and gives rise to a nested sequence of partitions starting at singletons $\{\bar{N}\}$ and terminating at the grand coalition $\{N\}$ containing one element.

Notice that by identifying the set of predictors with $N = \{1, \dots, n\}$, one can work with all the concepts defined so far in the context of nested partitions of a finite set N . In §5.5.2, we define recursive game values that are defined based on a game (N, v) and the underlying combinatorial graph of the partition tree \mathcal{T} whose leaves are in bijection with elements of N . Following the same procedure as before, these game values can then be utilized to construct group explainers associated with a parameterized tree partitioning the predictors. This is the content of §5.5.3.

5.5.2 Game values under partition tree

Given a coalitional game value g with two-step formulation along with a cooperative game (N, v) and a tree \mathcal{T} partitioning N , here, we shall generalize the two-step formulation by defining numbers $\hat{g}^{(\nu)}[N, v, \mathcal{T}]$, ν being a node of \mathcal{T} , based on all this information. Let us first state the hypotheses we assume for g and \mathcal{T} :

- (H1) g has a two-step formulation with $h^{(1)}, h^{(2)}$ and intermediate games \hat{v}_T as in Definition 5.8, where $h^{(1)}$ and $h^{(2)}$ are linear, $h^{(1)}$ is symmetric, and $h^{(2)}$ satisfies (SEP).
- (H2) As in §5.5.1, \mathcal{T} corresponds to a family of nested partitions of N with its leaves in bijection with elements of N via $\pi : N \rightarrow \ell(n_0)$. We further consider enumeration maps for each non-terminal node ν_* : Suppose that ν_* has m children, $c(\nu_*) = \{n_{r_j}\}_{j=1}^m$, with some arbitrary enumeration encoded by the bijective map $\bar{\pi}_{\nu_*} : M_{\nu_*} = \{1, 2, \dots, m\} \rightarrow c(\nu_*)$ such that $n_{r_j} = \bar{\pi}_{\nu_*}(j)$. Following the notation introduced in §5.5.1, the partition $\mathcal{P}(\nu_*)$ of $S(\nu_*) \subseteq N$ is given by $\{S(n_{r_1}), S(n_{r_2}), \dots, S(n_{r_m})\}$.

Remark 5.8. Above, we assumed that g comes with a two-step formulation in which $h^{(2)}$ satisfies (SEP). The logic of this assumption shall be explained shortly. However, in view of Lemma 5.6 and Remark 5.5, if g satisfies (SIP) and $g_1[\{1\}, \tilde{u}, \{\{1\}\}] \neq 0$, then there is a unique two-step formulation with such a property.

With these conventions in mind, the definition of values $\hat{g}^{(\nu)}[N, v, \mathcal{T}]$ below utilizes certain games assigned to nodes of \mathcal{T} . Starting from v itself assigned to the root, such games are defined inductively, and, in the vein of Definition 5.8, with the help of intermediate games. To elaborate, as in (H2), consider a node ν_* . The game $v^{(\nu_*)}$ is played on the subset $S(\nu_*)$ of N for which the tree structure provides a partition $\mathcal{P}(\nu_*) = \{S(n_{r_1}), S(n_{r_2}), \dots, S(n_{r_m})\}$. The game $v^{(n_{r_j})}$ corresponding to a child n_{r_j} of ν_* is defined as

$$v^{(n_{r_j})}(T) := h_j^{(1)}[M_{\nu_*}, \hat{v}_T], \quad T \subseteq S(n_{r_j}),$$

where

$$\hat{v}_T = \hat{v}_T(S(\nu_*), v^{(\nu_*)}, \mathcal{P}(\nu_*)), \quad T \subseteq S(n_{r_j}), \quad j \in \{1, \dots, r\},$$

are intermediate games (as appear in the two-step formulation of g) played on M_{ν_*} .

Definition 5.10. With conventions from (H1) and (H2), let g be a coalitional value, (N, v) a cooperative game and \mathcal{T} a partition tree for N . For each node ν of \mathcal{T} , let $(S(\nu), v^{(\nu)})$ be the game assigned to ν via the inductive construction described before this definition. In what follows, we define the recursive values $\hat{g}^{(\nu)}[N, v, \mathcal{T}]$ where ν is a node of \mathcal{T} . If ν is the root node n_0 , we set $\hat{g}^{(n_0)}[N, v, \mathcal{T}] = v(N)$. Next, given a non-terminal node ν_* , for a child $\nu \in c(\nu_*)$, we set

$$\hat{g}^{(\nu)}[N, v, \mathcal{T}] := \begin{cases} v^{(\nu)}(S(\nu)) = h_j^{(1)}[M_{\nu_*}, (v^{(\nu_*)})^{\mathcal{P}(\nu_*)}], & j = \bar{\pi}_{\nu_*}^{-1}(\nu), \text{ if } \nu_* = n_0 \text{ or } c(\nu_*) \neq \ell(\nu_*); \\ h_i^{(2)}[S(\nu_*), v^{(\nu_*)}], & i = \pi^{-1}(\nu), \text{ otherwise.} \end{cases} \quad (5.41)$$

In addition, coalitional values under the partition tree \mathcal{T} are defined to be

$$u_i[N, v, \mathcal{T}, g] = \hat{g}^{(\pi(i))}[N, v, \mathcal{T}], \quad i \in N; \quad (5.42)$$

which are the recursive values corresponding to leaves of \mathcal{T} .

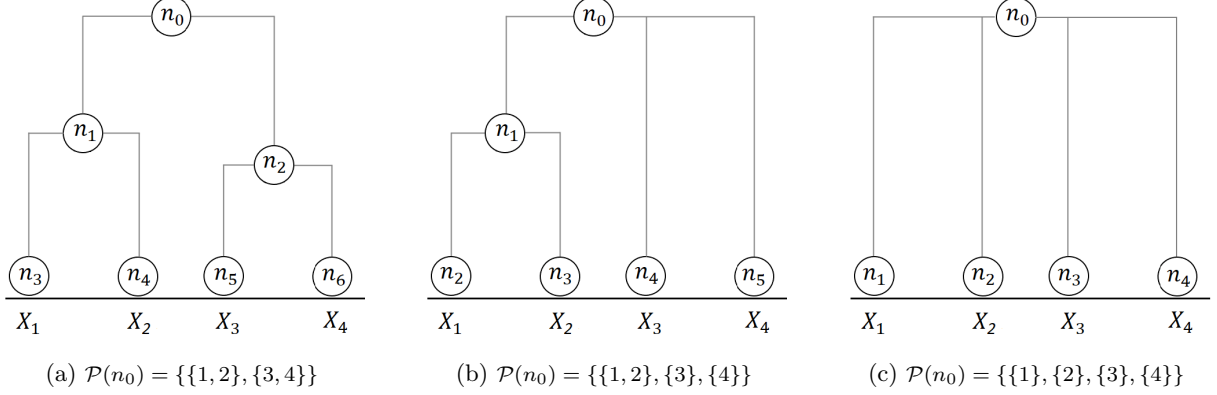


Figure 4: Different trees of depth at most two illustrating different partitions of $\{1, 2, 3, 4\}$; see Remark 5.10.

Remark 5.9. Let us elaborate on the conditioning in (5.41). The equality on the first line of (5.41) follows from property (ii) in Definition 5.8. Furthermore, $h_j^{(1)}[M_{\nu_*}, (v^{\nu_*})^{\mathcal{P}(\nu_*)}]$ is equal to $g_j[M_{\nu_*}, (v^{\nu_*})^{\mathcal{P}(\nu_*)}, \bar{M}_{\nu_*}]$ due to the fact that, per (H1), $h^{(2)}$ satisfies (SEP). Consequently, if the parent ν_* of ν satisfies $\nu_* = n_0$ or $c(\nu_*) \neq \ell(\nu_*)$:

$$\hat{g}^{(\nu)}[N, v, \mathcal{T}] = g_j[M_{\nu_*}, (v^{\nu_*})^{\mathcal{P}(\nu_*)}, \bar{M}_{\nu_*}], \quad j = \bar{\pi}_{\nu_*}^{-1}(\nu). \quad (5.43)$$

All nodes ν satisfy one of the former conditions except those leaves whose all siblings are leaves too and are not adjacent to the root. The recursive value is defined via the second line of (5.41) in such a situation.

Remark 5.10. To see how the definition above generalizes the two-step formulation, suppose the depth of \mathcal{T} does not exceed two. The combinatorial graph of such a tree can be recovered uniquely from the partition $\mathcal{P}(n_0)$ of N ; see Figure 4. To elaborate, here the root corresponds to N with members of the partition as its children (which can be indexed by M_{n_0}). A child of the root is a leaf if it represents a singleton. Otherwise, its children are all leaves and correspond to the elements of that member of $\mathcal{P}(n_0)$. Now let ν be a leaf corresponding to an element $i \in N$ and ν_* its parent. If $\nu_* \neq n_0$, then v^{ν_*} is the game $T \mapsto h_k^{(1)}[M_{n_0}, \hat{v}_T(N, v^{(n_0)} = v, \mathcal{P}(n_0))]$ where $k = \bar{\pi}_{n_0}^{-1}(\nu_*)$; thus

$$u_i[N, v, \mathcal{T}, g] = \hat{g}^{(\nu)}[N, v, \mathcal{T}] = h_i^{(2)}[S(\nu_*), v^{\nu_*}] = g_i[N, v, \mathcal{P}(n_0)].$$

Alternatively, when the leaf ν is adjacent to the root, (5.41) yields $u_i[N, v, \mathcal{T}, g] = h_i^{(1)}[M_{n_0}, v^{\mathcal{P}(n_0)}]$. The reader can easily check that this coincides with $g_i[N, v, \mathcal{P}(n_0)]$ since $h^{(2)}$ satisfies (SEP) and $\{i\} \in \mathcal{P}(n_0)$. We conclude that if \mathcal{T} is of depth at most two, then

$$u_i[N, v, \mathcal{T}, g] = g_i[N, v, \mathcal{P}(n_0)]. \quad (5.44)$$

The next result establishes a generalization of the quotient game property (QP).

Lemma 5.11 (additive flow). *Let g be a coalitional value, \mathcal{T} a partition tree, and (H1), (H2) hold. Let $\hat{g}[N, v, \mathcal{T}]$ be defined by (5.41). Suppose g satisfies (EP). Then for each internal node ν_* of \mathcal{T} one has*

$$\sum_{\nu \in c(\nu_*)} \hat{g}^{(\nu)}[N, v, \mathcal{T}] = \hat{g}^{(\nu_*)}[N, v, \mathcal{T}].$$

Proof. Since g is efficient, (H1) together with Lemma 5.7(ii) imply $h^{(1)}$ and $h^{(2)}$ are efficient. Suppose $\nu_* \neq n_0$ and $c(\nu_*) = \ell(\nu_*)$. By efficiency of $h^{(2)}$ and (5.41) we then have

$$\sum_{\nu \in c(\nu_*)} \hat{g}^{(\nu)}[N, v, \mathcal{T}] = \sum_{\nu \in c(\nu_*)} h_{\bar{\pi}_{\nu_*}^{-1}(\nu)}^{(2)}[S(\nu_*), v^{\nu_*}] = v^{\nu_*}(S(\nu_*)) = \hat{g}^{(\nu_*)}[N, v, \mathcal{T}].$$

Now suppose otherwise. By the efficiency of $h^{(1)}$ and (5.41) we then have

$$\begin{aligned} \sum_{\nu \in c(\nu_*)} \hat{g}^{(\nu)}[N, v, \mathcal{T}] &= \sum_{\nu \in c(\nu_*)} h_{\bar{\pi}_{\nu_*}^{-1}(\nu)}^{(1)}[M_{\nu_*}, (v^{(\nu_*)})^{\mathcal{P}(\nu_*)}] \\ &= (v^{(\nu_*)})^{\mathcal{P}(\nu_*)}(M_{\nu_*}) = v^{(\nu_*)}(S(\nu_*)) = \hat{g}^{(\nu_*)}[N, v, \mathcal{T}]. \end{aligned}$$

□

Just like before, the construction can be extended to non-cooperative games as well.

Definition 5.11. Let g be a coalitional value with its centered extension \bar{g} as described in Lemma 5.4. Let

$$\hat{g}[N, v, \mathcal{T}] := \left(\hat{g}^{(\nu)}[N, v, \mathcal{T}] \right)_{\nu \in \mathcal{V}}$$

be recursive values based on some partition tree \mathcal{T} , and suppose (H1), (H2) hold. Let u denote the unit, non-cooperative game. For non-cooperative games, we define the centered extension of \bar{g} of \hat{g} along with extensions \bar{u}_i of u_i as

$$\bar{\hat{g}}[N, v, \mathcal{T}] = \hat{g}[N, v - v(\emptyset)u, \mathcal{T}] \quad \text{and} \quad \bar{u}_i[N, v, \mathcal{T}, g] = \bar{g}^{(\pi(i))}[N, v, \mathcal{T}]. \quad (5.45)$$

5.5.3 Group explainers under partition tree

We shall apply the game-theoretic machinery developed in §5.5.2 to construct new group explainers for a machine learning model f with predictors $X = (X_1, \dots, X_n)$. Let \mathcal{T} be a parameterized tree whose leaves are in bijection with the set of predictors $\{X_1, \dots, X_n\}$. The goal is to introduce a collection of group explainers parameterized by the height $\alpha \in [0, 1]$. As in §5.5.1, for each $\alpha \in [0, 1]$, the collection of nodes $\mathcal{N}(\alpha)$ yields a partition of N , denoted by

$$\mathcal{P}_\alpha = \{S_1^\alpha, S_2^\alpha, \dots, S_m^\alpha\} = \{S(\nu) : \nu \in \mathcal{N}(\alpha)\}, \quad S_j^\alpha = S(\pi_\alpha(j)),$$

where $m := |\mathcal{N}(\alpha)|$ and π_α is an enumeration map $M = \{1, \dots, m\} \rightarrow \mathcal{N}(\alpha)$.

This leads to the following definition of the trivial and quotient game explainers under a partition tree generalizing Definition 5.6.

Definition 5.12. Let g be a coalitional value, \mathcal{T} a partition tree, and (H1), (H2) hold. For $\alpha \in [0, 1]$, set

$$\bar{u}_{S_j^\alpha}(X; v, \mathcal{T}, f) = \sum_{i \in S_j^\alpha} \bar{u}_i[N, v, \mathcal{T}, g], \quad \bar{u}_{S_j^\alpha}^{\mathcal{T}}(X; v, f) = \bar{g}^{(\pi_\alpha(j))}[N, v, \mathcal{T}], \quad v \in \{v^{CE}, v^{ME}\},$$

where \bar{u} and \bar{g} are as in Definition 5.11.

We conclude the section by presenting a result unifying the explainers introduced above for conditional and marginal games. As before, an assumption on the independence of certain unions of predictors is required.

Lemma 5.12. Suppose for $\alpha_* \in (0, 1)$ the partition \mathcal{P}_{α_*} yields independent unions $X_{S_1^{\alpha_*}}, X_{S_2^{\alpha_*}}, \dots, X_{S_{m_*}^{\alpha_*}}$. Then for all $\alpha > \alpha_*$ the partition \mathcal{P}_α also yields independent unions.

Proof. Trivial, left to the reader. □

Definition 5.13. Let g satisfy the two-step property and \hat{v} be the intermediate game from Definition 5.8. We say that \hat{v} is a quotient-like game if, for any v and \mathcal{P} , there exists a function β , independent of v , such that for each $A \subseteq M = \{1, 2, \dots, |\mathcal{P}|\}$ and any $T \subseteq S_j$

$$\hat{v}_T[N, v, \mathcal{P}](A) = \beta(\{v^{\mathcal{P}}(B)\}_{B \subseteq M}, \{v^{\mathcal{P}|T}(B)\}_{B \subseteq M}; A, T, j), \quad T \subseteq S_j. \quad (5.46)$$

(See (5.30) for the definition of games $v^{\mathcal{P}|T}$.)

Proposition 5.5. *Consider the explainer introduced in Definition 5.12, and suppose the conditions of Definition 5.13 hold. Furthermore, assume that there exists $\alpha_* \in (0, 1)$ such that the partition \mathcal{P}_{α_*} yields independent unions of predictors. Then:*

(i) *For each $\alpha > \alpha_*$*

$$\bar{u}_{S_j^\alpha}^{\mathcal{T}}(X; v^{CE}, f) = \bar{u}_{S_j^\alpha}^{\mathcal{T}}(X; v^{ME}, f).$$

Consequently, the linear map $f \mapsto \bar{u}_{S_j^\alpha}^{\mathcal{T}}(X; v^{ME}, f)$ is bounded and hence continuous in $L^2(P_X)$.

(ii) *If g satisfies (EP), then*

$$\bar{u}_{S_j^\alpha}^{\mathcal{T}}(X; v^{ME}, \mathcal{T}, f) = \bar{u}_{S_j^\alpha}^{\mathcal{T}}(X; v^{CE}, \mathcal{T}, f) = \bar{u}_{S_j^\alpha}^{\mathcal{T}}(X; v^{ME}, f) = \bar{u}_{S_j^\alpha}^{\mathcal{T}}(X; v^{CE}, f). \quad (5.47)$$

Consequently, all explanations in (5.47) yield bounded linear operators in $L^2(P_X)$, and hence they are continuous in $L^2(P_X)$.

Proof. For any $\nu \in \mathcal{N}(\alpha)$ with $h(\nu) > \alpha_*$, whenever T is a union of elements from $\mathcal{P}(\nu)$, the intermediate game $\hat{v}_T[S(p(\nu)), v^{(p(\nu))}, \mathcal{P}(p(\nu))]$ associated with the parent $p(\nu)$ can be expressed as a function of values obtained by evaluating the original game v (placed at the root node) at unions of sets that correspond to independent groups. This argument follows from induction, and makes use of the representation (5.46). This yields the result in (i).

The efficiency of g implies that the game values $h^{(1)}, h^{(2)}$ used in the two-step formulation both satisfy (EP); cf. Lemma 5.7. This implies that the sum of all children values is equal to the recursive value of the corresponding parent; see Lemma 5.11. Hence, for any node $\nu \in \mathcal{T}$, summing the recursive values over $S(\nu)$ gives the value $g^{(\nu)}$. Thus $\bar{u}_{S_j^\alpha}^{\mathcal{T}}(X; v^{ME}, \mathcal{T}, f) = \bar{u}_{S_j^\alpha}^{\mathcal{T}}(X; v^{ME}, f)$ and $\bar{u}_{S_j^\alpha}^{\mathcal{T}}(X; v^{CE}, \mathcal{T}, f) = \bar{u}_{S_j^\alpha}^{\mathcal{T}}(X; v^{CE}, f)$. This together with (i) implies (ii). \square

6 Examples

In this section, we consider examples that illustrate theoretical aspects discussed in §3 and §5.

6.1 Pedagogical example on instability of marginal explanations

The results of §3 illustrate that marginal explanations viewed as linear operators may not be well-defined or unstable in $L^2(P_X)$. Demonstrating the instability numerically is not a trivial task because the space $L^2(P_X)$ of models is much larger than any class of models obtained via training. It may even be possible that for a certain fixed dataset, two collections of models of distinct types (for example, neural nets and trees) lead to stable explanations within each collection, but not stable over the union of these collections. For this reason, we investigate numerically the stability of marginal explanations by training different models on the same dataset, or on perturbed datasets, and then compare the differences between the resulting explanations as well as between the predictions of those models.

We start with a pedagogical example that showcases the instability of marginal explanations when dependencies in predictors are present. Consider the following data generating model. Let $X = (X_1, X_2, X_3)$ be predictors such that the pair (X_1, X_2) is independent of X_3 , with the distribution given by

$$\begin{aligned} Z &\sim \text{Unif}(-1, 1) \\ X_1 &= Z + \epsilon_1, \quad \epsilon_1 \sim \mathcal{N}(0, 0.05), \\ X_2 &= \sqrt{2} \sin(Z(\pi/4)) + \epsilon_2, \quad \epsilon_2 \sim \mathcal{N}(0, 0.05), \\ X_3 &\sim \text{Unif}([-1, -0.5] \cup [0.5, 1]). \end{aligned} \quad (6.1)$$

The model for the output variable is assumed to be

$$Y = f_*(X_1, X_2, X_3) + \epsilon_3 = 3X_2X_3 + \epsilon_3, \quad \epsilon_3 \sim \text{Unif}(-0.05, 0.05). \quad (6.2)$$

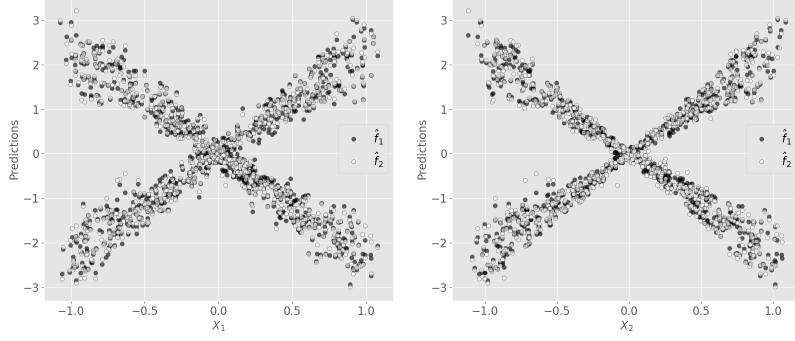


Figure 5: Predicted values of \hat{f}_1, \hat{f}_2 vs dependent predictors X_1, X_2 over a random sample of size 1000.

Note that in the true regressor f_* the variable X_1 is a dummy variable (it is not explicitly used). For this reason, the marginal approach for explaining the true model will assign zero attribution to this variable. Thus, computing the marginal Shapley values for the true model f , we obtain

$$\varphi_1(X; f, v^{ME}) = 0, \quad \varphi_2(X; f, v^{ME}) = \varphi_3(X; f, v^{ME}) = \frac{3}{2}X_2X_3.$$

By design, the dependencies in predictors (which are almost linear) allow for the existence of many models from $L^2(P_X)$ that approximate the response variable well but have different representations.

6.1.1 Experiment 1: Different model types trained on the same dataset

In our first experiment, we use a training dataset with 25000 samples drawn from the data generating model (6.2) and train two regressors $\hat{f}_1(x)$ and $\hat{f}_2(x)$ using XGBoost and Gradient Boosting (GBM) machine learning methods, respectively. For training the GBM model we use the following parameters: `n_estimators=500`, `min_samples_split=5`, `subsample=1.0`, `learning_rate=0.1`. For training the XGBoost model we use the parameters: `n_estimators=300`, `max_depth=5`, `subsample=1.0`, `learning_rate=0.1`, `alpha=10`, `lambda=10`.

Performance metrics for the GBM and XGBoost models on the training dataset, and test dataset with 25000 samples, were evaluated. Specifically, the relative L^2 -errors are approximately 0.058 and 0.038, respectively, while the estimated relative L^2 -difference between the two models is 0.065.

We next pick $m = 1000$ samples at random from the training dataset, constructing the dataset D_X , and use the two regressors to predict the response variable. Figure 5 depicts the predicted values where we see that both trained models have similar predictions.

To evaluate the contributions of the predictors, we construct marginal model explanations of the trained models for each sample $x \in D_X$. To accomplish this, we use the empirical game $\hat{v}^{ME}(\cdot, x; \hat{f}, \bar{D}_X)$ defined in (3.9) with a background dataset \bar{D}_X (used for averaging), which is constructed by randomly drawing 1000 samples from the training dataset.

We then construct (empirical) marginal explanations by computing Shapley values $\varphi[N, \hat{v}^{ME}(\cdot, x; \hat{f}_k)]$, where $k \in \{1, 2\}$, $N = \{1, 2, 3\}$, and $x \in D_X$. Figure 6 depicts the distribution of explanations across the dataset D_X , where we see that the XGBoost model $\hat{f}_1(x)$, due to regularization, treats the first predictor as a dummy variable, while the representation of the GBM model $\hat{f}_2(x)$ relies heavily on the predictor X_1 .

To quantify the difference between explanations, we estimate the L^2 -distance between marginal explanations and compare with those of the models, which gives

$$\left\{ \|\varphi_i(X; \hat{f}_1 - \hat{f}_2, \hat{v}^{ME})\|_{L^2(\mathbb{P})} \right\}_{i \in N} \approx (0.181, 0.186, 0.051), \quad \|\hat{f}_1 - \hat{f}_2\|_{L^2(P_X)} \approx 0.09. \quad (6.3)$$

Here, we make use of the fact that the difference between explanations of the two models is equal to the explanation of the difference between models due to the linearity of the marginal operator.

Recall that Theorem 3.1 shows that the conditional Shapley operator $\bar{\mathcal{E}}_i^{CE}[\cdot; \varphi, X]$ is a linear, bounded operator with norm not greater than one and, hence, conditional Shapley values satisfy

$$\|\varphi_i(X; \hat{f}_1, v^{CE}) - \varphi_i(X; \hat{f}_2, v^{CE})\|_{L^2(\mathbb{P})} = \|\varphi_i(X; \hat{f}_1 - \hat{f}_2, v^{CE})\|_{L^2(\mathbb{P})} \leq \|\hat{f}_1 - \hat{f}_2\|_{L^2(P_X)}. \quad (6.4)$$

This ensures that the difference between these explanations is always smaller than the $L^2(P_X)$ -distance between the models. Contrast this with marginal explanations, which do not satisfy the above bound. Specifically, the distance between explanations are approximately twice compared to the models; see Figure 7a. In theory, the distance between marginal explanations can be made arbitrarily large. Note that the differences between explanations are significant and constitute about 14% of the train models' norm that satisfy $\|\hat{f}_k\|_{L^2(P_X)} \approx 1.37$, $k \in \{1, 2\}$.

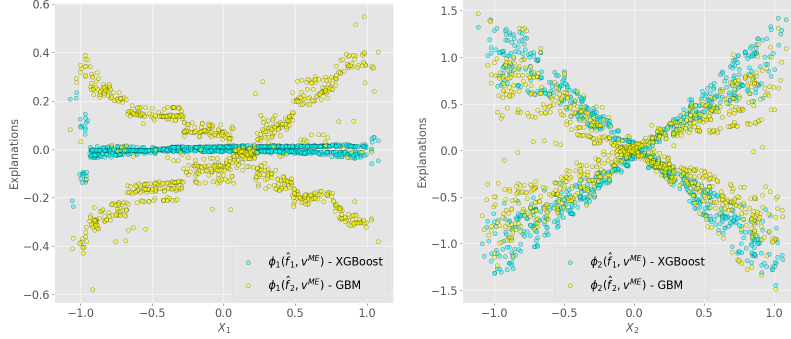


Figure 6: Individual explanations of \hat{f}_1 and \hat{f}_2 .

We next construct quotient marginal model explanations of the trained models for each sample $x \in D_X$. To accomplish this, we employ the empirical quotient marginal game and generate explanations corresponding to the partition \mathcal{P} that forms coalitions by dependence, given by $\mathcal{P} = \{\{1, 2\}, \{3\}\} = \{S_1, S_2\}$.

This is done by evaluating quotient Shapley values $\varphi[M, \hat{v}^{ME, \mathcal{P}}(\cdot, x; \hat{f}_k, \bar{D}_X)]$, where $k \in \{1, 2\}$, $M = \{1, 2\}$, and $x \in D_X$. Figure 8 depicts the distribution of quotient explanations across the dataset D_X , where we see that the explanations between the two models become similar.

To quantify the difference between quotient explanations, we estimate the L^2 -distance between marginal quotient explanations which gives $\{\|\varphi_j(X, \hat{f}_1 - \hat{f}_2, \hat{v}^{ME, \mathcal{P}})\|_{L^2(\mathbb{P})}\}_{j \in M} \approx (0.052, 0.49)$. Figure 7b compares these distances with those of the models given in (6.3). As a result of grouping by dependencies, these distances are approximately twice smaller than the distances between the models. Thus, the bound in (6.4) is satisfied since the marginal and conditional explanations coincide, leading to increased stability in $L^2(P_X)$. Compared to the individual explanations, the distance between marginal quotient explanations is four times smaller, which is significant. Finally, the splitting of explanations across dependent predictors does not occur anymore, as was seen in the GBM model.

To estimate the gain in stability due to grouping, we introduce a method that will be useful when dealing with large datasets and where dependencies are not that obvious and understanding the stability numerically becomes difficult. One way to do this is to compare the differences in individual explanations aggregated over predictors with indices $i \in S_j$, $S_j \in \mathcal{P}$, with those of quotient explanations of X_{S_j} , that is, to compare the estimates of the norms $\|\{\varphi_i(X, \hat{f}_1 - \hat{f}_2, \hat{v}^{ME})\}_{i \in S_j}\|_{L^2(\mathbb{P})^{|S_j|}}$ and $\|\varphi_j(X, \hat{f}_1 - \hat{f}_2, \hat{v}^{ME, \mathcal{P}})\|_{L^2(\mathbb{P})}$. Figure 9b illustrates that the differences in individual (aggregated) explanations drop significantly after grouping, which showcases the gain in stability.

We note that the comparison above is motivated by the following. Recall that in the case of Shapley values, the norms of individual and quotient conditional explanations are bounded by $\|\hat{f}_1 - \hat{f}_2\|_{L^2(P_X)}$, while the same is true for the entire vector of conditional explanations due to the energy dissipation as stated in (3.18), which gives us

$$\left\| \{\varphi_i(X, \hat{f}_1 - \hat{f}_2, v^{CE})\}_{i \in S_j} \right\|_{L^2(\mathbb{P})^{|S_j|}} \leq \|\hat{f}_1 - \hat{f}_2\|_{L^2(P_X)}.$$

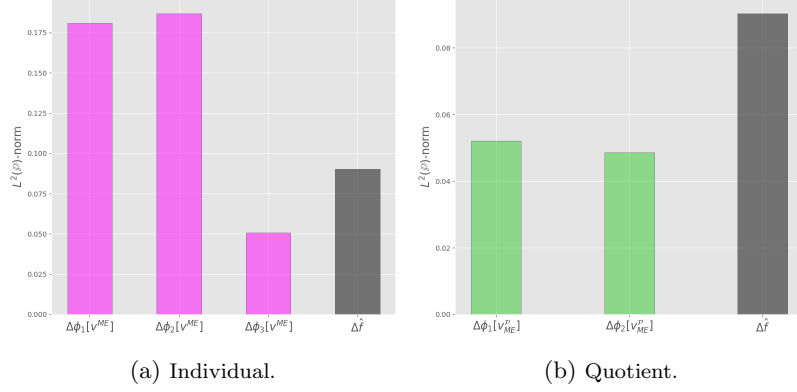


Figure 7: Norms of explanation differences.

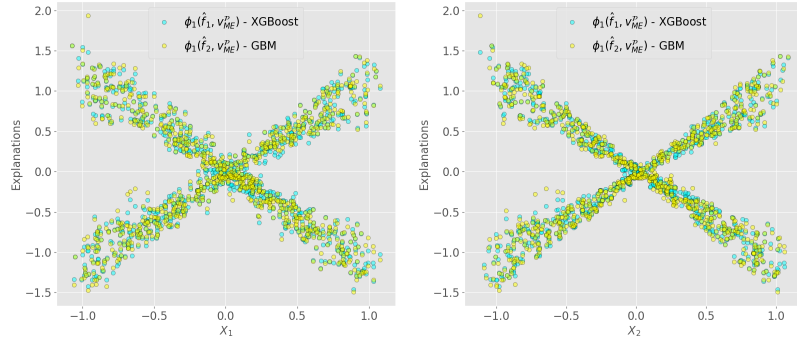


Figure 8: Quotient explanations of \hat{f}_1 and \hat{f}_2 on D_X .

While the above bound is not true for marginal explanations, when groups are formed so that dependencies across them are weak, the marginal quotient Shapley explanations approximate conditional ones, and thus will satisfy the above bound; as shown in Figure 9b.

6.1.2 Experiment 2: One model type trained on five varying datasets

In our second experiment, we construct five distinct datasets by varying the level of noise in predictors. Specifically, for $\{\delta_i\}_{i=1}^5 = \{0.0, 0.001, 0.0025, 0.005, 0.01\}$, we construct five datasets $D(X^{(\delta_i)}, Y^{(\delta_i)})$, $i \in \{1, \dots, 5\}$, containing 25000 samples by sampling from the distribution $(X^{(\delta_i)}, Y^{(\delta_i)})$ where $X^{(\delta_i)}$ is given by (6.1) with noise $\epsilon_1, \epsilon_2 \sim \mathcal{N}(0, \delta_i)$, and $Y^{(\delta_i)}$ is constructed using the response model (6.2). We then train the regressor $\hat{f}_i(x)$ using XGBoost on the dataset $D(X^{(\delta_i)}, Y^{(\delta_i)})$, $i \in \{1, \dots, 5\}$, utilizing the same hyperparameters as in the previous experiment.

To compare the explanations of these models on the same dataset, we then construct a new dataset $D(\tilde{X}, \tilde{Y})$, where \tilde{X} is a mixture of distributions $X^{(\delta_i)}$ with equal weights. Specifically, we draw 25000 samples from the distribution \tilde{X} such that $\tilde{X}|_C = i \sim X^{(\delta_i)}$, $\mathbb{P}(C = i) = 1/5$, and the distribution of \tilde{Y} is given by the response model (6.2).

Performance metrics for the XGBoost models on the mixture dataset with 25000 samples were evaluated. Specifically, the relative L^2 -errors for the five models are approximately 0.051, 0.045, 0.041, 0.052 and 0.046, respectively. We next pick $m = 1000$ samples at random from the mixture dataset, constructing the dataset $D_{\tilde{X}}$, and use the five regressors to predict the response variable. Figure 10 depicts the predicted values from all models where we see that they are close.

We next pick the true model f_* as a reference model and evaluate the L^2 -norm of the difference between

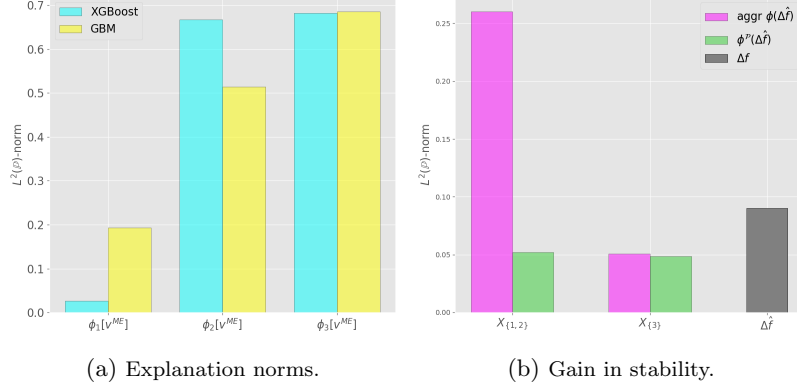


Figure 9: Explanation norms and effect of grouping.

f_* and the trained model \hat{f}_k , $k \in \{1, \dots, 5\}$. The estimated values of the norms are given by

$$\|\hat{f}_k - f_*\|_{L^2(P_X)} \approx (0.069, 0.062, 0.056, 0.071, 0.064), \quad \|f_*\|_{L^2(P_X)} \approx 1.37, \quad (6.5)$$

which constitute about 4-5% relative L^2 -error. This indicates that the predictions of the trained models on the mixture dataset are close in an L^2 -sense to those of the reference model.

Similar to the previous example, we next construct marginal explanations of each model to understand the contributions of the predictors, including the reference model, for each sample $x \in D_{\tilde{X}}$. We first subsample the predictors from the mixture set, and obtain a background dataset $\bar{D}_{\tilde{X}}$ with $\bar{m} = 1000$ samples. The background dataset is then used to construct the empirical marginal game as in (3.9). We then evaluate the empirical marginal explanations for each predictor across the six models, the true model and the five XGBoost models.

Figure 11 depicts the scatterplot of explanations for each model across the dataset $D_{\tilde{X}}$, where we see that explanations differ substantially. In particular, model \hat{f}_1 treats both predictors X_1, X_2 similarly due to the extreme dependence between them, while \hat{f}_5 treats the first predictor as a dummy variable which is similar to the reference model f_* .

To quantify the difference between explanations, we estimate the L^2 -distances between explanations, which gives:

	$\varphi_i(X; \cdot, \hat{v}^{ME})$				
	$\hat{f}_1 - f_*$	$\hat{f}_2 - f_*$	$\hat{f}_3 - f_*$	$\hat{f}_4 - f_*$	$\hat{f}_5 - f_*$
X_1	0.674	0.334	0.284	0.214	0.067
X_2	0.682	0.336	0.288	0.228	0.075
X_3	0.036	0.035	0.033	0.041	0.029

We denote the difference $f_k - f_*$ as Δf_k in the plots. Figure 12a showcases the comparison between the distances of the individual feature explanations and the model distances, again for each trained model.

In the previous experiment, we contrasted the operator bound in (6.4) for conditional explanations in relation to the change in empirical marginal explanations with respect to the $L^2(P_X)$ -distance between models. Specifically, the ratio of the marginal explanations to the distance between models varies from approximately 1 to 10; see Figure 12a. Note that the differences between explanations are significant and for some models constitute about 50% of the reference model's norm.

We next construct the quotient marginal explanations for each model. Figure 13 depicts the scatterplot of quotient explanations for each model across the dataset $D_{\tilde{X}}$, where we see that the explanations between the models are similar.

To quantify the difference between quotient explanations, we estimate the $L^2(P_X)$ -distances between marginal quotient explanations, which gives:

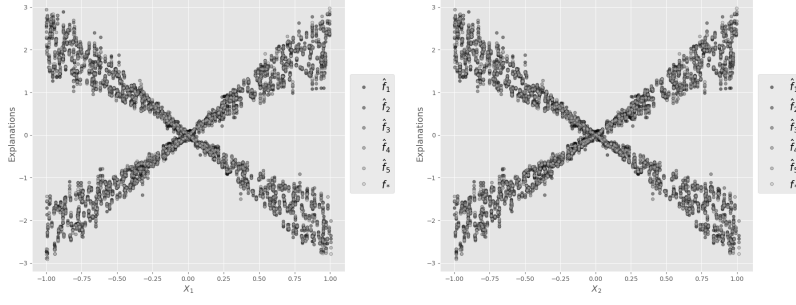


Figure 10: Predicted values of \hat{f}_i vs dependent predictors X_1, X_2 on $D_{\tilde{X}}$.

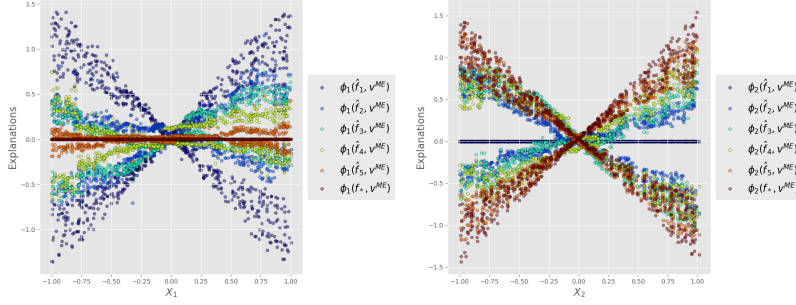


Figure 11: Individual explanations of models.

	$\varphi_j(X; \cdot, \hat{v}^{ME, \mathcal{P}})$				
	$\hat{f}_1 - f_*$	$\hat{f}_2 - f_*$	$\hat{f}_3 - f_*$	$\hat{f}_4 - f_*$	$\hat{f}_5 - f_*$
X_{S_1}	0.038	0.032	0.029	0.044	0.027
X_{S_2}	0.036	0.028	0.026	0.029	0.026

Figure 12b compares the above distances with those of the models given in (6.5). As in the previous case, again due to grouping, we see that these distances are approximately twice smaller than the distances between the models compared to individual explanations showcasing the consistency with the bound for conditional explanations. The contrast between Figures 12a and 12b, as before, demonstrates that grouping by dependencies reduces the splitting of explanation values across dependent predictors. The reduction is substantial, as seen by the plots.

To quantify the gain in stability due to grouping, we apply the approach outlined in the previous experiment. Specifically, we compare the norms of the quotient explanations' differences for each $j \in M$ with those of individual explanations' differences aggregated over S_j given by

$$\left\| \left\{ \varphi_i(X, \hat{f}_k - f_*, \hat{v}^{ME}) \right\}_{i \in S_j} \right\|_{L^2(\mathbb{P})^{|S_j|}}, \quad k \in \{1, 2, \dots, 5\}, \quad S_j \in \mathcal{P}. \quad (6.6)$$

Figure 14b illustrates that the differences in aggregated individual explanations drop significantly after grouping, and well below the $L^2(P_X)$ -norm of the model difference, which showcases the gain in stability.

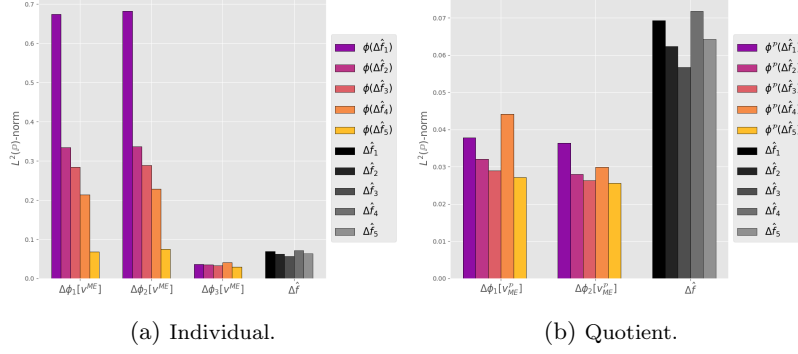


Figure 12: Norms of explanation differences.

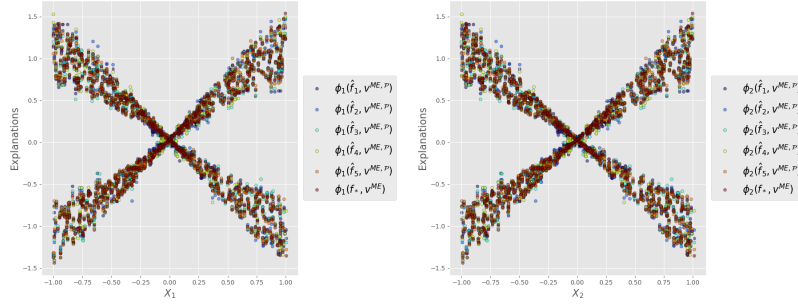


Figure 13: Quotient explanations of models on $D_{\tilde{X}}$.

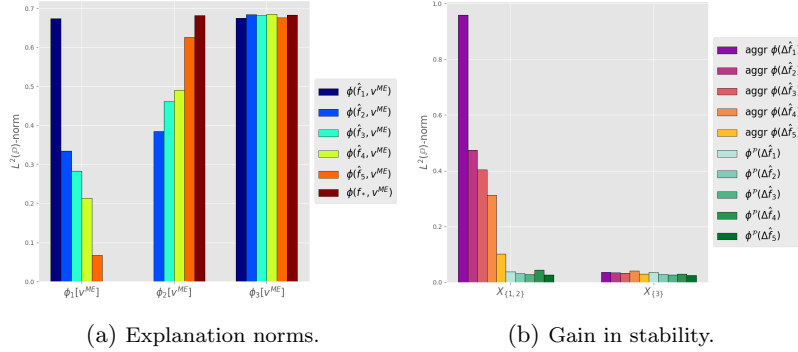


Figure 14: Explanation norms and effect of grouping.

6.2 Example on default credit dataset

In this section, we investigate the Default of Credit Card Clients dataset from the UCI Machine Learning Repository [56]. This dataset contains twenty-three predictors and a dependent binary variable Y that indicates if an individual defaulted on a payment, where the default is denoted by $Y = 1$. After investigating the predictors, we removed the protected attributes ‘sex’, ‘marriage’, and ‘age’. The remaining twenty predictors were used for model training, where we use the training dataset D_{train} with 27000 samples to build a classification score $\hat{f}_1(x) = \hat{\mathbb{P}}(Y = 1|X = x)$, using Catboost. For training we use the following parameters: iterations=100, min.data.in.leaf=5, depth=5, subsample=0.8, and learning-rate=0.1.

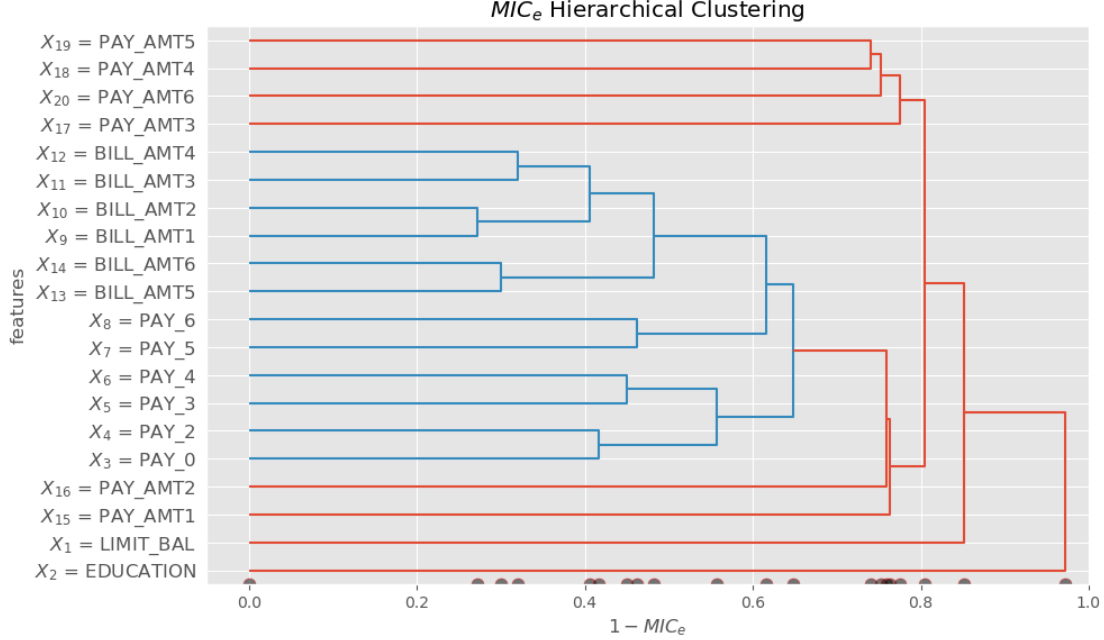


Figure 15: MIC-based hierarchical clustering for the credit default dataset.

Performance metrics for the model on the trained dataset, and test dataset with 3000 samples, were evaluated. Specifically, the mean logloss on the train and test set is approximately 0.417 and 0.410 respectively, and the AUC is 0.798 and 0.801 respectively.

To understand the dependencies here, we build a dendrogram based on MIC and investigate the level of dependence that exists among the twenty predictors. As seen in Figure 15, the dependencies are not as extreme as the one designed in the synthetic dataset of §6.1. There we were able to showcase drastic Rashomon effect because the models we designed (intentionally) address (extreme) dependencies in predictors differently. In particular, Figures 9a and 14a in §6.1 depicting the norms of marginal explanations for each predictor illustrate the “importance” of these predictors for each models. Some models view the first two predictors as being similar, while some others put more emphasis on one of them. As we will see, in the real dataset example, the Rashomon effect is still present, but not as drastically in light of the lack of strong dependencies as well as better stability of individual coalitional values.

In what follows, we will compute the marginal two-step Shapley explanations $\{TSh(X; v^{ME}, \mathcal{P}, \hat{f})\}_{i=1}^{20}$, defined in (5.27), for different partitions \mathcal{P} obtained by thresholding the tree. Recall from §5.5 that the tree can be viewed as a coalescent process parameterized by $\alpha = 1 - MIC_e$. This yields a sequence of nested partitions $\{\mathcal{P}_k\}_{k=0}^{19}$, with \mathcal{P}_k corresponding to the k -th coalescence, and having $(20 - k)$ groups of predictors; Figure 15 depicts the heights of each sub-tree corresponding to a coalescence on the horizontal axis.

In §3, we discussed two phenomena associated with efficient game values under dependencies: 1) the energy of the model (i.e. its norm squared) being spread out on explanations among dependent predictors (see (3.18), and Examples 3.4, 3.5 and 3.6), and 2) similar models that approximate the same data can have very different marginal explanations (see Examples 3.1 and 3.2, and Theorem 3.3) in view of the Rashomon effect. As we will see in the context of marginal explanations, both phenomena may take place simultaneously. When the model is trained in a way that the marginal and conditional explanations are approximately the same (for instance, in the case of logistic regression this can be achieved by using the elastic net), then the energy dissipation takes place (see Example 3.5). Meanwhile, when variables for dependent predictors are incorporated in the model in a way that the marginal and conditional explanations differ, the energy of explanations can in principle increase without a bound due to instability (see Examples 3.2 and 3.3, and

Theorem 3.3). In what follows, we will explore these issues by first investigating the issue of splits and then discussing the Rashomon effect.

6.2.1 Explanation energy splits and dissipation

First, we consider partition \mathcal{P}_8 , that can be obtained by thresholding the clustering tree at $\alpha = 0.49$. This partition contains the following weakly dependent groups: $\{\text{PAY_0}, \text{PAY_2}\}$, $\{\text{PAY_3}, \text{PAY_4}\}$, $\{\text{PAY_5}, \text{PAY_6}\}$, $\{\text{BILL_AMT1}, \dots, \text{BILL_AMT6}\}$, and the rest are singletons; see Figure 15.

We then compute the (empirical) marginal two-step Shapley explanations for each predictor for Catboost model given partition \mathcal{P}_8 . To accomplish this, we use the empirical game defined in (3.9) with a background dataset \bar{D}_X , which is constructed by randomly drawing 500 samples from D_{train} . We note that the complexity of these explanations is $O(2^{12} \cdot |\bar{D}_X|)$; compare with $2^{20} \cdot |\bar{D}_X|$ for the Shapley value. We then compute the sums of explanations over each group to obtain the contributions of the groups themselves. Recall from §5.4.2 that the group sums are equal to the quotient Shapley values in view of the (QP) property. Since groups are still weakly dependent, the quotient Shapley are only crude approximants of conditional quotient Shapley values.

To observe the splits, it is sufficient to compare the contributions of highly dependent predictors that form the coalition with that of the coalition itself as well as with contributions of independent (or almost independent) predictors that form singletons and whose marginal explanations according to Proposition 5.4, are equal to (or approximate well) the corresponding conditional ones.

The splits are prominent in Figure 16 which presents the (norms of) contributions of the individual predictors together with the corresponding groups. Observe the energy splitting occurring in the predictor group with BILL_AMT's and contrast the individual and group explanations with, for example, the explanation of LIMIT_BAL. When one attempts to rank order predictors based on their contributions, LIMIT_BAL will be placed higher in the ranking compared to each BILL_AMT. However, when ranking groups, $\{\text{LIMIT_BAL}\}$, as a singleton, will be placed lower than the group containing the BILL_AMT predictors. This clearly indicates the issue that the energy splits (as well as the energy dissipation) cause to rank ordering based on contributions of individual predictors.

An interesting point on the issue of splitting is that it does not happen to mutual information between the model score and explanations the way it occurs for the energy of explanations. Figure 17 showcases the MIC between the model score and the individual and group explanations for the Catboost model. Notice, for instance, how the MIC for the explanation of the group containing BILL_AMT predictors is approximately the average of the MIC values for the individual explanations in that group. This is expected considering MIC does not satisfy an efficiency property similar to the one for explanations, which is an important contributing factor in the splitting of contributions.

6.2.2 Grouping effect on stability

In this next part, we explore the Rashomon effect as we move through partitions and the dependencies among groups become weaker. To carry out this investigation, we train another model and analyze the differences of individual and group explanations for the two models.

The second model is trained using Gradient Boosting (GBM). For training we use the following parameters: `n_estimators=200`, `min_samples_split=5`, `subsample=0.8`, and `learning_rate=0.1`. Performance metrics for the GBM model, denoted by $\hat{f}_2(x)$, on the trained dataset, and test dataset with 3000 samples, were evaluated. The mean logloss on the train and test set is approximately 0.403 and 0.412 respectively, and the AUC is 0.817 and 0.795 respectively.

The partitions considered in this analysis are \mathcal{P}_6 , \mathcal{P}_8 , \mathcal{P}_{10} and \mathcal{P}_{14} , containing 15, 12, 10 and 6 groups, respectively. These specific partitions represent a wide range from groups that exhibit moderate level of dependencies to groups that are weakly dependent. In particular, the cutoff thresholds corresponding to each partition are $\alpha = 0.46, 0.49, 0.62, 0.77$ respectively; see Figure 15.

For these four partitions, we then evaluate the marginal two-step Shapley explanations for each predictor and for each group (via summation) per model. Subsequently, we compute the $L^2(\mathbb{P})$ -norms of the difference

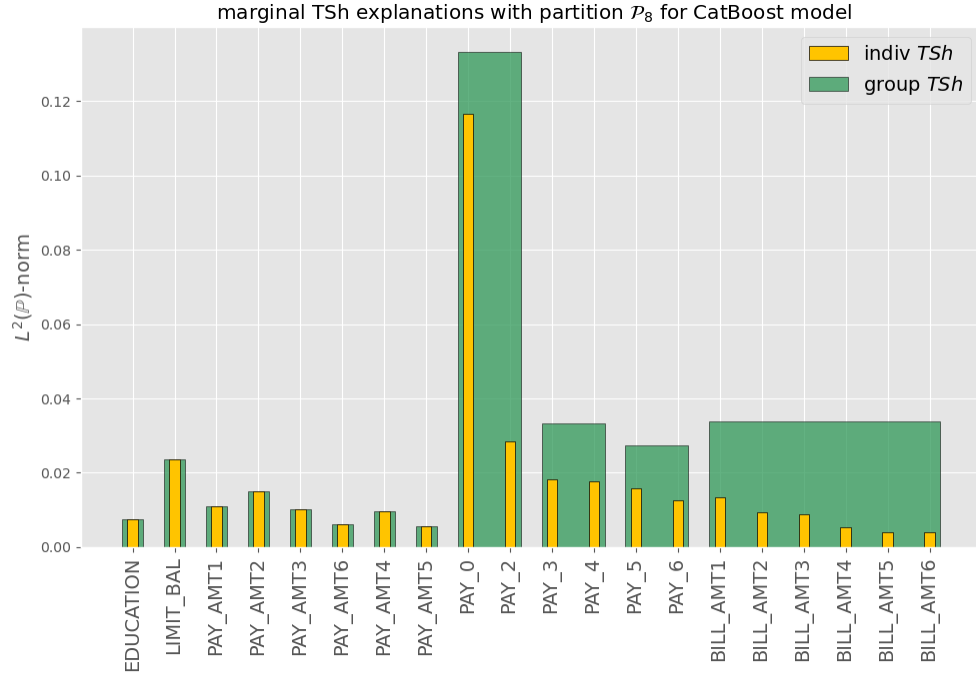


Figure 16: Explanation norms.

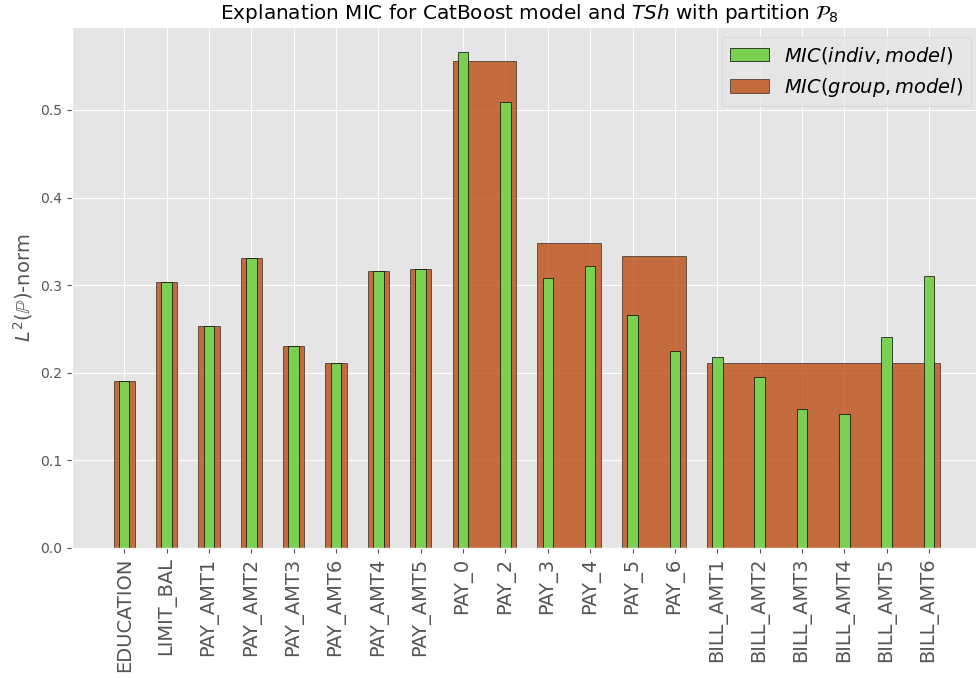


Figure 17: MIC between explanations and the score.

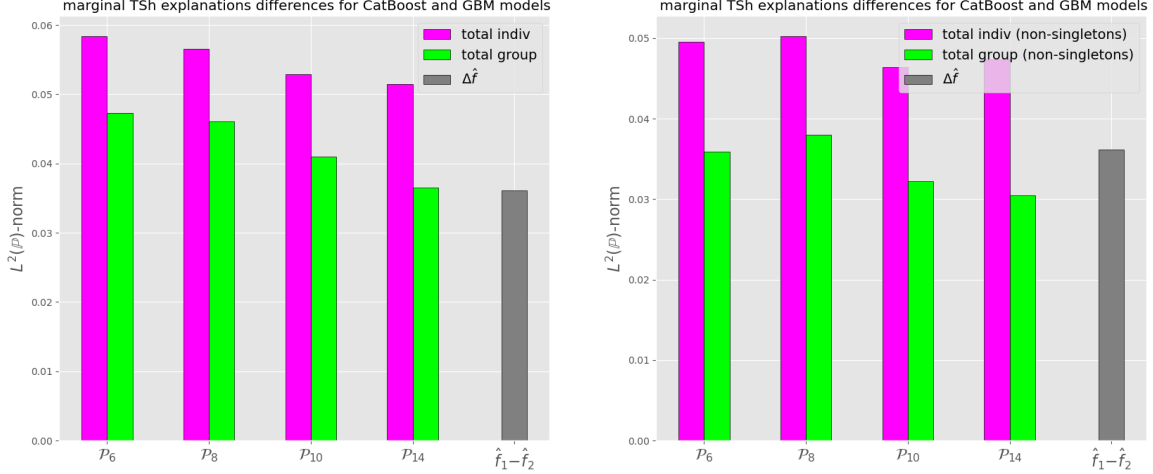


Figure 18: Gain in stability. Total norms of explanation differences (with and without singletons).

between (vectors of) individual explanations for the two models, and the same for the vectors of group explanations. These are plotted in Figure 18 together with the norm of the model difference. As we see in the plot, the total group explanation differences are smaller than the respective total individual explanation differences. Furthermore, as we reach partition \mathcal{P}_{14} , observe that the total group explanation difference in that case becomes approximately equal to the norm of the difference of the models, illustrating the alleviation of the Rashomon effect due to weak dependence between groups.

The norms of the aggregate explanation differences for each group versus the norms of the group explanations are plotted in Figure 19 across the four partitions. Note that the blue color bars correspond to singletons, which is why there is only one bar. We point out that any predictor independent from the rest will always form a singleton and, according to Proposition 5.4, its marginal and conditional two-step Shapley values coincide and are equal to the quotient Shapley. Thus, it is not surprising that differences in singletons satisfy the $L^2(P_X)$ -bound of Remark 5.1.

Furthermore, consider the group of predictors $\{X_9, X_{10}, X_{11}, X_{12}\}$ from partition \mathcal{P}_6 . Observe that it coalesces with other groups as we reach partition \mathcal{P}_{14} . The aggregate difference explanations versus those of the group ones for this particular group are of note.

Specifically, observe that the group difference explanations remains roughly at the same level below the norm of the model difference, while the aggregate explanations for this group across the four partitions increases as we move from \mathcal{P}_6 to \mathcal{P}_{14} (beyond the norm of the model difference). As before, this illustrates the benefit of computing group explanations which makes the Rashomon effect less pronounced.

In conclusion, given the weak dependencies that exist in this dataset and the fact that we used similar machine learning models, the Rashomon effect in general is not as prominent as in the synthetic example from §6.1, but it is indeed still present. Nevertheless, Figure 18 still portrays this effect and its alleviation due to grouping.

7 Conclusion

In this work, we presented a comprehensive and rigorous treatment of machine learning explainers arising from the cooperative game theory by utilizing tools from functional analysis. We carefully set up explainers obtained from applying a linear game value to the conditional or marginal games associated with a machine learning model as appropriate linear operators, and we investigated their continuity. This highlighted the differences between the two games: the former takes into account the joint distribution of the predictors, whereas the latter highly depends on the structure of the model and may result in explanations which are

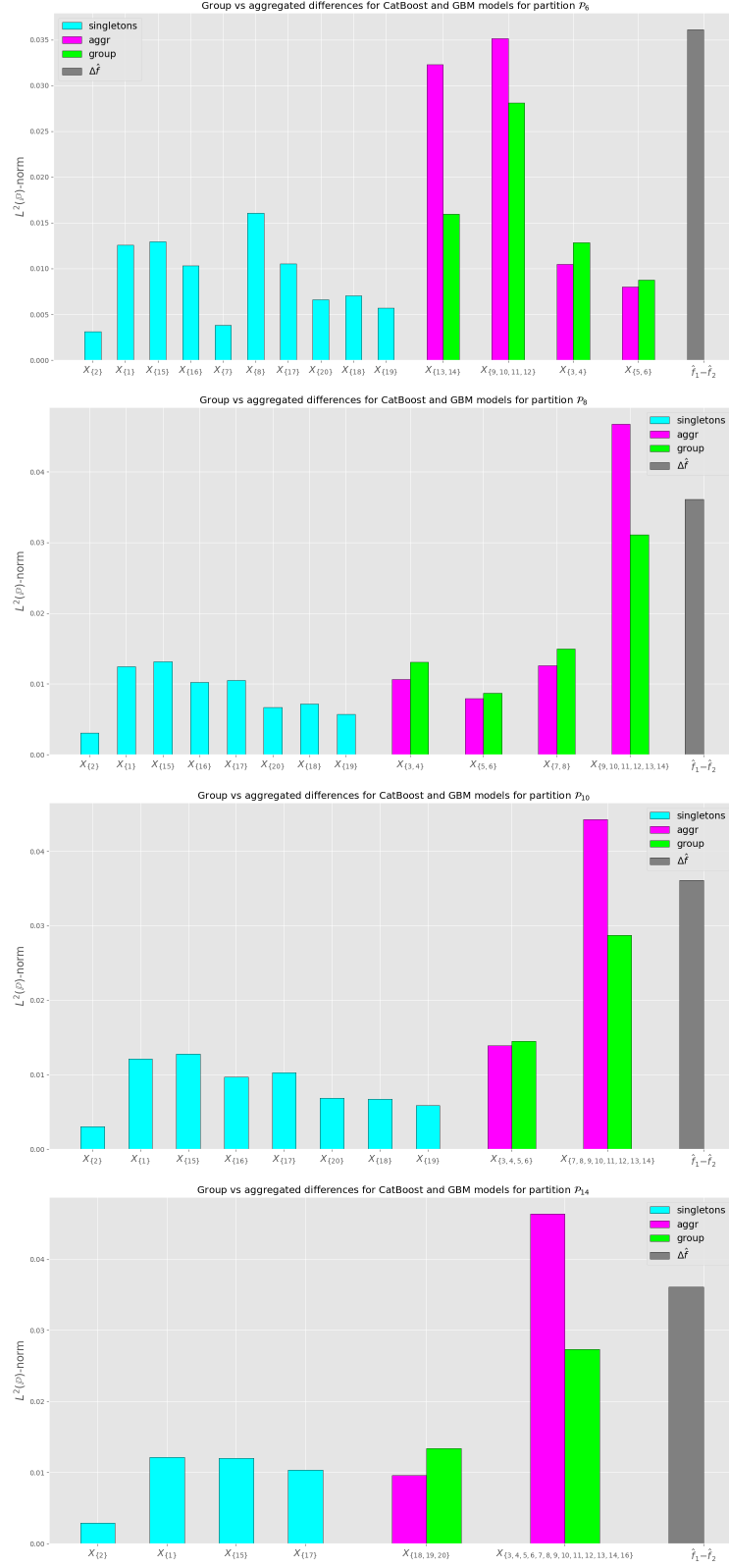


Figure 19: Explanation differences per group for partitions $\mathcal{P}_6, \mathcal{P}_8, \mathcal{P}_{10}, \mathcal{P}_{14}$.

unstable in the natural data-based metric. We provided numerous examples illuminating our theoretical results.

The conditional and marginal explanations often differ when the predictors are dependent (which is almost always the case). To unify the two paradigms and to address the instability of marginal explanations, we proposed partitioning the predictors based on dependency and then using coalitional game values. This approach also lowers the computational complexity of generating explanations. Various game-theoretical group explainers were constructed, and we showed that many of them coincide once the predictors are partitioned into independent groups.

In practice, for partitioning the predictors, we proposed a variable hierarchical clustering technique that employs a state-of-the-art measure of dependence called the maximal information coefficient, a regularized version of mutual information that can capture non-linear dependencies. This approach was tested on models trained on various datasets. The experiments showcased the benefits of grouping the predictors for generating feature attributions.

Acknowledgment

The authors would like to thank Steve Dickerson (former CAO, Decision Management at Discover Financial Services (DFS)) and Raghu Kulkarni (VP, Data Science at DFS) for formulation of the problem as well as helpful business and compliance insights. We also thank Patrick Haggerty (former Director & Senior Counsel at DFS) and Kate Prochaska (Sr. Counsel & Director, Regulatory Policy at DFS) for their helpful comments relevant to regulatory issues that arise in the financial industry. We also would like to thank professors Markos Katsoulakis and professor Robin Young from the University of Massachusetts Amherst for their valuable comments and suggestions that aided us in writing this article.

Appendix

A On game values

A.1 Game value axioms

A cooperative game is a pair (N, v) defined by the finite set of players $N \subset \mathbb{N}$ (typically, $N = \{1, 2, \dots, n\}$) and a set function v defined on the collection of all subsets $S \subseteq N$, which satisfies $v(\emptyset) = 0$. A set $T \subseteq N$ is called a carrier of v if $v(S) = v(S \cap T)$ for all $S \subseteq N$. A game value is a map $(N, v) \mapsto h[N, v] = (h_i[N, v])_{i \in N}$.

We now list some of useful game value properties:

(LP) (linearity) For two cooperative games (N, v) and (N, w) we have

$$h[N, av + w] = ah[N, v] + h[N, w], \quad a \in \mathbb{R}. \quad (\text{A.1})$$

(EP) (efficiency) The sum of the values is equal to the value of the game

$$\sum_{i \in N} h_i[N, v] = v(N). \quad (\text{A.2})$$

(SP) (symmetry) For any permutation π on N and game (N, v)

$$h_{\pi(i)}[N, \pi v] = h_i[N, v], \quad \pi v(\cdot) = v(\pi^{-1} \cdot). \quad (\text{A.3})$$

(TPP) (total power)

$$\sum_{i=1}^n h_i[N, v] = \frac{1}{2^{n-1}} \sum_{i=1}^n \sum_{S \subseteq N \setminus \{i\}} [v(S \cup \{i\}) - v(S)] \quad (\text{A.4})$$

(NPP) (null player) A null player $i \in N$ is a player that adds no worth to the game v , which means

$$v(S \cup \{i\}) = v(S), \quad S \subseteq N \setminus \{i\}. \quad (\text{A.5})$$

We say that h satisfies the null-player property if $h_i[N, v] = 0$ whenever $i \in N$ is a null player.

(CDP) (carrier dependence) For any v with a carrier $T \subseteq N$,

$$h_i[N, v] = h_i[T, v], \quad i \in T. \quad (\text{A.6})$$

(TPG) (total payoff growth) There exists strictly increasing $g : \mathbb{R}_+ \times \mathbb{N} \rightarrow \mathbb{R}_+$ satisfying $g(0, n) = 0$ and $g(a, n) > 0$ for $a > 0$ such that for all games v with the carrier N

$$\sum_{i=1}^n |h_i[N, v]| \geq g(|v(N)|, |N|) \geq 0. \quad (\text{A.7})$$

(SEP) (singleton efficiency property) For any $i \in \mathbb{N}$,

$$h[\{i\}, v] = v(\{i\}). \quad (\text{A.8})$$

A coalitional game value is a finer assignment $(N, v, \mathcal{P}) \mapsto g[N, v, \mathcal{P}]$ whose inputs are coalitional games (N, v, \mathcal{P}) where \mathcal{P} is a partition of the set of players N . Such objects appear in §5.4. All axioms for game values discussed above have immediate generalizations to coalitional game values. Nevertheless, we shall need the following property of coalitional values g .

(SIP) (singleton invariance property) If (N, \tilde{u}) is a unit cooperative game (i.e. $\tilde{u}(S) = 1$ for all $\emptyset \neq S \subseteq N$), for any $i \in \mathbb{N}$ one has

$$g_i[\{i\}, \tilde{u}, \{\{i\}\}] = g_1[\{1\}, \tilde{u}, \{\{1\}\}]. \quad (\text{A.9})$$

A.2 Canonical representation of linear game values

Lemma A.1. *Let h be a linear game value and g a linear coalitional value. Then*

(i) *For each $N \subset \mathbb{N}$, there exist constants $\{\gamma(i, N, S)\}_{i \in N, S \subseteq N}$ such that*

$$h_i[N, v] = \sum_{S \subseteq N} \gamma(i, N, S) v(S). \quad (\text{A.10})$$

When v is non-cooperative, extensions \bar{h} of h admit a similar representation provided that numbers $\gamma(i, N, \emptyset)$ are the same as γ_i 's from Lemma 5.1.

(ii) *For each $N \subset \mathbb{N}$ and a partition \mathcal{P} of N , there exist constants $\{\gamma(i, N, \mathcal{P}, S)\}_{i \in N, S \subseteq N}$ such that*

$$g_i[N, v, \mathcal{P}] = \sum_{S \subseteq N} \gamma(i, N, \mathcal{P}, S) v(S). \quad (\text{A.11})$$

Proof. For each non-empty set $S \subseteq N$ define the game $u_S(A) = \mathbf{1}_{\{S=A\}}(A)$, where $A \subseteq N$. Let also $u_\emptyset = 0$. Then $v = \sum_{S \subseteq N} v(S) u_S$ and hence by the linearity of h we obtain

$$h[N, v] = \sum_{S \subseteq N} h[N, u_S] v(S).$$

Setting $\gamma(i, N, S) = h_i[N, u_S]$, proves (i). The proof of (ii) is similar. \square

Lemma A.2. *Let h be a linear game value that satisfies efficiency and null-player properties. Let (N, v) be a non-essential cooperative game, that is, $v(S) = \sum_{i \in S} v(\{i\})$. Then $h_i[N, v] = v(\{i\})$.*

Proof. For each $i \in N$, define a game v_i by $v_i(S) = v(S \cap \{i\})$. Then $\{i\}$ is a carrier of v_i . Since h satisfies the null-player property, one has $h_k[N, v_i] = 0$ for $k \neq i$. Then, by the efficiency property, we obtain

$$v(\{i\}) = v_i(N) = \sum_{k \in N} h_k[N, v_i] = h_i[N, v_i].$$

Since the game is non-essential, for any non-empty $S \subseteq N$ we have

$$v(S) = \sum_{i \in S} v(\{i\}) = \sum_{i \in S} v(S \cap \{i\}) = \sum_{i \in S} v_i(S) = \sum_{i \in N} v_i(S)$$

where we used the fact that $v_i(S) = 0$ for $i \notin S$. Thus, using the linearity of h , we conclude

$$h_i[N, v] = \sum_{k \in N} h_i[N, v_k] = h_i[N, v_i] = v(\{i\}).$$

□

A.3 Properties of conditional and marginal game operators

A.3.1 Proof of Theorem 3.1 and related corollaries

Proof. The linearity of the operator is a consequence of the linearity of the expected value. To estimate the norm, observe that

$$\mathbb{E}[\mathbb{E}[Z|X_{S \cup \{i\}}] - \mathbb{E}[Z|X_S]]^2 = \mathbb{E}[\mathbb{E}[Z|X_{S \cup \{i\}}] - \mathbb{E}[\mathbb{E}[Z|X_{S \cup \{i\}}]|X_S]]^2 \leq \text{Var}(\mathbb{E}[Z|X_{S \cup \{i\}}]) \leq \|Z\|_{L^2(\mathbb{P})}^2.$$

Hence $\|\mathcal{E}_i^{CE}[Z]\|_{L^2(\mathbb{P})} \leq \sum_{S \subseteq N: i \in N} |w(S, n)| \cdot \|Z\|_{L^2(\mathbb{P})}$ which gives the estimate of the operator norm.

Next, note that the operator \mathcal{E}_i^{CE} can be expressed as

$$\mathcal{E}_i^{CE} = \sum_{S \subseteq N \setminus \{i\}} w(S, n)(P_{S \cup \{i\}} - P_S), \quad (\text{A.12})$$

where P_S is the orthogonal projection operator with values in $L^2(\Omega, \sigma(X_S), \mathbb{P})$ defined by $P_S[Z] := \mathbb{E}[Z|X_S]$. Since P_S and $I - P_S$ project on orthogonal spaces, we have

$$\langle P_S[Z_1], Z_2 \rangle = \langle P_S[Z_1], P_S[Z_2] \rangle = \langle Z_1, P_S[Z_2] \rangle \quad \text{for all } Z_1, Z_2 \in L^2(\Omega, \mathcal{F}, \mathbb{P}),$$

and hence, using (A.12), we conclude that $\mathcal{E}_i^{CE} = \mathcal{E}_i^{CE*}$. This proves (i).

Suppose that $w(S, n) \geq 0$ for all $S \subseteq N$, and X_i is independent of $X_{N \setminus \{i\}}$. Then

$$\|\mathcal{E}_i^{CE}[X_i - \mathbb{E}[X_i]]\|_{L^2(\mathbb{P})} = \left(\sum_{S \subseteq N \setminus \{i\}} w(S, n) \right) \|X_i - \mathbb{E}[X_i]\|_{L^2(\mathbb{P})} \geq \|\mathcal{E}_i^{CE}\| \cdot \|X_i - \mathbb{E}[X_i]\|_{L^2(\mathbb{P})}$$

which implies (ii).

The first inclusion in (iii) is obvious and the second one follows from (3.2). Part (iv) follows from (iii) because $\text{Ker}(\mathcal{E}^{CE}) = \bigcap_{i=1}^n \text{Ker}(\mathcal{E}_i^{CE})$ contains subspaces

$$\begin{aligned} & \bigcap_{i=1}^n \{Z \in L^2(\mathbb{P}) : \mathbb{E}[Z|X_{S \cup \{i\}}] = \mathbb{E}[Z|X_S], S \subseteq N \setminus \{i\}\} \supseteq \\ & \{Z \in L^2(\mathbb{P}) : \mathbb{E}[Z|X] = \text{const } \mathbb{P}\text{-a.s.}\} \supseteq \{Z \in L^2(\mathbb{P}) : Z \perp X\}. \end{aligned}$$

Suppose next the (TPG) property, i.e. (A.7), holds. Then for any $Z \in \text{Ker}(\mathcal{E}^{CE})$:

$$0 = \sum_{i=1}^n |\mathcal{E}_i^{CE}[Z - \mathbb{E}[Z]]| \geq g(|\mathbb{E}[Z|X] - \mathbb{E}[Z]|, |N|) \geq 0.$$

Since $g(a, n) = 0$ if and only if $a = 0$, we obtain $\mathbb{E}[Z|X] = \mathbb{E}[Z]$ \mathbb{P} -a.s. This concludes the proof of (v).

The property (vi) follows directly from the efficiency property (EP). □

Proof of Corollary 3.1. Follows immediately from that fact that $\epsilon \in \text{Ker}(\mathcal{E}^{CE})$ due to Theorem 3.1(iv). \square

Proof of Corollary 3.2. Parts (i) and (iii) of the corollary follow immediately from $\bar{\mathcal{E}}^{CE}[f] = \mathcal{E}^{CE}[f(X); h, X]$, and parts (i), (iv) and (v) of Theorem 3.1. Part (ii) is more subtle: By Theorem 3.1(vi), the efficiency property puts a constraint on $\bar{\mathcal{E}}^{CE}[f] = (\bar{\mathcal{E}}_1^{CE}[f], \dots, \bar{\mathcal{E}}_n^{CE}[f])$; its components should add up to $f(X) - \mathbb{E}[f(X)]$. As we shall see, this constraint allows for a better estimation of the norm of this vector. There is no loss of generality in assuming that $\mathbb{E}[f(X)] = 0$ since constant functions lie in the kernel. Now it suffices to establish $\|\bar{\mathcal{E}}^{CE}[f]\|_{L^2(\mathbb{P})^n} \leq \|f\|_{L^2(P_X)}$. Notice that

$$\begin{aligned} \|f\|_{L^2(P_X)}^2 &= \|f(X)\|_{L^2(\mathbb{P})}^2 = \langle f(X), \sum_{i=1}^n \bar{\mathcal{E}}_i^{CE}[f] \rangle_{L^2(\mathbb{P})} = \sum_{i=1}^n \langle f(X), \bar{\mathcal{E}}_i^{CE}[f] \rangle_{L^2(\mathbb{P})} \\ &= \sum_{i=1}^n \left(\sum_{S \subseteq N \setminus \{i\}} w(S, n) \langle f(X), \mathbb{E}[f(X)|X_{S \cup \{i\}}] - \mathbb{E}[f(X)|X_S] \rangle_{L^2(\mathbb{P})} \right) \\ &= \sum_{i=1}^n \left(\sum_{S \subseteq N \setminus \{i\}} w(S, n) \|\mathbb{E}[f(X)|X_{S \cup \{i\}}] - \mathbb{E}[f(X)|X_S]\|_{L^2(\mathbb{P})}^2 \right). \end{aligned} \quad (\text{A.13})$$

The last equality is based on interpreting conditional expectation as orthogonal projections which indicates that $\langle f(X) - \mathbb{E}[f(X)|X_S], \mathbb{E}[f(X)|X_S] \rangle_{L^2(\mathbb{P})}$, $\langle f(X) - \mathbb{E}[f(X)|X_{S \cup \{i\}}], \mathbb{E}[f(X)|X_{S \cup \{i\}}] \rangle_{L^2(\mathbb{P})}$ and $\langle \mathbb{E}[f(X)|X_{S \cup \{i\}}] - \mathbb{E}[f(X)|X_S], \mathbb{E}[f(X)|X_S] \rangle_{L^2(\mathbb{P})}$ are all zero. The number $\|f\|_{L^2(P_X)}^2$, as described above, is not smaller than $\|\bar{\mathcal{E}}^{CE}[f]\|_{L^2(\mathbb{P})^n}^2$ due to:

$$\begin{aligned} \|\bar{\mathcal{E}}^{CE}[f]\|_{L^2(\mathbb{P})^n}^2 &= \sum_{i=1}^n \|\bar{\mathcal{E}}_i^{CE}[f]\|_{L^2(\mathbb{P})}^2 = \sum_{i=1}^n \left\| \sum_{S \subseteq N \setminus \{i\}} w(S, n) [\mathbb{E}[f(X)|X_{S \cup \{i\}}] - \mathbb{E}[f(X)|X_S]] \right\|_{L^2(\mathbb{P})}^2 \\ &\leq \sum_{i=1}^n \left(\left(\sum_{S \subseteq N \setminus \{i\}} w(S, n) \right) \left(\sum_{S \subseteq N \setminus \{i\}} w(S, n) \|\mathbb{E}[f(X)|X_{S \cup \{i\}}] - \mathbb{E}[f(X)|X_S]\|_{L^2(\mathbb{P})}^2 \right) \right) \\ &= \sum_{i=1}^n \left(\sum_{S \subseteq N \setminus \{i\}} w(S, n) \|\mathbb{E}[f(X)|X_{S \cup \{i\}}] - \mathbb{E}[f(X)|X_S]\|_{L^2(\mathbb{P})}^2 \right); \end{aligned} \quad (\text{A.14})$$

where on the second line we used Cauchy-Schwarz along with $w(S, n) \geq 0$ while the third line relies on $\sum_{S \subseteq N \setminus \{i\}} w(S, n) = 1$ which follows from the efficiency property. \square

Proof of Lemma 3.2. One just needs to examine the part of the proof of Corollary 3.2(ii) which established (3.18) in the case of $f_0 = \mathbb{E}[f(X)] = 0$ (and hence generally). That argument was based on expanding $\|f\|_{L^2(P_X)}^2 = \sum_{i=1}^n \langle f(X), \bar{\mathcal{E}}_i^{CE}[f] \rangle_{L^2(\mathbb{P})}$ in (A.13), and inequalities $\|\bar{\mathcal{E}}_i^{CE}[f]\|_{L^2(\mathbb{P})}^2 \leq \langle f(X), \bar{\mathcal{E}}_i^{CE}[f] \rangle_{L^2(\mathbb{P})}$ in (A.14). Thus the equality in

$$\|\bar{\mathcal{E}}^{CE}[f]\|_{L^2(\mathbb{P})^n}^2 = \sum_{i=1}^n \|\bar{\mathcal{E}}_i^{CE}[f]\|_{L^2(\mathbb{P})}^2 \leq \sum_{i=1}^n \langle f(X), \bar{\mathcal{E}}_i^{CE}[f] \rangle_{L^2(\mathbb{P})} = \|f\|_{L^2(P_X)}^2$$

is achieved if and only if $\|\bar{\mathcal{E}}_i^{CE}[f]\|_{L^2(\mathbb{P})}^2 = \langle f(X), \bar{\mathcal{E}}_i^{CE}[f] \rangle_{L^2(\mathbb{P})}$ for all $i \in N$. The general case (when $f_0 \neq 0$) follows from applying this result to $f - f_0$ and using the fact that $\langle f_0, \bar{\mathcal{E}}_i^{CE}[f; h, X] \rangle_{L^2(\mathbb{P})} = f_0 \cdot \mathbb{E}[\bar{\mathcal{E}}_i^{CE}[f; h, X]] = 0$ if h has the form (3.1), and the fact that constants are in the kernel of $\bar{\mathcal{E}}^{CE}$. \square

A.3.2 Proof of Theorem 3.2

Proof. If $f = f_*$ \tilde{P}_X -a.s., then for any $S \subseteq N$

$$v^{ME}(S \cup \{i\}; X, f) = v^{ME}(S \cup \{i\}; X, f_*) \quad \mathbb{P}\text{-a.s.}$$

which implies, in view of (3.1), that $\bar{\mathcal{E}}^{ME}$ is well-defined.

Now let $\bar{f}_S(x_S) = \mathbb{E}[f(x_S, X_{-S})]$. Then

$$\begin{aligned}
\|\bar{\mathcal{E}}_i^{ME}[f]\|_{L^2(\mathbb{P})} &\leq \sum_{S \subseteq N \setminus \{i\}} |w(S, n)| \cdot \|\bar{f}_{S \cup \{i\}}(X_{S \cup \{i\}}) - \bar{f}_S(X_S)\|_{L^2(\mathbb{P})} \\
&\leq \left(\sum_{S \subseteq N \setminus \{i\}} w^2(S, n) \right)^{\frac{1}{2}} \left(\sum_{S \subseteq N \setminus \{i\}} \|\bar{f}_{S \cup \{i\}}(X_{S \cup \{i\}}) - \bar{f}_S(X_S)\|_{L^2(\mathbb{P})}^2 \right)^{\frac{1}{2}} \\
&\leq \left(\sum_{S \subseteq N \setminus \{i\}} w^2(S, n) \right)^{\frac{1}{2}} \left(2 \sum_{S \subseteq N \setminus \{i\}} (\|\bar{f}_{S \cup \{i\}}(X_{S \cup \{i\}})\|_{L^2(\mathbb{P})}^2 + \|\bar{f}_S(X_S)\|_{L^2(\mathbb{P})}^2) \right)^{\frac{1}{2}} \\
&\leq \left(\sum_{S \subseteq N \setminus \{i\}} w^2(S, n) \right)^{\frac{1}{2}} \left(2 \sum_{S \subseteq N} \|\bar{f}_S(X_S)\|_{L^2(\mathbb{P})}^2 \right)^{\frac{1}{2}} \\
&= \left(\sum_{S \subseteq N \setminus \{i\}} w^2(S, n) \right)^{\frac{1}{2}} \left(2 \sum_{S \subseteq N} \|f\|_{L^2(P_{X_S} \otimes P_{X_{-S}})}^2 \right)^{\frac{1}{2}} \\
&= 2^{\frac{n+1}{2}} \left(\sum_{S \subseteq N \setminus \{i\}} w^2(S, n) \right)^{\frac{1}{2}} \cdot \|f\|_{L^2(\tilde{P}_X)}
\end{aligned}$$

which establishes (i).

Suppose X_i is independent of $X_{N \setminus \{i\}}$. Take any $S \subseteq N \setminus \{i\}$. Let us write $T := N - (\{i\} \cup S)$. Let us also write $f(x) = f(x_i, x_S, x_T)$ where we ignore the variable ordering to simplify the notation. Then

$$\begin{aligned}
\|\bar{f}_{S \cup \{i\}}(X_{S \cup \{i\}}) - \bar{f}_S(X_S)\|_{L^2(\mathbb{P})}^2 &= \mathbb{E} \left[(\bar{f}_{S \cup \{i\}}(X_{S \cup \{i\}}) - \bar{f}_S(X_S))^2 \right] \\
&= \int \left(\bar{f}_{S \cup \{i\}}(x_{S \cup \{i\}}) - \bar{f}_S(x_S) \right)^2 P_{X_i} \otimes P_{X_S}(dx_i, dx_S) \\
&\leq \int \left(f(x_i, x_S, x_T) - \int f(x_i, x_S, x_T) P_{X_i}(dx_i) \right)^2 P_{X_i} \otimes P_{X_S} \otimes P_{X_T}(dx_i, dx_S, dx_T) \\
&= \int \left[\int \left(f(x_i, x_S, x_T) - \int f(x_i, x_S, x_T) P_{X_i}(dx_i) \right)^2 P_{X_i}(dx_i) \right] P_{X_S} \otimes P_{X_T}(dx_S, dx_T) \\
&\leq \int \left[\int |f(x_i, x_S, x_T)|^2 P_{X_i}(dx_i) \right] P_{X_S} \otimes P_{X_T}(dx_S, dx_T) = \|f\|_{L^2(P_{X_S} \otimes P_{X_{-S}})}^2
\end{aligned}$$

and hence $\|\bar{f}_{S \cup \{i\}}(X_{S \cup \{i\}}) - \bar{f}_S(X_S)\|_{L^2(\mathbb{P})} \leq \|f\|_{L^2(P_{X_S} \otimes P_{X_{-S}})}$. We now have

$$\begin{aligned}
\|\bar{\mathcal{E}}_i^{ME}[f]\|_{L^2(\mathbb{P})} &\leq \sum_{S \subseteq N \setminus \{i\}} |w(S, n)| \cdot \|\bar{f}_{S \cup \{i\}}(X_{S \cup \{i\}}) - \bar{f}_S(X_S)\|_{L^2(\mathbb{P})} \leq \sum_{S \subseteq N \setminus \{i\}} |w(S, n)| \cdot \|f\|_{L^2(P_{X_S} \otimes P_{X_{-S}})} \\
&\leq \left(\sum_{S \subseteq N \setminus \{i\}} w^2(S, n) \right)^{\frac{1}{2}} \left(\sum_{S \subseteq N \setminus \{i\}} \|f\|_{L^2(P_{X_S} \otimes P_{X_{-S}})}^2 \right)^{\frac{1}{2}} \\
&\leq \left(\sum_{S \subseteq N \setminus \{i\}} w^2(S, n) \right)^{\frac{1}{2}} \left(\sum_{S \subseteq N} \|f\|_{L^2(P_{X_S} \otimes P_{X_{-S}})}^2 \right)^{\frac{1}{2}} = 2^{\frac{n}{2}} \left(\sum_{S \subseteq N \setminus \{i\}} w^2(S, n) \right)^{\frac{1}{2}} \cdot \|f\|_{L^2(\tilde{P}_X)}
\end{aligned}$$

which establishes (ii).

Suppose $f = c$ \tilde{P}_X -a.s. for some constant $c \in \mathbb{R}$. Let $f_*(x) := c$ for each $x \in \mathbb{R}^n$. Note that for any $S \subseteq N$, including $S = \emptyset$, we have

$$v^{ME}(S \cup \{i\}; X, f_*) - v^{ME}(S; X, f_*) = 0 \quad \mathbb{P}\text{-a.s.},$$

and from (3.1) it follows that $\bar{\mathcal{E}}^{ME}[f_*] = 0 \in L^2(\mathbb{P})$. Note that $f = f_*$ \tilde{P}_X -a.s. and hence, using the fact that $\bar{\mathcal{E}}^{ME}$ is well-defined, we conclude that $\bar{\mathcal{E}}^{ME}[f] = 0 \in L^2(\mathbb{P})$ which establishes (iii).

Suppose that $f \in \text{Ker}(\bar{\mathcal{E}}^{ME})$ and (A.7) holds. Then

$$0 = \sum_{i=1}^n |\bar{\mathcal{E}}_i^{ME}[f - \mathbb{E}[f(X)]]| \geq g(|f(X) - \mathbb{E}[f(X)]|, n) \geq 0,$$

and hence $f = \mathbb{E}[f(X)]$ P_X -a.s., which proves (iv).

Suppose that $\tilde{P}_X \ll P_X$ and (A.7) holds. Then for any constant $c \in \mathbb{R}$, $f = c$ P_X -a.s. implies $f = c$ \tilde{P}_X -a.s. and hence, using (iii) and (iv), we obtain (v).

Next, if $f(x) = f(x_{N \setminus \{i\}})$, then $f_{S \cup \{i\}}(X_{S \cup \{i\}}) = \bar{f}_S(X_S)$ and hence $\bar{\mathcal{E}}_i^{ME}[f] = 0 \in L^2(\mathbb{P})$, which gives (vi) and (vii).

Finally, property (viii) follows directly from the efficiency property (EP). \square

A.3.3 Proof of Lemma 3.1

Proof. Let us first assume that $\mathbb{E}[f_1(X) - f_2(X)] = 0$. Then, without loss of generality, we can assume that $\mathbb{E}[h_i(X_i)] = 0$; otherwise, we can define $\tilde{h}_i := h_i - \mathbb{E}[h_i(X_i)]$ and write $f_1 - f_2 = \sum_{i=1}^n \tilde{h}_i(x_i)$.

We have

$$\|\bar{\mathcal{E}}_i^{ME}[f_1 - f_2]\|_{L^2(\mathbb{P})} = \|h_i(X_i)\|_{L^2(\mathbb{P})} = \|h_i\|_{L^2(P_{X_i})} = \frac{1}{2^n} \sum_{S \subseteq N} \|h_i\|_{L^2(P_{X_S} \otimes P_{X_{-S}})} = \|h_i\|_{L^2(\tilde{P}_X)}, \quad i \in N.$$

Hence

$$\|\bar{\mathcal{E}}^{ME}[f_1] - \bar{\mathcal{E}}^{ME}[f_2]\|_{L^2(\mathbb{P})}^2 = \sum_{i=1}^n \|h_i\|_{L^2(\tilde{P}_X)}^2 \geq C \|f_1 - f_2\|_{L^2(\tilde{P}_X)}^2$$

for some C that depends on n only.

Suppose now $\mathbb{E}[f_1(X) - f_2(X)] = c$. Then, using the above inequality and Theorem 3.2(iii), we obtain

$$\|\bar{\mathcal{E}}^{ME}[f_1] - \bar{\mathcal{E}}^{ME}[f_2]\|_{L^2(\mathbb{P})} = \|\bar{\mathcal{E}}^{ME}[f_1 - f_2 - c]\|_{L^2(\mathbb{P})} \geq \sqrt{C} \|f_1 - f_2 - c\|_{L^2(\tilde{P}_X)} \geq \sqrt{C} (\|f_1 - f_2\|_{L^2(\tilde{P}_X)} - |c|)$$

which proves the statement. \square

A.3.4 Proof of Theorem 3.3

Proof. Given the definition of \tilde{P}_X in (3.6), one has $P_X(A) \leq 2^n \cdot \tilde{P}_X(A)$ for any Borel subset of \mathbb{R}^n . In particular, $P_X \ll \tilde{P}_X$ and there exists a well-defined bounded linear map $\tilde{I} : L^2(\tilde{P}_X) \rightarrow L^2(P_X)$ that takes the $L^2(\tilde{P}_X)$ -class of a function to its $L^2(P_X)$ -class; notice that \tilde{I} is not necessarily injective or surjective in general. Observe that H_X is the image of \tilde{I} ; and recall that $\text{Im}(\tilde{I})$ can be identified with $L^2(\tilde{P}_X)/\text{Ker}(\tilde{I})$ as vector spaces. Thus, the well-defined operator $(\bar{\mathcal{E}}^{ME}, L^2(\tilde{P}_X))$ can be pushforwarded via \tilde{I} to a well-defined operator $(\bar{\mathcal{E}}^{ME}, H_X)$ if and only if

$$H_X^0 = \text{Ker}(\tilde{I}) = \{f \in L^2(\tilde{P}_X) : \|f\|_{L^2(P_X)} = 0\} \subseteq \text{Ker}(\bar{\mathcal{E}}^{ME}, L^2(\tilde{P}_X)).$$

Part (ii) describes the situation where H_X^0 is non-trivial while part (i) addresses the case where \tilde{I} is an embedding onto the subspace H_X . The latter happens precisely when $\tilde{P}_X \ll P_X$. We have thus established the first two parts.

Next, suppose (BC) holds for some distinct $i, j \in N$. Let $w(S, n)$ be the weights as in (3.1). Define

$$w_{\{i,j\}} := \sum_{S \subset N : i \notin S, j \notin S} w(S, n), \quad w_{\{i\}} := \sum_{S \subset N : i \notin S, j \in S} w(S, n), \quad w_{\{j\}} := \sum_{S \subset N : i \in S, j \notin S} w(S, n). \quad (\text{A.15})$$

Let us assume that

$$\underline{w}_{i,j} := \min\{|w_{\{i\}}|, |w_{\{j\}}|, |w_{\{i,j\}}|\} > 0, \quad (\text{A.16})$$

which holds true if $w(S, n) > 0$ for each non-empty $S \subseteq N$. For instance, for the Shapley value, one always has $w_{\{i\}} = w_{\{i,j\}} = \frac{1}{2}$ (which allows one to simplify some of the computations below; cf. Remark 3.3).

First, consider a special case $n = 2$. In that case, we have $i = 1, j = 2$. Let $R = A \times B \subseteq \mathbb{R}^2$ where A, B are Borel sets. Denote $f_R := \mathbb{1}_R(x_1, x_2) = \mathbb{1}_A(x_1)\mathbb{1}_B(x_2)$. Then, by (3.1) for $i = 1$, we obtain

$$\begin{aligned}\bar{\mathcal{E}}_1^{ME}[f_R] &= h_1[v^{ME}(\cdot; X, f_R)] = w(\emptyset)[v^{ME}(\{1\}; X, \mathbb{1}_R) - v^{ME}(\emptyset; X, \mathbb{1}_R)] \\ &\quad + w(\{2\})[v^{ME}(\{1, 2\}; X, \mathbb{1}_R) - v^{ME}(\{2\}; X, \mathbb{1}_R)] \\ &= w(\emptyset)(\mathbb{1}_A(X_1)P_{X_2}(B) - P_X(R)) \\ &\quad + w(\{2\})(\mathbb{1}_R(X_1, X_2) - \mathbb{1}_B(X_2)P_{X_1}(A))\end{aligned}$$

where we suppress the dependence on n in the coefficients $w(S, n)$.

Let us denote $p := P_X(R)$, $\alpha := P_{X_1}(A)$, and $\beta := P_{X_2}(B)$. Then

$$\begin{aligned}(\bar{\mathcal{E}}_1^{ME}[f_R])^2 &= w^2(\emptyset)(\mathbb{1}_A(X_1)\beta^2 + p^2 - \mathbb{1}_A(X_1)2\beta p) \\ &\quad + w^2(\{2\})(\mathbb{1}_R(X_1, X_2) + \mathbb{1}_B(X_2)\alpha^2 - \mathbb{1}_R(X_1, X_2)2\alpha) \\ &\quad + 2w(\emptyset)w(\{2\})(\mathbb{1}_R(X_1, X_2)\beta - \mathbb{1}_R(X_1, X_2)\alpha\beta - p\mathbb{1}_R(X_1, X_2) + \mathbb{1}_B(X_2)\alpha p).\end{aligned}$$

Then, taking the expectation we obtain

$$\begin{aligned}\mathbb{E}[(\bar{\mathcal{E}}_1^{ME}[f_R])^2] &= w^2(\emptyset)(\alpha\beta^2 + p(p - 2\alpha\beta)) \\ &\quad + w^2(\{2\})(p(1 - 2\alpha) + \beta\alpha^2) \\ &\quad + 2w(\emptyset)w(\{2\})p(\beta - p) \\ &\geq w^2(\emptyset)\alpha\beta^2 + w^2(\{2\})\beta\alpha^2 - 2p(w^2(\emptyset) + w^2(\{2\})) - 2p|w(\emptyset)w(\{2\})|.\end{aligned}$$

Note that $\|f_R\|_{L^2(P_X)}^2 = P_X(R) = p$ and hence, assuming that $p > 0$, we conclude

$$\frac{1}{\|f_R\|_{L^2(P_X)}^2} \mathbb{E}[(\bar{\mathcal{E}}_1^{ME}[f_R])^2] \geq \underline{w}^2 \left(\frac{\alpha\beta^2 + \beta\alpha^2}{p} \right) - 6\bar{w}^2$$

where $\underline{w} := \min_{S \subseteq N} |w(S)|$ and $\bar{w} := \max_{S \subseteq N} |w(S)|$. Now if $w(S) > 0$ for all proper subsets S of $N = \{1, 2\}$, or alternatively, if (A.16) holds for $i = 1$ and $j = 2$, then $\underline{w}^2 > 0$ in the inequality above. Thus, if (BC) holds for $i = 1$ and $j = 2$, then the right-hand side of the inequality is unbounded; hence $(\bar{\mathcal{E}}_1^{ME}, H_X)$ is unbounded.

Performing similar calculations for $\bar{\mathcal{E}}_2^{ME}$, we come to the conclusion that if (BC) and either the positivity of the weights or (A.16) hold for $i = 1$ and $j = 2$, then $(\bar{\mathcal{E}}_2^{ME}, H_X)$ is unbounded. This proves part (iii) for $n = 2$.

Next, consider a general case of $n \geq 2$. Suppose that there exist distinct $i, j \in \{1, 2, \dots, n\}$ such that (BC) holds. Let $R = A \times B \subseteq \mathbb{R}^2$, where A, B are Borel sets. Define a function of n variables as follows $f_R(x_1, x_2, \dots, x_n) := \mathbb{1}_R(x_i, x_j)$. By construction, f_R does not depend explicitly on x_k for each $k \in N \setminus \{i, j\}$, and hence by Theorem 3.2(vi), $T := \{i, j\}$ is a carrier for $v^{ME}(\cdot; X, f_R)$. Hence, by (3.1), we obtain

$$\begin{aligned}\bar{\mathcal{E}}_i^{ME}[f_R] &= w_{\{i,j\}} \left(v^{ME}(\{i\}; X, \mathbb{1}_R) - v^{ME}(\emptyset; X, \mathbb{1}_R) \right) + w_{\{i\}} \left(v^{ME}(\{i, j\}; X, f_R) - v^{ME}(\{j\}; X, f_R) \right) \\ \bar{\mathcal{E}}_j^{ME}[f_R] &= w_{\{i,j\}} \left(v^{ME}(\{j\}; X, f_R) - v^{ME}(\emptyset; X, f_R) \right) + w_{\{j\}} \left(v^{ME}(\{i, j\}; X, f_R) - v^{ME}(\{i\}; X, f_R) \right)\end{aligned}$$

where $w_{\{i\}}, w_{\{j\}}$, and $w_{\{i,j\}}$ are defined in (A.15).

Note that for each $S \subseteq T = \{i, j\}$

$$v^{ME}(S; X, f_R) = v^{ME}(S; (X_i, X_j), \mathbb{1}_R(x_i, x_j)).$$

Then, denoting $\alpha := P_{X_i}(A)$, $\beta := P_{X_j}(B)$, $p := P_{(X_i, X_j)}(R)$ and proceeding as in the case $n = 2$, we obtain

$$\frac{\mathbb{E}[(\bar{\mathcal{E}}_i^{ME}[f_R])^2]}{\|f_R\|_{L^2(P_X)}^2}, \frac{\mathbb{E}[(\bar{\mathcal{E}}_j^{ME}[f_R])^2]}{\|f_R\|_{L^2(P_X)}^2} \geq \underline{w}_{i,j}^2 \left(\frac{\alpha\beta^2 + \beta\alpha^2}{p} \right) - 6\bar{w}_{i,j}^2, \quad (\text{A.17})$$

where $\underline{w}_{i,j}$ is defined in (A.16), and $\bar{w}_{i,j} := \max\{|w_{\{i\}}|, |w_{\{j\}}|, |w_{\{i,j\}}|\}$, where we have assumed that $\|f_R\|_{L^2(P_X)}^2 = P_{(X_i, X_j)}(R) = p > 0$.

Note that if (A.16) holds, then $\underline{w}_{i,j} > 0$. The same is true if all weights $w(S, n)$ are positive. In those situations, (BC) together with (A.17) imply that $\bar{\mathcal{E}}_i^{ME}$, $\bar{\mathcal{E}}_j^{ME}$, and $\bar{\mathcal{E}}^{ME}$ are unbounded on H_X . \square

Part (iii) of Theorem 3.3 on the unboundedness of marginal game operators can be extended to linear game values that are not in the form of (3.1), or more generally, to coalitional game values; cf. Proposition 5.3(iii).

Proposition A.1. *With the notation as before, denote the predictors by $X = (X_1, \dots, X_n)$. Take \mathcal{P} to be a partition of the predictors. Let g be a linear coalitional value and \bar{g} an extension of it. Therefore, there are constants $\{\gamma(i, N, \mathcal{P}, S)\}_{i \in N, S \subseteq N}$ such that*

$$\bar{g}_i[N, v, \mathcal{P}] = \sum_{S \subseteq N} \gamma(i, N, \mathcal{P}, S) v(S), \quad i \in N, \quad (\text{A.18})$$

for any game v (cooperative or non-cooperative); see Lemma A.1. Suppose that there exist distinct indices $i, j \in N$ for which (BC) holds, and that for some $k \in N$

$$\underline{\gamma}_{i,j}^{(k)} := \min\{|\gamma_{\{i\}}^{(k)}|, |\gamma_{\{j\}}^{(k)}|, |\gamma_{\{i,j\}}^{(k)}|\} > 0 \quad (\text{A.19})$$

where

$$\gamma_{\{i\}}^{(k)} := \sum_{S \subseteq N: i \in S, j \notin S} \gamma(k, N, \mathcal{P}, S), \quad \gamma_{\{j\}}^{(k)} := \sum_{S \subseteq N: i \notin S, j \in S} \gamma(k, N, \mathcal{P}, S), \quad \gamma_{\{i,j\}}^{(k)} := \sum_{S \subseteq N: i, j \in S} \gamma(k, N, \mathcal{P}, S). \quad (\text{A.20})$$

Suppose the coalitional marginal game operator $f \mapsto \bar{\mathcal{E}}^{ME}[f; g, X] := \bar{g}[N, v^{ME}(\cdot; X, f), \mathcal{P}]$ is well-defined on H_X . Then $(\bar{\mathcal{E}}_k^{ME}[\cdot; g, X], H_X)$, and thus $(\bar{\mathcal{E}}^{ME}[\cdot; g, X], H_X)$, are unbounded.

Proof. As in the proof of Theorem 3.3, take R to be a rectangle $A \times B$ and set $f_R(x_1, x_2, \dots, x_n) := \mathbb{1}_R(x_i, x_j)$. As before, we denote $P_{X_i}(A)$, $P_{X_j}(B)$ and $P_{(X_i, X_j)}(R)$ by α , β and p respectively. Notice that for any $S \subseteq N$ one has

$$v^{ME}(S; X, f_R) = v^{ME}(S \cap \{i, j\}; X, f_R),$$

and this term becomes $p = \|f_R\|_{L^2(P_X)}^2$ if $S \cap \{i, j\} = \emptyset$. Define

$$\hat{\gamma}_{i,j}^{(k)} := \sum_{S \subseteq N: i, j \notin S} \gamma(k, N, \mathcal{P}, S).$$

We now have

$$\begin{aligned} \bar{\mathcal{E}}_k^{ME}[f_R; g, X] - \hat{\gamma}_{i,j}^{(k)} \cdot \|f_R\|_{L^2(P_X)}^2 &= \gamma_{\{i\}}^{(k)} \cdot v^{ME}(\{i\}; X, f_R) + \gamma_{\{j\}}^{(k)} \cdot v^{ME}(\{j\}; X, f_R) + \gamma_{\{i,j\}}^{(k)} \cdot v^{ME}(\{i, j\}; X, f_R) \\ &= \gamma_{\{i\}}^{(k)} \cdot \mathbb{1}_A(X_i) P_{X_j}(B) + \gamma_{\{j\}}^{(k)} \cdot P_{X_i}(A) \mathbb{1}_B(X_j) + \gamma_{\{i,j\}}^{(k)} \cdot \mathbb{1}_R(X_i, X_j), \end{aligned}$$

which implies

$$\begin{aligned} \mathbb{E} \left[\left| \bar{\mathcal{E}}_k^{ME}[f_R; g, X] - \hat{\gamma}_{i,j}^{(k)} \cdot \|f_R\|_{L^2(P_X)}^2 \right|^2 \right] &= (\gamma_{\{i\}}^{(k)})^2 \alpha \beta^2 + (\gamma_{\{j\}}^{(k)})^2 \alpha^2 \beta + (\gamma_{\{i,j\}}^{(k)})^2 p \\ &\quad + 2\gamma_{\{i\}}^{(k)} \gamma_{\{j\}}^{(k)} \alpha \beta p + 2\gamma_{\{i\}}^{(k)} \gamma_{\{i,j\}}^{(k)} \beta p + 2\gamma_{\{j\}}^{(k)} \gamma_{\{i,j\}}^{(k)} \alpha p \\ &\geq (\underline{\gamma}_{i,j}^{(k)})^2 (\alpha \beta^2 + \alpha^2 \beta + p) - 6(\bar{\gamma}_{i,j}^{(k)})^2 p, \end{aligned}$$

where $\bar{\gamma}_{i,j}^{(k)} := \max\{|\gamma_{\{i\}}^{(k)}|, |\gamma_{\{k\}}^{(k)}|, |\gamma_{\{i,j\}}^{(k)}|\}$. We conclude that

$$\begin{aligned} \frac{\|\bar{\mathcal{E}}_k^{ME}[f_R; g, X]\|_{L^2(\mathbb{P})}^2}{\|f_R\|_{L^2(P_X)}^2} &\geq \frac{1}{2} \cdot \frac{\mathbb{E}\left[\left|\bar{\mathcal{E}}_k^{ME}[f_R; g, X] - \hat{\gamma}_{i,j}^{(k)} \cdot \|f_R\|_{L^2(P_X)}^2\right|^2\right]}{\|f_R\|_{L^2(P_X)}^2} - (\hat{\gamma}_{i,j}^{(k)})^2 p \\ &\geq \frac{1}{2} (\underline{\gamma}_{i,j}^{(k)})^2 \left(\frac{\alpha^2 \beta + \alpha \beta^2}{p}\right) + \frac{1}{2} \left((\underline{\gamma}_{i,j}^{(k)})^2 - 6(\bar{\gamma}_{i,j}^{(k)})^2\right) - (\hat{\gamma}_{i,j}^{(k)})^2. \end{aligned}$$

The terms appearing on the last line are all constants except $\frac{\alpha^2 \beta + \alpha \beta^2}{p}$ which can become arbitrarily large according to (BC). Given that $\underline{\gamma}_{i,j}^{(k)} > 0$ due to (A.19), the same is true about $\frac{\|\bar{\mathcal{E}}_k^{ME}[f_R; g, X]\|_{L^2(\mathbb{P})}^2}{\|f_R\|_{L^2(P_X)}^2}$, hence the unboundedness of $f \mapsto \bar{\mathcal{E}}_k^{ME}[f; g, X]$. \square

A.3.5 Proof of the results from §5.4.3

Proof of Lemma 5.10. By the two-step formulation and Lemma A.1, for any game (N, v) and $i \in S_j$ we have

$$|g_i[N, v, \mathcal{P}]| \leq C \sum_{T \subseteq S_j} |v^{(j)}(T)| \leq C \sum_{T \subseteq S_j} \sum_{R \subseteq M} |\hat{v}_T(R)| \quad (\text{A.21})$$

where C denotes appropriate constants depending only on game values $h^{(1)}$ and $h^{(2)}$. If $\hat{v}_T = v^{\mathcal{P}|T}$, then $\hat{v}_T(R) = v(Q)$ if $j \notin M$ while $\hat{v}_T(R) = v(Q \cup T)$ otherwise ($Q = \cup_{r \in R} S_r$ as in the lemma). Then the inequality above may be rewritten as

$$|g_i[N, v, \mathcal{P}]| \leq C \sum_{R \subseteq M \setminus \{j\}} \sum_{T \subseteq S_j} (|v(Q)| + |v(Q \cup T)|) \leq C \left(\sum_{R \subseteq M \setminus \{j\}} |v(Q)| + \sum_{R \subseteq M \setminus \{j\}} \sum_{T \subseteq S_j} |v(Q \cup T)| \right)$$

where C denotes a generic constant (the last one can be expressed in terms of the one before as $2^{|S_j|}C$). Now substituting the cooperative game $v^{ME}(\cdot; X, f - f_0)$ for v in the last inequality yields part (i).

In the case of (ii), one has

$$|\hat{v}_T(R)| \leq |v^{\mathcal{P}}(R)| + m(|v(T)| + |v^{\mathcal{P}}(\{j\})|) = |v(Q)| + m(|v(T)| + |v(S_j)|).$$

Combining with (A.21) yields

$$|g_i[N, v, \mathcal{P}]| \leq C \left(\sum_{R \subseteq M} |v(Q)| + \sum_{T \subseteq S_j} |v(T)| \right)$$

for a suitable C . Plugging the cooperative game $v^{ME}(\cdot; X, f - f_0)$ for v then establishes part (ii). \square

Proof of Corollary 5.2. Immediately follows from Lemma 5.10. \square

Proof of Corollary 5.3. Notice that Q is a union of S_r 's (i.e. $Q = \cup_{r \in R} S_r$). So the independence of X_{S_1}, \dots, X_{S_m} implies that in the inequalities appearing in Lemma 5.10 $P_{X_Q} \otimes P_{X_{-Q}}$ can be replaced with $\otimes_{r \in M} P_{X_{S_r}} = P_X$ while, in part (i) of the lemma where $Q \cap T = \emptyset$, $P_{X_{Q \cup T}} \otimes P_{X_{-(Q \cup T)}}$ is the same as $P_{X_T} \otimes P_{X_{-T}}$. Substituting in those inequalities yields the first inequality in Corollary 5.3. To obtain the second assertion, notice that if predictors X_{S_j} are independent, then for any $T \subseteq S_j$:

$$P_{X_T} \otimes P_{X_{-T}} = P_{X_T} \otimes P_{X_{S_j-T}} \otimes P_{X_{-S_j}} = P_{X_{S_j}} \otimes P_{X_{-S_j}} = P_X.$$

The same is true when S_j is a singleton as then $P_{X_T} \otimes P_{X_{-T}}$ from above coincides with $P_{X_{S_j}} \otimes P_{X_{-S_j}} = P_X$ because $T = \emptyset$ or S_j . Finally, if $h^{(2)}$ is efficient and $S_j = \{i\}$, g satisfies the quotient game property by Lemma 5.9(i), and then Proposition 5.4 implies that

$$\bar{g}_i(X; v^{ME}, \mathcal{P}, f) = \bar{g}_{S_j}(X; v^{ME}, \mathcal{P}, f) = \bar{g}_{S_j}(X; v^{CE}, \mathcal{P}, f) = \bar{g}_i(X; v^{CE}, \mathcal{P}, f)$$

where we have used $S_j = \{i\}$. But due to the two-step formulation:

$$\bar{g}_i(X; v^{CE}, \mathcal{P}, f) = g_i(X; v^{CE}, \mathcal{P}, f - f_0) = h_j^{(1)}[M, v^{CE, \mathcal{P}}(.; X, f - f_0)]$$

which admits the Lipschitz constant 1 due to Remark 5.1. □

B Table of notation

<u>General</u>	
n	the number of predictors
N	a finite subset of \mathbb{N} , typically the set $\{1, \dots, n\}$
$S, -S, s$	S denotes a subset of N of cardinality s and $-S$ is its complement $N \setminus S$
\mathcal{P}	a partition of N , often denoted by $\{S_1, \dots, S_m\}$
m	the size of partition \mathcal{P}
M	the set $\{1, \dots, m\}$
$\{N\}$ and \bar{N}	the grand coalition and the partition of N into singletons
\mathcal{T}	a partition tree (cf. §5.5)
f	a function $\mathbb{R}^n \rightarrow \mathbb{R}$ defining the model under consideration
<u>Predictors, probability measures and functional spaces</u>	
$(\Omega, \mathcal{F}, \mathbb{P})$	the background probability space
$X = (X_1, \dots, X_n)$	the predictors; random variables on $(\Omega, \mathcal{F}, \mathbb{P})$ with finite variance
Y	the response variable
f_0	the expectation $\mathbb{E}[f(X)]$ of the model f
P_X (P_{X_S})	the Borel probability measure on \mathbb{R}^n (respectively on \mathbb{R}^s) which is the push-forward of \mathbb{P} by X (resp. by X_S)
\tilde{P}_X	the Borel probability measure $\frac{1}{2^n} \sum_{S \subseteq N} P_{X_S} \otimes P_{X_{-S}}$ on \mathbb{R}^n (cf. (3.6))
$L^2(\mathbb{P})$, $L^2(P_X)$ and $L^2(\tilde{P}_X)$	short for Hilbert spaces $L^2(\Omega, \mathcal{F}, \mathbb{P})$, $L^2(\mathbb{R}^n, \mathcal{B}, P_X)$ and $L^2(\mathbb{R}^n, \mathcal{B}, \tilde{P}_X)$
H_X	subspace of elements of $L^2(P_X)$ with finite $L^2(\tilde{P}_X)$ -norm (cf. (3.10))
<u>Games and game values</u>	
(N, v)	a game with N as its set of players; a function $2^N \rightarrow \mathbb{R}$ (cf. §5.1)
u and \tilde{u}	the unit non-cooperative game $S \mapsto 1$ and its projection defined as $\tilde{u}(\emptyset) = 0$ and $\tilde{u}(S) = 1$ for $S \neq \emptyset$
$v^{\mathcal{P}}$	the quotient game defined based on (N, v) and the partition \mathcal{P} of N (cf. §5.3)
$v^{CE}(; X, f)$	the conditional game corresponding to the model (X, f) (cf. (2.2))
$v^{ME}(; X, f)$	the marginal game corresponding to the model (X, f) (cf. (2.2))
h	denotes a game value; a function $(N, v) \mapsto (h_i[N, v])_{i \in N} \in \mathbb{R}^n$ that takes cooperative games (i.e. $v(\emptyset) = 0$) as inputs
g	denotes a coalitional game value; a function $(N, v, \mathcal{P}) \mapsto (g_i[N, v, \mathcal{P}])_{i \in N} \in \mathbb{R}^n$ with input a cooperative game and a partition of its set of players
$h^{(1)}, h^{(2)}$ and \hat{v}_T	the two game values and intermediate games appearing in two-step formulation of coalitional game values (cf. §5.4.1)
\bar{h} and \bar{g}	extensions of h and g to non-cooperative games (cf. Lemmas 5.1 and 5.3)
φ , Bz , TSh , Ow , $BzOw$ and Bz^{sym}	denote Shapley, Banzhaf, two-step Shapley, Owen, Banzhaf-Owen and symmetric Banzhaf game values (cf. (2.3), (5.4), (5.27), (5.20), (5.38))
<u>Explainers</u>	
\mathcal{E}^{CE} and $\bar{\mathcal{E}}^{CE}$	the conditional and pullback conditional game operators (cf. Definition 3.1)
$\bar{\mathcal{E}}^{ME}$	the marginal game operator (cf. Definition 3.2)
$\bar{h}(X; v^{CE}, f)$ or $\bar{h}(X; v^{ME}, f)$	explainers based on an extended game value \bar{h} (cf. (5.5))
$\bar{h}_{S_j}(X; f, v^{CE})$ or $\bar{h}_{S_j}(X; f, v^{ME})$	trivial group explainers based on a partition \mathcal{P} of predictors ($S_j \in \mathcal{P}$) and an extended game value \bar{h} (cf. §5.2)
$\bar{h}_{S_j}^{\mathcal{P}}(X; f, v^{CE})$ or $\bar{h}_{S_j}^{\mathcal{P}}(X; f, v^{ME})$	quotient game explainers based on a partition \mathcal{P} of predictors ($S_j \in \mathcal{P}$) and an extended game value \bar{h} (cf. §5.3)
$\bar{g}(X; v^{CE}, \mathcal{P}, f)$ or $\bar{g}(X; v^{ME}, \mathcal{P}, f)$	coalitional explainers based on a partition \mathcal{P} of predictors and an extended coalitional game value \bar{g} (cf. (5.22))
$\bar{g}_{S_j}(X; v, \mathcal{P}, f)$ and $\bar{g}_{S_j}^{\mathcal{P}}(X; v, f)$ ($v \in \{v^{CE}, v^{ME}\}$)	trivial and quotient explainers based on a partition \mathcal{P} of predictors and an extended coalitional game value \bar{g} (cf. Definition 5.6)
$\bar{u}_{S_j^\alpha}(X; v, \mathcal{T}, f)$ and $\bar{u}_{S_j^\alpha}^T(X; v, f)$ ($v \in \{v^{CE}, v^{ME}\}$)	explainers defined based on a parameterized tree \mathcal{T} (cf. Definition 5.12)
<u>Miscellaneous</u>	
$Unif$	uniform distribution
$\mathcal{N}(\mu, \sigma)$	normal distribution with mean μ and standard deviation σ
$\mu \ll \nu$	the measure μ is absolutely continuous with respect to the measure ν
MIC_* and MIC_e	the maximal information coefficient and its estimator (cf. §4.1)

References

- [1] K. Aas, M. Jullum, A. Løland, Explaining individual predictions when features are dependent more accurate approximations to shapley values. *arXiv preprint arXiv:1903.10464v3*, (2020).
- [2] K. Aas, T. Nagler, M. Jullum, A. Løland, Explaining predictive models using Shapley values and non-parametric vine copulas, *Dependence modeling* 9, (2021), 62-81.
- [3] M. J. Albizuri, J. M. Zarzuelo, On coalitional semivalues. *Games and Economic Behavior* 49, 221–243.
- [4] R. Amer, F. Carreras, J. M. Giménez (1995). The modified Banzhaf value for games with coalition structure: an axiomatic characterization. *Mathematical Social Sciences* 43, 45–54 (1995).
- [5] J. M. Alonso-Mejide, M. G. Fiestras-Janeiro, Modification of the Banzhaf value for games with a coalition structure. *Annals of Operations Research* 109, 213–227, (2002).
- [6] D. Alvarez-Melis and T. S. Jaakkola, Towards robust interpretability with self-explaining neural networks. In *Proceedings of the 32nd International Conference on Neural Information Processing Systems, NIPS18*, pp. 77867795, Red Hook, NY, USA, 2018. Curran Associates Inc.
- [7] R. J. Aumann, J. Dréze Cooperative games with coalition structure. *International journal of Game Theory*, 3, 217-237 (1974).
- [8] J. F. Banzhaf, Weighted voting doesn't work: a mathematical analysis. *Rutgers Law Review* 19, 317–343, (1965).
- [9] L. Breiman and J. H. Friedman. Estimating optimal transformations for multiple regression and correlation. *Journal of the American statistical Association*, 80(391):580–598, (1985).
- [10] L. Breiman, Statistical Modeling: The two cultures. *Stat. Science*, 16-3, 199-231, (2001).
- [11] B. Casas-Méndez, I. García-Jurado, A. van den Nouweland, Vázquez-Brage An extension of the τ -value to games with coalition structures. *European Journal of Operational Research* 148, 494–513, (2003).
- [12] H. Chen, J. Danizek, S. Lundberg, S.-I. Lee, True to the Model or True to the Data. *arXiv preprint arXiv:2006.1623v1*, (2020).
- [13] T. M. Cover and J. A. Thomas, *Elements of Information Theory*, 2nd Ed., John Wiley & Sons, Hoboken, NJ (2006).
- [14] P. Hall, N. Gill, *An Introduction to Machine Learning Interpretability*, O'Reilly. (2018).
- [15] P. Dubey, A. Neyman, R. J. Weber, Value theory without efficiency. *Mathematics of Operations Research* 6, 122–128, (1981).
- [16] Equal Credit Opportunity Act (ECOA), <https://www.fdic.gov/regulations/laws/rules/6000-1200.html>.
- [17] R. Elshawi, M. H. Al-Mallah and S. Sakr, On the interpretability of machine learning-based model for predicting hypertension. *BMC Medical Informatics and Decision Making* 19, No. 146 (2019).
- [18] D. C. Elton, Self-explaining AI as an alternative to interpretable AI, *arXiv preprint arXiv:2002.05149v6*, (2020).
- [19] K. Filom, A. Miroshnikov, K. Kotsiopoulos, A. Ravi Kannan, On marginal feature attributions of tree-based models. *in preparation*, (2022).
- [20] J. H. Friedman, Greedy function approximation: a gradient boosting machine, *Annals of Statistics*, Vol. 29, No. 5, 1189-1232, (2001).
- [21] A. Gretton, O. Bousquet, A. Smola, and Bernhard Schölkopf Measuring statistical dependence with hilbert-schmidt norms. In *Algorithmic learning theory*, p. 63–77. Springer, (2005).
- [22] A. Gretton, K. M. Borgwardt, M. J. Rasch, B. Schölkopf, and A. Smola. A kernel two-sample test. *The Journal of Machine Learning Research*, 13(1):723–773, (2012).
- [23] A. Goldstein, A. Kapelner, J. Bleich, and E. Pitkin, Peeking inside the black box: Visualizing statistical learning with plots of individual conditional expectation. *Journal of Computational and Graphical Statistics*, 24:1, 44-65 (2015).
- [24] T. Hastie, R. Tibshirani and J. Friedman *The Elements of Statistical Learning*, 2-nd ed., Springer series in Statistics (2016).
- [25] R. Heller, Y. Heller, and M. Gorfine. A consistent multivariate test of association based on ranks of distances. *Biometrika*, 100(2):503–510, (2013).

- [26] R. Heller, Y. Heller, S. Kaufman, B. Brill, and M. Gorfine. Consistent distribution-free sample and independence tests for univariate random variables. *Journal of Machine Learning Research*, 17(29):1–54, (2016).
- [27] L. Hu, J. Chen, V. N. Nair and A. Sudjianto, Locally interpretable models and effects based on supervised partitioning (LIME-SUP), *Corporate Model Risk*, Wells Fargo, USA (2018).
- [28] D. Janzing, L. Minorics, P. Blöbaum, Feature relevance quantification in explainable AI: A causal problem. *arXiv preprint arXiv:1910.13413v2*, (2019).
- [29] H. Ji, K. Lafata, Y. Mowery, D. Brizel, A. L. Bertozzi, F.-F. Yin, C. Wang, Post-Radiotherapy PET Image Outcome Prediction by Deep Learning Under Biological Model Guidance: A Feasibility Study of Oropharyngeal Cancer Application *arXiv preprint*, (2021).
- [30] M. Jullum, A. Redelmeier, K. Aas, Efficient and simple prediction explanations with groupShapley: a practical perspective, *XAI.it 2021-Italian Workshop on explainable artificial intelligence*.
- [31] Y. Kamijo, A two-step Shapley value in a cooperative game with a coalition structure. *International Game Theory Review*, 11 (2), 207–214.
- [32] A. Kraskov, H. Stogbauer, and P. Grassberger. Estimating mutual information. *Physical Review E*, 69, (2004).
- [33] K. Kotsiopoulos, A. Miroshnikov, K. Filom, Monte-Carlo approximation of coalitional game values applied to the marginal game. *in preparation*, (2022).
- [34] D. Lopez-Paz, P. Hennig, and B. Schölkopf, The randomized dependence coefficient. In *Advances in Neural Information Processing Systems*, p. 1–9, (2013).
- [35] S. Lorenzo-Freire, New characterizations of the Owen and Banzhaf–Owen values using the intracoalitional balanced contributions property, *TOP* 25, 579–600 (2017).
- [36] S. M. Lundberg, G. G. Erion and S.-I. Lee, Consistent individualized feature attribution for tree ensembles, *arXiv preprint arxiv:1802.03888*, (2019).
- [37] S. M. Lundberg and S.-I. Lee, A unified approach to interpreting model predictions, *31st Conference on Neural Information Processing Systems*, (2017).
- [38] Kingman, J. F. The coalescent. *J. Evol. Biol.* 13 (3), 235–248, (1982).
- [39] A. Miroshnikov, K. Kotsiopoulos, R. Franks and A. Ravi Kannan, Wasserstein-based fairness interpretability framework for machine learning models, *Machine Learning*, 1–51, Springer, (2022).
- [40] L. H. B. Olsen, I. K. Glad, M. Jullum, K. Aas, Using Shapley Values and Variational Autoencoders to Explain Predictive Models with Dependent Mixed Features, *Journal of Machine Learning Research*, 23(213):1-51, (2022)
- [41] Goodfellow, I., Pouget-Abadie, J., Mirza, M., Xu, B., Warde-Farley, D., Ozair, S., Courville, A., Bengio, Y. Generative adversarial nets. In: *Advances in neural information processing systems (NIPS)*. vol. 27, pp. 2672-2680 (2014).
- [42] G. Owen, Values of games with a priori unions. In: *Essays in Mathematical Economics and Game Theory (R. Henn and O. Moeschlin, eds.)*, Springer, 76–88 (1977).
- [43] G. Owen, Modification of the Banzhaf-Coleman index for games with apriori unions. In: *Power, Voting and Voting Power (M.J. Holler, ed.)*, Physica-Verlag, 232-238. and *Game Theory (R. Henn and O. Moeschlin, eds.)*, Springer, 76–88 (1977).
- [44] L. Paninski, Estimation of entropy and mutual information. *Neural computation*, 15(6):1191–1253, (2003).
- [45] D. N. Reshef, Y. A. Reshef, H. K. Finucane, R. S. Grossman, G. McVean, P. J. Turnbaugh, E. S. Lander, M. Mitzenmacher, and P. C. Sabeti. Detecting novel associations in large data sets. *Science*, 334(6062):1518–1524, (2011).
- [46] D. Reshef, Y. Reshef, P. Sabeti, M. Mitzenmacher, An Empirical Study of Leading Measures of Dependence. *arXiv preprint arXiv:1505.02214*, (2015a).
- [47] Y. A. Reshef, D. N. Reshef, H. K. Finucane, P. C. Sabeti, M. Mitzenmacher, Measuring dependence powerfully and equitably. *Journal of Machine Learning Research*, 17, 1-63 (2016).
- [48] M. T. Ribeiro, S. Singh and C. Guestrin, “Why should I trust you?” Explaining the predictions of any classifier, *22nd Conference on Knowledge Discovery and Data Mining*, (2016).
- [49] A. Rényi. On measures of dependence. *Acta mathematica hungarica*, 10(3):441–451, (1959).

- [50] L. S. Shapley, A value for n-person games, *Annals of Mathematics Studies*, No. 28, 307-317 (1953).
- [51] D. W. Scott and S. R. Sain. Multidimensional density estimation. *Handbook of statistics* 24, 229-261, (2005).
- [52] M. Sundararajan, A. Najmi, The Many Shapley Values for Model Explanation. *arXiv preprint arXiv:1908.08474*, (2019).
- [53] G. J. Szekely, M. L. Rizzo, N. Bakirov, Measuring and testing dependence by correlation of distances. *The Annals of Statistics*, 35(6):2769–2794, (2007).
- [54] G. J. Szekely and M. L. Rizzo. Brownian distance covariance. *The Annals of Applied Statistics*, 3(4):1236-1265, (2009).
- [55] J. Vaughan, A. Sudjianto, E. Brahim, J. Chen and V. N. Nair, Explainable Neural Networks based on additive index models *Corporate Model Risk, Wells Fargo, USA, arXiv:1806.01933v1*, (2018).
- [56] I. C. Yeh, C. H. Lien, The comparisons of data mining techniques for the predictive accuracy of probability of default of credit card clients. *Expert Systems with Applications*, 36(2), 2473-2480 (2009).
- [57] S. H. Tijs (1981), Bounds for the core and the τ -value. In: *Game Theory and Mathematical Economics (O. Moeschlin and D. Pallaschke, eds.)*, North-Holland, 123–132.
- [58] J. J. Vidal-Puga, The Harsanyi paradox and the right to talk in bargaining among coalitions. *Mathematical Social Sciences* 64, 214-224, (2012).
- [59] X. Zenga, Y. Xiaa, and H. Tong, Jackknife approach to the estimation of mutual information, *PNAS* , 115-40, (2019).
- [60] J. Wakeley, Coalescent Theory: An Introduction. W.H. Freeman, (2008).
- [61] J. Wang, J. Wiens, S. Lundberg Shapley Flow: A Graph-based Approach to Interpreting Model Predictions *arXiv preprint arXiv:2010.14592*, (2020).