

Mutual information-based group explainers with coalition structure for machine learning model explanations

Alexey Miroshnikov ^{*,†} Konstandinos Kotsiopoulos ^{*,‡} Arjun Ravi Kannan ^{*,§}

Abstract

In this article, we propose and investigate ML group explainers in a general game-theoretic setting with the focus on coalitional game values and games based on the conditional and marginal expectation of an ML model. The conditional game takes into account the joint distribution of the predictors, while the marginal game depends on the structure of the model. The objective of the article is to unify the two points of view under predictor dependencies and to reduce the complexity of group explanations. To achieve this, we propose a feature grouping technique that employs an information-theoretic measure of dependence and design appropriate groups explainers. Furthermore, in the context of coalitional game values with a two-step formulation, we introduce a theoretical scheme that generates recursive coalitional game values under a partition tree structure and investigate the properties of the corresponding group explainers.

1 Introduction

The use of Machine Learning (ML) models has become widespread due to their dominance over traditional statistical techniques. In particular, contemporary ML models have a complex structure which allows for higher predictive power and the capability of processing a larger number of attributes. Having a complex model structure, however, comes at the expense of increased difficulty of interpretability, which in turn, may raise concerns of model trustworthiness and create other issues if not appropriately managed.

When used in certain contexts, predictive models, and strategies that rely on such models, are subject to laws and regulations. For instance, financial institutions (FI) in the US that are in the business of extending credit to applicants are subject to fair lending laws such as the Equal Credit Opportunity Act (ECOA, 15 U.S.C. 1691 *et seq* (1974)). Under the ECOA, creditors must inform an applicant about the action that was taken on their application for credit and, if an adverse action was taken, about the factors that impacted the credit decision. To comply with these legal requirements, the FI must ensure that the risk models used to determine the eligibility of applicants is trustworthy and interpretable; see [Leo et al. \(2019\)](#).

Another application is in medicine, where ML models are used to predict the likelihood of a certain disease or a medical condition, or the result of a medical treatment [Ji et al. \(2021\)](#). Model interpretations (or explanations) can then be used to make judgments regarding the most contributing factor affecting the likelihood of disease or the choice of the most optimal treatment; for instance, see [Elshawi et al. \(2019\)](#).

In this article, we use the words interpretability (interpretation) and explainability (explanation) interchangeably. However, the methods discussed in this paper primarily deal with post-hoc explanations derived from model results; for details on interpretable models vs post-hoc explanations see [Hall and Gill \(2018\)](#).

The objective of a model explainer is to quantify the contribution of each predictor to the value of the predictive model $f(x)$ trained on the data (X, Y) , where $X \in \mathbb{R}^n$ are predictors and Y is a response variable. There is a comprehensive body of research on ML interpretability that discusses approaches for construction of explainers and explainable models. Some of the notable works on this topic are [Friedman \(2001\)](#) on Partial Dependence Plots (PDP), [Ribeiro et al. \(2016\)](#) on local interpretable model-agnostic explanations (LIME),

^{*}Emerging Capabilities Research Group, Discover Financial Services Inc., Riverwoods, IL

[†]co-first author and corresponding author, alexeymiroshnikov@discover.com

[‡]co-first author, kostaskotsiopoulos@discover.com

[§]arjunravikannan@discover.com

Lundberg and Lee (2017) on Shapley additive explanations (SHAP), Hu et al. (2018) on locally interpretable models based on data partitioning, Vaughan et al. (2018) on explainable neural networks, among others.

Many promising interpretability techniques developed in the past several years utilize ideas from cooperative game theory for constructing explainers. In this setting, the features $X \in \mathbb{R}^n$ are viewed as n players. Given cooperative game $v(S; X, f)$, a set function on the subsets of indexes $S \subset \{1, 2, \dots, n\}$ based on the model f , a game value $h[v] \in \mathbb{R}^n$ assigns the contribution of the respective feature to the model value.

Two of the most notable games in ML literature based on the pair (f, X) are given by

$$v^{CE}(S) = \mathbb{E}[f(X)|X_S], \quad v^{ME}(S) = \mathbb{E}[f(x_S, X_{-S})] \Big|_{x_{-S}=X_{-S}} \quad (1.1)$$

introduced by Lundberg and Lee (2017) in the context of the Shapley value (Shapley, 1953).

In our work, the game v^{CE} is referred to as *conditional* and v^{ME} as *marginal*. If predictors X are independent, the two games coincide. In the presence of dependencies, however, the games are very different. Roughly speaking, the conditional game *explores* the data by taking into account dependencies, while the marginal game *explores* the model f , ignoring the dependencies. Consequently, the conditional explanations are consistent with the data and thus with the map $\omega \rightarrow f(X(\omega))$. On the other hand, marginal explanations are consistent with the model, that is, the map $x \rightarrow f(x)$; see Sundararajan and Najmi (2019), Janzing et al. (2019), Chen et al. (2020). In Section 3 we introduce an abstract point of view, which illustrates that the difference between the two types of explanations can be expressed via a continuity argument in functional analytic settings.

The choice between games in (1.1) is application specific. In scientific applications it is crucial to understand the true reasons behind observed data regardless of the model and hence v^{CE} might be preferable. In other applications, where the model is required to be explained, the game v^{ME} should be used.

There are several issues that arise when employing either of the two games.

- (P1) Computing explanations based on v^{CE} is infeasible when the predictor’s dimension is large (which is the case in many applications in the financial industry) in light of the curse of dimensionality; see Hastie et al. (2016). In practice, the conditional expectations in many explanation algorithms are approximated by marginal ones, which in turn generates explanations based on v^{ME} ; see Lundberg and Lee (2017). Computing the marginal explanations involves averaging across the data. Thus, when the dimensionality of the data is large and high accuracy of explanations is required, the computational complexity of such explanations increases dramatically.
- (P2) When using the marginal game, the explanations might no longer be true to the data in the presence of dependencies. Thus, one can build many good predictive models trained on the same data, for which the marginal explanations vary significantly from model to model. This amounts to the marginal explanation map being discontinuous with respect to models in $L^2(P_X)$. Specifically, if an existing model f is retrained on possibly updated data, the explanations for the new model might change significantly even if the changes in data distribution are minor. Such an effect is not always desirable in applications where the models are periodically retrained when new data comes in.

It has been observed that forming unions of predictors by dependencies and then computing explanations of those unions alleviates the inconsistencies between the marginal explanations and the data caused by intricate dependencies; see Aas et al. (2020).

In this article, we investigate group explainability techniques that address issues (P1) and (P2). Specifically, the main objectives of the article are a) to develop a procedure that partitions the set of predictors utilizing information-theoretic measures of dependence, which would effectively reduce the dimensionality of the problem; and b) given such a partition $\mathcal{P} = \{S_1, S_2, \dots, S_k\}$, to introduce group explanation methodologies in a game-theoretic setting for which conditional and marginal explanations of unions X_{S_j} are approximates of one another when the unions are weakly independent. In what follows we provide a summary of key ideas and main findings.

MIC grouping by dependencies. Traditional grouping attribution methods rely on linear dependencies to identify unions of dependent predictors, which may potentially fail to identify weakly independent unions and thus affect the explanations.

To increase the accuracy of dependency-based partitioning, we propose a variable hierarchical clustering technique that employs a state-of-the-art measure of dependence called maximal information coefficient (MIC_*), a regularized version of mutual information, introduced in [Reshef et al. \(2016\)](#). Specifically, we employ the dissimilarity measure $d_{\text{MIC}_*}(X_k, X_\ell) = 1 - \text{MIC}_*(X_k, X_\ell) \in [0, 1]$, which serves as an input metric for the clustering algorithm.

Information-theoretic approaches surpass correlation-based measures of dependence when it comes to capturing nonlinear dependencies. The properties of MIC_* make it an exceptional dissimilarity measure for variable hierarchical clustering and enables us to determine the partition $\mathcal{P}_\alpha = \{S_1^\alpha, S_2^\alpha, \dots, S_k^\alpha\}$ of predictors by appropriately choosing a threshold $1 - \alpha \in [0, 1]$ (characterizing the strength of dependence), which yields weakly independent unions $X_{S_j^\alpha}$.

Construction and properties of coalitional explainers. Given a partition \mathcal{P} of weakly independent unions (or coalitions) and a game value $h[v]$, a *trivial* construction of group explanations of unions involves summing the values over each union, $h_{S_j}(v, f) = \sum_{i \in S_j} h_i[v]$, with $S_j \in \mathcal{P}$.

In our article, we prove that the equality of conditional and marginal explanations for trivial group explainers is achieved under the assumptions that the model f is additive across the coalitions, the game value h satisfies the efficiency and linearity property of [Shapley \(1953\)](#), and $\{X_{S_j}\}_{j=1}^k$ are independent. We show that the equality of conditional and marginal coalitional explanations of unions will in general not hold if the additivity across coalitions is dropped.

A more natural approach to constructing group explainers is to view each coalition as a player. This can be accomplished by assigning the worth of each coalition X_{S_j} to be $h_j[v^\mathcal{P}]$, where $v^\mathcal{P}$ is the quotient game,

$$v^\mathcal{P}(A) = v(\cup_{j \in A} S_j), \quad A \subset \{1, 2, \dots, |\mathcal{P}|\}, \quad v \in \{v^{ME}, v^{CE}\}.$$

We show that if the unions $\{X_{S_j}\}_{S_j \in \mathcal{P}}$ are independent, conditional and marginal group explanations for $h_{S_j}^\mathcal{P}$ are equal, which unifies the two perspectives and provides the desirable continuity of the marginal explanation map in the space $L^2(P_X)$ of models.

On the issue of complexity, the quotient game algorithm takes time $O(2^{|\mathcal{P}|})$. Thus if the number of coalitions grows asymptotically as $O(\log(n^{1-\delta}))$, then the complexity of the algorithm is $O(n)$; compare, for instance, with trivial explainers for which the complexity of the exact computation is $O(2^n)$.

A more advanced way to design group explainers is to employ a *coalitional game value*, a map $g[N, v, \mathcal{P}]$ which incorporates the coalition structure given by the partition \mathcal{P} of $N = \{1, 2, \dots, n\}$. Similarly to trivial group explainers, the group explanations of the unions can be constructed either via summations over each union, $g_{S_j}(v, \mathcal{P}, f) = \sum_{i \in S_j} g_i[N, v, \mathcal{P}]$, with $S_j \in \mathcal{P}$ or via the quotient game $g_{S_j}^\mathcal{P}(v, f) = g_j[N, v, \bar{N}]$.

The complexity of the quotient game explanation $g_{S_j}^\mathcal{P}$ is $O(2^{|\mathcal{P}|})$. Having quotient game explanations however does not provide one with single feature explanations, which sometimes are desirable. Single feature explanations can be computed efficiently via the use of coalitional values with complexity $O(2^{|P|+|S_j|})$. This leads to complexity $O(|S_j|2^{|P|+|S_j|})$ for g_{S_j} .

Furthermore, if the unions $\{X_{S_j}\}$ are independent, conditional and marginal group explanations of $g_{S_j}^\mathcal{P}$ are equal, which once again unifies the two perspectives. In addition, if g satisfies the quotient game property, which requires that the sum of the payoffs of the players in a union equal to the payoff of the union in the quotient game, then it is guaranteed that $g_{S_j} = g_{S_j}^\mathcal{P}$. The most notable examples of coalitional values that satisfy the quotient game property are Owen values, two-step Shapley values, symmetric Banzhaf values, etc.; see [Lorenzo-Freire \(2017\)](#).

Certain coalitional values can be obtained using a two-step procedure: first by playing a quotient-like game and then a game inside the union; the Owen value, Banzhaf-Owen value, symmetrical Banzhaf values and two-step Shapley values are such examples. The two-step formulation can be naturally generalized in the case of nested partitions induced by a given partition tree \mathcal{T} .

In Section 5, we introduce a theoretical scheme that adapts a coalitional value with the two-step formulation to a partition tree. The scheme yields generalized coalitional values $u_i(g, v, \mathcal{T}, f)$ obtained recursively; see also the work of [Wang et al. \(2020\)](#) for an alternative approach based on a game played on a graph that

leads to generalized Owen values when the graph is a partition tree. The complexity of recursive explanations highly depends on the partition tree, if \mathcal{T} is binary then the computations can be done in time $O(n^2)$.

We consider a parametrized feature partition tree \mathcal{T} of height one, which for every $\alpha \in [0, 1]$ naturally induces a cross-sectional partition $\mathcal{P}_\alpha = \{S_1^\alpha, \dots, S_{k_\alpha}^\alpha\}$ of the tree. Here the parameter $1 - \alpha$ denotes the strength of the dependencies within each element of the partition.

In this setup, generalized coalitional values produce a collection of explainers parameterized by α and defined by either trivial summation $u_{S_j^\alpha}(v, \mathcal{T}, f) = \sum_{i \in S_j^\alpha} u_i(g, v, \mathcal{T}, f)$ or via the payoff $u_{S_j^\alpha}^{\mathcal{T}}(v, f)$ of the recursive game associated with the most recent common ancestors of S_j^α . We prove that if for some $\alpha^* < 1$ the unions in the partition \mathcal{P}_{α^*} are independent, then for any $\alpha > \alpha^*$ the conditional and marginal explanations for $u_{S_j^\alpha}^{\mathcal{T}}$ coincide under certain mild assumptions on the two-step formulation. The result also holds true for trivial explanations u_{S_j} when g satisfies the efficiency and quotient game property.

Structure of the paper. In section 2, we introduce the requisite notation and assumptions. In section 3, we provide the reader with motivational information on the differences of marginal and conditional explanations. In Section 4, we provide the details for variable hierarchical clustering through the use of MIC_{*}. In Section 5, we investigate explainers and their properties in a generic game-theoretic setting. In Section 6, we provide a set of examples that illustrate the theoretical aspects outlined in section 5. Finally, in the Appendix we outline the proofs of the results presented in the main text.

2 Preliminaries

2.1 Notation and hypotheses

Throughout this article we consider the joint distribution (X, Y) , where $X = (X_1, X_2, \dots, X_n) \in \mathbb{R}^n$ are the predictors, and Y is a response variable with values in \mathbb{R} (not necessarily a continuous random variable). Let the trained model be given by $f(x) = \widehat{\mathbb{E}}[Y|X = x]$. We assume that all random variables are defined on the common probability space $(\Omega, \mathcal{F}, \mathbb{P})$, where Ω is a sample space, \mathcal{F} a σ -algebra of sets, and \mathbb{P} a probability measure. We let P_X be a pushforward measure of X and its support be denoted by $\mathcal{X} = \text{supp}(P_X)$. Similarly, we denote $\mathcal{X}_i = \text{supp}(P_{X_i})$, $i \in \{1, 2, \dots, n\}$.

2.2 Explainability and game theory

The objective of a model explainer is to quantify the contribution of each predictor to the value of the predictive model $f(x)$. Some of the notable works on this topic are [Friedman \(2001\)](#) on Partial Dependence Plots (PDP), [Ribeiro et al. \(2016\)](#) on local interpretable model-agnostic explanations (LIME), [Lundberg and Lee \(2017\)](#) on Shapley additive explanations (SHAP).

A popular interpretability tool, Partial Dependence Plot, defined by

$$PDP_S(x; f) := \mathbb{E}[f(x_S, X_{-S})] \approx \frac{1}{N} \sum_{j=1}^N f(x_S, X_{-S}^{(j)}), \quad (2.1)$$

marginalizes out the variables whose impacts to the output are not of interest. The averaging process however may lead to incorrect attributions; for example, see [Goldstein et al. \(2015\)](#).

Many other promising interpretability techniques utilize ideas from cooperative game theory for constructing explainers. A cooperative game with n players is a set function v that acts on $N = \{1, 2, \dots, n\}$ and satisfies $v(\emptyset) = 0$. A game value is a map $v \rightarrow h[v] \in \mathbb{R}^n$ that determines the worth of each player.

In ML setting, the features $X \in \mathbb{R}^n$ are viewed as n players with an appropriately designed game $v(S; X, f)$. The game value $h[v]$ then assigns the contribution of the respective feature to the total payoff of the game $v(N; X, f)$.

Two of the most notable games in ML literature are given by

$$v^{CE}(S; X, f) = \mathbb{E}[f(X)|X_S], \quad v^{ME}(S; X, f) = \mathbb{E}[f(x_S, X_{-S})]_{|_{x_S=X_S}} \quad (2.2)$$

with

$$v^{CE}(\emptyset; X, f) = v^{ME}(\emptyset; X, f) = \mathbb{E}[f(X)]$$

introduced by [Lundberg and Lee \(2017\)](#) in the context of the Shapley value ([Shapley, 1953](#))

$$\varphi_i[v] = \sum_{S \subseteq N \setminus \{i\}} \frac{s!(n-s-1)!}{n!} [v(S \cup \{i\}) - v(S)], \quad s = |S|, n = |N|. \quad (2.3)$$

The value φ satisfies the axioms of symmetry, efficiency, and law of aggregation, (see (A1)-(A3) in Appendix A.1). The efficiency property, most appealing to the ML community, allows for a disaggregation of the payoff $v(N)$ into n parts that represent a contribution to the game by each player: $\sum_{i=1}^n \varphi_i[v] = v(N)$.

The games defined in (2.2) are not cooperative since they do not satisfy the condition $v(\emptyset) = 0$. However, by setting $\varphi_0 = \mathbb{E}[f(X)]$, we have $\sum_{i=0}^n \varphi_i[v(\cdot; X, f)] = f(X)$, $v \in \{v^{CE}, v^{ME}\}$.

In what follows, when the context is clear we suppress the explicit dependence of $v(S; X, f)$ on X and f . Furthermore, we will refer to values $\varphi_i[v^{CE}]$ and $\varphi_i[v^{ME}]$ as SHAP values.

3 Conditional and marginal game operators

In our work, the game v^{CE} is referred to as *conditional* and v^{ME} as *marginal*. If predictors X are independent, the two games coincide. In the presence of dependencies, however, the games are very different. The conditional game explores the data by taking into account dependencies, while the marginal game explores the model f in the space of its inputs, ignoring the dependencies. Strictly speaking, the conditional game is determined by the probability measure P_X , while the marginal game is determined by the product probability measures $P_{X_S} \otimes P_{X_{-S}}$, $S \subset N$.

The differences between the two games and the explanations they generate has been observed in the works of [Sundararajan and Najmi \(2019\)](#), [Janzing et al. \(2019\)](#) and [Chen et al. \(2020\)](#). These works illustrate that for certain types of models the conditional Shapley explanations are consistent with observations and the marginal ones with the model.

Building upon the aforementioned works, we offer our viewpoint by introducing operators based on the two games whose outputs are explanations viewed as random variables. This characterization allows us to better understand the relationships between explanations, the data, and the model.

We begin the discussion by introducing an operator associated with the conditional game and investigate its properties. Throughout the text we assume that the set of inputs for a model $f(x)$ trained on data (X, Y) is a closed rectangle $\tilde{\mathcal{X}} \subset \mathbb{R}^n$ that satisfies $\tilde{\mathcal{X}} = \mathcal{X}_1 \times \mathcal{X}_2 \cdots \times \mathcal{X}_n$ and contains the support \mathcal{X} of predictors.

For simplicity, we work with a linear game value h in the form

$$h_i[N, v] = \sum_{S \subset N: i \in S} w(S, n) [v(S) - v(S \setminus \{i\})], \quad i \in N = \{1, 2, \dots, n\}. \quad (3.1)$$

Definition 3.1. Let h be a game value as in (3.1) and $X \in L^2(\Omega, \mathcal{F}, \mathbb{P})^n$.

(i) The conditional game operator $\Phi^{CE} : L^2(\Omega, \mathcal{F}, \mathbb{P}) \rightarrow L^2(\Omega, \mathcal{F}, \mathbb{P})^n$ associated with h, X is defined by

$$\Phi_i^{CE}[Z; h, X] = \sum_{S \subset N: i \in S} w(S, n) [\mathbb{E}[Z|X_S] - \mathbb{E}[Z|X_{S \setminus \{i\}}]], \quad i \in N, \quad (3.2)$$

where we set $\mathbb{E}[Z|X_\emptyset] := \mathbb{E}[Z]$.

(ii) The pullback conditional game operator $\bar{\Phi}^{CE} : L^2(P_X) \rightarrow L^2(\Omega, \mathcal{F}, \mathbb{P})^n$ associated with h, X is defined by

$$\bar{\Phi}^{CE}[f] := h[N, v^{CE}(\cdot; X, f)]. \quad (3.3)$$

Lemma 3.1 (stability). *Let h, X, Φ^{CE} be as in Definition 3.1. Then Φ^{CE} is a bounded linear, self-adjoint operator satisfying*

$$\|\Phi_i^{CE}[Z; h, X]\|_{L^2(\mathbb{P})} \leq \left(\sum_{S \subset N: i \in S} |w(S, n)| \right) \|Z\|_{L^2(\mathbb{P})}. \quad (3.4)$$

Furthermore, if $Y \in L^2(\Omega, \mathcal{F}, \mathbb{P})$ satisfies $Y = f(X) + \epsilon$ where $f: \mathbb{R}^n \rightarrow \mathbb{R}$ is measurable and $\epsilon \perp X$, then

$$\Phi^{CE}[f(X); h, X] = \Phi^{CE}[Y; h, X]. \quad (3.5)$$

Proof. See Proposition A.1(i). □

Corollary 3.1. *Let $h, X, \bar{\Phi}^{CE}$ be as in Definition 3.1. Then $\bar{\Phi}^{CE}$ is a bounded linear operator satisfying*

$$\|\bar{\Phi}^{CE}[f_1; h, X] - \bar{\Phi}^{CE}[f_2; h, X]\|_{L^2(\mathbb{P})} \leq C \|f_1 - f_2\|_{L^2(P_X)}.$$

Here $C = \max_i(C_i)$ where C_i is the constant on the right-hand side of (3.4).

The equation (3.5) states that if the regressor is independent of the noise the conditional explanations of the models and the response variable coincide. Corollary 3.1 implies that for two distinct models $f_1(x)$, $f_2(x)$ that approximate the data well, the conditional explanations are consistent with those of the data.

We next take a similar approach in constructing an operator based on the marginal game. To choose an appropriate space of models, note that for any $f \geq 0$ the marginal game is given by

$$v^{ME}(S; X; f) = \int f(X_S, x_{-S}) P_{X_{-S}}(dx_{-S}), \quad S \subset N$$

which implies that

$$\mathbb{E}|v^{ME}(S; X; f)| = \int f(x_S, x_{-S}) [P_{X_S} \otimes P_{X_{-S}}](dx_S, dx_{-S}).$$

Since the marginal explanations based on the game value (3.1) are linear combinations of $v^{ME}(S; X; f)$, $S \subset N$, the natural domain for the marginal operator is the space of functions

$$L^2(\tilde{P}_X) = \left\{ f : \|f\|_{L^2(\tilde{P}_X)} < \infty, \tilde{P}_X = \frac{1}{2^n} \sum_{S \subset N} P_{X_S} \otimes P_{X_{-S}} \right\}$$

with

$$\|f\|_{L^2(\tilde{P}_X)}^2 := \frac{1}{2^n} \sum_{S \subset N} \int f^2(x_S, x_{-S}) [P_{X_S} \otimes P_{X_{-S}}](dx_S, dx_{-S}),$$

where we ignore the variable ordering in f , and we assign $P_{X_\emptyset} \otimes P_X = P_X \otimes P_{X_\emptyset} = P_X$.

Definition 3.2. *Let h, X be as in Definition 3.1. The marginal game operator $\bar{\Phi}^{ME} : L^2(\tilde{P}_X) \rightarrow L^2(\Omega, \mathcal{F}, \mathbb{P})^n$ associated with h, X is defined by*

$$\bar{\Phi}^{ME}[f; h, X] = h[N, v^{ME}(\cdot; X, f)]. \quad (3.6)$$

Lemma 3.2. *Let $X, h, f, \bar{\Phi}$ be as in Definition 3.2. Then, $(\bar{\Phi}_i^{ME}, L^2(\tilde{P}_X))$ is well-defined. Furthermore, $\bar{\Phi}_i^{ME}$ is linear and bounded satisfying*

$$\|\bar{\Phi}_i^{ME}[f; h, X]\|_{L^2(\mathbb{P})} \leq 2^n \left(\max_{S \subset N: i \in S} |w(S, n)| \right) \|f\|_{L^2(\tilde{P}_X)}.$$

Proof. See Proposition A.2(i). □

Lemma 3.3. Let $f_1, f_2 \in L^2(\tilde{P}_X)$ satisfy $f_1(x) - f_2(x) = \sum_{i=1}^n h_i(x_i)$. Then

$$\|\bar{\Phi}^{ME}[f_1] - \bar{\Phi}^{ME}[f_2]\|_{L^2(\Omega, \mathcal{F}, \mathbb{P})} \geq C(\|f_1 - f_2\|_{L^2(\tilde{P}_X)} - |\mathbb{E}[f_1(X) - f_2(X)]|)$$

for some $C > 0$ independent of f_1, f_2 .

Proof. See Appendix A.3. □

Lemma 3.2 states that the marginal operator is bounded in $L^2(\tilde{P}_X)$ and hence the marginal explanations are continuous in $L^2(\tilde{P}_X)$. In addition, Lemma 3.3 guarantees (in special cases) that models that are far apart in $L^2(\tilde{P}_X)$ yield marginal explanations that are far apart; this property under dependencies in predictors allows for the map $(X, f) \rightarrow \bar{\Phi}^{ME}[f; X]$ to be unstable on some domains; see the discussion below.

The marginal operator is well-defined and bounded for elements of $L^2(\tilde{P}_X)$. If one attempts to equip the space $L^2(\tilde{P}_X)$ with the $L^2(P_X)$ -norm, then the marginal game operator may not always be well-defined or bounded; see Proposition 3.1. To understand this, define the following space:

$$H_X = \left(\left\{ [f] : [f] = \{\tilde{f} : \tilde{f} = f \text{ } P_X\text{-a.s. and } \int |\tilde{f}(x)|^2 \tilde{P}_X(dx) < \infty\} \right\}, \|\cdot\|_{L^2(P_X)} \right) \hookrightarrow L^2(P_X). \quad (3.7)$$

Note that either H_X contains exactly the same elements as $L^2(\tilde{P}_X)$ or some elements of $L^2(\tilde{P}_X)$ are placed in the same equivalence class of H_X ; strictly speaking H_X can be viewed as a quotient space of $L^2(\tilde{P}_X)$ over $H_X^0 = \{f \in L^2(\tilde{P}_X) : \|f\|_{L^2(P_X)} = 0\}$ equipped with $L^2(P_X)$ -norm. We then have the following proposition.

Proposition 3.1. Let $X \in \mathbb{R}^n$ be predictors, h a game value defined in (3.1), and H_X a space of models defined in (3.7). Let $(\bar{\Phi}^{ME}[\cdot; h, X], L^2(\tilde{P}_X))$ be as in (3.6).

- (i) Suppose $\tilde{P}_X \ll P_X$. Then $H_X = (L^2(\tilde{P}_X), \|\cdot\|_{L^2(P_X)})$. Consequently, $(\bar{\Phi}^{ME}, H_X)$ acting via the formula (3.6) is well-defined.
- (ii) Suppose \tilde{P}_X is not absolutely continuous with respect to P_X . Then, for each $[f] \in H_X$ there exist $f_1, f_2 \in [f]$, such that $\|f_1 - f_2\|_{L^2(\tilde{P}_X)} \neq 0$. Consequently, $(\bar{\Phi}^{ME}, H_X)$ is well-defined if and only if $\{f \in L^2(\tilde{P}_X) : \|f\|_{L^2(P_X)} = 0\} \subset \text{Ker}(\bar{\Phi}^{ME}, L^2(\tilde{P}_X))$.
- (iii) Suppose $(\bar{\Phi}^{ME}, H_X)$ acting via the formula (3.6) is well-defined. Suppose that there exist two distinct indexes $i, j \in \{1, 2, \dots, n\}$ such that

$$\sup_{R=A \times B, P_{(X_i, X_j)}(R) > 0} \frac{[P_{X_i} \otimes P_{X_j}](R)}{P_{(X_i, X_j)}(R)} (P_{X_i}(A) + P_{X_j}(B)) = \infty. \quad (\text{BC})$$

Suppose that the weights in (3.6) satisfy $w(S, n) > 0$ for each nonempty $S \subset N$, or alternatively (A.12) holds. Then $(\bar{\Phi}_i^{ME}, H_X)$, $(\bar{\Phi}_j^{ME}, H_X)$, and $(\bar{\Phi}^{ME}, H_X)$ are unbounded linear operators.

Proof. See Appendix A.3. □

The potential for $(\bar{\Phi}^{ME}, H_X)$ to be unbounded results in instabilities with respect to the change in models $f \in H_X$ or the pair $(X, f) \in L^2(\mathbb{P}) \times H_X$. This allows for the construction of marginal explanations that are far apart while models approximate the data well.

Example. Consider $h = \varphi$. Let $X = (X_1, X_2)$ satisfy $X_2 = g(X_1) + Z$ where Z is a bounded random variable independent of X_1 and g is continuous. Suppose that $\mathcal{X}_1 = \mathcal{X}_2 = \mathbb{R}$ and that $|Z| \leq M$. In this case, $\mathcal{X} \subset \{(x_1, x_2) : x_1 \in \mathbb{R}, |x_2 - g(x_1)| \leq M\}$ and hence \mathcal{X}^C is a nonempty open set. Pick any open rectangle $R = (a, b) \times (c, d) \subset \mathcal{X}^C$ and set $f_R(x) = \mathbb{1}_R(x) \in L^2(\tilde{P}_X)$. Then computing the marginal game we obtain \mathbb{P} -a.s.

$$v^{ME}(\emptyset; X, f_R) = v^{ME}(\{1, 2\}; X, f_R) = 0$$

and

$$v^{ME}(\{1\}; X, f_R) = \mathbb{P}(X_2 \in (c, d)) \mathbb{1}_{(a,b)}(X_1), \quad v^{ME}(\{2\}; X, f_R) = \mathbb{P}(X_1 \in (a, b)) \mathbb{1}_{(c,d)}(X_2).$$

Then for $(\bar{\Phi}^{ME}, L^2(\tilde{P}_X))$ we obtain

$$\bar{\Phi}_1^{ME}[f_R; \varphi, X] = -\bar{\Phi}_2^{ME}[f_R; \varphi, X] = \frac{1}{2}(\mathbb{P}(X_2 \in (c, d)) \mathbb{1}_{(a,b)}(X_1) - \mathbb{P}(X_1 \in (a, b)) \mathbb{1}_{(c,d)}(X_2))$$

and hence, recalling that $(a, b) \subset \mathcal{X}_1$, $(c, d) \subset \mathcal{X}_2$, we have

$$\|\bar{\Phi}_i^{ME}[f_R; \varphi, X]\|_{L^2(\mathbb{P})}^2 = \frac{1}{4}(\mathbb{P}(X_2 \in (c, d))^2 \mathbb{P}(X_1 \in (a, b)) + \mathbb{P}(X_1 \in (a, b))^2 \mathbb{P}(X_2 \in (c, d))) > 0.$$

Note that $f_R \in H_X$ satisfies $\|f_R\|_{H_X} = \|f_R\|_{L^2(P_X)} = 0$ and hence $f_R \in [0]$ -equivalence class of H_X . Since the marginal Shapley formula for 0 and f_R yields different outputs, the operator $(\bar{\Phi}^{ME}, H_X)$ is ill-posed.

Example. Let $X = (X_1, X_2, X_3)$ with $\mathbb{E}[X_i] = 0$. Suppose that $X_i = Z + \epsilon_i$, $\epsilon_i \sim \mathcal{N}(0, \delta)$, $i \in \{1, 2\}$, for some small $\delta > 0$, where $Z \sim \mathcal{N}(0, 1)$. Suppose also $\epsilon_1, \epsilon_2, Z, X_3$ are independent and let

$$Y = f_0(X) = X_1 + X_2 + X_3. \quad (\text{M0})$$

Note that there are many good models defined on $\mathcal{X} = \tilde{\mathcal{X}} = \mathbb{R}^3$ that represent the same data in L^2 sense. For instance, consider

$$f_\alpha(x) = (1 + \alpha)x_1 + (1 - \alpha)x_2 + x_3, \quad x \in \mathbb{R}^3, \alpha \in [0, 1],$$

in which case the response variable can be expressed by

$$Y = f_\alpha(X) + \epsilon_\alpha, \quad \|\epsilon_\alpha\|_{L^2(\mathbb{P})} \leq \sqrt{2}\delta,$$

where $\epsilon_\alpha = \alpha(\epsilon_2 - \epsilon_1)$. Note that the models satisfy:

$$f_\alpha \in L^2(\tilde{P}_X), \quad \|f_\alpha - f_\beta\|_{L^2(P_X)} = \sqrt{2}\delta|\alpha - \beta|, \quad |\alpha - \beta| \leq \|f_\alpha - f_\beta\|_{L^2(\tilde{P}_X)} < \infty. \quad (3.8)$$

Consider next the conditional explanations based on Shapley value $h = \varphi$. Direct computations of the explanations for the response variable give:

$$\begin{aligned} \Phi_1^{CE}[Y; \varphi, X] &= \frac{1}{2}(2X_1 + \mathbb{E}[X_2|X_1] - \mathbb{E}[X_1|X_2]) = X_1 + O(\delta) \\ \Phi_2^{CE}[Y; \varphi, X] &= \frac{1}{2}(2X_2 + \mathbb{E}[X_1|X_2] - \mathbb{E}[X_2|X_1]) = X_2 + O(\delta) \\ \Phi_3^{CE}[Y; \varphi, X] &= X_3. \end{aligned} \quad (3.9)$$

Using the fact that ϵ_α and X_3 are independent we obtain the explanations of the residuals to be

$$\Phi_i^{CE}[\epsilon_\alpha; \varphi, X] = \frac{\alpha C_2}{2}(\epsilon_1 - \epsilon_2 \pm \mathbb{E}[\epsilon_1|X_1] \mp \mathbb{E}[\epsilon_2|X_2]) = O(\delta), \quad i \in \{1, 2\} \quad \text{and} \quad \Phi_3^{CE}[\epsilon_\alpha; \varphi, X] = 0. \quad (3.10)$$

Then employing the linearity of Φ^{CE} , the conditional Shapley explanations for f_α are then given by

$$\Phi_1^{CE}[f_\alpha(X); \varphi, X] = X_1 + O(\delta), \quad \Phi_2^{CE}[f_\alpha(X); \varphi, X] = X_2 + O(\delta), \quad \Phi_3^{CE}[f_\alpha(X); \varphi, X] = X_3. \quad (3.11)$$

Furthermore, for any two models f_α and f_β , we have

$$\|\bar{\Phi}_i^{CE}[f_\alpha; \varphi, X] - \bar{\Phi}_i^{CE}[f_\beta; \varphi, X]\|_{L^2(\mathbb{P})} \leq (\alpha - \beta)O(\delta), \quad i \in \{1, 2, 3\},$$

where $|O(\delta)| \leq 3\delta$. Thus as $\delta \rightarrow 0$ we get the same conditional explanations in the limit for all models f_α .

Computing marginal expectations we obtain

$$\bar{\Phi}_1^{ME}[f_\alpha; \varphi, X] = (1 + \alpha)X_1, \quad \bar{\Phi}_2^{ME}[f_\alpha; \varphi, X] = (1 - \alpha)X_2, \quad \bar{\Phi}_3^{ME}[f_\alpha; \varphi, X] = X_3. \quad (3.12)$$

Furthermore, for any two models f_α and f_β , we have

$$\bar{\Phi}_i^{ME}[f_\alpha; \varphi, X] - \bar{\Phi}_i^{ME}[f_\beta; \varphi, X] = (\alpha - \beta)X_i = (\alpha - \beta)Z + O(\delta), \quad i \in \{1, 2\} \quad \text{in } L^2(\mathbb{P}). \quad (3.13)$$

Comparing equations (3.11) and (3.12), we see that the conditional Shapley values for predictors X_1, X_2 are independent of the representative model up to small additive noise, while that is not the case for the marginal ones. Furthermore, (3.8) and (3.13) imply that the well-defined family $\{(\bar{\Phi}^{ME}[\cdot; \varphi, X^{(\delta)}], H_X)\}_{\delta > 0}$ is not uniformly bounded in $\delta \in (0, 1]$, which prevents $(\bar{\Phi}^{ME}[\cdot; \varphi, X^{(0)}], H_X)$ from being well-defined and leads to instability.

Conclusion. The difference between the two games can be summarized as follows:

- (1) $f_n \rightarrow f$ in $L^2(P_X)$ implies $\bar{\Phi}^{CE}[f_n] \rightarrow \bar{\Phi}^{CE}[f]$.
- (2) $f_n \rightarrow f$ in $L^2(\tilde{P}_X)$ implies $\bar{\Phi}^{ME}[f_n] \rightarrow \bar{\Phi}^{ME}[f]$.
- (3) $f_n, f \in L^2(\tilde{P}_X)$ and $f_n \rightarrow f$ in $L^2(P_X)$ in general does not imply $\bar{\Phi}^{ME}[f_n] \rightarrow \bar{\Phi}^{ME}[f]$.

Motivation for grouping. The choice between the two games is application specific. In scientific applications it is crucial to understand the true reasons behind observed data regardless of the model and hence v^{CE} might be preferable. In other applications, where the model is required to be explained, the game v^{ME} should be used.

The above analysis illustrates that in the presence of dependencies the explanations depend highly on the choice of the game. The conditional explanations are consistent with the observations $f(X(\omega))$, while the marginal explanations probe the space of inputs and are consistent with the model $f(x)$.

In practice computing conditional explanations under dependencies is infeasible when the predictor's dimension is large in light of the curse of dimensionality (Hastie et al., 2016). Therefore any explanations that must explore the data rather than the model have to rely on the marginal explanations. This fact motivates us to design methods that unify two types of explanations. Since the key property for such unification is independence, in the sections that follows we investigate methods for grouping predictors into weakly independent groups and then constructing appropriate group explainers in general game theoretical setting.

4 Mutual information based variable hierarchical clustering

In this section, we discuss a mutual information-based grouping technique, which is the first step in the construction of group explainers discussed in Section 5. Given $X = (X_1, X_2, \dots, X_n)$, the objective is to identify disjoint sets $S_j \subset \{1, 2, \dots, n\}$ that yields a partition $\mathcal{P} = \{S_1, S_2, \dots, S_r\}$ of the predictor's indices, so that $X_{S_1}, X_{S_2}, \dots, X_{S_r}$ form weakly independent unions such that within each group the predictors share significant amount of mutual information; see Cover and Thomas (2006). Each union X_{S_j} may be viewed as a single predictor, called a group predictor. Such partitioning would effectively reduce the dimensionality of the problem and consequently the complexity of explanations.

Grouping predictors and group attribution methods have been discussed previously in the context of linear or simple functional dependencies (Aas et al., 2020). However in real data sets the dependencies are often highly non-linear and not necessarily functional. Therefore grouping methods must be based on methods that measure non-linear dependencies accurately.

In this work, we propose to employ a variable hierarchical clustering technique in conjunction with a state-of-the-art measure of dependence called the Maximal Information Coefficient (MIC), introduced in Reshef et al. (2011, 2016), to construct weakly independent groups of predictors.

In what follows, we provide theory relevant to MIC and describe MIC-based hierarchical clustering methods. We also provide an example that demonstrates the advantage of using mutual information in clustering.

4.1 Maximal information coefficient

In recent years a lot of progress has been made in the design of powerful statistics used to measure variable dependence. There is a comprehensive body of research and results on this topic. Most notable measures of dependence are investigated in the following works: Kraskov et al. (2004), Zenga (2019) and Paninski (2003) on the estimation of mutual information; Rényi (1959) and Breiman and Friedman (1985) on maximal correlation; Szekely et al. (2007) and Szekely and Rizzo (2009) on distance correlation; Reshef et al. (2011, 2016, 2015a) on maximal information coefficient (MIC), Gretton et al. (2005, 2012) on the Hilbert-Schmidt Independence Criterion, Lopez-Paz (2013) on the randomized dependence coefficient; Heller et al. (2013) on the Heller-Heller-Gorfine distance, Heller (2016) on S^{DDP} ; Jiang (2015).

Reshef et al. (2016) introduced the information theoretic measure of dependence called Maximal Information Coefficient_{*} (MIC_{*}) that overcomes the disadvantages of traditional measures and has the following remarkable properties advantageous for the variable hierarchical clustering algorithm: *i*) MIC_{*} applies to pairs of random variables and returns a value that represents the strength of the relationship between them. That value is 0 if and only if the variables are independent; *ii*) it is *transitive* in the sense that it provides a similar value between transformed variables, $MIC_*(X, Y) = MIC_*(g(X), h(Y))$, where g, h are strictly monotonic; *iii*) it is *equitable*, that is, it outputs a similar value between pairs of variables that exhibit similar noise levels, $MIC_*(X, Y) \approx MIC_*(Z, W) \Rightarrow MIC_*(X + \varepsilon_1, Y + \varepsilon_2) \approx MIC_*(Z + \varepsilon_1, W + \varepsilon_2)$.

In Reshef et al. (2016) the measure MIC_{*} is defined as regularized mutual information between a pair of random variables that penalizes complicated grids which ensures that the result falls between zero and one.

Definition 4.1 (Reshef et al. (2016)). *Let (X, Y) be jointly distributed random variables. The population maximal information coefficient_{*} (MIC_{*}) of (X, Y) is defined by*

$$MIC_*(X, Y) = \sup_G \frac{I(X, Y)|_G}{\log \|G\|}.$$

Here G denotes a two-dimensional grid, $\|G\|$ denotes the minimum of the number of rows of G and the number of columns of G , $I((X, Y)|_G)$ denotes the discrete mutual information of $(X, Y)|_G := (\text{col}_G(X), \text{col}_G(Y))$.

There are two statistics, called MIC and MIC_e, that can be used to estimate MIC_{*}. While both of the statistics are consistent estimators, MIC introduced in Reshef et al. (2011) can be computed only via an inefficient heuristic approximation, meanwhile MIC_e introduced in Reshef et al. (2016) can be computed exactly and efficiently using an appropriate optimization technique which yields a fast algorithm.

Definition 4.2 (Reshef et al. (2016)). *Let D_n be a dataset drawn from (X, Y) , with $|D_n| = n$. Then*

$$MIC_e(D_n; B(n)) = \max_{k, \ell < B(n)} \left\{ \frac{\mathbb{1}_{\{k < \ell\}} I^{[*]}(D_n, k, [\ell]) + \mathbb{1}_{\{k \geq \ell\}} I^{[*]}(D_n, [k], \ell)}{\log(\min\{k, \ell\})} \right\},$$

where $B(n)$ is a tuning function that tends to ∞ as $n \rightarrow \infty$, $I^{[*]}(D_n, k, [\ell]) = \max_{G \in G(k, [\ell])} I(X, Y)|_G$ and $G(k, [l])$ is the set of k -by- l grids whose y -axis partition is an equipartition of size l .

Reshef et al. (2016, Corollary 26) establishes that MIC_e is a consistent estimator of MIC_{*} provided that $\omega(1) < B(n) \leq O(n^{1-\epsilon})$ for some $\epsilon \in (0, 1)$. Furthermore, Reshef et al. (2016, Theorem 28) shows that MIC_e can be computed in time $O(n + n^{5(1-\epsilon)/2})$ when $B(n) = O(n^{1-\epsilon})$, which in turn implies the following.

Corollary 4.1 (Reshef et al. (2016)). *MIC_{*} can be estimated consistently in linear time.*

4.2 Variable hierarchical clustering

Clustering is used to partition the data points p_1, p_2, \dots, p_n into groups called clusters so that the dissimilarities between points in the same cluster are smaller than those in other clusters. Given $K < n$, a combinatorial clustering algorithm assigns each observation to a cluster $k \in \{1, 2, \dots, K\}$ following a certain rule. A partition of data points into clusters can be characterized by a grouping map $C : \{1, 2, \dots, n\} \rightarrow \{1, 2, \dots, K\}$.

The clustering algorithm's objective is to identify an optimal grouping map C^* that solves a minimization problem $\min_C W(C)$ where

$$W(C) = \sum_{k \in \{1, \dots, K\}} \sum_{C(i)=k} \sum_{C(j)=k} d(p_i, p_j)$$

is an energy function and $d(p_i, p_j)$ is a measure of *dissimilarity* between points.

Hierarchical clustering algorithms produce hierarchical representations called dendrograms (Figure 1). In addition to the dissimilarity measure $d(p_i, p_j)$, these algorithms require as an input a measure of dissimilarity between disjoint clusters, called intergroup dissimilarity.

A well-known intergroup dissimilarity measure is the group average linkage (GA) given by $d_{GA}(S_1, S_2) = \frac{1}{|S_1||S_2|} \sum_{i \in S_1} \sum_{j \in S_2} d(p_i, p_j)$. Two other popular measures are single linkage and complete linkage that estimate the smallest and the largest pairwise distances, respectively, between points in two clusters. The group average linkage measure is a compromise between these two measures, which enjoys a statistical property of being an estimate of the expected distance between two disjoint clusters (Hastie et al., 2016).

Agglomerative methods (recursive merging), start at the bottom where each single data point represents a cluster and at each new level merge a selected pair of clusters into a single one. The clusters picked for merging are those for which intergroup dissimilarity achieves the smallest value. This procedure yields a binary tree in which the height of each node is proportional to the value of the intergroup dissimilarity between the two child nodes with the terminal nodes located at zero height.

In our work, we seek to generate a dendrogram (partition tree) that encodes the strength of dependencies between predictors. For this, it is necessary to define a variable dissimilarity measure based on an accurate measure of dependence. Therefore, we propose the dissimilarity measure based on regularized mutual information given by

$$d_{\text{MIC}_*}(X_i, X_j) = 1 - \text{MIC}_*(X_i, X_j) \in [0, 1] \quad (4.1)$$

which can be estimated by the statistic $1 - \text{MIC}_e(\{x_i^{(\ell)}\}_{\ell=1}^N, \{x_j^{(\ell)}\}_{\ell=1}^N)$.

The advantage of the MIC-based clustering algorithm is that properties of MIC are carried over to the partition tree. In particular, the shape of the tree has the following desirable properties: *i*) the tree height representing the strength of dependencies in predictors is always less or equal to one; *ii*) in light of transitivity, the geometry of the tree is invariant under strictly monotone transformations; and *iii*) in light of equitability, the height of each subtree reflects information about the noise level among predictors in the terminal nodes.

4.3 Example of variable hierarchical clustering based on MIC_*

We next perform variable clustering using MIC_e and compare it with that based on PCA for the model:

$$\begin{aligned} X_0 &\sim \mathcal{U}(-4\pi, 4\pi), & X_1 &= X_0^2 + \epsilon_1, & X_2 &= \sin(X_0) + \epsilon_2, & X_3 &= 0.5X_0 + \epsilon_3, \\ X_4 &\sim \mathcal{U}(0, 10), & X_5 &= 2\cos(\theta) + \epsilon_5, & X_6 &= 2\sin(\theta) + \epsilon_6, \end{aligned} \quad (\text{M2})$$

where

$$\epsilon_1 \sim \mathcal{N}(0, 1), \epsilon_2 \sim \mathcal{N}(0, \frac{1}{4}), \epsilon_3 \sim \mathcal{N}(0, \frac{1}{4}), \epsilon_5 \sim \mathcal{N}(0, \frac{1}{10}), \epsilon_6 \sim \mathcal{N}(0, \frac{1}{10}), \theta \sim \mathcal{U}(0, 2\pi).$$

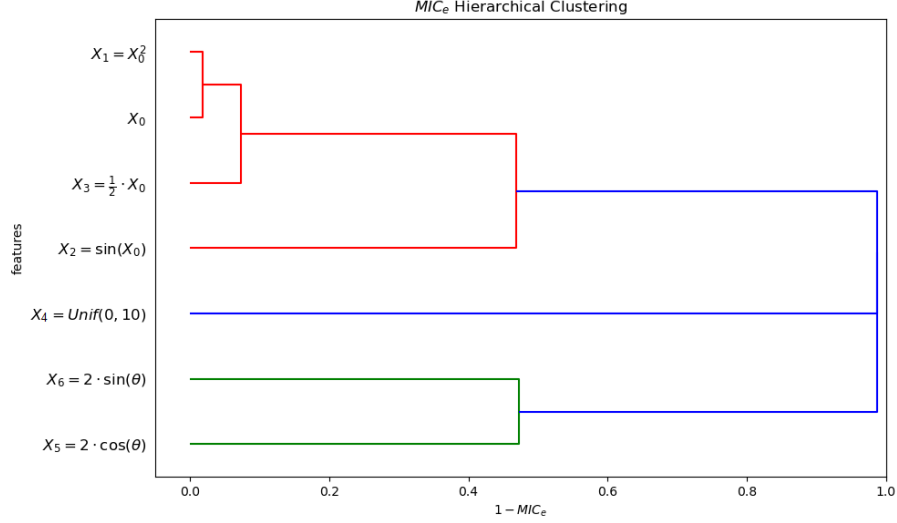
By construction, there are three independent groups of variables in the model (M2)

$$X_{S_1} = (X_0, X_1, X_2, X_3), \quad X_{S_2} = X_4, \quad X_{S_3} = (X_5, X_6), \quad (4.2)$$

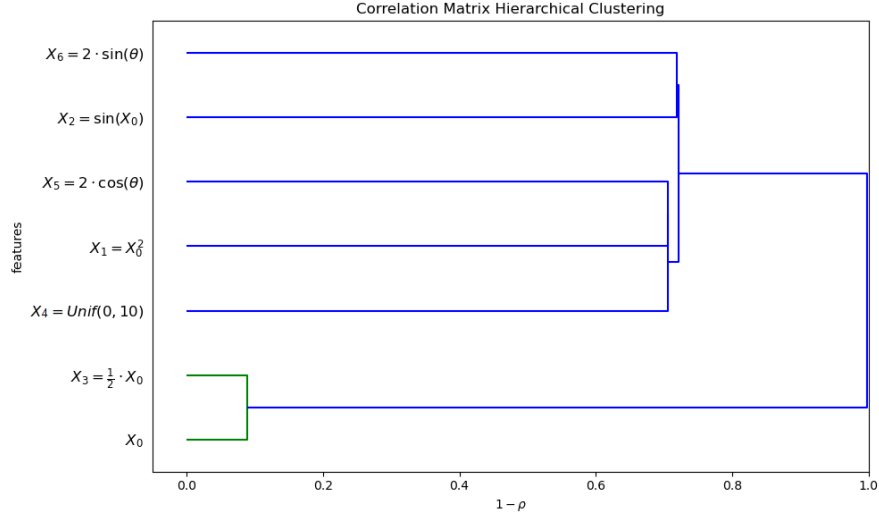
such that within each group the variables have strong dependencies. Figure 2 displays scatter plots of 10^4 samples of paired variables from the joint distribution (M2) that visually confirms the grouping (4.2).

Figure 1a displays a dendrogram generated by the MIC_e -based dissimilarity measure, whose geometry is in accordance with our intuition on how predictors should be grouped with each other based on their dependencies and the accompanying noise level. Using the dendrogram as a guide, setting the dissimilarity threshold $\alpha = 0.7 \geq 1 - MIC_e$, we conclude that the variables are partitioned into groups $\mathcal{P}_{\alpha=0.7}^{MIC_e} = \{S_1, S_2, S_3\}$ with S_i given by (4.2), which coincides with the built-in grouping.

In contrast, according to the dendrogram on Figure 1b, the correlation-based clustering fails to capture non-linear dependencies as it ignores the sine functional dependence and captures weak dependencies between X_5 and X_6 that form a noisy circle, placing them in different clusters. Setting the dissimilarity threshold $\alpha = 0.7 \geq 1 - \rho$ we obtain $\mathcal{P}_{\alpha=0.7}^{PCA} = \{\{0, 3\}, \{1\}, \{2\}, \{4\}, \{5\}, \{6\}\}$, which is drastically different from the designed grouping (4.2).

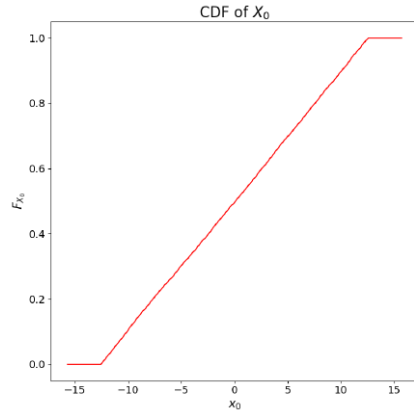


(a) MIC-based hierarchical clustering with GA linkage.

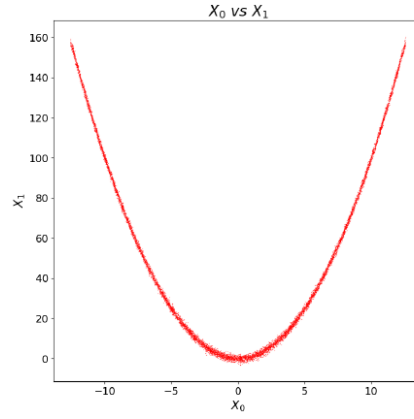


(b) Correlation-based hierarchical clustering with GA linkage.

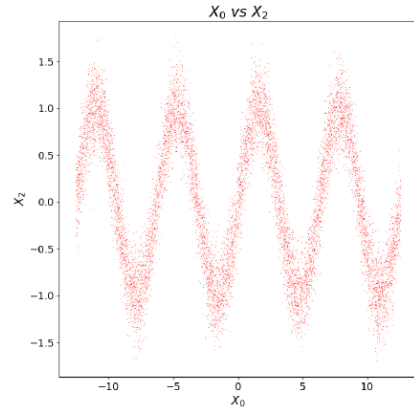
Figure 1: Variable hierarchical clustering for the model (M2).



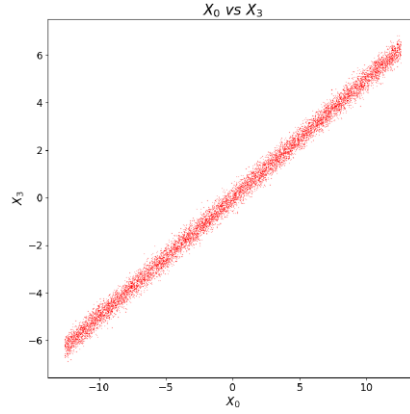
(a) CDF of X_0



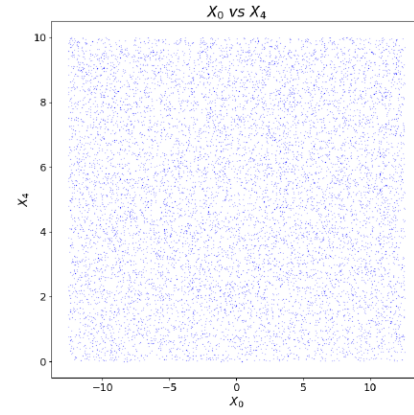
(b) Quadratic relationship with noise



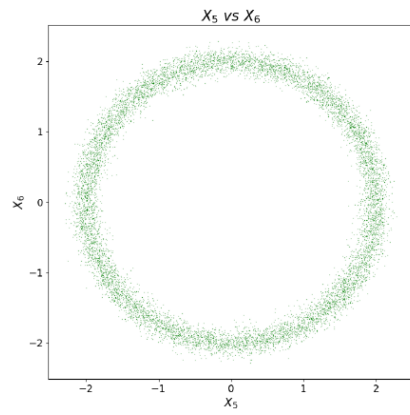
(c) Sine relationship with noise



(d) Linear relationship with noise



(e) Independent relationship



(f) circle

Figure 2: Scatter plots showing the dependencies in the distribution of (M2).

5 Group explainers with coalition structure

In this section, we investigate constructions of explainers that quantify the attribution of predictor unions with the focus on dependency-based grouping. In particular, given predictors $X \in \mathbb{R}^n$ and a partition $\mathcal{P} = \{S_1, S_2, \dots, S_m\}$ of predictors, our objective is to explain the contribution of each group $S_j \in \mathcal{P}$ to the model value utilizing the partition structure; we will refer to such explainers as explainers with a coalition structure. Grouping by dependencies allows for the reduction of the predictor dimensionality and yields construction of explanations which unify both marginal and conditional approaches.

We consider fixed predictor partitions as well as parametrized nested partitions of the form

$$\mathcal{P}_\alpha = \{S_1^\alpha, S_2^\alpha, \dots, S_m^\alpha\}, \quad \alpha \in [0, 1], \quad (5.1)$$

induced by a partition tree \mathcal{T} of height one, where $\mathcal{P}_0 = \{\{1\}, \{2\}, \dots, \{n\}\}$ and $\mathcal{P}_1 = \{\{1, 2, \dots, n\}\}$.

In our work, we utilize partition trees constructed via MIC-based variable clustering. This assists in the formation of proper dependency-based groupings, which, as will be shown, is fundamental for the construction of group explainers that are consistent with both conditional and marginal standpoints of view.

5.1 Preliminaries

In this section we discuss the extensions of linear game values to non-cooperative games. Recall that a cooperative game with n players is a set function v that acts on a set of players $N = \{1, 2, \dots, n\}$ and satisfies $v(\emptyset) = 0$. A game value is a map $(N, v) \rightarrow h[N, v] \in \mathbb{R}^n$ that determines the worth of each player $i \in N$. A set $T \subset N$ is called a carrier of v if $v(S) = v(S \cap T)$ for all $S \subset N$.

Let the set of all games with finite carriers be denoted by V_0 . Let us next consider set functions with finite carriers that violate the condition $v(\emptyset) = 0$. To this end, let us denote the collection of such games by

$$V = \{(N, v) : v(\emptyset) \in \mathbb{R}, \quad v(S) = \tilde{v}(S), \quad S \subset N, \quad |S| \geq 1, \text{ for some } (N, \tilde{v}) \in V_0\}. \quad (5.2)$$

One way to construct an extension of a linear game value to V is to introduce a new player and turn a non-cooperative game v with n players into a cooperative one with $n + 1$ players. Another approach is to incorporate the value $v(\emptyset)$ into the values of the extension. Here we consider the latter approach to avoid dealing with an extra player.

In what follows, for each $v \in V$, the game \tilde{v} denotes its projection onto V_0 as defined in (5.2). Given a linear game value h we seek an extension \bar{h} to V that satisfies:

$$(E1) \quad \bar{h}[N, \tilde{v}] = h[N, \tilde{v}] \text{ for } (N, \tilde{v}) \in V_0.$$

$$(E2) \quad \bar{h} \text{ is linear on } V.$$

Lemma 5.1. *Let h be a linear game value. An extension \bar{h} satisfying (E1)-(E2) has the representation :*

$$\bar{h}_i[N, v] = h_i[N, \tilde{v}] + \gamma_i(n)v(\emptyset), \quad i \in N = \{1, 2, \dots, n\}, \quad (5.3)$$

where $\{\gamma_i(n)\}_{i=1}^n$ are constants that depend only on $n = |N|$. Furthermore, any game in the form (5.3) satisfies properties (E1)-(E2). In addition, if h is symmetric, then \bar{h} is symmetric if and only if $\gamma_i(n) = \gamma_j(n)$, for each $i, j \in N$.

Proof. First, suppose \bar{h} has the form (5.3). Let v be any non-cooperative game. Then

$$\bar{h}_i[N, \tilde{v}] = h_i[N, \tilde{v}] + \gamma_i(n)\tilde{v}(\emptyset) = h_i[N, \tilde{v}].$$

Next, for two games v_1 and v_2 using the linearity of h we obtain

$$\begin{aligned} \bar{h}_i[N, av_1 + v_2] &= h_i[N, a\tilde{v}_1 + \tilde{v}_2] + \gamma_i(n)(av_1(\emptyset) + v_2(\emptyset)) \\ &= a(h_i[N, \tilde{v}_1] + \gamma_i(n)v_1(\emptyset)) + h_i[N, \tilde{v}_2] + \gamma_i(n)v_2(\emptyset) \\ &= a\bar{h}_i[N, v_1] + \bar{h}_i[N, v_2]. \end{aligned}$$

Suppose next that \bar{h} is an extension of h that satisfies (E1)-(E2). Take $(N, v) \in V$. Let u_0 denote a non-cooperative game satisfying $u_0(\emptyset) = 1$ and $u_0(S) = 0$ for any nonempty $S \subset N$. Observe that v can be expressed as $v = \tilde{v} + v(\emptyset)u_0$. Then using (E1) and (E2) we conclude

$$\bar{h}[N, v] = h[N, \tilde{v}] + v(\emptyset)\bar{h}[N, u_0].$$

Setting $\gamma_i(n) = \bar{h}_i[N, u_0]$, we obtain (5.3).

Finally, suppose that h is symmetric and let \bar{h} be its extension. Let π be any permutation of N . Then

$$\bar{h}_i[N, \pi v] = h_i[N, \widetilde{\pi v}] + \gamma_i(n)[\pi v](\emptyset) = h_{\pi(i)}[N, \tilde{v}] + \gamma_i(n)v(\emptyset),$$

where we used the fact that $\widetilde{\pi v} = \pi \tilde{v}$ and $[\pi v](\emptyset) = v(\emptyset)$. Then $\bar{h}_i[\pi v] = \bar{h}_{\pi(i)}[v]$ if and only if $\gamma_i(n) = \gamma_{\pi(i)}(n)$. Since π is arbitrary, we conclude that \bar{h} is symmetric if and only if $\gamma_i(n) = \gamma_j(n)$ for all i, j . \square

For example, consider the Shapley value φ defined in (2.3). To define its extension to non-cooperative games pick $\gamma_i(n; \varphi) = -\frac{1}{n}$ and set $\bar{\varphi}_i[v] = \varphi_i[\tilde{v}] - \frac{1}{n}v(\emptyset)$. In this case, the extension $\bar{\varphi}$ has precisely the representation (2.3) and the efficiency property for the extension reads

$$\sum_{i=1}^n \bar{\varphi}_i[N, v] = v(N) - v(\emptyset).$$

Another well-known value is the Banzhaf value (Banzhaf, 1965) given by

$$Bz_i[N, v] = \sum_{S \subset N \setminus \{i\}} \frac{1}{2^{n-1}} [v(S \cup \{i\}) - v(S)], \quad i \in N. \quad (5.4)$$

The Banzhaf value assumes that every player is equally likely to enter any coalition unlike the Shapley value that assumes that every player is equally likely to join any coalition of the same size and that all coalitions of a given size are equally likely. There is only one property that differentiates between the two values. Shapley value satisfies the efficiency property (A.2), while Banzhaf value satisfies the total power property (A.4).

To extend the Banzhaf value, we set $\gamma_i(n; Bz) = -\frac{1}{2^n}$. In this case, the extension \bar{Bz} has exactly the representation (5.4) and the total power property (TPP) reads

$$\sum_{i=1}^n \bar{Bz}_i[N, v] = \text{TPP}(Bz[N, \tilde{v}]) - \frac{n}{2^{n-1}}v(\emptyset).$$

Given a game value h and its extension \bar{h} , we will abuse the notation and write

$$\bar{h}(X; f, v) = \bar{h}[N, v(\cdot; X, f)], \quad v \in \{v^{CE}, v^{ME}\}.$$

Definition 5.1. Let h be a linear game value and \bar{h} its extension. We say that \bar{h} is centered if $\bar{h}[N, c] = 0$ for any constant non-cooperative game $(N, c) \in V$.

Lemma 5.2. Let h be a linear game value and \bar{h} its extension with $\gamma(|N|) = \{\gamma_i(|N|)\}_{i=1}^n$ as in (5.3). Let u denote a unit, non-cooperative game, that is, $u(S) = 1$ for all $S \subset N$ and any $N = \{1, 2, \dots, n\}$. Then

- (i) \bar{h} is centered if and only if $\gamma(n) = -h[N, \tilde{u}]$, $n = |N|$.
- (ii) If \bar{h} is centered then $\bar{h}[N, v] = h[N, (v - v(\emptyset)u)]$
- (iii) If \bar{h} has the form
$$\bar{h}_i[N, v] = \sum_{S \subset N: i \in S} w(n, S) [v(S) - v(S \setminus \{i\})], \quad i \in N, \quad (5.5)$$

where $w(n, S)$, $n = |N|$, $S \subset N$ are constants, then it is centered.

(iv) Let $X \in \mathbb{R}^n$ be predictors and f a model. Let $f_0 = \mathbb{E}[f(X)]$. Then for $v \in \{v^{CE}, v^{ME}\}$

$$\bar{h}(X; f, v) = h(X; f - f_0, v) + f_0 \bar{h}[N, u] = h(X; f - f_0, v) + f_0(h[N, \tilde{u}] + \gamma(n)). \quad (5.6)$$

As a consequence, if \bar{h} is centered, then $\bar{h}(X; f, v) = h(X; f - f_0, v)$, $v \in \{v^{CE}, v^{ME}\}$.

Proof. Let c be any constant non-cooperative game, that is, $c(S) = c_0$ for all $S \subset N$ for some constant c_0 . Then by (5.3) we have $\bar{h}[N, c] = \bar{h}[N, c_0 u] = c_0 \bar{h}[N, u] = c_0(h[N, \tilde{u}] + \gamma(n))$. This proves (i). The statement (ii) follows from (E1) and (E2).

Suppose \bar{h} has the form (5.5). Then for any constant non-cooperative game c and each $i \in N$, we have $c(S) = c(S \setminus \{i\})$, $S \subset N$, and hence $\bar{h}_i[N, c, \mathcal{P}] = 0$. This proves (iii).

Let $v = v^{CE}$. For any $S \subset N$ we have

$$v^{CE}(S; X, f) = \mathbb{E}[f(X)|X_S] = \mathbb{E}[f(X) - f_0|X_S] + f_0 = v^{CE}(S; X, f - f_0) + f_0 u(S)$$

and hence using the linearity of \bar{h} and the representation (5.3) we obtain

$$\bar{h}(X; f, v^{CE}) = h[N, v^{CE}(\cdot; X, f - f_0)] + f_0 \bar{h}[N, u] = h(X; f - f_0, v^{CE}) + f_0(h[\tilde{u}] + \gamma(n)),$$

which establishes (5.6) for $v = v^{CE}$. The proof of (5.6) for $v = v^{ME}$ is similar. \square

By the above lemma the appropriate choice of $\gamma(n)$ in the representation (5.3) allows one to ensure that $\bar{h}[N, c] = 0$ for any constant non-cooperative game c . This means that for a probabilistic game $v \in \{v^{CE}, v^{ME}\}$ the attributions evaluated by the extended game value correspond to the attributions relative to the model's mean. For example, consider the Shapley value φ . Let $\bar{\varphi}$ be the extension with $\gamma_i(n, \varphi) = -\frac{1}{n}$. Note that $\varphi_i[\tilde{u}] = \frac{1}{n}$ for the unit game u . Thus, by (5.3) we obtain $\bar{\varphi}[u] = \varphi_i[\tilde{u}] + \gamma_i(n; \varphi) = 0$ and hence $\bar{\varphi}[c] = 0$ for any constant non-cooperative game c .

In what follows, we consider linear game values (or nonlinear transformations of such values) and we suppress the bar ($\bar{\cdot}$) in the notation for extensions, assuming that the constants $\gamma_i(n)$ are provided or their value is clear from the context. We will also suppress the explicit dependence on N whenever it is possible.

5.2 Trivial group explainers

Relatively straightforward group explainers can be constructed using generic group explainers. By definition, a generic group explainer is capable of quantifying the attribution of any subset $S \subset N$ of predictors, without being tied to any specific partition.

Definition 5.2. Let $X \in \mathbb{R}^n$ be predictors, f a model, and $\mathcal{P} = \{S_1, S_2, \dots, S_m\}$ a partition of predictors. Let h be a linear game value and \bar{h} its extension. A trivial group explainer based on (\bar{h}, \mathcal{P}) is defined by

$$\bar{h}_{S_j}(X; f, v) = \sum_{i \in S_j} \bar{h}_i(X; f, v), \quad S_j \in \mathcal{P}, \quad v \in \{v^{CE}, v^{ME}\}. \quad (5.7)$$

Recall that if predictors $X \in \mathbb{R}^n$ are independent then the conditional and marginal game coincide, which implies that $\bar{h}[v^{CE}] = \bar{h}[v^{ME}]$. This is in general no longer true if independence is dropped.

Suppose next that the partition \mathcal{P} yields independent unions $X_{S_1}, X_{S_2}, \dots, X_{S_m}$. The question we are interested in is what relationship between the group explanations $\bar{h}_{S_j}(X; v^{CE}, f)$ and $\bar{h}_{S_j}(X; v^{ME}, f)$ is.

Proposition 5.1. Let $X, \mathcal{P}, h, \bar{h}$ be as in Definition 5.2. Let \bar{h} be centered. Suppose that $X_{S_1}, X_{S_2}, \dots, X_{S_m}$ are independent and that f is additive across the elements of \mathcal{P} ,

$$f(X) = \sum_{j \in M} f_j(X_{S_j}), \quad m = |\mathcal{P}|, \quad M = \{1, 2, \dots, m\}. \quad (5.8)$$

(i) The games $v^{CE}(\cdot; X, f), v^{ME}(\cdot; X, f)$ can be expressed as follows:

$$v^{CE}(\cdot; X, f) = \sum_{j \in M} v_j^{CE}(\cdot; X, f) - (m-1)\mathbb{E}[f(X)]u, \quad v^{ME} = \sum_{j \in M} v_j^{ME}(\cdot; X, f) - (m-1)\mathbb{E}[f(X)]u$$

where u is the unit, non-cooperative game and

$$v_j^{CE}(S; X, f) := v^{CE}(S \cap S_j; X, f), \quad v_j^{ME}(S; X, f) = v^{ME}(S \cap S_j; X, f), \quad j \in M.$$

(ii) If h satisfies (NPP) then

$$\bar{h}_i[v^{CE}] = \bar{h}_i[v_j^{CE}], \quad \bar{h}_i[v^{ME}] = \bar{h}_i[v_j^{ME}], \quad i \in S_j. \quad (5.9)$$

(iii) If h satisfies (EP) then

$$\bar{h}_{S_j}(X; f, v^{CE}) = \bar{h}_{S_j}(X; f, v^{ME}) = f_j(X_{S_j}) - \mathbb{E}[f_j(X_{S_j})]. \quad (5.10)$$

Proof. Let $f_0 := \mathbb{E}[f(X)]$. First, suppose that $f_0 = 0$. Then, by independence of unions, we have

$$v^{CE}(S; X, f) = \sum_{j \in M} \mathbb{E}[f_j(X_{S_j}) | X_{S \cap S_j}] = \sum_{j \in M} \mathbb{E}[f(X) | X_{S \cap S_j}] = \sum_{j \in M} v_j^{CE}(S; X, f)$$

where we used the fact that $f_0 = 0$.

Similarly, for any $S \subset N$ we have

$$\begin{aligned} v^{ME}(S; X, f) &= \mathbb{E}[f(x_S, X_{-S})] |_{x_S=X_S} \\ &= \sum_{j \in M} \mathbb{E}[f_j(x_{S_j \cap S}, X_{S_j \cap S})] |_{x_{S_j \cap S}=X_{S_j \cap S}} \\ &= \sum_{j \in M} \mathbb{E}[f(x_{S_j \cap S}, X_{-(S_j \cap S)})] |_{x_{S_j \cap S}=X_{S_j \cap S}} \\ &= \sum_{j \in M} v_j^{ME}(S; X, f). \end{aligned}$$

Suppose next that $f_0 \neq 0$, which implies $\mathbb{E}[f(X) - f_0] = 0$. Applying the above analysis we obtain

$$v^{CE}(S; X, f - f_0) = \sum_{j \in M} v_j^{CE}(S; X, f - f_0).$$

We next observe that

$$v^{CE}(S; X, f - f_0) = v^{CE}(S; X, f) - f_0 u(S), \quad v_j^{CE}(S; X, f - f_0) = v_j^{CE}(S; X, f) - f_0 u(S)$$

where u is the unit, non-cooperative game. Hence,

$$v^{CE}(\cdot; X, f) = \sum_{j \in M} v_j^{CE}(\cdot; X, f) - (m-1)f_0 u,$$

which proves (i) for the case $v = v^{CE}$ with $f_0 \neq 0$. For $v = v^{ME}$ with $f_0 \neq 0$ the proof is similar.

Suppose h satisfies the null player property. Let $v = v^{CE}$. First, suppose that $f_0 = 0$, in which case $v^{CE}(\cdot; X, f)$ and $\{v_j^{CE}(\cdot; X, f)\}_j$ are cooperative games. By construction, S_j is the carrier of $v_j^{CE}(\cdot; X, f)$. Thus, for each $i \in S_j$ we have

$$\bar{h}_i(X; f, v^{CE}) = h_i[N, v^{CE}(\cdot; X, f)] = \sum_{k \in M} h_i[N, v_k^{CE}(\cdot, X, f)] = h_i[N, v_j^{CE}] = \bar{h}_i[N, v_j^{CE}(\cdot; X, f)],$$

where we used (i) together with the null player property, linearity, and the fact that $\{S_j\}_{j \in M}$ are disjoint. This proves (ii) for $v = v^{CE}$ with $f_0 = 0$.

Suppose next that $f_0 \neq 0$. The by the above analysis we obtain

$$\bar{h}_i(X; f - f_0, v^{CE}) = \bar{h}_i[N, v_j^{CE}(\cdot; X, f - f_0)], \quad i \in S_j.$$

Since \bar{h} is centered, by Lemma 5.2 we have

$$h_i(X; f - f_0, v^{CE}) = \bar{h}_i(X; f, v^{CE}).$$

Similarly, by the definition of v_j^{CE} , the linearity of \bar{h} and the fact that it is centered, we have

$$\bar{h}_i[N, v_j^{CE}(\cdot; X, f - f_0)] = \bar{h}_i[N, v_j^{CE}(\cdot; X, f)].$$

Thus, combining the last three equalities together, we conclude

$$\bar{h}_i(X; f, v^{CE}) = \bar{h}_i[N, v_j^{CE}(\cdot; X, f)], \quad i \in S_j.$$

This proves (ii) for $v = v^{CE}$ with arbitrary f_0 . The proof of (ii) for $v = v^{ME}$ is similar.

Suppose that h satisfies the efficiency property. Then by linearity it must satisfy the null player property. First, suppose that $f_0 = 0$. Then, (i), (5.9)₁, the efficiency property and the null player property imply

$$\begin{aligned} \sum_{i \in S_j} \bar{h}_i[N, v^{CE}(\cdot; X, f)] &= \sum_{i \in S_j} h_i[N, v_j^{CE}(\cdot; X, f)] \\ &= v_j^{CE}(N; X, f) = v^{CE}(S_j; X, f) \\ &= f_j(X_{S_j}) - \mathbb{E}[f_j(X_{S_j})] \end{aligned} \tag{5.11}$$

where we used the fact that $f_0 = 0$ and the independence of unions.

As before, using the efficiency and null properties together with (5.9)₂, we obtain

$$\begin{aligned} \sum_{i \in S_j} \bar{h}_i[v^{ME}(\cdot; X, f)] &= \sum_{i \in S_j} h_i[v_j^{ME}(\cdot; X, f)] \\ &= v_j^{ME}(N; X, f) = v^{ME}(S_j; X, f) \\ &= f_j(X_{S_j}) - \mathbb{E}[f_j(X_{S_j})]. \end{aligned} \tag{5.12}$$

Combining (5.11) and (5.12), we obtain (5.10), which proves (iii) for the case $f_0 = 0$.

Suppose that $f_0 \neq 0$. Then, by Lemma 5.2, the fact that \bar{h} is centered and the above analysis we have

$$\bar{h}_{S_j}[v^{CE}(\cdot; X, f)] = \bar{h}_{S_j}[v^{CE}(\cdot; X, f - f_0)] = f_j(X_{S_j}) - \mathbb{E}[f_j(X_{S_j})]$$

which proves (iii) for $v = v^{CE}$ with $f_0 \neq 0$. Proof of (iii) for $v = v^{ME}$ with $f_0 \neq 0$ is similar. \square

Corollary 5.1. *Let \mathcal{P} , f , h , \bar{h} , and u be as in Proposition 5.1. For $j \in M$, define the games on the set of players S_j by*

$$\nu_j^{CE}(S) = v^{CE}(S; X_{S_j}, f_j), \quad \nu_j^{ME}(S) = v^{ME}(S; X_{S_j}, f_j), \quad S \subset S_j.$$

If h satisfies (NPP) and (CIP), then for each $i \in S_j$

$$\bar{h}_i[N, v^{CE}(\cdot; X, f)] = \bar{h}_i[S_j, \nu_j^{CE}], \quad \bar{h}_i[N, v^{ME}(\cdot; X, f)] = \bar{h}_i[S_j, \nu_j^{ME}].$$

Proof. Let $f_0 = \mathbb{E}[f(X)]$. A direct computation shows that for any $S \subset S_j$

$$v^{CE}(S; X, f - f_0) = v_j^{CE}(S; X, f - f_0) = \nu_j^{CE}(S) - \mathbb{E}[f_j(X_{S_j})].$$

Since $v_j^{CE}(\cdot; X, f - f_0)$ is a cooperative game on N with the carrier S_j , by Lemma 5.2, the fact that \bar{h} is centered, Proposition 5.1(ii) and (CIP) for each $i \in S_j$ we have

$$\begin{aligned}\bar{h}_i[N, v^{CE}(\cdot; X, f)] &= h_i[N, v^{CE}(\cdot; X, f - f_0)] \\ &= h_i[N, v_j^{CE}(\cdot; X, f - f_0)] \\ &= h_i[S_j, v_j^{CE}(\cdot; X, f - f_0)] \\ &= \bar{h}_i[S_j, v_j^{CE}].\end{aligned}$$

This proves the statement for $v = v^{CE}$. The proof for $v = v^{ME}$ follows similar steps. \square

Corollary 5.1 implies that if the model is additive across the elements of the partition \mathcal{P} with independent components then the computation of $\bar{h}_i[N, v_j^{CE}]$ can be done in time $O(2^{|S_j|})$ and hence the complexity of group explanations $\bar{h}_{S_j}[v^{CE}]$, and that of single feature explanations in S_j , is $O(2^{|S_j|})$. Similar conclusion holds for marginal explanations.

Example. If the assumption of the additivity across the partition \mathcal{P} is dropped, the marginal and conditional group explanations defined by (5.7) will in general no longer be equal. The reason for that is that the computation of the value \bar{h}_{S_j} involves the contributions of individual predictors $\{X_i\}_{i \in S_j}$ that may share dependencies. For example, consider the model:

$$X = (X_1, X_2, X_3), \quad f(X) = X_2 X_3, \quad \mathcal{P} = \{\{1, 2\}, \{3\}\}, \quad (5.13)$$

with (X_1, X_2) independent of X_3 and $\mathbb{E}[X] = 0$. Computing the marginal explanations for $h = \varphi$ gives

$$\bar{\varphi}_{\{1,2\}}(X; f, v^{ME}) = \bar{\varphi}_{\{3\}}(X; f, v^{ME}) = \frac{1}{2} X_2 X_3,$$

while the conditional ones are given by

$$\bar{\varphi}_{\{1,2\}}(X; f, v^{CE}) = \frac{1}{2} X_2 X_3 - \frac{1}{6} \mathbb{E}[X_2 | X_1] X_3, \quad \bar{\varphi}_{\{3\}}(X; f, v^{CE}) = \frac{1}{2} X_2 X_3 + \frac{1}{6} \mathbb{E}[X_2 | X_1] X_3.$$

Consequently, the two types of explanations differ whenever $\mathbb{E}[X_2 | X_1] \neq 0$.

The method of construction (5.7) was explored in Aas et al. (2020) for additive models and proved to be effective in producing Shapley based explanations consistent with both the model and data.

5.3 Quotient game explainers

The trivial group explainers obtained by (5.7) are based on single feature explanations and do not utilize the structure imposed by the partition \mathcal{P} . Constructing explainers that explicitly incorporate the coalition structure of \mathcal{P} might be advantageous when the partition is based on dependencies. In the case when predictors within each union X_{S_j} share significant amount of mutual information, the change in value of one of the predictors causes an appropriate change in value of other predictors in the union, and thus, predictors within the union “act in agreement” with one another.

To design explainers of unions with the partition in mind we make use of quotient games.

Definition 5.3. Given a cooperative game (N, v) with $N = \{1, 2, \dots, n\}$ and its partition $\mathcal{P} = \{S_1, S_2, \dots, S_m\}$, the quotient game $(M, v^{\mathcal{P}})$, with $M = \{1, 2, \dots, m\}$, is defined by

$$v^{\mathcal{P}}(A) = v(\cup_{j \in A} S_j), \quad A \subset M.$$

For non-cooperative games, we adopt the same definition and note that for $(N, v) \in V$ we have $v^{\mathcal{P}}(\emptyset) = v(\emptyset)$.

By design, the quotient game is played by the unions, that is, the game $v^{\mathcal{P}}$ is obtained by restricting v to unions $S_j \in \mathcal{P}$ by viewing the elements of the partition \mathcal{P} as players. This motivates us to define explanations of predictor unions as follows.

Definition 5.4. Let $X, f, \mathcal{P}, h, \bar{h}$ be as in Definition 5.2. The quotient game explainer based on (\bar{h}, \mathcal{P}) is defined by

$$\bar{h}_{S_j}^{\mathcal{P}}(X; f, v) := \bar{h}_j[M, v^{\mathcal{P}}(\cdot; X, f)], \quad S_j \in \mathcal{P}, \quad v \in \{v^{CE}, v^{ME}\}.$$

Proposition 5.2. Let $X, f, \mathcal{P}, h, \bar{h}$ be as in Definition 5.4 and suppose that \bar{h} is centered. Let $X_{S_1}, X_{S_2}, \dots, X_{S_m}$ be independent. Then

- (i) The complexity of the quotient game explanation is $O(2^{|\mathcal{P}|})$.
- (ii) The marginal and conditional games coincide $v^{CE, \mathcal{P}} = v^{ME, \mathcal{P}}$ and hence

$$\bar{h}_{S_j}^{\mathcal{P}}(X; f, v^{ME}) = \bar{h}_{S_j}^{\mathcal{P}}(X; f, v^{CE}), \quad S_j \in \mathcal{P}. \quad (5.14)$$

(iii) The linear map $f \rightarrow \bar{h}_{S_j}^{\mathcal{P}}(X; v^{ME}, f)$ is bounded and hence continuous on $L^2(P_X)$.

(iv) For $v \in \{v^{CE}, v^{ME}\}$ we have

$$\bar{h}_{S_j}^{\mathcal{P}}(X; f, v) = h_{S_j}^{\mathcal{P}}(X; f - f_0, v), \quad f_0 = \mathbb{E}[f(X)].$$

(v) If h satisfies (EP) property and f has the form (5.8), then

$$\bar{h}_{S_j}^{\mathcal{P}}(X; f, v) = \bar{h}_{S_j}(X; f, v), \quad S_j \in \mathcal{P}, \quad v \in \{v^{CE}, v^{ME}\}. \quad (5.15)$$

Proof. The statement (i) follows directly from the representation formula (A.8) of Lemma A.1.

Next, let $A \subset M$. Let $S_A = \cup_{j \in A} S_j$. Then, by independence of X_{S_A} and X_{-S_A} we have

$$v^{CE, \mathcal{P}}(A; X, f) = \mathbb{E}[f(X)|X_{S_A}] = E[f(X_{S_A}, X_{-S_A})|X_{S_A}] = E[f(x_{S_A}, X_{-S_A})]|_{x_{S_A}=X_{S_A}} = v^{ME, \mathcal{P}}(A; X, f).$$

Since $A \subset M$ was arbitrary, the two quotient games coincide which proves (ii).

Since h is linear, Lemma A.1 implies that h satisfies the growth condition

$$|h[N, \tilde{v}]| \leq C(N) \sum_{S \subset N} |\tilde{v}(S)| \quad (5.16)$$

for some constant $C = C(N)$. Then for any model f we have

$$|\bar{h}_{S_j}^{\mathcal{P}}(X; f, v^{CE})| \leq C \sum_{\substack{A \subset M \\ A \neq \emptyset}} |\mathbb{E}[f(X)|X_{\cup_{j \in A} S_j}]| + \gamma_i(n) |\mathbb{E}[f(X)]| \leq 2^n C \|f\|_{L^2(P_X)}$$

which together with (ii) establishes (iii).

Note that for any $A \subset M$

$$v^{CE, \mathcal{P}}(A; X, f - f_0) = \mathbb{E}[f(X) - f_0|X_{\cup_{j \in A} S_j}] = v^{CE, \mathcal{P}}(A; X, f) - f_0 u(A)$$

and hence

$$\bar{h}_j[v^{CE, \mathcal{P}}(\cdot; X, f)] = h_j[M, v^{CE, \mathcal{P}}(\cdot; X, f - f_0)],$$

which proves (iv) for $v = v^{CE}$. The proof of (iv) for $v = v^{ME}$ is similar.

Suppose now that f is additive across the elements of \mathcal{P} and that h is linear and satisfies the efficiency property. Let $f_0 = \mathbb{E}[f(X)]$. First, let us assume that $f_0 = 0$. Then v^{CE} and v^{ME} are cooperative games and hence the quotient games are as well. Note that for any $j \in M$ we have

$$v^{ME, \mathcal{P}}(\{j\}; X, f) = \mathbb{E}[f(x_{S_j}, X_{-S_j})]|_{x_{S_j}=X_{S_j}} = f_j(X_{S_j}) + \sum_{k \neq j} \mathbb{E}[f_k(X_{S_k})] = f_j(X_{S_j}) - \mathbb{E}[f_j(X_{S_j})]$$

and hence for any nonempty $A \subset M$

$$v^{ME, \mathcal{P}}(A; X, f) = \sum_{j \in A} f_j(X_{S_j}) + \sum_{k \notin A} \mathbb{E}[f_k(X_{S_k})] = \sum_{j \in A} (f_j(X_{S_j}) - \mathbb{E}[f_j(X_{S_j})]) = \sum_{j \in A} v^{ME, \mathcal{P}}(\{j\}; X, f).$$

This proves that $v^{ME, \mathcal{P}}$ is a non-essential cooperative game. Then, the results of (i) together with Lemma 5.3 imply

$$h_j[M, v^{CE, \mathcal{P}}(\cdot; X, f)] = h_j[M, v^{ME, \mathcal{P}}(\cdot; X, f)] = v^{ME, \mathcal{P}}(\{j\}; X, f) = f_j(X_{S_j}) - \mathbb{E}[f_j(X_{S_j})].$$

Then, the above relationship and Proposition 5.1(iii) give (iv) for the case $f_0 = 0$.

We next assume that $f_0 \neq 0$. Using the above analysis we obtain

$$h_j[M, v^{CE, \mathcal{P}}(\cdot; X, f - f_0)] = h_j[M, v^{ME, \mathcal{P}}(\cdot; X, f - f_0)] = f_j(X_{S_j}) - \mathbb{E}[f_j(X_{S_j})].$$

By (iv) and (E1) and the above analysis we obtain

$$\bar{h}_j[v^{CE, \mathcal{P}}(\cdot; X, f)] = f_j(X_{S_j}) - \mathbb{E}[f_j(X_{S_j})].$$

Using similar arguments for the marginal game we obtain

$$\bar{h}_j[v^{ME, \mathcal{P}}(\cdot; X, f)] = f_j(X_{S_j}) - \mathbb{E}[f_j(X_{S_j})].$$

Combining the last two equalities with the results of Proposition 5.1(iii) we conclude

$$h_j[M, v^{CE, \mathcal{P}}(\cdot; X, f)] = h_j[M, v^{ME, \mathcal{P}}(\cdot; X, f)] = h_{S_j}[N, v^{CE, \mathcal{P}}(\cdot; X, f)] = h_{S_j}[N, v^{ME, \mathcal{P}}(\cdot; X, f)]$$

which proves (v) for the case of arbitrary f_0 . □

Lemma 5.3. *Let h be a linear game value that satisfies the efficiency property. Let (N, v) be a non-essential cooperative game, that is, $v(S) = \sum_{i \in S} v(\{i\})$. Then $h_i[N, v] = v(\{i\})$.*

Proof. For each $i \in N$ define a game v_i by $v_i(S) = v(S \cap \{i\})$. Then $\{i\}$ is a carrier of v_i . Since h is linear and satisfies the efficiency property, it must satisfy the null player property and hence $h_k[N, v_i] = 0$ for $k \neq i$. Then by the efficiency property, we obtain

$$v(\{i\}) = v_i(N) = \sum_{k \in N} h_k[N, v_i] = h_i[N, v_i].$$

Since the game is non-essential, for any nonempty $S \subset N$ we have

$$v(S) = \sum_{i \in S} v(\{i\}) = \sum_{i \in S} v(S \cap \{i\}) = \sum_{i \in S} v_i(S) = \sum_{i \in N} v_i(S)$$

where we used the fact that $v_i(S) = 0$ for $i \notin S$. Thus, using the linearity of h and the above analysis we conclude

$$h_i[N, v] = \sum_{k \in N} h_i[N, v_k] = h_i[N, v_i] = v(\{i\}).$$

□

Lemma 5.2 states that the quotient game explanations always coincide for games v^{CE} and v^{ME} whenever unions are independent, and hence always leads to explanations that are consistent with data in the sense of Proposition A.1. Furthermore, as each union is treated as a player, the quotient game explanations can be computed in time $O(n2^{|\mathcal{P}|})$. Thus, if the number of groups $|\mathcal{P}|$ grows as $\log(n^{1-\delta})$, the quotient game explanations have complexity $O(n)$.

Using the quotient game approach, there are certain considerations one must take into account: a) if the partition is changed the game values have to be recomputed, b) knowing the quotient game values, does not help with computation of single feature explanations, which are expensive computationally, c) even if single feature explanations are known, the trivial and quotient game explanations in general are not equal (see the example (5.13)); this case causes loss of continuity of marginal, trivial group explanations with respect to models in $L^2(P_X)$ when dependencies are present.

The aforementioned difficulties can be overcome, when explainers are constructed with the help of game values that utilize the partition structure \mathcal{P} . We discuss such explainers in the next section.

5.4 Explainers based on games with coalition structure

A more advanced way to design explainers with the partition in mind is to employ cooperative game theory with coalition structure, in which the objective is to compute the payoffs of players in a game where players form unions acting in agreement within the union.

The games with coalitions were introduced by [Aumann and Dreze al. \(1974\)](#) and later many more researchers contributed to the development of this subject. Some of the notable works are [Owen \(1977\)](#), [Owen \(1982\)](#), [Tijs \(1981\)](#), [Dubey et al. \(1981\)](#), [Amer et al. \(1995\)](#), [Alonso-Meijide and Fiestras-Janeiro \(2002\)](#), [Albizuri et al. \(2004\)](#), [Casas-Méndez et al. \(2003\)](#), [Vidal-Puga \(2012\)](#). See also the work by [Lorenzo-Freire \(2017\)](#) containing well-detailed exposition to games with coalitions.

Definition 5.5. Let $N \subset \mathbb{N}$ and $\mathcal{P} = \{S_1, S_2, \dots, S_m\}$ be a partition of N . A coalitional value g is a map that assigns to every game with a coalition structure (N, v, \mathcal{P}) a vector

$$g[N, v, \mathcal{P}] = \{g_i(N, v, \mathcal{P})\}_{i \in N}$$

where $g_i[N, v, \mathcal{P}]$ denotes the payoff for each player $i \in N$.

Note that any game value $h[N, v]$ could be viewed as a coalitional value that has no explicit dependence on the partition \mathcal{P} . Furthermore, the map $(N, v) \rightarrow g[N, v, \bar{N}]$, where $\bar{N} = \{\{i\} : i \in N\}$ denotes the partition containing singletons, induces a game value.

Some notable (non-trivial) coalitional values are the Owen value and the Banzhaf-Owen value respectively defined by

$$\begin{aligned} Ow_i[N, v, \mathcal{P}] &= \sum_{R \subset M \setminus \{j\}} \sum_{T \subset S_j \setminus \{i\}} \frac{r!(m-r-1)!}{m!} \frac{t!(s_j-t-1)!}{s_j!} (v(Q \cup T \cup \{i\}) - v(Q \cup T)) \\ BzOw_i[N, v, \mathcal{P}] &= \sum_{R \subset M \setminus \{j\}} \sum_{T \subset S_j \setminus \{i\}} \frac{1}{2^{m-1}} \frac{1}{2^{s_j-1}} (v(Q \cup T \cup \{i\}) - v(Q \cup T)) \end{aligned} \quad (5.17)$$

where $t = |T|$, $s_j = |S_j|$, $r = |R|$, and $S_j \in \mathcal{P}$, $Q = \cup_{r \in R} S_r$. The difference between the two values is that the Owen value satisfies the efficiency property, while the Banzhaf-Owen value satisfies the total power property. In addition, Owen value for singletons is Shapley value, while the Banzhaf-Owen value for singletons is the Banzhaf value. These properties can be verified directly.

To extend linear coalitional values to games that fail to satisfy $v(\emptyset) = 0$, one can carry out the same program as in Section 5.1. Given a linear coalitional value g we seek an extension \bar{g} to V that satisfies:

$$(E1') \quad \bar{g}[N, \tilde{v}, \mathcal{P}] = g[N, \tilde{v}, \mathcal{P}] \text{ for } (N, \tilde{v}) \in V_0.$$

$$(E2') \quad \bar{g} \text{ is linear on } V.$$

Lemma 5.4 (extension). Let g be a linear coalitional value. An extension \bar{g} satisfying $(E1')$ -($E2'$) has the representation:

$$\bar{g}_i[N, v, \mathcal{P}] = g_i[N, \tilde{v}, \mathcal{P}] + \gamma_i(N, \mathcal{P})v(\emptyset), \quad i \in N, \quad (5.18)$$

where $\gamma(N, \mathcal{P}) = \{\gamma_i(N, \mathcal{P})\}_{i=1}^n$ are constants. Furthermore, any coalitional value in the form (5.18) satisfies $(E1')$ -($E2'$). In addition, if g is symmetric, then \bar{g} is symmetric if and only if $\gamma_i(N, \mathcal{P}) = \gamma_j(N, \mathcal{P})$, $i, j \in N$.

Proof. The proof follows the same steps as those in the proof of Lemma 5.1. \square

As before, abusing the notation for each $i \in N$ and $S_j \subset \mathcal{P} = \{S_1, S_2, \dots, S_m\}$, we write

$$\bar{g}_i(X; v, \mathcal{P}, f) = \bar{g}_i[N, v(\cdot; X, f), \mathcal{P}], \quad \bar{g}_{S_j}^{\mathcal{P}}(X; v, f) = \bar{g}_j[N, v^{\mathcal{P}}(\cdot; X, f), \bar{N}], \quad v \in \{v^{CE}, v^{ME}\}.$$

Group explainers based on coalitional values can similarly be defined either via sums or quotient games.

Definition 5.6. Let X, \mathcal{P} be as in Definition 5.2. Let g be a linear coalitional value and \bar{g} its extension. The trivial and quotient game explainers based on (\bar{g}, \mathcal{P}) and $v \in \{v^{CE}, v^{ME}\}$ are defined by

$$\bar{g}_{S_j}(X; v, \mathcal{P}, f) = \sum_{i \in S_j} \bar{g}_i[N, v(\cdot; X, f), \mathcal{P}], \quad \bar{g}_{S_j}^{\mathcal{P}}(X; v, f) = \bar{g}_j[M, v^{\mathcal{P}}(\cdot; X, f), \bar{M}], \quad S_j \in \mathcal{P}. \quad (5.19)$$

Definition 5.7. Let g be a linear coalitional value and \bar{g} its extension. We say that \bar{g} is centered if $\bar{g}[N, c, \mathcal{P}] = 0$ for any constant non-cooperative game $(N, c) \in V$.

Lemma 5.5. Let g be a linear coalitional value and \bar{g} its extension with $\gamma(N, \mathcal{P})$ as in (5.18). Let u denote a unit, non-cooperative game, that is, $u(S) = 1$ for all $S \subset N$ and any N . Then

- (i) \bar{g} is centered if and only if $\gamma(N, \mathcal{P}) = -g[N, \bar{u}, \mathcal{P}]$.
- (ii) If \bar{g} is centered then $\bar{g}[N, v, \mathcal{P}] = g[N, (v - v(\emptyset)u)]$
- (iii) If \bar{g} has the form

$$\bar{g}_i[N, v, \mathcal{P}] = \sum_{S \subset N: i \in S} w(N, \mathcal{P}, S) [v(S) - v(S \setminus \{i\})], \quad i \in N, \quad (5.20)$$

where $w(N, \mathcal{P}, S)$ are constants, then it is centered.

- (iv) Let $X \in \mathbb{R}^n$ be predictors and f a model. Let $f_0 = \mathbb{E}[f(X)]$. Then for $v \in \{v^{CE}, v^{ME}\}$

$$\bar{g}(X; f, v) = g(X; f - f_0, v) + f_0 \bar{g}[N, u, \mathcal{P}] = g(X; f - f_0, v) + f_0 (g[N, \bar{u}, \mathcal{P}] + \gamma(N, \mathcal{P})). \quad (5.21)$$

As a consequence, if \bar{g} is centered, then for each $i \in N$ and $S_j \in \mathcal{P}$

$$\bar{g}(X; f, v, \mathcal{P}) = g(X; f - f_0, v, \mathcal{P}), \quad \bar{g}_{S_j}^{\mathcal{P}}(X; f, v) = g_{S_j}^{\mathcal{P}}(X; f - f_0, v), \quad v \in \{v^{CE}, v^{ME}\}.$$

Proof. The proof follows the same steps as those in the proof of Lemma 5.2. \square

The results of Proposition A.1, Proposition A.2, and Proposition 3.1 can be extended to coalitional values.

Proposition 5.3 (stability). Let X, \mathcal{P} be as in Definition 5.2. Let g be a linear coalitional value and \bar{g} its extension.

- (i) The linear map $f \rightarrow \bar{\Phi}^{CE}[f; \bar{g}, X] := g(X; v^{CE}, \mathcal{P}, f)$ is bounded and hence continuous on $L^2(P_X)$.
- (ii) The linear map $f \rightarrow \bar{\Phi}^{ME}[f; \bar{g}, X] := g(X; v^{ME}, \mathcal{P}, f)$ is bounded and hence continuous on $L^2(\tilde{P}_X)$.
- (iii) Suppose $(\bar{\Phi}^{ME}[\cdot; \bar{g}, X], H_X)$ is well-defined. Let g have the form (5.20) with $w(N, \mathcal{P}, S) > 0$. Suppose there exists distinct $i, j \subset \{1, 2, \dots, n\}$ for which (BC) holds, then $(\bar{\Phi}^{ME}[\cdot; \bar{g}, X], H_X)$ is unbounded.
- (iv) If \bar{g} is centered, then the conclusions (i)-(iv) of Proposition 5.2 hold for the quotient game explanations. In particular, the linear map $f \rightarrow \bar{g}_{S_j}^{\mathcal{P}}(X; f, v)$, $\{v^{CE}, v^{ME}\}$, is bounded and hence continuous on $L^2(P_X)$.

Proof. The properties (i) and (ii) follow from Lemma A.2 and the fact that for any $S \subset N = \{1, 2, \dots, n\}$

$$\|v^{CE}(S; X, f)\|_{L^2(\mathbb{P})} \leq \|f\|_{L^2(P_X)}, \quad \|v^{ME}(S; X, f)\|_{L^2(\mathbb{P})} \leq \|f\|_{L^2(\tilde{P}_X)}.$$

The property (iii) follows from Proposition A.3 and the fact that $w(N, \mathcal{P}, S) > 0$, while (iv) can be obtained following the steps in the proof of Proposition 5.2(i)-(iv). \square

Remark 5.1. For a coalitional value in the canonical form (A.9), the conclusion of Proposition 5.3(iii) will hold if, in addition to (BC), one requires (A.15); see Proposition A.3.

5.4.1 Two-step property

Having quotient game explanations does not provide one with single feature explanations, which sometimes are desirable. Unlike game values, coalitional values may allow for a more efficient way of computing single feature explanations. This is the case, for example, when a coalitional value can be obtained using a two-step procedure: first by playing a quotient-like game and then a game inside the union.

Definition 5.8. Let $\mathcal{P} = \{S_1, \dots, S_m\}$. We say that $g[N, v, \mathcal{P}]$ satisfies a two-step formulation if there exists game value $h^{(1)}$, a symmetric game value $h^{(2)}$, and games $v^{(1)}, v^{(2)}, \dots, v^{(m)}$ played on S_1, S_2, \dots, S_m , respectively, such that

$$g_i[N, v, \mathcal{P}] = h_i^{(2)}[S_j, v^{(j)}], \quad i \in S_j \quad \text{where} \quad v^{(j)}(T) = h_j^{(1)}[M, \hat{v}_T], \quad T \subset S_j, \quad M = \{1, 2, \dots, m\}, \quad (5.22)$$

and $\hat{v}_T = \hat{v}_{T \in S_j}(v, \mathcal{P})$ is an intermediate game on M , which satisfies

$$\hat{v}_T(v, \{S_{\pi(k)}\}_{k=1}^n) = \pi \hat{v}_T(v, \{S_k\}_{k=1}^n), \quad T \in S_j$$

for any permutation π on M .

Before we proceed, let us provide several examples of game-values that have two-step formulation. First, consider the two-step Shapley defined in [Kamijo \(2009\)](#) and given by

$$TSh_i[N, v, \mathcal{P}] = \varphi_i[S_j, v] + \frac{1}{|S_j|} (\varphi_j[M, v^{\mathcal{P}}] - v(S_j)), \quad i \in S_j. \quad (5.23)$$

Define the intermediate game \hat{v} as follows. For each nonempty $T \subset S_j$ define

$$\hat{v}_T(A) = \frac{|T|}{|S_j|} v^{\mathcal{P}}(A) + |A| (v(T) - \frac{|T|}{|S_j|} v^{\mathcal{P}}(\{j\})). \quad (5.24)$$

Let the game values $h^{(1)} = h^{(2)} = \varphi$. Then for each $j \in M$ and $i \in S_j$ we have

$$TSh_i[N, v, \mathcal{P}] = \varphi_i[S_j, v_{TSh}^{(j)}], \quad v_{TSh}^{(j)}(T) = \varphi_j[M, \hat{v}_T] = v(T) + \frac{|T|}{|S_j|} (\varphi_j[M, v^{\mathcal{P}}] - v(S_j)), \quad T \subset S_j. \quad (5.25)$$

Another two examples are the Owen and Banzhaf-Owen values. For each $T \subset S_j$ define the intermediate game by

$$\hat{v}_T(A) = v^{\mathcal{P}|T}(A) := \mathbb{1}_{\{j \notin A\}} v^{\mathcal{P}}(A) + \mathbb{1}_{\{j \in A\}} v(\cup_{k \in A \setminus \{j\}} S_k \cup T). \quad (5.26)$$

Then for each $j \in M$, $i \in S_j$, and $T \in S_j$

$$\begin{aligned} Ow_i[N, v, \mathcal{P}] &= \varphi_i[S_j, v_{Ow}^{(j)}], & v_{Ow}^{(j)}(T) &= \varphi_j[M, v^{\mathcal{P}|T}] \\ BzOw_i[N, v, \mathcal{P}] &= Bz_i[S_j, v_{BzOw}^{(j)}], & v_{BzOw}^{(j)}(T) &= Bz_j[M, v^{\mathcal{P}|T}]. \end{aligned} \quad (5.27)$$

It turns out many coalitional values have the two-step property, which guarantees that the complexity of single feature explanations is determined by the complexity of the game values $h^{(1)}$ and $h^{(2)}$ in Definition 5.8. In particular, we have the following.

Lemma 5.6. Let X, \mathcal{P} , be as in Definition 5.2 and g a linear coalitional value that satisfies the two-step property. Let $v \in \{v^{CE}, v^{ME}\}$. The complexity of single feature explanations $\bar{g}_i(X; f, v, \mathcal{P})$ is $O(2^{|S_j|+|\mathcal{P}|})$.

We note that the two-step Shapley value for singletons is the Shapley value. Thus, in light of (5.25), when an explainer is based on the two-step Shapley value, the quotient game explanations can be re-used for the computation of single feature explanations, which in turn lowers the complexity to $O(n(2^{|\mathcal{P}|} + 2^{|S_j|}))$. For the Owen and Banzhaf values however this is not the case because single feature explanations have to be computed without the use of the quotient game values, which gives the complexity stated in Lemma 5.6.

5.4.2 Quotient game property

Trivial group explanations may differ for the marginal and conditional games, which in turn may break the continuity of marginal explanations with respect to models in $L^2(P_X)$. This issue can be resolved if one requires the coalitional value to satisfy the quotient game property.

Definition 5.9. *Coalitional value g satisfies the quotient game property if for any (N, v, \mathcal{P})*

$$\sum_{i \in S_j} g_i[N, v, \mathcal{P}] = g_j[M, v^{\mathcal{P}}, \bar{M}], \quad S_j \in \mathcal{P}, \quad \mathcal{P} = \{S_1, S_2, \dots, S_m\}. \quad (\text{QP})$$

Note that the Shapley value, viewed as a coalitional value, fails to satisfy the quotient game property; see [Lorenzo-Freire \(2017\)](#). However, the two-step Shapley values and Owen values satisfy the quotient game property, which can be verified by direct calculations using the two-step formulations:

$$\begin{aligned} \sum_{i \in S_j} TSh_i[N, v, \mathcal{P}] &= \sum_{i \in S_j} \varphi[S_j, v^{(j)TSh}] = v_{TSh}^{(j)}(S_j) = \varphi_j[M, v^{\mathcal{P}}] = TSh_j[M, v^{\mathcal{P}}, \bar{M}] \\ \sum_{i \in S_j} Ow_i[N, v, \mathcal{P}] &= \sum_{i \in S_j} \varphi[S_j, v^{(j)}] = v_{Ow}^{(j)}(S_j) = \varphi_j[M, v^{\mathcal{P}}] = Ow_j[M, v^{\mathcal{P}}, \bar{M}]. \end{aligned}$$

Another example of a coalitional value that satisfies the quotient game property is the symmetric Banzhaf value introduced in [Alonso-Mejide and Fiestras-Janeiro \(2002\)](#) and defined by the formula

$$Bz_i^{sym}[N, v, \mathcal{P}] = \sum_{R \subset M \setminus \{j\}} \sum_{T \subset S_j \setminus \{i\}} \frac{1}{2^{m-1}} \frac{t!(s_j - t - 1)!}{s_j!} (v(Q \cup T \cup \{i\}) - v(Q \cup T)).$$

To see this, note that the two-step formulation for this coalitional value reads

$$Bz_i^{sym}[N, v, \mathcal{P}] = \varphi_i[S_j, v_{Bz^{sym}}^{(j)}], \quad v_{Bz^{sym}}^{(j)}(T) = Bz_j[M, v^{\mathcal{P}|T}] \quad (5.28)$$

and hence

$$\sum_{i \in S_j} Bz_i^{sym}[N, v, \mathcal{P}] = v_{Bz^{sym}}^{(j)}(S_j) = Bz_j[M, v^{\mathcal{P}}] = Bz_j^{sym}(M, v^{\mathcal{P}}, \bar{M}), \quad S_j \in \mathcal{P}$$

where we used the fact that the symmetric Banzhaf value for singletons is Banzhaf value.

Proposition 5.4. *Let X, \mathcal{P} be as in Definition 5.2. Let g be a linear coalitional value and \bar{g} its centered extension. Suppose g satisfies (QP). If the unions $X_{S_1}, X_{S_2}, \dots, X_{S_m}$ are independent, then for $f \in L^2(P_X)$*

$$\bar{g}_{S_j}(X; v^{ME}, \mathcal{P}, f) = \bar{g}_{S_j}(X; v^{CE}, \mathcal{P}, f) = \bar{g}_{S_j}^{\mathcal{P}}(X; v^{CE}, f) = \bar{g}_{S_j}^{\mathcal{P}}(X; v^{CE}, f), \quad S_j \in \mathcal{P}. \quad (5.29)$$

Consequently, the group explanations in (5.29) yield bounded linear operators on $L^2(P_X)$, and hence they are continuous with respect to models in $L^2(P_X)$.

Proof. The proof follows from QP and Proposition (5.3)(iv). \square

5.5 Explainers with coalition structure under partition tree

In this section we design explainers that incorporate the coalition structure under a given partition tree \mathcal{T} that has n leaves corresponding to predictors $X \in \mathbb{R}^n$. We first introduce necessary notation.

5.5.1 Notation and assumptions for the partition tree

We denote the nodes of the tree by n_0, n_1, \dots, n_R , with n_0 being the root. We let $\mathcal{T}(n_r)$ be a subtree with the root node n_r and let $\ell(n_r)$ denote the collection of leaves of $\mathcal{T}(n_r)$. The parent of each node, except the root, is denoted by $p(n_r)$, and the collection of children is denoted by $c(n_r)$.

The height of each node is denoted by $h(n_r)$. We assume that $h(n_0) = 1$, $h(\ell(n_0)) = 0$, and that for each internal node n_r

$$\max_{\nu \in c(n_r)} h(\nu) < h(n_r) < h(p(n_r)).$$

We assume that $|\ell(n_0)| = n$ and that the predictors X_1, X_2, \dots, X_n are placed at the terminal nodes of the partition tree \mathcal{T} . Thus, there exists a one-to-one map $\pi(i) : N \rightarrow \ell(n_0)$ between predictors (players) and the terminal nodes such that each predictor $i \in N$ corresponds to the node $\pi(i)$. We then denote by $S(n_r) = \pi^{-1}(\ell(n_r))$ the set of all predictors that correspond to the leaves of the subtree $\mathcal{T}(n_r)$.

Given a non-terminal node n_r , we let $\mathcal{P}(n_r)$ be a partition of set $S(n_r)$ induced by the children of the node n_r and defined by

$$\mathcal{P}(n_r) = \{S(\nu), \nu \in c(n_r)\}.$$

Finally, given $\alpha \in [0, 1]$, we define the collection of nodes $\mathcal{N}(\alpha)$ corresponding to the given cross-section of the tree at the height α as follows: $\mathcal{N}(0) = \{\ell(n_0)\}$, $\mathcal{N}(1) = \{n_0\}$, and for each $\alpha \in (0, 1)$ we set

$$\mathcal{N}(\alpha) = \{\nu : h(p(\nu)) > \alpha \geq h(\nu)\},$$

Thus for each $\alpha \in [0, 1]$ there is a well-defined mapping $\pi_\alpha : \{1, 2, \dots, |\mathcal{N}(\alpha)|\} \rightarrow \mathcal{N}(\alpha)$ such that

$$\mathcal{P}_\alpha = \{S_1^\alpha, S_2^\alpha, \dots, S_{m_\alpha}^\alpha\} = \{S(\nu)\}_{\nu \in \mathcal{N}(\alpha)}, \quad S_j^\alpha = S(\pi_\alpha(j)), \quad \alpha \in [0, 1],$$

The partition tree thus naturally induces the nested sequence of partitions on $N = \{1, 2, \dots, n\}$ where $\mathcal{P}_0 = \{\{1\}, \{2\}, \dots, \{n\}\}$ and $\mathcal{P}_1 = \{N\}$.

5.5.2 Group explainer under partition tree

Consider a partition tree \mathcal{T} with n leaves and let g be a coalitional value with the two-step property. For simplicity in our construction we assume that the game value $h^{(i)}$, $i \in \{1, 2\}$ in Definition 5.8 satisfies the symmetry property (SP). We next fill in the nodes of the partition tree with appropriate games that arise in the recursive application of the two-step property.

Game tree. Let $g[N, v, \mathcal{P}]$ be a coalition value with a coalition structure. Let $h^{(1)}$ and $h^{(2)}$ be the game values utilized in the two-step formulation of g and let $\hat{v}_T = \hat{v}_T(v, \mathcal{P})$ be the intermediate game, symmetric in \mathcal{P} .

Let $v^{(n_0)} = v$ be placed at the root node. We define the games at other nodes recursively. Pick any node n_r and assume that the parent node $p(n_r)$ already contains the game $v^{p(n_r)}$ played on predictors $S(p(n_r))$. Suppose that $p(n_r)$ has m children, with some arbitrary enumeration:

$$c(p(n_r)) = \{n_{r_j}\}_{j=1}^m \ni n_r,$$

We let $\pi_{p(n_r)}$ to be the mapping from $M_{p(n_r)} = \{1, 2, \dots, m\}$ onto $c(p(n_r))$ such that $n_{r_j} = n_{\pi_{p(n_r)}(j)}$. The partition of predictors $S(p(n_r))$ then can be written as

$$\mathcal{P}(p(n_r)) = \{S_1, S_2, \dots, S_m\} \quad \text{where} \quad S_j = S(n_{r_j}).$$

For each $j \in M_{p(n_r)}$ and $T \subset S_j$, set the intermediate game played on $M_{p(n_r)}$ to be

$$\hat{v}_T = \hat{v}_T(v^{p(n_r)}, \mathcal{P}(p(n_r))), \quad T \subset S_j.$$

Define the game at the node n_{r_j} played on $S_j = S(n_{r_j})$ by

$$v^{(n_{r_j})}(T) = h_j^{(1)}[M_{p(n_r)}, \hat{v}_T] = h_{n_{r_j}}^{(1)}[c(p(n_r)), \hat{v}_T \circ \pi_{p(n_r)}^{-1}], \quad T \subset S_j,$$

which gives games at all children of $p(n_r)$, including n_r . This concludes the setup of the game tree.

Placement of values. For each node n_r of the tree, we define recursive values $g^{(n_r)}$ associated with each node as follows:

$$g^{(n_r)}[N, v, \mathcal{T}] = \begin{cases} h_{n_r}^{(1)}[c(p(n_r)), \hat{v}_{S(n_r)} \circ \pi_{p(n_r)}^{-1}], & n_r \notin \ell(n_0) \\ h_{\pi^{-1}(n_r)}^{(2)}[S(p(n_r)), v^{(p(n_r))}], & n_r \in \ell(n_0). \end{cases} \quad (5.30)$$

Definition 5.10. *Coalitional values under the partition tree \mathcal{T} are defined to be*

$$u_i[N, v, \mathcal{T}, g] = g^{\pi(i)}[N, v, \mathcal{T}], \quad i \in N.$$

5.5.3 Group explainers under partition tree

Let \mathcal{T} be the partition tree and $\{g^{(\nu)}\}_{\nu \in \mathcal{T}}$ be a recursive coalitional value defined above. We next setup the collection of group explainers parametrized by the parameter $\alpha \in [0, 1]$ that encapsulates the strength of the relationship in the group. Recall, for each $\alpha \in [0, 1]$, the collection of nodes $\mathcal{N}(\alpha)$ yields the partition of N , denoted by

$$\mathcal{P}_\alpha = \{S_1^\alpha, S_2^\alpha, \dots, S_m^\alpha\} = \{S(\nu), \nu \in \mathcal{N}(\alpha)\}, \quad S_j^\alpha = S(\pi_\alpha(j)).$$

Definition 5.11. *Given $\alpha \in [0, 1]$ the trivial and quotient game recursive explainers based on (g, \mathcal{T}) are defined as follows:*

$$u_{S_j^\alpha}(X; v, \mathcal{T}, f) = \sum_{i \in S_j^\alpha} u_i[N, v, \mathcal{T}, g], \quad u_{S_j^\alpha}^{\mathcal{T}}(X; v, f) = g^{\pi_\alpha(j)}[N, v, \mathcal{T}], \quad v \in \{v^{CE}, v^{ME}\}.$$

Given the assumptions above we have the following.

Lemma 5.7. *Suppose for $\alpha_* \in (0, 1)$ the partition \mathcal{P}_{α_*} yields independent unions $X_{S_1^{\alpha_*}}, X_{S_2^{\alpha_*}}, \dots, X_{S_{m_{\alpha_*}}^{\alpha_*}}$. Then for all $\alpha > \alpha_*$ the partition \mathcal{P}_α yields independent unions as well.*

Definition 5.12. *Let g satisfy the two-step property and \hat{v} be the intermediate game in Definition 5.8. We say that \hat{v} is a quotient-like game if, for any v and \mathcal{P} , for each $A \subset M = \{1, 2, \dots, |\mathcal{P}|\}$ there exists a function μ_A such that*

$$[\hat{v}_T(v, \mathcal{P})](A) = \mu_A(\{v^P(B)\}_{B \subset M}, \{v^{P|T}(B)\}_{B \subset M}),$$

in which case we write $\hat{v}_T = \hat{v}_T(v^{\mathcal{P}}, v^{P|T})$.

Proposition 5.5. *Let g be a linear coalitional value and \bar{g} its centered extension. Let g satisfy the two-step property where $\hat{v}_T = \hat{v}_T(v^{\mathcal{P}}, v^{P|T})$. Suppose that there exists $\alpha_* \in [0, 1)$ such that the partition \mathcal{P}_{α_*} yields independent unions of predictors. Then:*

(i) *For each $\alpha > \alpha_*$*

$$u_{S_j^\alpha}^{\mathcal{T}}(X; v^{CE}, f) = u_{S_j^\alpha}^{\mathcal{T}}(X; v^{ME}, f)$$

Consequently, the linear map $f \rightarrow u_{S_j^\alpha}(X; v^{ME}, f)$ is bounded and hence continuous in $L^2(P_X)$.

(ii) *If g satisfies (QP) and (EP) then*

$$u_{S_j^\alpha}(X; v^{ME}, \mathcal{T}, f) = u_{S_j^\alpha}(X; v^{CE}, \mathcal{T}, f) = u_{S_j^\alpha}^{\mathcal{T}}(X; v^{ME}, f) = u_{S_j^\alpha}^{\mathcal{T}}(X; v^{CE}, f) \quad (5.31)$$

Consequently, all explanations in (5.31) yield bounded linear operators in $L^2(P_X)$, and hence they are continuous in $L^2(P_X)$.

Proof. For any $\nu \in \mathcal{N}(\alpha)$, with $\alpha > \alpha_*$, the intermediate game \hat{v} associated with the parent $p(\nu)$ can be expressed as a function of values obtained by evaluating the original game v placed at the root node at unions of sets that correspond to independent groups. This argument follows from an induction argument. This together with the growth condition implies (i).

The quotient game property and efficiency imply that the game values $h^{(1)}$ and $h^{(2)}$ used in the two-step formulation both satisfy (EP). This implies that the sum of all children values equals to the value of the corresponding parent. Hence for any node $\nu \in \mathcal{T}$ summing the values over $S(\nu)$ gives the value $g^{(\nu)}$. This together with (i) implies (ii). \square

6 Examples

In this section, we consider examples that illustrate theoretical aspects discussed in Section 5.

6.1 Notation and algorithms

For the trained models, $TreeSHAP_i(\hat{f}, tree_path)$ and $TreeSHAP_i(\hat{f}, interv)$ stand for single feature explanations computed by the TreeSHAP method developed by Lundberg et al (2019) with the option “feature_perturbation” set to “tree_path_dependent” and “interventional”, respectively. According to the documentation of Lundberg (2018), the path dependent method utilizes the tree structure to compute explanations for one individual sample assuming weak independence of features and has the complexity $O(TL \log^2(L)R)$, where T is the number of trees and L is the number of leaves. The “interventional” method assumes the causal model for the data discussed in Janzing et al. (2019), which effectively leads to estimations of the marginal Shapley explanations $SHAP(X; \hat{f}, v^{ME})$, as outlined in Lundberg (2018); its complexity is $O(2^n)$ for one individual sample. We also use $TreeSHAP_S$ to denote the sum of explanations over the set of features $S \subset N = \{1, 2, \dots, n\}$. We also use the notation $v^{PDP} = v^{ME}$.

The TreeSHAP method is model specific; it allows only to compute the explanation of a tree based trained model. In our examples, however, we consider the explanations of both true and trained models. To that end, we implemented an algorithm that computes quotient Shapley values for the game v^{ME} which uses direct Shapley formula and approximates v^{ME} by the sum averaging over a background dataset. In the figures that follow $SHAP_j^{\mathcal{P}}(X, f, v^{PDP})$ stands for $\varphi_j[v^{\mathcal{P}, ME}]$ where \mathcal{P} is the predetermined partition of N . Given that the partition has m elements, the complexity of the algorithm is $O(n2^{m-1}r)$, where n is the number of features, m is the number of elements in \mathcal{P} and r is the number of samples in the background data set over which averaging is performed. The accuracy of this algorithm is determined by the law of large numbers and is $O(\sqrt{r})$ in L^2 sense. When the partition contains singletons, that is, $\mathcal{P} = \{\{1\}, \{2\}, \dots, \{n\}\}$ the algorithm produces the estimations of single feature Shapley values and in the figures we use the notation $SHAP_i(f, v^{ME})$ to denote the values $\varphi_i[v^{ME}]$. The algorithm is model agnostic and can be used for any model. The primary purpose of this algorithm is to be able to compute the quotient Shapley values for partitions with intracoalitional dependence property, so that the complexity is only determined by the number of the unions, not the number of features.

The conditional Shapley values rely on conditional expectation, which is computationally infeasible without sacrificing accuracy. For this reason, in our examples we compute conditional Shapley values for the true model f analytically and denote them in the figures as $SHAP_i(f, v^{CE})$. We remind the reader that according to Lemma 5.2 the quotient marginal and conditional games coincide when unions of predictors are independent in which case $SHAP_i(\hat{f}, v^{CE}) = SHAP_i(\hat{f}, v^{ME})$. This allows to obtain conditional coalitional SHAPs of each independent union using the numerical algorithm that computes marginal $SHAP_j^{\mathcal{P}}(X, \hat{f}, v^{ME})$. As in the main text, we use $SHAP_S$ in the figures to denote the sum of explanations over the set of features $S \subset N$.

6.2 Marginal versus conditional Shapley values

In this example we consider predictors $X = (X_1, X_2, X_3)$ such that (X_1, X_2) is independent of X_3 , with the distribution given by

$$\begin{aligned} X_1 &= \text{Unif}[-1, 1] \\ X_2 &= \sin(\pi X_1) + \epsilon_1, \quad \epsilon_1 = \mathcal{N}(0, 0.2) \\ X_3 &= \text{Unif}([-1, -0.75] \cup [0.75, 1]). \end{aligned} \tag{6.1}$$

The model for the output variable is assumed to be

$$Y = f(X_1, X_2, X_3) + \epsilon = 3X_2X_3 + \epsilon, \quad \epsilon = \text{Unif}[-0.05, 0.05]. \tag{M1}$$

By design the partition that forms coalitions by dependence is given by

$$\mathcal{P} = \{\{1, 2\}, \{3\}\} = \{S_1, S_2\}. \tag{6.2}$$

Note that in the true model f in (M1) the variable X_1 is a dummy variable (it is not explicitly used). For this reason, the marginal approach for explaining the true model will assign zero attribution to this variable. However, because of the dependence between X_1 and X_2 , any information we have of X_1 will indirectly impact the output of Y . The conditional approach will distribute the contribution of the pair (X_1, X_2) between them.

By construction, we have

$$\mathbb{E}[X_i] = 0 \quad \text{and} \quad PDP_i(X, f) = 0 \quad i \in \{1, 2, 3\}.$$

Computing the marginal Shapley values for the true model f we obtain

$$SHAP_1(X; f, v^{ME}) = 0, \quad SHAP_2(X; f, v^{ME}) = SHAP_3(X; f, v^{ME}) = \frac{3}{2}X_2X_3, \tag{6.3}$$

while the conditional Shapley are given by

$$\begin{aligned} SHAP_1(X; f, v^{CE}) &= \frac{1}{2} \sin(\pi X_1) X_3, \\ SHAP_2(X; f, v^{CE}) &= \frac{3}{2} X_2 X_3 - \sin(\pi X_1) X_3 \\ SHAP_3(X; f, v^{CE}) &= \frac{3}{2} X_2 X_3 + \frac{1}{2} \sin(\pi X_1) X_3. \end{aligned} \tag{6.4}$$

Using the grouping determined by the partition \mathcal{P} in (6.2), the sums of marginal Shapley explanations are given by

$$SHAP_{\{1,2\}}(X; f, v^{ME}) = SHAP_{\{3\}}(X; f, v^{ME}) = \frac{3}{2}X_2X_3 \tag{6.5}$$

and for the conditional Shapley we have

$$\begin{aligned} SHAP_{\{1,2\}}(X; f, v^{CE}) &= \frac{3}{2}X_2X_3 - \frac{1}{2}\sin(\pi X_1) \\ SHAP_{\{3\}}(X; f, v^{CE}) &= \frac{3}{2}X_2X_3 + \frac{1}{2}\sin(\pi X_1). \end{aligned} \tag{6.6}$$

Computing the coalitional Shapley explanations of the unions $S_1 = \{1, 2\}$ and $S_2 = \{3\}$, using the quotient games $v^{ME, \mathcal{P}}$ and $v^{CE, \mathcal{P}}$, we obtain

$$SHAP_1^{\mathcal{P}}(X; f, v^{ME}) = SHAP_2^{\mathcal{P}}(X; f, v^{ME}) = \frac{3}{2}X_2X_3. \tag{6.7}$$

We would like to point out that (6.5) and (6.6) differ, as the equality is only guaranteed by Proposition 5.1 when the model is additive across components of \mathcal{P} . This, however, is not the case for the model (M1).

On one hand the equality of quotient marginal and conditional group explanations in (6.7) is guaranteed by Lemma 5.2. On the other hand, observe that the sums of conditional Shapley values are not equal to the quotient game explanations (6.7). Meanwhile the true reason for the conditional sums of Shapley being different from the quotient game Shapley is the fact that the Shapley value viewed as the coalitional value fails to satisfy the quotient game property. Nevertheless, the additivity across the elements of the partition being a sufficient condition does not prevent the equality between the sums of marginal explanations in (6.5) and coalitional ones in (6.7); we will see in the example below that in general for the game v^{ME} the equality of the sums of Shapley and quotient game Shapley does not hold in general.

Experiment results. We train a regularized GBM regressor $\hat{Y} = \hat{f}(X)$ with 200 trees on a sample size of $n = 10000$ drawn from the model (M1) and then pick randomly 200 individuals to be explained.

Given the setup of the model (M1) the set of figures in Figure 3 displays the dependencies between predictors X_1 and X_2 and independence of (X_1, X_2) from X_3 . Figure 4 displays partial dependence plots for the trained model. Observe that the PDP explanations fail to properly capture any meaningful attribution of the map $x \rightarrow \hat{f}(x)$, which is mainly caused by the fact that the true model is non-additive.

As we discussed in Section 2 the marginal Shapley values for \hat{f} , similar to PDPs, explore the map $x \rightarrow \hat{f}(x)$ rather than the random variable $\hat{f}(X)$ and so consistency with the data is not expected. Figure 5 illustrates that the marginal Shapley values for the true model f are consistent with the formula $f(x) = x_2x_3$. In particular, the predictor X_1 clearly satisfies the Dummy axiom (Sundararajan and Najmi, 2019). Observe that by design the data can have multiple representations in view of dependencies, which can be given by

$$Y = (\alpha X_1 + (1 - \alpha X_2))X_3 + \alpha \epsilon_1 X_3 + \epsilon,$$

and hence a trained model can potentially have a representation $\hat{f}_\alpha(x) \approx (\alpha x_1 + (1 - \alpha x_2))x_3$. The marginal Shapley values of \hat{f} in Figure 5 inform us that the trained model approximates the true model as a map, that is,

$$\hat{f}(x) \approx f(x) = x_2x_3.$$

In principle, it is easy to construct examples where the above approximation does not hold. For instance, if an ML algorithm is designed to sense dependencies and can take them into account during training then \hat{f} in general will have a different representation from the true model. In this example, reducing the noise ϵ_1 will change the trained model to approximately $\approx \frac{1}{2}(X_1 + X_2)X_3$, which would lead to marginal and conditional Shapley values for the true model to coincide.

Recall that Proposition A.1 shows that the conditional Shapley operator Φ_i is a linear bounded operator with unit norm and hence conditional Shapley values

$$\|\Phi_i[f(X)] - \Phi_i[\hat{f}(X)]\|_{L^2} \leq \|f(X) - \hat{f}(X)\|_{L^2}. \quad (6.8)$$

Thus as long as the trained model as a random variable approximates the true model random variable $f(X)$ the conditional Shapley will be approximately equal and hence the representation of the trained model does not matter. In this example, we have the relative expected error

$$\|f(X)\|_{L^2} \approx 1.94, \quad \|f(X) - \hat{f}(X)\|_{L^2} \approx 0.06, \quad \|SHAP(X, f, v_{CE})\|_{L^2} \approx (0.31, 0.41, 1.28).$$

Thus, using (6.8) we obtain an upper estimate of the relative difference between the conditional Shapley for the true and train models are

$$\frac{\|SHAP_i(X, f, v_{CE}) - SHAP_i(X, \hat{f}, v_{CE})\|_{L^2}}{\|SHAP_i(X, f, v_{CE})\|_{L^2}} \lesssim (0.19, 0.14, 0.046)$$

and thus the conditional Shapley for f displayed in Figure 6 provide an accurate interpretation of the conditional Shapley values for \hat{f} .

Meanwhile comparing with TreeSHAP values computed using tree path dependent method we have

$$\frac{\|SHAP_i(X, f, v_{CE}) - TreeSHAP_i(X, f, tree_path)\|_{L^2}}{\|SHAP_i(X, f, v_{CE})\|_{L^2}} \approx (0.93, 1.47, 0.25)$$

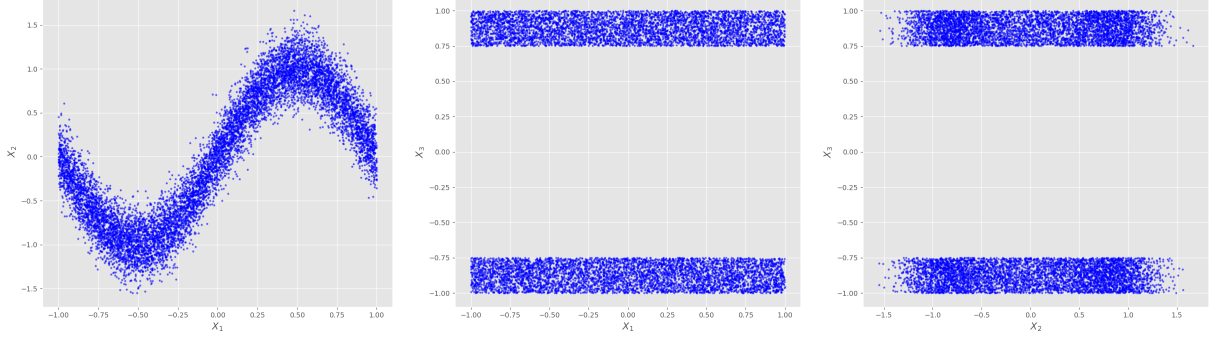


Figure 3: Predictors relationships in (M1).

Furthermore, we have

$$\|TreeSHAP_i(X, \hat{f}, v^{ME}) - TreeSHAP_i(X, \hat{f}, tree_path)\| \approx (0.013, 0.03, 0.03)$$

The above indicates that TreeSHAP explanations are much closer to marginal Shapley values for \hat{f} rather than to conditional ones.

In the figures that follow we plot the explanations for the group predictors (X_1, X_2) while we omit the predictor X_3 as the set $\{3\}$ is a singleton. Figure 7 illustrates that even when grouping, PDP fails to capture the proper attributions of the group predictor (X_1, X_2) for the model $\hat{f}(x)$; this stems from the fact that the model is non-additive (see Proposition 5.1).

Figure 8 compares the sums of the marginal TreeSHAP values over the set $S_1 = \{1, 2\}$ with the coalitional explanations $SHAP^{\mathcal{P}}(\hat{f}, v^{ME})$, which in view of the independence of the elements of \mathcal{P} , coincides with $SHAP^{\mathcal{P}}(\hat{f}, v^{ME})$. This figure also displays the sums of the conditional SHAPs for the true model rather than the trained one, because it is infeasible to compute these values numerically. This numerical experiment figure illustrates that the sums of marginal explanations (each of which is consistent with the model \hat{f}) are consistent with data as well. The realizations of X_1 have the direct impact on the realization of X_2 , which in turn clearly affects the realizations of $f(X)$. We also should point out that the quotient marginal SHAPs for $S_1 = \{1, 2\}$ being equal to the conditional ones are independent of the representation of the trained model.

Figure 9 illustrates the fact that the Shapley value fails to satisfy the quotient game property, which results in the sums of marginal and conditional Shapley for the true model to be different, while Lemma 5.2 guarantees the equality for the two games. This figure also illustrates that the failure to satisfy the quotient game property allows for the sums of conditional Shapley to differ from the coalitional (quotient) conditional Shapley explanations, while the equality holds for the marginal ones. As we will see in Section 6.4 the sums of the Shapley values for the marginal game will also differ from the corresponding quotient game value.

6.3 Models with latent predictors

Consider the model

$$Y = 2X_1X_2 + X_3 + \epsilon = f(X) + \epsilon \quad (M2)$$

where

$$\begin{aligned} X_1 &= \cos(\theta) + \epsilon_1, \quad X_2 = \sin(\theta) + \epsilon_2, \quad X_3 \sim N(0, 0.1^2), \\ \theta &\sim Unif(0, 2\pi), \quad \epsilon_1, \epsilon_2 \sim N(0, 0.1^2), \quad \epsilon \sim N(0, 0.05^2), \end{aligned}$$

with $\theta, \epsilon_1, \epsilon_2, \epsilon$ independent.

By design, the partition \mathcal{P} that forms coalitions by dependencies is given by

$$\mathcal{P} = \{\{1, 2\}, \{3\}\}, \quad S_1 = \{1, 2\}, \quad S_2 = \{3\}. \quad (6.9)$$

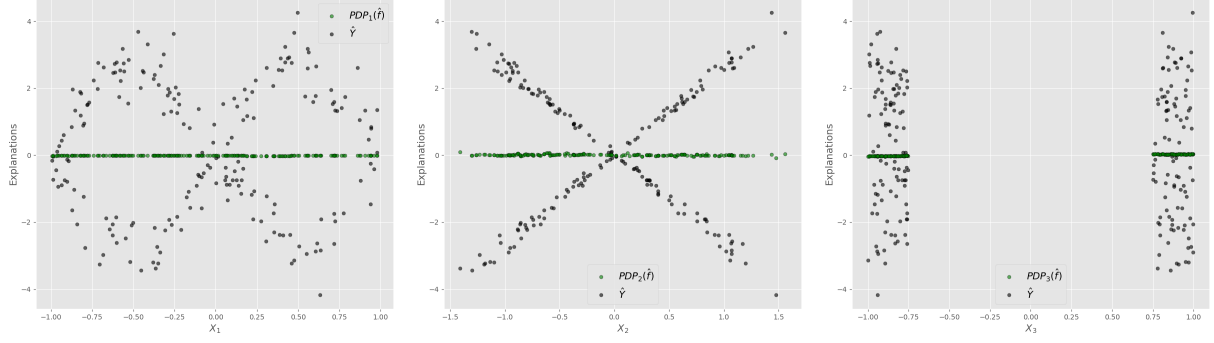


Figure 4: Partial dependence plots for the model (M1).

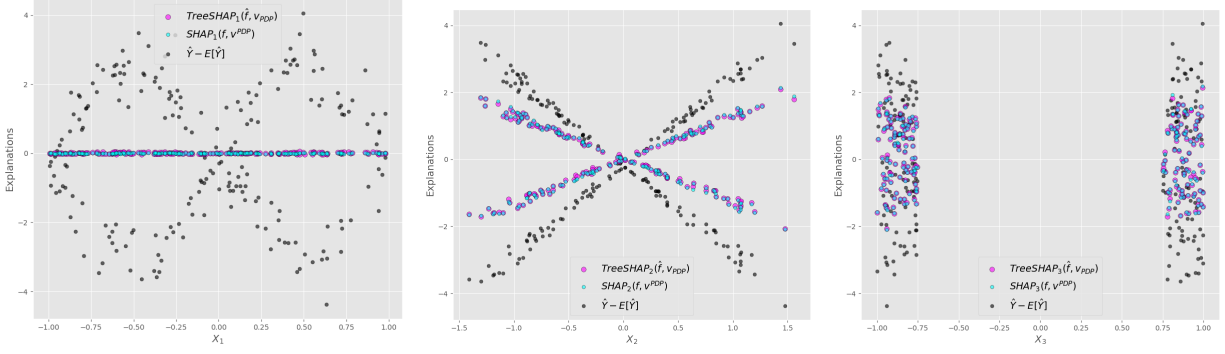


Figure 5: Marginal SHAPs for model (M1).

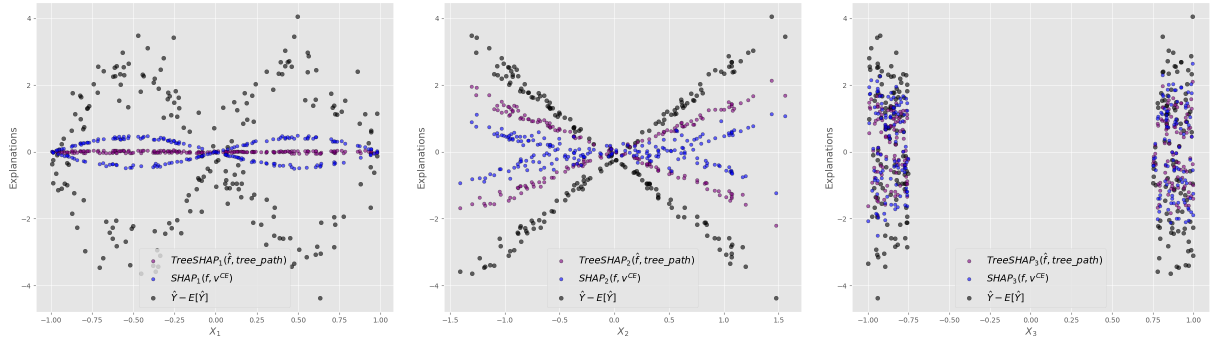


Figure 6: Conditional SHAPs and tree path dependent TreeSHAPs for (M1).

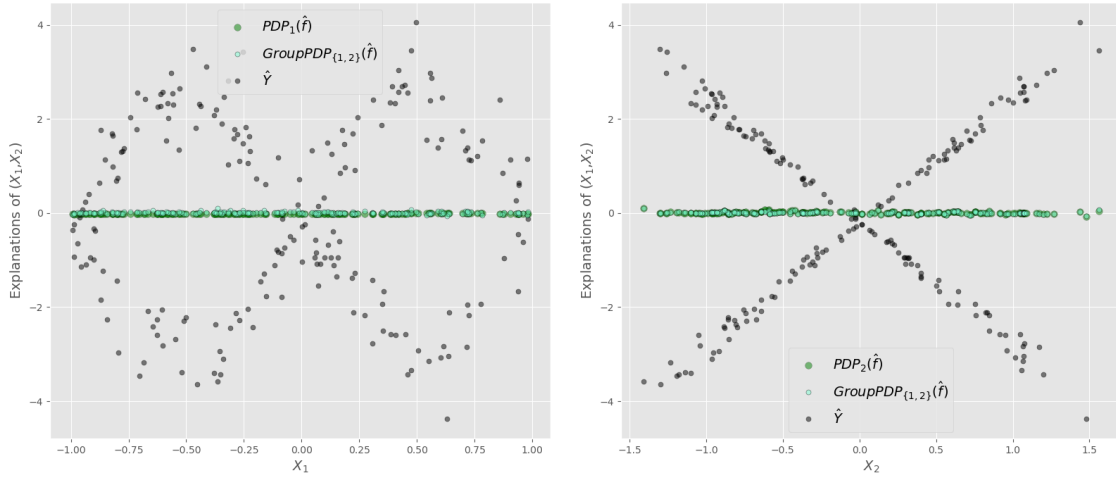


Figure 7: Group PDPs for the model (M1).

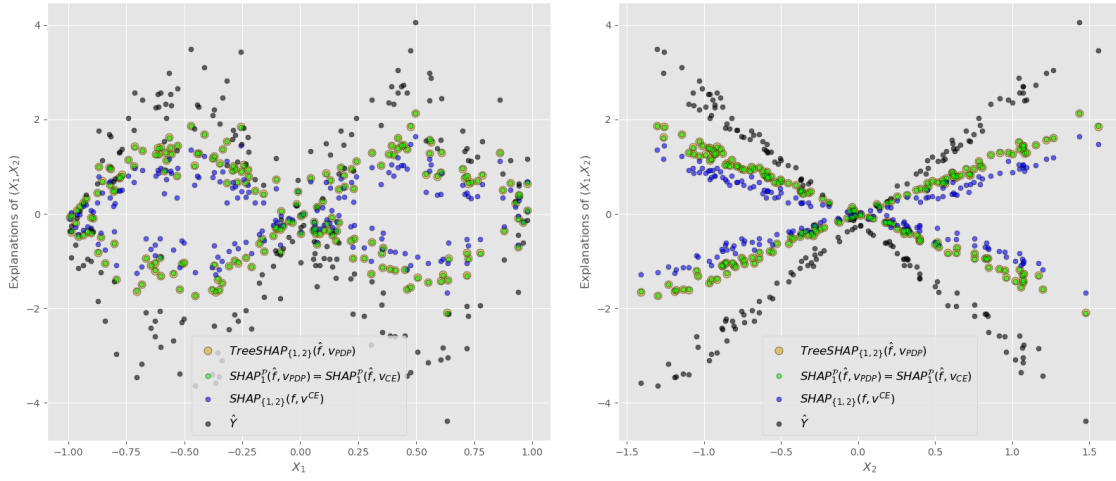


Figure 8: Sums of SHAPs and quotient SHAPs for model (M1).

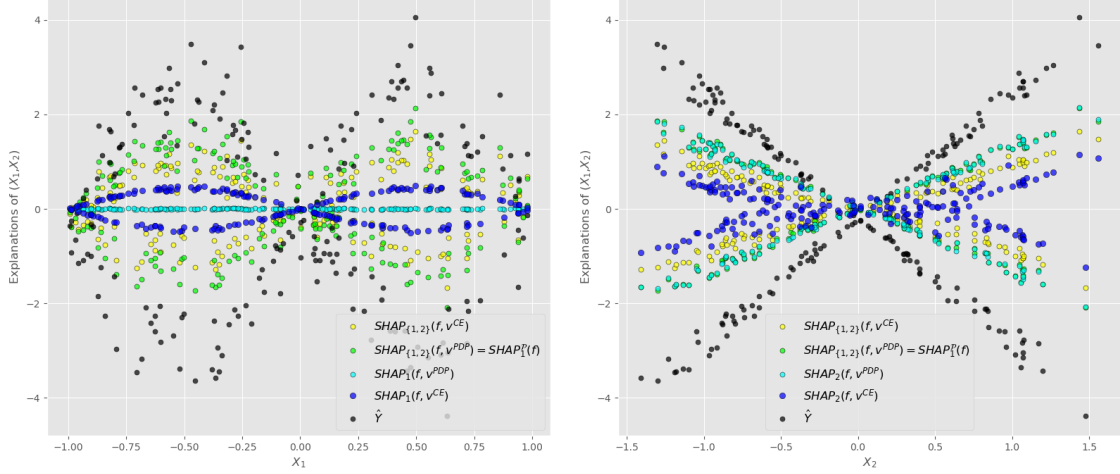


Figure 9: Sums and quotient conditional SHAPs for (M1).

Since f is additive across the elements of \mathcal{P} , we can employ Proposition 5.1 that allows one to reduce a three-player game to a sum of two games, one of which is a two-player game and the other is a one-player game, by considering the decomposition $f(X_1, X_2, X_3) = f_1(X_1, X_2) + f_3(X_3)$, with $f_1(X_1, X_2) = 2X_1X_2$ and $f_2(X_3) = X_3$. This produces the following marginal and conditional explanations

$$SHAP_1(X; f, v) = SHAP_2(X; f, v) = X_1X_2 \quad SHAP_3(X; f, v) = X_3, \quad v \in \{v^{CE}, v^{ME}\} \quad (6.10)$$

where we used the fact that $\mathbb{E}[X_2|X_1] = \mathbb{E}[X_1|X_2] = \mathbb{E}[X_i] = \mathbb{E}[X_1X_2] = 0$.

Using the grouping determined by the partition (6.9) and employing (6.10), we obtain the corresponding summed up explanations

$$SHAP_{\{1,2\}}(X; f, v) = 2X_1X_2, \quad SHAP_{\{3\}}(X; f, v) = X_3, \quad v \in \{v^{CE}, v^{ME}\}. \quad (6.11)$$

It follows from Lemma 5.2 that the coalitional Shapley explanations of the unions $S_1 = \{1, 2\}$ and $S_2 = \{3\}$, in view of the additivity of the model f across the elements of the partition, coincide with the sums of Shapley explanations:

$$SHAP_1^{\mathcal{P}}(X; f, v) = SHAP_2^{\mathcal{P}}(X; f, v) = X_1X_2, \quad SHAP_3^{\mathcal{P}}(X; f, v) = X_3, \quad v \in \{v^{CE}, v^{ME}\}. \quad (6.12)$$

Experiment results. We train a regularized GBM regressor $\hat{Y} = \hat{f}(X)$ with 200 trees on a sample size of $n = 10000$ drawn from the model (M2) and then pick randomly 200 individuals to be explained.

Given the setup of the model (M2) the set of figures in Figure 10 displays the dependencies between predictors X_1 and X_2 and independence of (X_1, X_2) from X_3 . Figure 11 displays partial dependence plots for the trained model. As in the example above the PDP explanations fail to capture any meaningful attribution of $\hat{f}(x)$ since by construction the symmetry in predictors causes marginal expectations to vanish.

Observe that the output variable can be represented in terms of the latent variable θ and X_3 as follows

$$Y = \mathbb{E}[Y|\theta, X_3] + \tilde{\epsilon} = \sin(2\theta) + X_3 + \tilde{\epsilon} = \tilde{f}(\theta, X_3) + \tilde{\epsilon}. \quad (6.13)$$

From (M2) it follows that the information from the latent variable is split between the dependent predictors X_1 and X_2 . As a consequence, the explanation (both marginal and conditional) of the latent variable θ is split between the two predictors equally (see Figure 12), which is to be expected in view of the relationship between X_1 and X_2 .

Note that by (6.10) the conditional and marginal explanations for the true model are equal. Similarly, Figure 12 establishes that the conditional and marginal explanations for the trained model are also similar;

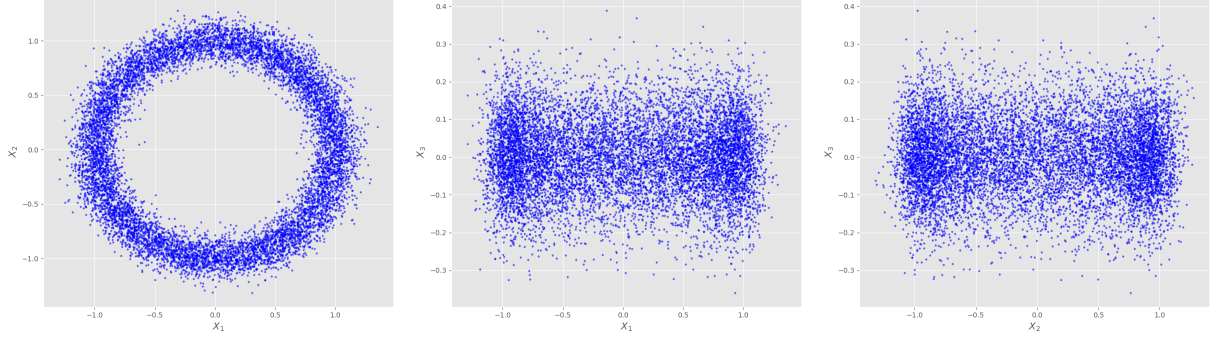


Figure 10: Predictors relationships in (M2).

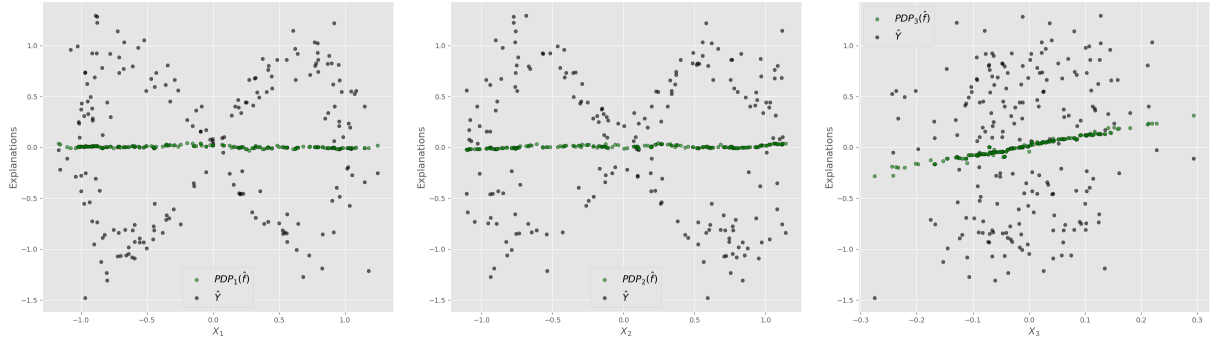


Figure 11: Partial dependence plots for the model (M3).

this conclusion is a direct consequence of Proposition A.1, which establishes that the conditional Shapley explanations for the trained model serve as good approximates of those for the true model and vice versa.

In Figure 13 we plot the explanations for the group predictor (X_1, X_2) and again we omit the predictor X_3 as the set $\{3\}$ is a singleton. Figure (13) displays coalitional explanations of the union of (X_1, X_2) versus each predictor, which in turn are simply the explanations of the latent variable θ . As a consequence, the grouping in this case, restores the split explanations.

6.4 Marginal sums and coalitional explanations

In this example we consider the model

$$Y = \prod_{i=1}^4 f_i(X_i) + \epsilon = f(X) + \epsilon \quad (\text{M3})$$

where

$$\begin{aligned} f_1(X_1) &= \text{logistic}(2X_1), & f_2(X) &= \text{sgn}(X_2)\sqrt{|X_2|}, \\ f_3(X_3) &= \sin(X_3), & f_4(X_4) &= \text{logistic}(5X_4). \end{aligned} \quad (6.14)$$

and predictors satisfy

$$\begin{aligned} (X_1, X_2) &\sim \mathcal{N}((1, 1), \Sigma_1), & \Sigma_1 &= \begin{bmatrix} 26 & -10 \\ -10 & 26 \end{bmatrix} \\ (X_3, X_4) &\sim \mathcal{N}((1, 1), \Sigma_2), & \Sigma_2 &= \begin{bmatrix} 10 & 6 \\ 6 & 10 \end{bmatrix} \end{aligned} \quad (6.15)$$

with $\epsilon \sim \mathcal{N}(0, 0.1^2)$.

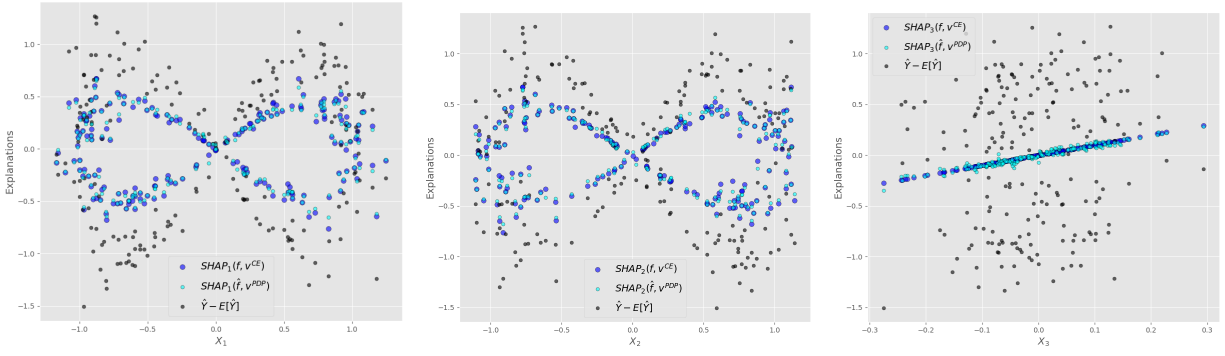


Figure 12: Marginal and conditional SHAPs for the model (M2).

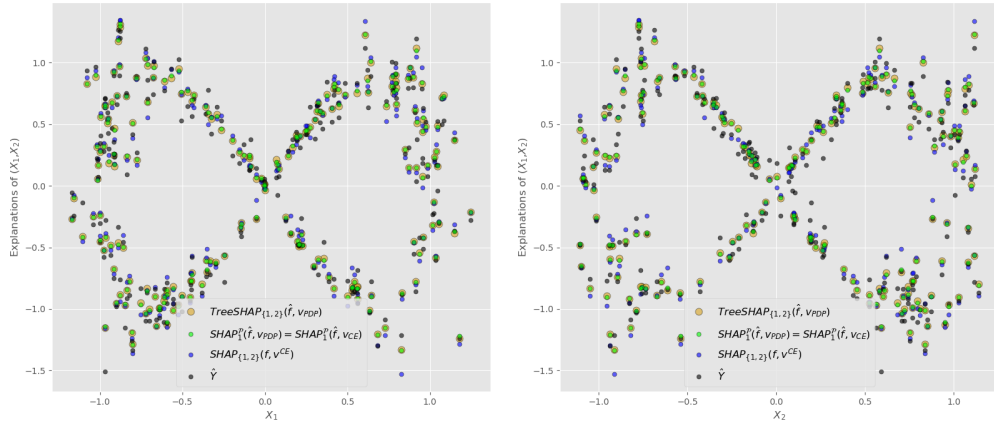


Figure 13: Sums of SHAPs and coalitional SHAPs for model (M2).

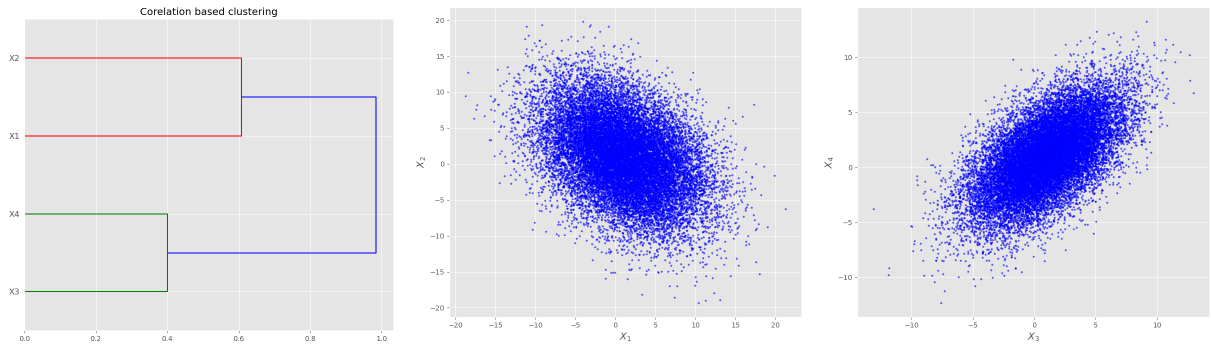


Figure 14: Predictors relationships in (M3).

By design, the partition \mathcal{P} that forms coalitions by dependencies is given by

$$\mathcal{P} = \{\{1, 2\}, \{3, 4\}\}, \quad S_1 = \{1, 2\}, \quad S_2 = \{3, 4\}. \quad (6.16)$$

In this example we will compare attributions obtained for each of the two unions S_1 and S_2 using the sums of explanations and the coalitional explanations for the true model with the focus on the marginal game v^{ME} . Recall that in the example of Section 6.2, the sums of conditional Shapley explanations were different from the conditional coalitional Shapley explanations, while for the marginal ones the equality held. We will demonstrate that the equality breaks down for the marginal game as well.

Recall, that the Owen values summed up over any given element of \mathcal{P} must (theoretically) equal the Shapley value of that element for the corresponding quotient game as discussed in Lemma 5.4. This motivates us to compare, the coalitional explanations of the trained model for the the marginal game computed via our algorithm that utilizes the direct Shapley formula with the sums of Owen values over each element of \mathcal{P} provided by the TreeSHAP algorithm.

In this example we will avoid cumbersome computations of single features explanations due to the complexity of the model. Thus, we will restrict ourselves only to numerical computations. Given a large enough background data set used in the computations of marginal expectations the numerical values will have reasonable accuracy.

Since the partition \mathcal{P} has only two elements, a straightforward computation of the coalitional Shapley explanations of the unions $S_1 = \{1, 2\}$ and $S_2 = \{3, 4\}$ for the true model yields

$$\begin{aligned} SHAP_1(X; f, v^{\mathcal{P}}) &= \sum_{j \in S_1} Ow_j(X; f, v, \mathcal{P}) \\ &= \frac{1}{2} (f_1(X_1)f_2(X_2)\mathbb{E}[f_3(X_3)f_4(X_4)] - \mathbb{E}[f] + f(X) - f_3(X_3)f_4(X_4)\mathbb{E}[f_1(X_1)f_2(X_2)]) \\ SHAP_2(X; f, v^{\mathcal{P}}) &= \sum_{j \in S_2} Ow_j(X; f, v, \mathcal{P}) \\ &= \frac{1}{2} (\mathbb{E}[f_1(X_1)f_2(X_2)]f_3(X_3)f_4(X_4) - \mathbb{E}[f] + f(X) - f_1(X_1)f_2(X_2)\mathbb{E}[f_3(X_3)f_4(X_4)]) \end{aligned} \quad (6.17)$$

for $v \in \{v^{CE}, v^{ME}\}$, where

$$\mathbb{E}[f_1(X_1)f_2(X_2)] \approx -0.069, \quad \mathbb{E}[f_3(X_3)f_4(X_4)] \approx 0.012, \quad \mathbb{E}[f(X)] \approx -0.0008053.$$

Experiment results. We train a regularized GBM regressor $\hat{Y} = \hat{f}(X)$ with 200 trees on a sample size of $n = 20000$ drawn from the model (M3) and then pick randomly 4000 individuals to be explained.

Given the setup of the model (M3) the set of figures in Figure 14 display the dependencies between predictors X_1 and X_2 , and also the ones between X_3 and X_4 . By (6.15) the relationships in the pairs (X_1, X_2) and (X_3, X_4) are linear and are described by the covariance matrices Σ_1 and Σ_2 , respectively.

Figure 15 displays the single feature explanations $SHAP_i(f, v^{ME})$ of the true model for each predictor X_i , which we compute using our own model agnostic algorithm. These explanations that capture various interactions in the true model are then used to construct the summed up explanations $SHAP_{\{1,2\}}(f, v^{ME})$ and $SHAP_{\{3,4\}}(f, v^{ME})$ (corresponding to the partition \mathcal{P}) which are displayed on Figure 16.

Figure 16 also displays the coalitional explanations $SHAP_j(f, v^{PDP, \mathcal{P}})$ for each S_j in 6.16. This figure provides the numerical evidence that these explanations obtained via a quotient game are drastically different from the summed up ones.

In the case of summed up attributions each term explains the impact of an individual feature. Summing up the attributions might be viewed as summing up marginal effects per feature without taking into account dependencies and interactions between predictors in the union X_{S_j} . In contrast, the coalitional explanations given the partition \mathcal{P} evaluate the attribution of the joint distribution X_{S_j} . As illustrated by Figure 16 the summed up attributions overestimate the contribution of each union compared to the coalitional explanations.

Figure 17 provides the comparison between the coalitional Shapley values obtained via the quotient game algorithm and the sums of Owen values obtained using exact TreeSHAP algorithm with Owen masking that utilizes the structure of the data encoded in the partition tree, obtained via hierarchical clustering (see Figure 14) based on correlation (which has the same topology as the partition tree based on MIC in view of the linear relationships in predictors). Figure 17 illustrates that there is no difference between the values obtained by the two values. We should point out that Owen values obtained by TreeSHAP are computed recursively using the partition tree. In view of the topology of the partition tree (having just one level of nested groups), the values are exactly $Ow_i(X; f, v^{ME}, \mathcal{P})$ with \mathcal{P} given by 6.16.

Remark 6.1. We need to point out that, if the partition tree induces several levels of nested partitions, the recursive Owen values computed by TreeSHAP will be given by the formula (5.17) with \mathcal{P} that corresponds to the first split of the tree and the game $v = v^{ME}$. We also note that at each iteration of the recursive Owen values the game used in Owen values calculations changes. Thus, TreeSHAP explanations with Owen masking depend fully on the (binary) partition tree and thus in general differ from the Owen values obtained by (5.17), which are 2-step values calculated for the fixed partition which in practice are obtained by thresholding the hierarchical clustering tree. For example, consider the model

$$Y = \prod_{i=1}^5 f_i(X_i) + \epsilon = f(X) + \epsilon \quad (\text{M4})$$

where

$$\begin{aligned} f_1(X_1) &= \text{logistic}(2X_1), & f_2(X) &= \text{sgn}(X_2)\sqrt{|X_2|}, & f_3(X_3) &= \cos(X_3) \\ f_4(X_4) &= \sin(X_4), & f_5(X_5) &= \text{logistic}(5X_5). \end{aligned} \quad (6.18)$$

with predictors for which the hierarchical clustering tree displayed in Figure 18 as the partition tree. For the partition $\mathcal{P} = \{\{1, 2, 3\}, \{4, 5\}\}$ obtained by the first split of the partition tree, the Owen values computed by TreeSHAP when summed up give Shapley values for the quotient game $v^{\mathcal{P}, PDP}$; see Figure 18. However, when the partition is chosen (according to the next split) $\mathcal{P} = \{\{1, 3\}, \{2\}, \{4, 5\}\}$ it can be seen that the sum of TreeSHAP explanations with Owen masking are no longer $Ow(X; f, v^{ME}, \mathcal{P})$ (see Figure 19). As the algorithm works recursively starting from the root of the partition tree, a new game is introduced every time a split in the tree occurs. Thus, the recursive Owen values are Owen values for the partition \mathcal{P} , but not for the game v^{ME} .

7 Conclusion

In this work, we investigate machine learning group explainers in the context of coalitional game values with the focus on the games based on the conditional and marginal explanations. In the presence of dependencies, the two games differ. The conditional game takes into account the joint distribution of the variables, while the marginal game highly depends on the structure of the model.

In this work we show that grouping features by dependencies and then constructing appropriate game-theoretical explainers allows us to unify the marginal and conditional group explanations. In particular, when groups of features are independent, the equality between the two types of explanations is achieved for the quotient game-based explainers and certain recursive explainers based on coalitional values. Grouping by dependencies allows us to reduce the dimensionality of the problem and consequently the computational complexity of generating explanations.

To increase the accuracy of dependency-based partitioning, we propose a variable hierarchical clustering technique that employs a state-of-the-art measure of dependence called the maximal information coefficient, a regularized version of mutual information. The information-theoretic approach used for grouping outperforms correlation-based measures of dependence, which greatly assists in the unification of the two explanation approaches.

The current methodology of forming unions considers dependencies among predictors in a pairwise setting. In the future this can be further improved by designing an appropriate information-theoretic dissimilarity

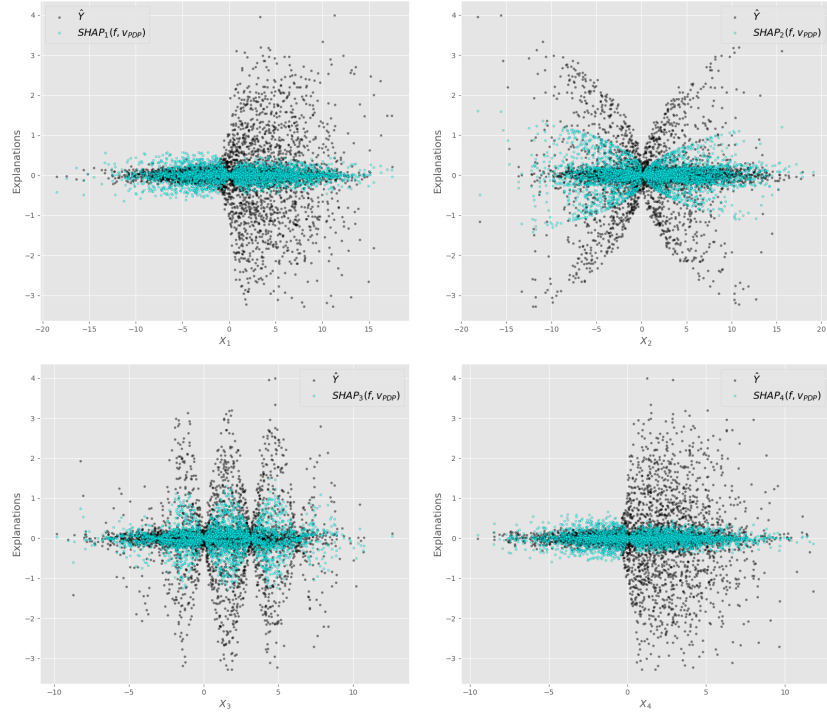


Figure 15: Single feature Shapley explanations of the true model (M3).

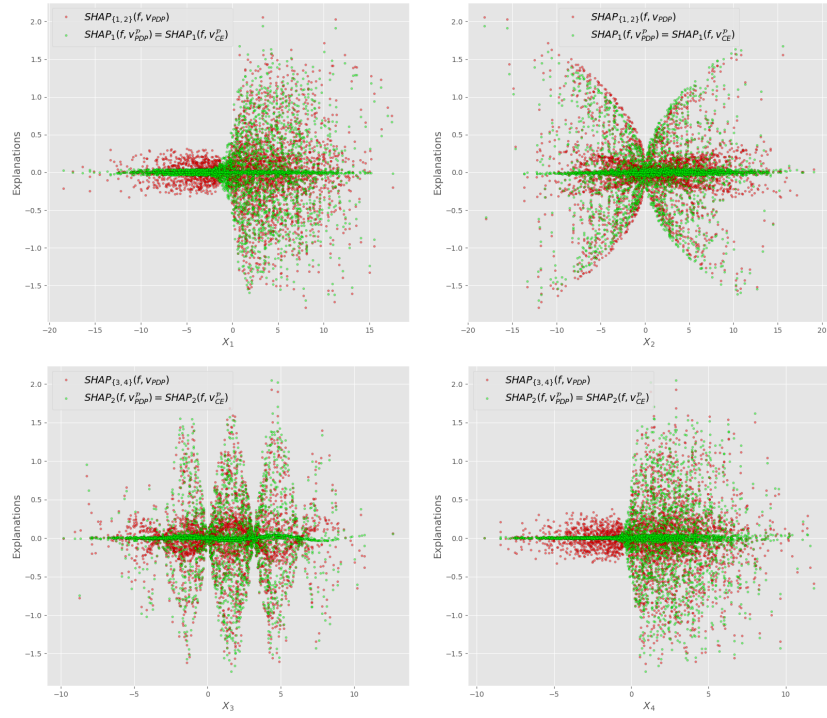


Figure 16: Marginal sums of SHAPs and coalitional SHAPs (M3).

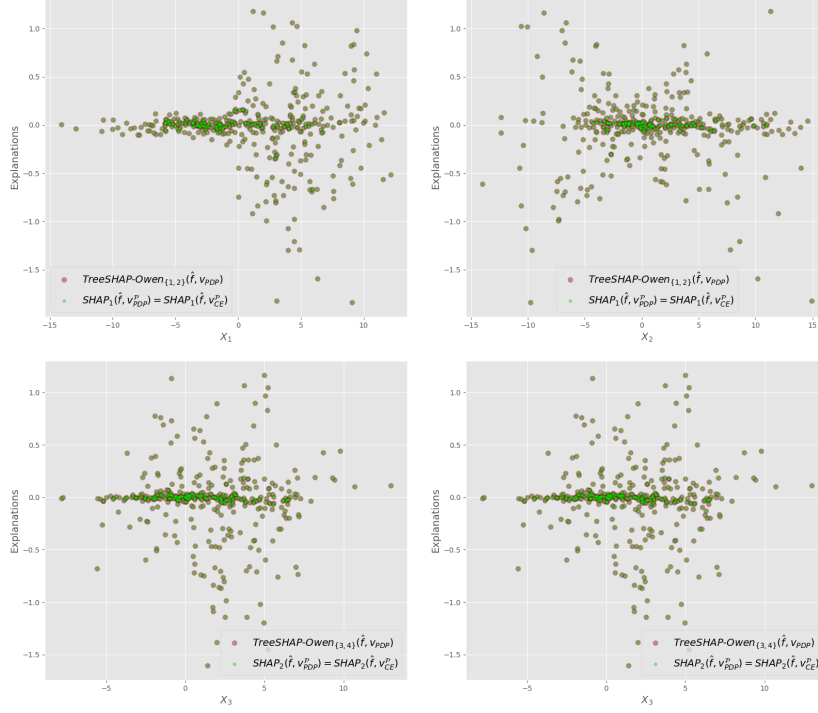


Figure 17: Coalitional SHAPs and Sums of Owen values by TreeSHAP for trained model (M3).

measure that incorporate more than just pairwise dependencies. Furthermore, in our future work we are interested in designing an algorithm that encapsulates the recursion scheme for an array of coalitional values with a two-step formulation and testing its computational efficiency.

Acknowledgment

The authors would like to thank Steve Dickerson (CAO, Decision Management at Discover Financial Services (DFS)) and Raghu Kulkarni (VP, Data Science at DFS) for formulation of the problem as well as helpful business and compliance insights. We also thank Patrick Haggerty (Director & Senior Counsel at DFS) and Kate Prochaska (Sr. Counsel & Director, Regulatory Policy at DFS) for their helpful comments relevant to regulatory issues that arise in the financial industry. We also would like to thank professors Markos Katsoulakis and professor Robin Young from the University of Massachusetts Amherst for their valuable comments and suggestions that aided us in writing this article.

Appendix

A On game values

A.1 Game value axioms

A cooperative game is a pair (N, v) defined by the finite set of players $N \subset \mathbb{N}$ (typically, $N = \{1, 2, \dots, n\}$) and a set function v defined on $S \subset N$, which satisfies $v(\emptyset) = 0$. A game value is a map $(N, v) \rightarrow h[N, v] = \{h_i[N, v]\}_{i \in N}$. A set $T \subset N$ is called a carrier of v if $v(S) = v(S \cap T)$ for all $S \subset N$.

We now list a set of useful game value properties:

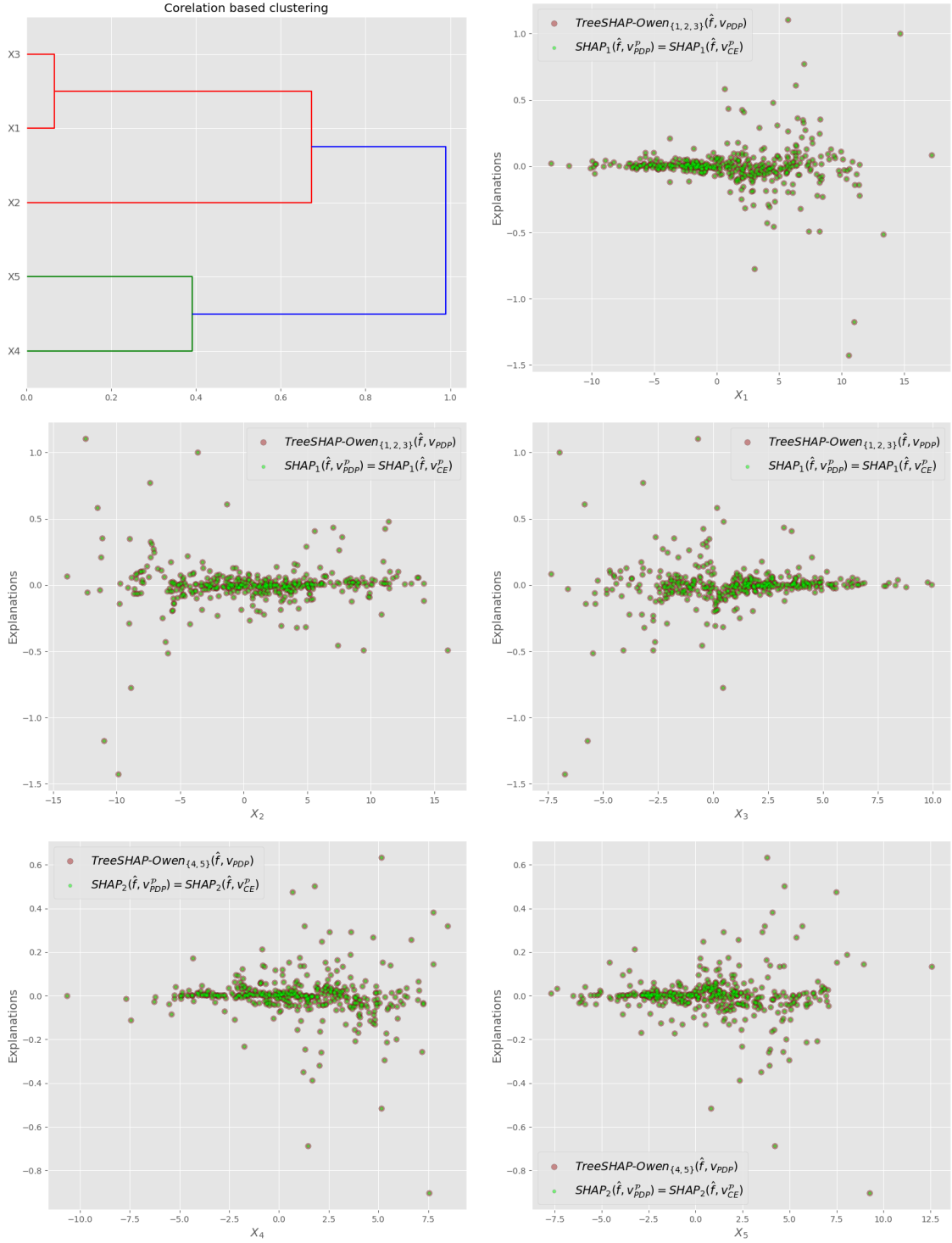


Figure 18: Explanations for model with 5 predictors with $\mathcal{P} = \{\{1, 2, 3\}, \{4, 5\}\}$.

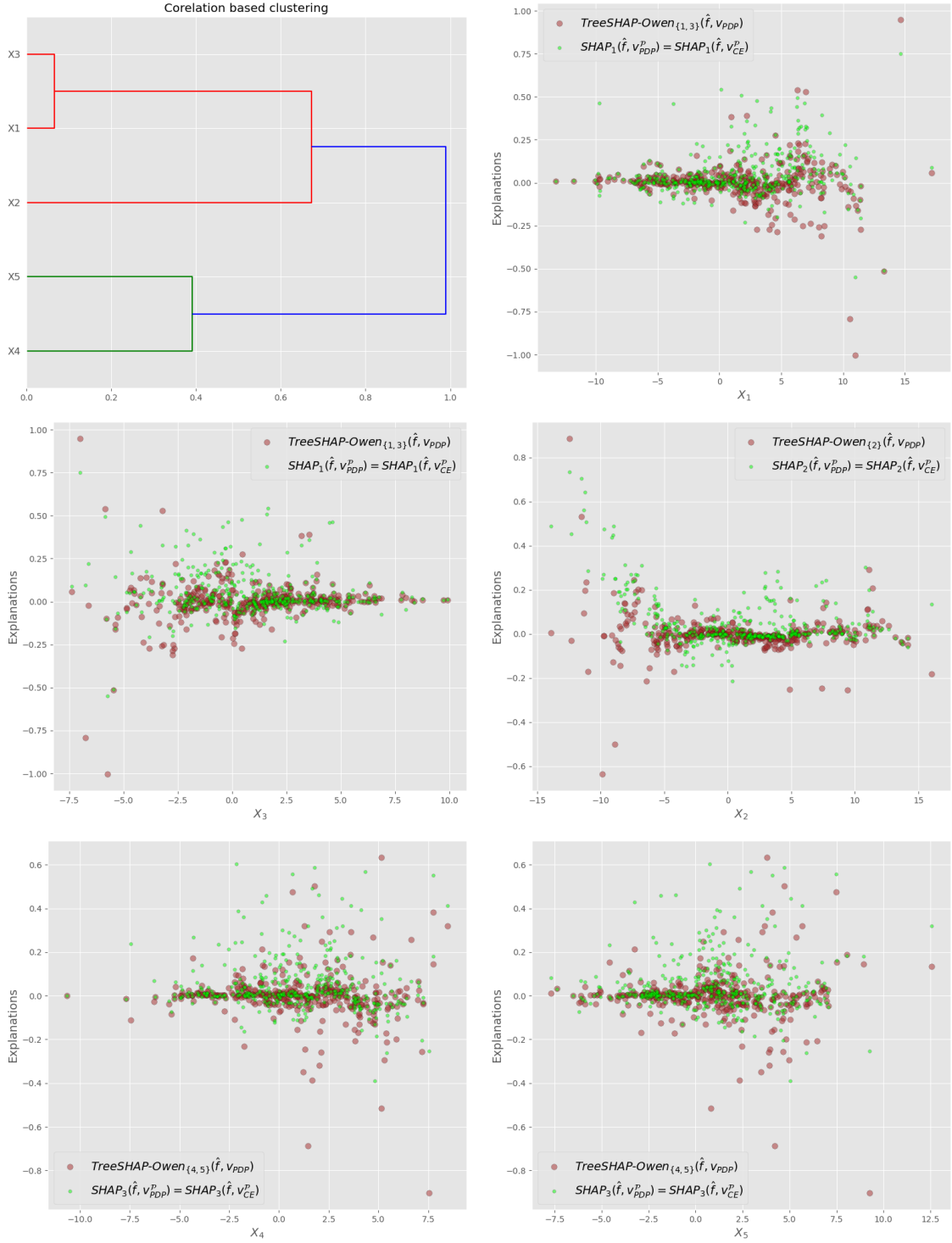


Figure 19: Explanations for model with 5 predictors with $\mathcal{P} = \{\{1, 3\}, \{2\}, \{4, 5\}\}$.

(LP) (linearity) For any cooperative games described by functions v, w , we have

$$h[av + w] = ah[v] + h[w], \quad a, b \in \mathbb{R}. \quad (\text{A.1})$$

(EP) (efficiency) The sum of the values equals the value of the game

$$\sum_{i \in N} h_i[v] = v(N). \quad (\text{A.2})$$

(SP) (symmetry) For any permutation π on N ,

$$h_{\pi(i)}[\pi v] = h_i[v]. \quad (\text{A.3})$$

(TPP) (total power)

$$\sum_{i=1}^n h_i[v] = \frac{1}{2^{n-1}} \sum_{i=1}^n \sum_{S \subset N \setminus \{i\}} [v(S \cup \{i\}) - v(S)] \quad (\text{A.4})$$

(NPP) (null player) A null player $i \in N$ is a player that adds no worth to the game v , which means

$$v(S \cup \{i\}) = v(S), \quad S \subseteq N \setminus \{i\}. \quad (\text{A.5})$$

We say that h satisfies null-player property if $h_i[v] = 0$ whenever $i \in N$ is a null player.

(CIP) (carrier independence) For any v with the carrier $T \subset N$,

$$h_i[N, v] = h_i[T, v], \quad i \in T. \quad (\text{A.6})$$

(TPG) (total payoff growth) There exists strictly increasing $g : \mathbb{R}_+ \times \mathbb{N} \rightarrow \mathbb{R}_+$ satisfying $g(0, n) = 0$ and $g(a, n) > 0$ for $a > 0$ such that for all games v with the carrier N

$$\sum_{i=1}^n |h_i[N, v]| \geq g(|v(N)|, |N|) \geq 0. \quad (\text{A.7})$$

A.2 Canonical representation of linear game values

Lemma A.1. *Let h be a linear game value and g a linear coalitional value. Then*

(i) *For each $N \subset \mathbb{N}$, there exist constants $\{\gamma(i, N, S)\}_{i \in N, S \subset N}$ such that*

$$h_i[N, v] = \sum_{S \subset N} \gamma(i, N, S) v(S). \quad (\text{A.8})$$

(ii) *For each $N \subset \mathbb{N}$ and a partition \mathcal{P} of N , there exist constants $\{\gamma(i, N, \mathcal{P}, S)\}_{i \in N, S \subset N}$ such that*

$$g_i[N, v, \mathcal{P}] = \sum_{S \subset N} \gamma(i, N, \mathcal{P}, S) v(S). \quad (\text{A.9})$$

Proof. For each non-empty set $S \subset N$ define the game $u_S(A) = \mathbb{1}_{\{S=A\}}(A)$, where $A \subset N$. Let also $u_\emptyset = 0$. Then $v = \sum_{S \subset N} v(S) u_S$ and hence by the linearity of h we obtain

$$h[N, v] = \sum_{S \subset N} h[N, u_S] v(S).$$

Setting $\gamma(i, N, S) = h_i[N, u_S]$, proves (i). The proof of (ii) is similar. \square

A.3 Properties of conditional and marginal game operators

Proposition A.1. *Let h , X and $(\Phi^{CE}, L^2(\mathbb{P}))$ be as in Definition 3.1. Then:*

- (i) Φ_i^{CE} is a bounded linear, self-adjoint operator, with $\|\Phi_i^{CE}\| \leq \sum_{S \subset N: i \in S} |w(S, n)|$.
- (ii) If X_i is independent of $X_{N \setminus \{i\}}$ and $w(S, n) \geq 0$, then there is an equality in (i).
- (iii) $\text{Ker}(\Phi^{CE}) = \{Z : Z = \text{const } \mathbb{P}\text{-a.s.}\}$ if the growth condition (A.7) holds.
- (iv) $\{Z : Z \perp X_i\} \subset \{Z : \mathbb{E}[Z|X_{S \cup \{i\}}] = \mathbb{E}[Z|X_S], S \subset N \setminus \{i\}\} \subset \text{Ker}(\Phi_i^{CE})$.
- (v) If h satisfies the efficiency property (A1), then $\sum_{i=0}^n \Phi_i^{CE} = I$, with $\Phi_0^{CE}[Z] := \mathbb{E}[Z]$.

Proof. The linearity of the operator is a consequence of the linearity of the expected value. To estimate the norm, observe that

$$\mathbb{E}(\mathbb{E}[Z|X_{S \cup \{i\}}] - \mathbb{E}[Z|X_S])^2 = \mathbb{E}(\mathbb{E}[Z|X_{S \cup \{i\}}] - \mathbb{E}[\mathbb{E}[Z|X_{S \cup \{i\}}]|X_S])^2 \leq \text{Var}(\mathbb{E}[Z|X_{S \cup \{i\}}]) \leq \|Z\|_{L^2(\mathbb{P})}.$$

Hence $\|\Phi_i^{CE}[Z]\|_{L^2(\mathbb{P})} \leq \sum_{S \subset N: i \in S} |w(S, n)| \|Z\|_{L^2(\mathbb{P})}$ which gives the estimate of the norm.

Next note that the operator Φ_i^{CE} can be expressed as

$$\Phi_i^{CE} = \sum_{S \subset N: i \in S} w(S, n) (P_S - P_{S \setminus \{i\}}), \quad (\text{A.10})$$

where P_S is the projection operator with values in $L^2(\Omega, \sigma(X_S), \mathbb{P})$ defined by $P_S[Z] = \mathbb{E}[Z|X_S]$. Since P_S and $I - P_S$ project on orthogonal spaces we have

$$\langle P_S[Z_1], Z_2 \rangle = \langle P_S[Z_1], P_S[Z_2] \rangle = \langle Z_1, P_S[Z_2] \rangle \quad \text{for all } Z_1, Z_2 \in L^2(\Omega, \mathcal{F}, \mathbb{P})$$

and hence using (A.10) we conclude that $\Phi_i^{CE} = \Phi_i^{CE*}$. This proves (i).

Suppose that $w(S, n) \geq 0$ for all $S \subset N$, and X_i is independent of $X_{N \setminus \{i\}}$. Then

$$\|\Phi_i^{CE}[X_i - \mathbb{E}[X_i]]\|_{L^2(\mathbb{P})} = \sum_{S \subset N: i \in S} w(S, n) \|X_i - \mathbb{E}[X_i]\|_{L^2(\mathbb{P})} \geq \|\Phi_i^{CE}\| \|X_i - \mathbb{E}[X_i]\|_{L^2(\mathbb{P})}$$

which implies (ii).

Suppose next (A.7) holds. Let $Z \in \text{Ker}(\Phi^{CE})$. Then by (A.7) we conclude that

$$0 = \sum_{i=1}^n \|\Phi_i^{CE}[Z - \mathbb{E}[Z]]\|_{L^2(\mathbb{P})} \geq g(|Z - \mathbb{E}[Z]|, |N|) \geq 0.$$

Since $g(a, n) = 0$ if and only if $a = 0$, we obtain $Z = \mathbb{E}[Z]$ \mathbb{P} -a.s. If, on the other hand, $Z = \text{const } \mathbb{P}$ -a.s. then $\Phi_i^{CE}[Z] = 0$ for $i \in N$. This establishes (iii).

If $Z \perp X_i$ implies that $\mathbb{E}[Z|X_{S \cup \{i\}}] = \mathbb{E}[Z|X_S]$ and hence $\Phi_i^{CE}[Z] = 0$, which proves (iv). The property (v) follows directly from the efficiency property. \square

Proposition A.2. *Let X , h , f , and $(\bar{\Phi}^{ME}, L^2(\tilde{P}_X))$ be as in Definition 3.2. Then:*

- (i) $\bar{\Phi}_i^{ME}$ is a bounded linear operator, with $\|\bar{\Phi}_i^{ME}\| \leq 2 \sum_{S \subset N: i \in S} |w(S, n)|$.
- (ii) If $w(S, n) \geq 0$ and X_i is independent of $X_{- \{i\}}$, then $\|\bar{\Phi}_i^{ME}\| \leq \sum_{S \subset N: i \in S} |w(S, n)|$.
- (iii) $\{f \in L^2(\tilde{P}_X) : f = \text{const } \tilde{P}_X\text{-a.s.}\} \subset \text{Ker}(\bar{\Phi}^{ME})$.
- (iv) if (A.7) holds, then $\text{Ker}(\bar{\Phi}^{ME}) \subset \{f \in L^2(\tilde{P}_X) : f = \text{const } P_X\text{-a.s.}\}$.

(v) If (A.7) holds and $\tilde{P}_X \ll P_X$, $\text{Ker}(\bar{\Phi}^{ME}) = \{f \in L^2(\tilde{P}_X) : f = \text{const } \tilde{P}_X\text{-a.s.}\}$.

(vi) If $f(x) = f(x_{N \setminus \{i\}})$ for some $i \in N$, then i is a null-player for $v^{ME}(\cdot; X, f)$.

(vii) $\{f \in L^2(\tilde{P}_X) : f(x) = f(x_{N \setminus \{i\}})\} \subset \text{Ker}(\bar{\Phi}_i^{ME})$.

(viii) If h satisfies the efficiency property, then $\sum_{i=0}^n \bar{\Phi}_i^{ME} = I$, with $\bar{\Phi}_0^{ME}[f] := \mathbb{E}[f(X)]$.

Proof. Let $\bar{f}_S(x_S) = \mathbb{E}[f(x_S, X_{-S})]$. Then $\|\bar{f}_S(X_S)\|_{L^2(\mathbb{P})} \leq \|f\|_{L^2(\tilde{P}_X)}$. Hence

$$\|\bar{\Phi}^{ME}[f]\|_{L^2(\mathbb{P})} \leq \sum_{S \subset N: i \in S} |w(S, n)| \|\bar{f}_S(X_S) - \bar{f}_{S \setminus \{i\}}(X_{S \setminus \{i\}})\|_{L^2(\mathbb{P})} \leq 2 \sum_{S \subset N: i \in S} 2|w(S, n)| \|f\|_{L^2(\tilde{P}_X)}$$

which establishes (i).

Suppose X_i is independent of $X_{-\{i\}}$ and $w(S, n) \geq 0$. Take any $S \subset N \setminus \{i\}$. Let us write $N = \{i\} \cup S \cup C$. Let us also write $f(x) = f(x_i, x_S, x_C)$ where we ignore the variable ordering to simplify the notation. Then for any $S \subset N \setminus \{i\}$

$$\begin{aligned} & \mathbb{E}[\bar{f}_{S \cup \{i\}}(X_{S \cup \{i\}}) - \bar{f}_S(X_S)]^2 \\ &= \int (\bar{f}_{S \cup \{i\}}(x_{S \cup \{i\}}) - \bar{f}_S(x_S))^2 P_{X_i} \otimes P_{X_S}(dx_i, dx_S) \\ &\leq \int \left[f(x_i, x_S, x_C) - \int f(x_i, x_S, x_C) P_{X_i}(dx_i) \right]^2 P_{X_i} \otimes P_{X_C} \otimes P_{X_C}(dx_i, dx_S, dx_C) \\ &\leq \int |f(x_i, x_S, x_C)|^2 P_{X_i} \otimes P_{X_S} \otimes P_{X_C}(dx_i, dx_S, dx_C) \end{aligned}$$

and hence $\|\bar{\Phi}_i^{ME}\| \leq \sum_{S \subset N: i \in S} w(S, n)$, which proves (ii).

Suppose $f = c$ \tilde{P}_X -a.s. for some constant $c \in \mathbb{R}$. Let $f_*(x) = c$ for each $x \in \mathbb{R}^n$. Note that for any $S \subset N$, including $S = \emptyset$, we have

$$v^{ME}(S \cup \{i\}; X, f_*) - v^{ME}(S; X, f_*) = 0 \quad \mathbb{P}\text{-a.s.}$$

and from (3.1) it follows that $\bar{\Phi}^{ME}[f_*] = 0 \in L^2(\mathbb{P})$.

Note that $f = f_*$ \tilde{P}_X -a.s. and hence, using (i), we conclude that

$$\|\bar{\Phi}^{ME}[f] - \bar{\Phi}^{ME}[f_*]\|_{L^2(\mathbb{P})} = \|\bar{\Phi}^{ME}[f - f_*]\| \leq C\|f - f_*\|_{L^2(\tilde{P}_X)} = 0$$

which implies $\bar{\Phi}^{ME}[f] = 0 \in L^2(\mathbb{P})$ and establishes (iii).

Suppose that $f \in \text{Ker}(\bar{\Phi}^{ME})$ and (A.7) holds. Then

$$0 = \sum_{i=1}^n \|\bar{\Phi}_i^{ME}[f - \mathbb{E}[f(X)]]\| \geq g(|f(X) - \mathbb{E}[f(X)]|, n) \geq 0$$

and hence $f = \mathbb{E}[f(X)]$ P_X -a.s., which proves (iv).

Suppose that $\tilde{P}_X \ll P_X$ and (A.7) holds. Then for any constant $c \in \mathbb{R}$, $f = c$ P_X -a.s. implies $f = c$ \tilde{P}_X -a.s. and hence, using (iii) and (iv), we obtain (v).

Next, if $f(x) = f(x_{N \setminus \{i\}})$ then $\bar{f}_{S \cup \{i\}}(X_{S \cup \{i\}}) = \bar{f}_S(X_S)$ and hence $\bar{\Phi}_i^{ME}[f] = 0 \in L^2(\mathbb{P})$, which gives (vi) and (vii). The property (viii) follows directly from the efficiency property. \square

A.3.1 Proof of Proposition 3.1

Proof. Suppose $\tilde{P}_X \ll P_X$. Let f be any \tilde{P}_X -integrable function such that $\int |f| \tilde{P}_X(dx) = 0$. Then $f = 0$ \tilde{P}_X -a.s. and hence, by the absolute continuity assumption, $f = 0$ P_X -a.s., which implies that $\int |f| P_X(dx) = 0$.

Next, take any $[f] \in H_X$. Let $f_1, f_2 \in [f]$ be two representatives. Then $\int |f_1 - f_2|^2 P_X(dx) = 0$ and hence by above $\int |f_1 - f_2|^2 \tilde{P}_X(dx) = 0$. Then, since $(\bar{\Phi}^{ME}, L^2(\tilde{P}_X))$ is well-defined and bounded, we conclude that

$$h[v^{ME}(\cdot; X, f_1)] = h[v^{ME}(\cdot; X, f_2)] \quad \mathbb{P}\text{-a.s.}$$

which means that $(\bar{\Phi}^{ME}, H_X)$ acting via the formula (3.6) is well-defined. This proves (i).

By construction any \tilde{P}_X -measurable set is also P_X -measurable. Suppose now that \tilde{P}_X is not absolutely continuous with respect to P_X . Then there exists \tilde{P}_X -measurable set A such that $\tilde{P}_X(A) > 0$ and $P_X(A) = 0$. Take any $[f] \in H_X$. Let $f_1 = f$ and $f_2 = f + \mathbb{1}_A$. Note $\int |f_1 - f_2| P_X(dx) = P_X(A) = 0$ and hence $f_1, f_2 \in [f]$ in H_X . Furthermore, $\int |f_1 - f_2|^2 \tilde{P}_X(x) = \tilde{P}_X(A) > 0$ and hence f_1, f_2 correspond to two different elements of $L^2(\tilde{P}_X)$.

Consequently, for $(\bar{\Phi}^{ME}, H_X)$ to be well-defined, it is both necessary and sufficient that for each $[f] \in H_X$ and any two representatives $f_1, f_2 \in [f]$

$$h[v^{ME}(\cdot; X, f_1)] = h[v^{ME}(\cdot; X, f_2)] \quad \mathbb{P}\text{-a.s.},$$

which holds if and only if $\{f \in L^2(\tilde{P}_X) : \|f\|_{L^2(P_X)} = 0\} \subset \text{Ker}(\bar{\Phi}^{ME}, L^2(\tilde{P}_X))$. This proves (ii).

Next, suppose (BC) holds for some distinct $i, j \in N$. Let $w(S, n)$ be the weights in (3.1). Define

$$w_{\{i\}} = \sum_{S \subset N: i \in S, j \notin S} w(S, n), \quad w_{\{j\}} = \sum_{S \subset N: j \in S, i \notin S} w(S, n), \quad w_{\{i, j\}} = \sum_{S \subset N: i, j \in S} w(S, n). \quad (\text{A.11})$$

Let us assume that

$$\underline{w}_{i, j} = \min\{|w_{\{i\}}|, |w_{\{j\}}|, |w_{\{i, j\}}|\} > 0, \quad (\text{A.12})$$

which holds true if $w(S, n) > 0$ for each nonempty $S \subset N$.

First, consider a special case $n = 2$. In that case, we have $i = 1, j = 2$. Let $R = A \times B \subset \mathbb{R}^2$ where A, B are Borel sets. Denote $f_R = \mathbb{1}_R(x_1, x_2) = \mathbb{1}_A(x_1)\mathbb{1}_B(x_2)$. Then by (3.1) for $i = 1$ we obtain

$$\begin{aligned} \bar{\Phi}_1^{ME}[f_R] &= h_1[v^{ME}(\cdot; X, f_R)] = w(\{1\})[v^{ME}(\{1\}; X, \mathbb{1}_R) - v^{ME}(\emptyset; X, \mathbb{1}_R)] \\ &\quad + w(\{1, 2\})(v^{ME}(\{1, 2\}; X, \mathbb{1}_R) - v^{ME}(\{2\}; X, \mathbb{1}_R)) \\ &= w(\{1\})(\mathbb{1}_A(x_1)P_{X_2}(B) - P_X(R)) \\ &\quad + w(\{1, 2\})(\mathbb{1}_R(x_1, x_2) - \mathbb{1}_B(x_2)P_{X_1}(A)) \end{aligned}$$

where we suppress the dependence on n in the coefficients $w(S, n)$.

Let us denote $p = P_X(R)$, $\alpha = P_{X_1}(A)$, and $\beta = P_{X_2}(B)$. Then

$$\begin{aligned} (\bar{\Phi}_1^{ME}[f_R])^2 &= w^2(\{1\})(\mathbb{1}_A(x_1)\beta^2 + p^2 - \mathbb{1}_A(x_1)2\beta p) \\ &\quad + w^2(\{1, 2\})(\mathbb{1}_R(x_1, x_2) + \mathbb{1}_B(x_2)\alpha^2 - \mathbb{1}_R(x_1, x_2)2\alpha) \\ &\quad + 2w(\{1\})w(\{1, 2\})(\mathbb{1}_R(x_1, x_2)\beta - \mathbb{1}_R(x_1, x_2)\alpha\beta - p\mathbb{1}_R(x_1, x_2) + \mathbb{1}_B(x_2)\alpha p). \end{aligned}$$

Then, taking the expectation we obtain

$$\begin{aligned} \mathbb{E}[(\bar{\Phi}_1^{ME}[f_R])^2] &= w^2(\{1\})(\alpha\beta^2 + p(p - 2\alpha\beta)) \\ &\quad + w^2(\{1, 2\})(p(1 - 2\alpha) + \beta\alpha^2) \\ &\quad + 2w(\{1\})w(\{1, 2\})p(\beta - p) \\ &\geq w^2(\{1\})\alpha\beta^2 + w^2(\{1, 2\})\beta\alpha^2 - 2p(w^2(\{1\}) + w^2(\{1, 2\})) - 2p|w(\{1\})w(\{1, 2\})|. \end{aligned}$$

Note that $\|\mathbb{1}_R\|_{L^2(P_X)}^2 = P_X(R) = p$ and hence, assuming that $p > 0$, we conclude

$$\frac{1}{\|\mathbb{1}_R\|_{L^2(P_X)}} \mathbb{E}[(\bar{\Phi}_1^{ME}[f_R])^2] \geq \underline{w}^2 \left(\frac{\alpha\beta^2 + \beta\alpha^2}{p} \right) - 6\bar{w}^2$$

where $\underline{w} = \min_{S \subset N} |w(S)|$ and $\bar{w} = \max_{S \subset N} |w(S)|$. If (A.12) holds for $i = 1, j = 2$ then $w(S) \neq 0$ for each nonempty $S \subset \{1, 2\}$ and hence $\underline{w} > 0$. Thus, if (BC) holds for $i = 1, j = 2$, then the right-hand side of the above inequality is unbounded and hence $(\bar{\Phi}_1^{ME}, H_X)$ is unbounded.

Performing similar calculations for $\bar{\Phi}_2^{ME}$ we come to the conclusion that if (BC) and (A.12) hold for $i = 1, j = 2$, then $(\bar{\Phi}_2^{ME}, H_X)$ is unbounded. This proves the statement for $n = 2$.

Next, consider a general case of $n \geq 2$. Suppose that there exist distinct $i, j \in \{1, 2, \dots, n\}$ such that (BC) holds. Let $R = A \times B \subset \mathbb{R}^2$, where A, B are Borel sets. Define a function of n -variables as follows $f_R(x_1, x_2, \dots, x_n) = \mathbb{1}_R(x_i, x_j)$. By construction f_R does not depend explicitly on x_k for each $k \in N \setminus \{i, j\}$ and hence by Proposition (A.2)(vi) the carrier of $v^{ME}(\cdot; X, f_R)$ is $T = \{i, j\}$. Hence by (3.1) we obtain

$$\begin{aligned} \bar{\Phi}_i^{ME}[f_R] &= w_{\{i\}}(v^{ME}(\{i\}; X, \mathbb{1}_R) - v^{ME}(\emptyset; X, \mathbb{1}_R)) + w_{\{i,j\}}(v^{ME}(\{i, j\}; X, f_R) - v^{ME}(\{j\}; X, f_R)) \\ \bar{\Phi}_j^{ME}[f_R] &= w_{\{j\}}(v^{ME}(\{j\}; X, f_R) - v^{ME}(\emptyset; X, f_R)) + w_{\{i,j\}}(v^{ME}(\{i, j\}; X, f_R) - v^{ME}(\{i\}; X, f_R)) \end{aligned}$$

where $w_{\{i\}}, w_{\{j\}}$, and $w_{\{i,j\}}$ are defined in (A.11).

Note that for each $S \subset T = \{i, j\}$

$$v^{ME}(S; X, f_R) = v^{ME}(S; (X_i, X_j), \mathbb{1}_R(x_i, x_j)).$$

Then, denoting $\alpha = P_{X_i}(A)$, $\beta = P_{X_j}(B)$, $p = P_{(X_1, X_2)}(R)$ and proceeding as in the case $n = 2$, we obtain

$$\frac{\mathbb{E}[(\bar{\Phi}_i^{ME}[f_R])^2]}{\|f_R\|_{L^2(P_X)}^2}, \frac{\mathbb{E}[(\bar{\Phi}_j^{ME}[f_R])^2]}{\|f_R\|_{L^2(P_X)}^2} \geq \underline{w}_{i,j}^2 \left(\frac{\alpha\beta^2 + \beta\alpha^2}{p} \right) - 6\bar{w}_{i,j}^2, \quad (\text{A.13})$$

where $\underline{w}_{i,j}$ is defined in (A.12) and $\bar{w}_{i,j} = \max\{|w_{\{i\}}|, |w_{\{j\}}|, |w_{\{i,j\}}|\}$, and where we used the fact that $\|f_R\|_{L^2(P_X)}^2 = \mathbb{P}_{(X_i, X_j)}(R) = p$ and assumed that $p > 0$.

Note that if (A.12) holds then $\underline{w}_{i,j} > 0$. Hence (BC) together with (A.13) imply that $\bar{\Phi}_i^{ME}$, $\bar{\Phi}_j^{ME}$, and $\bar{\Phi}_{ME}$ are unbounded on H_X . \square

Proposition A.3. *Let $X \in \mathbb{R}^n$ be predictors. Let \bar{g} be an extended linear coalitional value, in which case, it has the canonical representation*

$$\bar{g}_i[N, v, \mathcal{P}] = \sum_{S \subset N} \gamma(i, N, \mathcal{P}, S) v(S), \quad i \in N, \quad (\text{A.14})$$

where $\{\gamma(i, N, \mathcal{P}, S)\}_{i \in N, S \subset N}$ are constants. Suppose that there exist distinct $i, j \subset N$ for which (BC) holds and that for some $k \in \{i, j\}$

$$\min\{|\gamma_{\{i\}}^{(k)}|, |\gamma_{\{k\}}^{(k)}|, |\gamma_{\{i,j\}}^{(k)}|\} > 0 \quad (\text{A.15})$$

where

$$\gamma_{\{i\}}^{(k)} = \sum_{S \subset N: i \in S, j \notin S} \gamma(k, N, \mathcal{P}, S), \quad \gamma_{\{j\}}^{(k)} = \sum_{S \subset N: j \in S, i \notin S} \gamma(k, N, \mathcal{P}, S), \quad \gamma_{\{i,j\}}^{(k)} = \sum_{S \subset N: i, j \in S} \gamma(k, N, \mathcal{P}, S). \quad (\text{A.16})$$

Let $f \rightarrow \bar{\Phi}^{ME}[f; g, X] := \bar{g}_i[N, v^{ME}(\cdot; X, f), \mathcal{P}]$ be well-defined on H_X . Then $(\bar{\Phi}^{ME}[\cdot; g, X], H_X)$ is unbounded.

Proof. The representation of \bar{g} follows from Lemma 5.1 and Lemma A.1. The rest of the statement can be obtained by following the steps in the proof of Proposition 3.1(iii). \square

A.3.2 Proof of Lemma 3.3

Proof. Let us first assume that $\mathbb{E}[f_1(X) - f_2(X)] = 0$. Then without loss of generality we can assume that $\mathbb{E}[h_i(X_i)] = 0$, otherwise we can define $\tilde{h}_i = h_i - \mathbb{E}[h_i(X_i)]$ and write $f_1 - f_2 = \sum_{i=1}^n \tilde{h}_i(x_i)$.

Viewing $h_i(x_i)$ as an element of $C(\tilde{\mathcal{X}})$, we obtain

$$\|\bar{\Phi}_i[f_1 - f_2]\|_{L^2} = \|h_i(X_i)\|_{L^2(\mathbb{P})} = \|h_i\|_{L^2(P_{X_i})} = \frac{1}{2^n} \sum_{S \subset N} \|h_i\|_{L^2(P_{X_S} \otimes P_{X_{-S}})} = \|h_i\|_{L^2(\tilde{P}_X)}, \quad i \in N.$$

Hence

$$\|\bar{\Phi}[f_1] - \bar{\Phi}[f_2]\|_{L^2(\mathbb{P})}^2 = \sum_{i=1}^n \|h_i\|_{L^2(\tilde{P}_X)}^2 \geq C \|f_1 - f_2\|_{L^2(\tilde{P}_X)}^2$$

for some C that depends on n only.

Suppose now $\mathbb{E}[f_1(X) - f_2(X)] = c$. Then using the above inequality we obtain

$$\|\bar{\Phi}[f_1] - \bar{\Phi}[f_2]\|_{L^2(\mathbb{P})}^2 = \|\bar{\Phi}[f_1 - f_2 - c]\|_{L^2(\mathbb{P})}^2 \geq C \|f_1 - f_2 - c\|_{L^2(\tilde{P}_X)}^2 \geq C (\|f_1 - f_2\|_{L^2(\tilde{P}_X)} - |c|)^2$$

which proves the statement. \square

B On principal component analysis

In order to be able to form meaningful groups of predictors by dependencies, a proper *measure* of dependence has to be utilized. A traditional approach is to utilize a correlation-based variable clustering technique such as Oblique Principal Component Cluster Analysis (OPCCA); see Jolliffe (2002) and Hastie et al. (2016) for details. PCA is used to transform a set of k variables into a set of ℓ new variables, with $\ell \leq k$, that are orthogonal and are linear combinations of the original variables. These new variables are called principal components and one can rank the components based on the amount of variance that the data exhibits along each component.

In OPCCA, each cluster is represented by a component, where each original variable is used in only one of the components, as opposed to standard PCA where original variables can be used to define multiple components. This way the technique forms a partition of the original variables and, thus, a clustering. Furthermore, the components are oblique in OPCCA, meaning that they are not orthogonal.

Correlation-based techniques work well when the dependencies are linear. In real data sets however, predictors often exhibit non-linear dependencies. Therefore, applying clustering methods that can only pick up linear dependencies may be insufficient for construction of group explainers. For example, consider the joint distribution

$$(X, Z) \quad \text{with} \quad X, Z \sim \mathcal{U}(-2, 2)$$

where X, Z are independent. Generating 10^4 samples of (X, Z) and then performing PCA we obtain that along the two principal components the variance explained is approximately 0.505 and 0.495, respectively. Here PCA properly identifies X and Z as principal components. Next, consider the joint distribution

$$(X, Y) \quad \text{with} \quad X \sim \mathcal{U}(-2, 2), \quad Y = X^2,$$

In view of the symmetry of X , we have $\text{cor}(X, Y) = 0$. Applying PCA we obtain that along the two principal components the variance explained is approximately 0.507 and 0.493. The two principal components determined by PCA are X and Y , which is disturbing in view of the presence of strong dependencies; see Figure 20. Thus, the failure of PCA to identify nonlinear relationship makes it less suitable for grouping in general ML settings when the relationships between predictors are nonlinear.

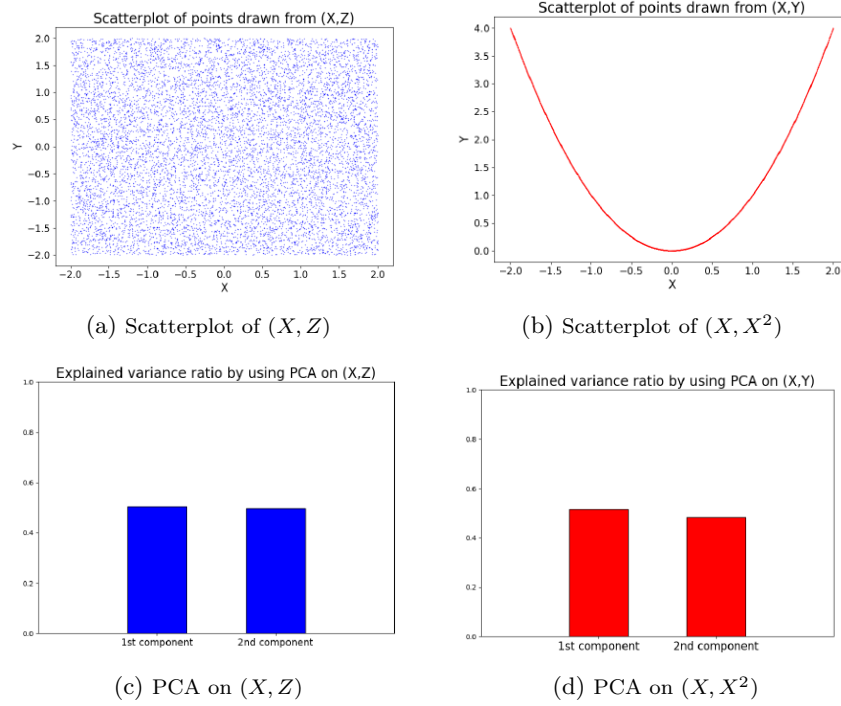


Figure 20: Scatter plots and variance explained along principal components for (X, Z) and (X, X^2) .

References

- K. Aas, M. Jullum, A. Løland, Explaining individual predictions when features are dependent more accurate approximations to shapley values. *arXiv preprint arXiv:1903.10464v3*, (2020).
- M.J. Albizuri, J.M. Zarzuelo, On coalitional semivalues. *Games and Economic Behavior* 49, 221–243.
- R. Amer, F. Carreras, J.M. Giménez (1995). The modified Banzhaf value for games with coalition structure: an axiomatic characterization. *Mathematical Social Sciences* 43, 45–54 (1995).
- J.M. Alonso-Mejide, M.G. Fiestras-Janeiro, Modification of the Banzhaf value for games with a coalition structure. *Annals of Operations Research* 109, 213–227, (2002).
- R.J. Aumann, J. Dréze Cooperative games with coalition structure. *International journal of Game Theory*, 3, 217-237 (1974).
- J.F. Banzhaf, Weighted voting doesn't work: a mathematical analysis. *Rutgers Law Review* 19, 317–343, (1965).
- L. Breiman and J. H. Friedman. Estimating optimal transformations for multiple regression and correlation. *Journal of the American statistical Association*, 80(391):580–598, (1985).
- B. Casas-Méndez, I. García-Jurado, A. van den Nouweland, Vázquez-Brage An extension of the τ -value to games with coalition structures. *European Journal of Operational Research* 148, 494–513, (2003).
- H. Chen, J. Danizek, S. Lundberg, S.-I. Lee, True to the Model or True to the Data. *arXiv preprint arXiv:2006.1623v1*, (2020).
- T. M. Cover and J. A. Thomas, *Elements of Information Theory*, 2nd Ed., John Wiley & Sons, Hoboken, NJ (2006).
- P. Hall, N. Gill, *An Introduction to Machine Learning Interpretability*, O'Reilly. (2018).
- P. Dubey, A. Neyman, R.J. Weber, Value theory without efficiency. *Mathematics of Operations Research* 6, 122–128, (1981).
- Equal Credit Opportunity Act (ECOA), <https://www.fdic.gov/regulations/laws/rules/6000-1200.html>.
- R. Elshaw, M. H. Al-Mallah and S. Sakr, On the interpretability of machine learning-based model for predicting hypertension. *BMC Medical Informatics and Decision Making* 19, No. 146 (2019).

- J. H. Friedman, Greedy function approximation: a gradient boosting machine, *Annals of Statistics*, Vol. 29, No. 5, 1189-1232, (2001).
- A. Gretton, O. Bousquet, A. Smola, and Bernhard Schölkopf Measuring statistical dependence with hilbert-schmidt norms. In *Algorithmic learning theory*, p. 63–77. Springer, (2005).
- A. Gretton, K. M. Borgwardt, M. J. Rasch, B. Schölkopf, and A. Smola. A kernel two-sample test. *The Journal of Machine Learning Research*, 13(1):723–773, (2012).
- A. Goldstein, A. Kapelner, J. Bleich, and E. Pitkin, Peeking inside the black box: Visualizing statistical learning with plots of individual conditional expectation. *Journal of Computational and Graphical Statistics*, 24:1, 44-65 (2015).
- T. Hastie, R. Tibshirani and J. Friedman *The Elements of Statistical Learning*, 2-nd ed., Springer series in Statistics (2016).
- R. Heller, Y. Heller, and M. Gorfine. A consistent multivariate test of association based on ranks of distances. *Biometrika*, 100(2):503–510, (2013).
- R. Heller, Y. Heller, S. Kaufman, B. Brill, and M. Gorfine. Consistent distribution-free k -sample and independence tests for univariate random variables. *Journal of Machine Learning Research*, 17(29):1–54, (2016).
- L. Hu, J. Chen, V.N. Nair and A. Sudjianto, Locally interpretable models and effects based on supervised partitioning (LIME-SUP), *Corporate Model Risk*, Wells Fargo, USA (2018).
- D. Janzing, L. Minorics, P. Blöbaum, Feature relevance quantification in explainable AI: A causal problem. *arXiv preprint arXiv:1910.13413v2*, (2019).
- B. Jiang, C. Ye, and J.S. Liu. Nonparametric k -sample tests via dynamic slicing. *Journal of the American Statistical Association*, 110(510):642–653, (2015).
- H. Ji, K. Lafata, Y. Mowery, D. Brizel, A. L. Bertozzi, F.-F. Yin, C. Wang, Post-Radiotherapy PET Image Outcome Prediction by Deep Learning Under Biological Model Guidance: A Feasibility Study of Oropharyngeal Cancer Application *arXiv preprint*, (2021).
- I. T. Jolliffe, *Principal Component Analysis*, 2-nd ed., Springer Series In Statistics, Springer New York (2002).
- Y. Kamijo, A two-step Shapley value in a cooperative game with a coalition structure. *International Game Theory Review*, 11 (2), 207–214.
- A. Kraskov, H. Stogbauer, and P. Grassberger. Estimating mutual information. *Physical Review E*, 69, (2004).
- M. Leo, S. Sharma and K. Maddulety, Machine learning in banking risk management: A literature review, *Risks*, Vol. 7, No. 29 (2019).
- S. Lundberg, SHAP Documentation, <https://shap.readthedocs.io/en/latest/>, (2018).
- D. Lopez-Paz, P. Hennig, and B. Schölkopf, The randomized dependence coefficient. In *Advances in Neural Information Processing Systems*, p. 1–9, (2013).
- S. Lorenzo-Freire, New characterizations of the Owen and Banzhaf–Owen values using the intracoalitional balanced contributions property, *TOP* 25, 579–600 (2017).
- S. M. Lundberg, G. G. Erion and S.-I. Lee, Consistent individualized feature attribution for tree ensembles, *arXiv preprint arxiv:1802.03888*, (2019).
- S. M. Lundberg and S.-I. Lee, A unified approach to interpreting model predictions, *31st Conference on Neural Information Processing Systems*, (2017).
- G. Owen, Values of games with a priori unions. In: *Essays in Mathematical Economics and Game Theory (R. Henn and O. Moeschlin, eds.)*, Springer, 76–88 (1977).
- G. Owen, Modification of the Banzhaf-Coleman index for games with apriory unions. In: *Power, Voting and Voting Power (M.J. Holler, ed.)*, Physica-Verlag, 232-238. and *Game Theory (R. Henn and O. Moeschlin, eds.)*, Springer, 76–88 (1977).
- L. Paninski, Estimation of entropy and mutual information. *Neural computation*, 15(6):1191–1253, (2003).
- D. N. Reshef, Y.A. Reshef, H. K. Finucane, R. S. Grossman, G. McVean, P. J. Turnbaugh, E. S. Lander, M. Mitzenmacher, and P. C. Sabeti. Detecting novel associations in large data sets. *Science*, 334(6062):1518–1524, (2011).
- D. Reshef, Y. Reshef, P. Sabeti, M. Mitzenmacher, An Empirical Study of Leading Measures of Dependence. *arXiv preprint arXiv:1505.02214*, (2015a).

- Y. A. Reshef, D.N. Reshef, H. K. Finucane, P. C. Sabeti, M. Mitzenmacher, Measuring dependence powerfully and equitably. *Journal of Machine Learning Research*, 17, 1-63 (2016).
- M. T. Ribeiro, S. Singh and C. Guestrin, “Why should I trust you?” Explaining the predictions of any classifier, *22nd Conference on Knowledge Discovery and Data Mining*, (2016).
- A. Rényi. On measures of dependence. *Acta mathematica hungarica*, 10(3):441–451, (1959).
- L. S. Shapley, A value for n-person games, *Annals of Mathematics Studies*, No. 28, 307-317 (1953).
- M. Sundararajan, A. Najmi, The Many Shapley Values for Model Explanation. *arXiv preprint arXiv:1908.08474*, (2019).
- G. Székely, M.L. Rizzo, N. Bakirov, Measuring and testing dependence by correlation of distances. *The Annals of Statistics*, 35(6):2769–2794, (2007).
- G.J. Székely and M.L. Rizzo. Brownian distance covariance. *The Annals of Applied Statistics*, 3(4):1236-1265, (2009).
- J. Vaughan, A. Sudjianto, E. Brahimi, J. Chen and V.N. Nair, Explainable Neural Networks based on additive index models *Corporate Model Risk, Wells Fargo, USA, arXiv:1806.01933v1*, (2018).
- S.H. Tijs (1981), Bounds for the core and the τ -value. In: *Game Theory and Mathematical Economics (O. Moeschlin and D. Pallaschke, eds.)*, North-Holland, 123–132.
- J.J. Vidal-Puga, The Harsanyi paradox and the right to talk in bargaining among coalitions. *Mathematical Social Sciences* 64, 214-224, (2012).
- X. Zenga, Y. Xiaa, and H. Tong, Jackknife approach to the estimation of mutual information, *PNAS* , 115-40, (2019).
- J. Wang, J. Wiens, S. Lundberg Shapley Flow: A Graph-based Approach to Interpreting Model Predictions *arXiv preprint arXiv:2010.14592*, (2020).