

Residual-Aided End-to-End Learning of Communication System without Known Channel

Hao Jiang, Shuangkaisheng Bi, and Linglong Dai

Abstract

Leveraging powerful deep learning techniques, the end-to-end (E2E) learning of communication system is able to outperform the classical communication system. Unfortunately, this communication system cannot be trained by deep learning without known channel. To deal with this problem, a generative adversarial network (GAN) based training scheme has been recently proposed to imitate the real channel. However, the gradient vanishing and overfitting problems of GAN will result in the serious performance degradation of E2E learning of communication system. To mitigate these two problems, we propose a residual aided GAN (RA-GAN) based training scheme in this paper. Particularly, inspired by the idea of residual learning, we propose a residual generator to mitigate the gradient vanishing problem by realizing a more robust gradient backpropagation. Moreover, to cope with the overfitting problem, we reconstruct the loss function for training by adding a regularizer, which limits the representation ability of RA-GAN. Simulation results show that the trained residual generator has better generation performance than the conventional generator, and the proposed RA-GAN based training scheme can achieve the near-optimal block error rate (BLER) performance with a negligible computational complexity increase in both the theoretical channel model and the ray-tracing based channel dataset.

Index Terms

End-to-end learning, generative adversarial network (GAN), residual neural network, regularization.

All authors are with the Beijing National Research Center for Information Science and Technology (BNRist) as well as the Department of Electronic Engineering, Tsinghua University, Beijing 100084, China (e-mail: jiang-h18@mails.tsinghua.edu.cn; bsks18@mails.tsinghua.edu.cn; daill@tsinghua.edu.cn).

This work was supported in part by the National Key Research and Development Program of China (Grant No. 2020YFB1807201) and in part by the National Natural Science Foundation of China (Grant No. 62031019).

I. INTRODUCTION

Throughout the history of wireless communications from 1G to 5G, the fundamental wireless system design paradigm remains unchanged, i.e., the whole complicated wireless system can be divided into multiple simpler individual modules, such as source encoder, channel encoder, modulator, demodulator, channel decoder, source decoder, etc. Based on this modular design paradigm, the global optimization of the whole communication system can be approximated by the individual optimization of each module. However, the optimization of each module doesn't mean the global optimization of the whole system [1], e.g., the separate design of modulation and coding is known to be sub-optimal [2]. Thus, such a classical design paradigm becomes the bottleneck that limits the globally optimal performance of the wireless communication system.

To break through this bottleneck, the groundbreaking paradigm of end-to-end (E2E) learning of communication system has been recently proposed to jointly optimize the whole system by leveraging powerful deep learning techniques [1], [3]. It is well known that deep learning is usually realized by using the multi-layer deep neural network (DNN), in which the adjacent layers are connected by trainable weights. For the E2E learning of communication system, the transmitter and receiver are constructed by fully-connected DNNs, both of which are trained by the standard backpropagation (BP) algorithm to update the trainable weights. In contrast to the classical signal processing algorithms, which are usually complex in wireless communication systems [4], deep learning based E2E learning can realize the modulation and other functions by simple addition and multiplication operations between each layer of the DNN. Thus, the E2E learning of communication system could reach or even outperform the conventional system with lower complexity [1], [5]–[10].

However, the E2E learning of communication system faces a challenging problem, i.e., the transmitter cannot be trained by the standard BP algorithm without known channel [3]. To be more specific, in the training process, for the E2E learning of communication system, the transmitter encodes the message by the transmitter DNN. After transmitted through the channel, the received signal is decoded by the receiver DNN. To train the DNNs, the receiver should compute the loss function value, which represents the difference between the receiver output and the transmitted message. After that, the weights of receiver and transmitter DNNs are updated by the BP algorithm, which calculates the gradient of each layer from the derivative of the loss function. The gradient could be obtained directly at the receiver. However, at the transmitter,

the gradient is unavailable due to the unknown channel, which blocks the computation of the derivative of the loss function. Consequently, the transmitter could not be trained, which prevents the practical realization of the E2E learning of communication system [3].

A. Prior works

To deal with the unknown channel in E2E learning of communication system, different machine learning techniques and architecture design approaches have been recently proposed in the literature [3], [11]–[19]. In the pioneering work [3], a two-phase training solution was proposed. In the first phase, the E2E learning of communication system is trained by assuming a stochastic channel model that is close to the behavior of the practical channel. In the second phase, to compensate for the mismatch of the assumed stochastic channel model and the real channel, only the receiver part is finetuned by supervised learning. Unfortunately, the transmitter is unchangeable in the second phase, which may limit the performance of the system. To improve the system performance, some improved two-phase schemes have been proposed to alternatively train the transmitter and the receiver. These schemes can be generally divided into two categories: receiver aided schemes and the channel imitation based schemes.

In the first category of receiver aided schemes [11]–[13], the receiver will feedback some information to help the training of the transmitter. Specifically, the simultaneous perturbation stochastic optimization algorithm was used in [11] to update the transmitter, and the deep learning technique was used to generate gradient by utilizing the loss function fed back from the receiver. Moreover, reinforcement learning (RL) was utilized at the transmitter in [12], which regarded the loss function value as a reward and the transmitter output as a policy. Then, the transmitter DNN weights could be adjusted according to the reward. However, the policy adaptability was limited by the quantization level and feedback noise. In addition, from the perspective of information theory, [13] applied a neural estimator to estimate the mutual information between the transmitted signal and the received signal, and then optimized the transmitter by maximizing this mutual information. However, this work only considered the simplest case of additive white gaussian noise (AWGN) channel, while the more complex yet practical channel models have not been considered. Note that all schemes mentioned above require a large amount of information transmitted from receiver to transmitter, which increases the system burden.

In the second category of channel imitation based schemes, instead of feeding back a large amount of information from the receiver to the transmitter, some extra modules were added in

the system to imitate practical channels. Specifically, a generative adversarial network (GAN) was used in [14] to imitate the real received signal. The GAN contains two parts: the generator and the discriminator, which are both implemented by multi-layer DNNs. In the training process, the generator generated a fake received signal to approximate the distribution of the real received signal, so that the transmitter could be trained reliably through the generator and will not be blocked by the unknown channel. At the same time, the discriminator was used to train the generator to generate the signal as similar to the distribution of the real received signal as possible. In this way, the generator can imitate the real received signal, which builds a bridge for the BP algorithm to calculate the gradient for the transmitter. It was shown that this method can imitate an arbitrary channel and reduce the hardware complexity of transceiver [14], [16]–[19].

Unfortunately, there are two problems causing performance degradation for this category of channel imitation based schemes. Firstly, the gradient vanishing problem may happen for a multi-layer generator. Secondly, the overfitting problem usually occurs when a mass of parameters are iteratively trained for the transmitter, receiver, generator, and discriminator. These two problems will result in a mismatch between the output of GAN and the real channel. Consequently, this mismatch will lead to the serious performance degradation of E2E learning of communication system.

B. Our contributions

To address the gradient vanishing and overfitting problems of the GAN-based training scheme in E2E learning of communication system, we propose a residual aided GAN (RA-GAN) based training scheme by using the residual neural network (Resnet) to change the layer structure of the generator. The specific contributions of this paper can be summarized as follows.

- Unlike the conventional generator in GAN to generate the received signal itself, we propose the RA-GAN to generate the *difference* between the transmitted and received signal. Specifically, we build a skip connection that links the input and output layers of the generator to decrease the number of layers from input to output. Since this connection can provide an extra gradient, the proposed RA-GAN is able to mitigate the gradient vanishing problem.
- We reconstruct the loss function for the proposed RA-GAN to solve the overfitting problem of conventional GAN. Specifically, we introduce a regularizer in the loss function to limit the representation ability of the RA-GAN based training scheme. Note that the increased

computational complexity after reconstructing the loss function is negligible compared with simple addition and multiplication operations in DNNs.

- Simulation results show that the proposed residual generator could generate a much more similar signal to the real received signal than the conventional generator, which verifies the better generation performance of the residual generator. As a result, the RA-GAN based training scheme enables significant BLER performance improvement in both the theoretical channel model and the ray-tracing based channel dataset.

C. Organization and notation

The remainder of this paper is organized as follows. Section II introduces the preliminaries for E2E learning of communication system. Section III presents the proposed RA-GAN based training scheme. Simulation results are shown in Section IV. Finally, the conclusions are summarized in Section V.

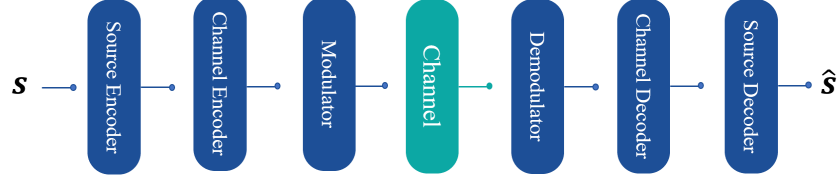
Notation: We denote the column vector by boldface lower-case letters. $\mathcal{CN}(0, 1)$ is the standard complex Gaussian distribution with mean 0 and variance 1. \mathbb{R}_+^M denotes M dimensional positive real number. $\mathbb{E}\{\cdot\}$ denotes the expectation. \mathbf{I}_n denotes the identity matrix of size n . $|\cdot|$ and $\|\cdot\|^2$ denote the number of weight parameter and l_2 regularization, respectively. For functions $\mathbf{f}_x \in \mathbb{R}^n$ and $\mathbf{f}_y \in \mathbb{R}^k$ with variable $\mathbf{x}, \mathbf{y} \in \mathbb{R}^m$, $\frac{\partial \mathbf{f}_y}{\partial \mathbf{f}_x} \in \mathbb{R}^{k \times n}$, $\frac{\partial \mathbf{y}}{\partial \mathbf{x}} \in \mathbb{R}^{m \times m}$, and $\nabla_{\mathbf{x}} \mathbf{f}_x \in \mathbb{R}^{n \times m}$ are their gradient matrices.

II. PRELIMINARIES FOR E2E LEARNING OF COMMUNICATION SYSTEM

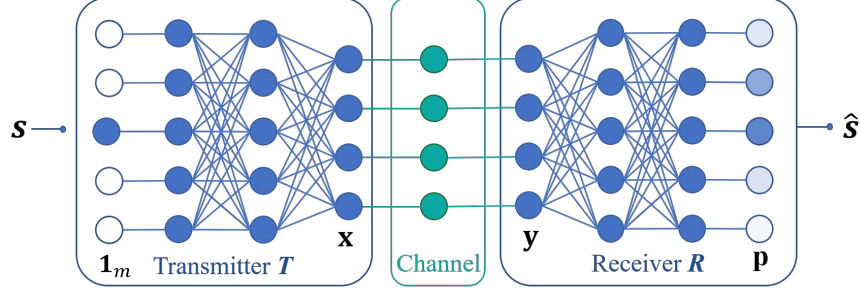
In this section, we will first introduce the principles of E2E learning of communication system and the corresponding problem caused by unknown channel. Then, we will show how GAN could solve this problem, where the associated problems of gradient vanishing and overfitting will be discussed.

A. The principle of end-to-end communication system

The architecture comparison between the classical communication system and E2E learning of communication system is shown in Fig. 1. In the classical wireless communication system, the whole complicated system is divided into multiple individual function modules such as source encoder, channel encoder, modulator, channel, demodulator, channel decoder, source decoder, etc. In contrast, the E2E learning of communication system is only composed of three parts:



(a) The architecture of the classical wireless communication system, which includes source encoder, channel encoder, modulator, channel, demodulator, channel decoder, and source decoder.



(b) The architecture of E2E learning of communication system [1].

Fig. 1. Architecture comparison between the classical communication system and end-to-end learning of communication system.

transmitter, channel, and receiver. Both transmitter T and receiver R are implemented by multi-layer DNNs, with the trainable weights denoted by θ_T and θ_R , respectively. Note that the input information s to the transmitter is mapped to a one-hot vector $\mathbf{1}_m$, which is an M -dimensional vector taken from set \mathcal{M} , where only the m -th element is one, while the rest $M - 1$ elements are zeros. Then, the transmitter acts as a function $f_{\theta_T} : \mathcal{M} \mapsto \mathbb{C}^n$, which maps the one-hot vector $\mathbf{1}_m$ to the signal $\mathbf{x} \in \mathbb{C}^n$ to be transmitted through n channels. Correspondingly, the receiver acts as a function $f_{\theta_R} : \mathbb{C}^n \mapsto \{\mathbf{p} \in \mathbb{R}_+^M \mid \sum_{i=1}^M p_i = 1\}$, which maps the received signal $\mathbf{y} \in \mathbb{C}^n$ to a probability vector $\mathbf{p} \in \mathbb{R}_+^M$. The final decision of \hat{s} will correspond to the one-hot vector $\mathbf{1}_{\hat{m}}$, where \hat{m} is the index of the maximal element in the probability vector \mathbf{p} . In general, the transmitter hardware introduces the power constraint on the transmitted signal \mathbf{x} , i.e., $\|\mathbf{x}\|^2 = 1$. The purpose of transmitter-receiver is to recover the message $\mathbf{1}_m$ as accurately as possible from the received signal $\mathbf{y} = h\mathbf{x} + \mathbf{w}$, where $h \in \mathbb{C}$ and $\mathbf{w} \in \mathbb{C}^n$ are channel and Gaussian noise, respectively. The difference between the transmitted one-hot vector $\mathbf{1}_m$ and the

recovered probability vector \mathbf{p} is measured by a loss function [12] as follows:

$$\begin{aligned}\mathcal{L}(\boldsymbol{\theta}_T, \boldsymbol{\theta}_R, h) &\triangleq \mathbb{E} \left\{ \int l(\mathbf{f}_{\boldsymbol{\theta}_R}(\mathbf{y}), \mathbf{1}_m) p_h(\mathbf{y} | \mathbf{f}_{\boldsymbol{\theta}_T}(\mathbf{1}_m)) d\mathbf{y} \right\} \\ &\approx \frac{1}{B} \sum_{i=1}^B l(\mathbf{f}_{\boldsymbol{\theta}_R}(\mathbf{y}^{(i)}), \mathbf{1}_m^{(i)}) \\ &= \frac{1}{B} \sum_{i=1}^B l(\mathbf{p}^{(i)}, \mathbf{1}_m^{(i)}),\end{aligned}\quad (1)$$

where

$$l(\mathbf{p}, \mathbf{1}_m) = - \sum_{j=1}^M (\mathbf{1}_m)_j \ln \mathbf{p}_j + (1 - (\mathbf{1}_m)_j) \ln (1 - \mathbf{p}_j) \quad (2)$$

is the cross-entropy (CE) function representing the distance between one-hot vector $\mathbf{1}_m$ and probability vector \mathbf{p} , B is the batch size (the number of training samples to estimate the loss function). The $\mathbf{p}^{(i)}$, $\mathbf{y}^{(i)}$, and $\mathbf{1}_m^{(i)}$ are the i -th probability vector, received signal, and training sample, respectively. The weights $\boldsymbol{\theta}_T$ and $\boldsymbol{\theta}_R$ for transmitter and receiver DNNs are updated to make smaller loss function values with respect to the channel h . In order to get the optimal weights $\boldsymbol{\theta}_T^*$ and $\boldsymbol{\theta}_R^*$ for transmitter and receiver, the gradient of the loss function $\mathcal{L}(\boldsymbol{\theta}_T, \boldsymbol{\theta}_R, h)$ in (1) is required to be calculated by the classical BP algorithm. However, from (1), only $\boldsymbol{\theta}_R$ could be updated by applying the gradient defined as follows:

$$\nabla_{\boldsymbol{\theta}_R} \tilde{\mathcal{L}}(\boldsymbol{\theta}_R) = \frac{1}{B} \sum_{i=1}^B \nabla_{\boldsymbol{\theta}_R} l(\mathbf{f}_{\boldsymbol{\theta}_R}(\mathbf{y}^{(i)}), \mathbf{1}_m^{(i)}), \quad (3)$$

where $\tilde{\mathcal{L}}$ is an approximation of the loss function, which could be computed from (1). To fully exploit the performance of E2E learning, the transmitter DNN weights $\boldsymbol{\theta}_T$ also need to be optimized [1]. However, the gradient $\nabla_{\boldsymbol{\theta}_T} \tilde{\mathcal{L}}$ with respect to $\boldsymbol{\theta}_T$ is unavailable [3], since the unknown channel h blocks the backpropagation procedure as follows:

$$\begin{aligned}\nabla_{\boldsymbol{\theta}_T} \tilde{\mathcal{L}}(\boldsymbol{\theta}_T) &= \frac{1}{B} \sum_{i=1}^B \nabla_{\boldsymbol{\theta}_T} l(\mathbf{f}_{\boldsymbol{\theta}_R}(\mathbf{y}^{(i)}), \mathbf{1}_m^{(i)}) \\ &= \frac{1}{B} \sum_{i=1}^B \frac{\partial l}{\partial \mathbf{f}_{\boldsymbol{\theta}_R}} \frac{\partial \mathbf{f}_{\boldsymbol{\theta}_R}}{\partial \mathbf{y}^{(i)}} \frac{\partial \mathbf{y}^{(i)}}{\partial \mathbf{x}^{(i)}} \nabla_{\boldsymbol{\theta}_T} \mathbf{f}_{\boldsymbol{\theta}_T}(\mathbf{1}_m^{(i)}) \\ &= \frac{1}{B} \sum_{i=1}^B h \frac{\partial l}{\partial \mathbf{f}_{\boldsymbol{\theta}_R}} \frac{\partial \mathbf{f}_{\boldsymbol{\theta}_R}}{\partial \mathbf{y}^{(i)}} \mathbf{I}_n \nabla_{\boldsymbol{\theta}_T} \mathbf{f}_{\boldsymbol{\theta}_T}(\mathbf{1}_m^{(i)}).\end{aligned}\quad (4)$$

To address this problem, a GAN based training scheme was proposed in [14] to generate a surrogate gradient to update the transmitter DNN weights $\boldsymbol{\theta}_T$, which will be discussed in the next subsection.

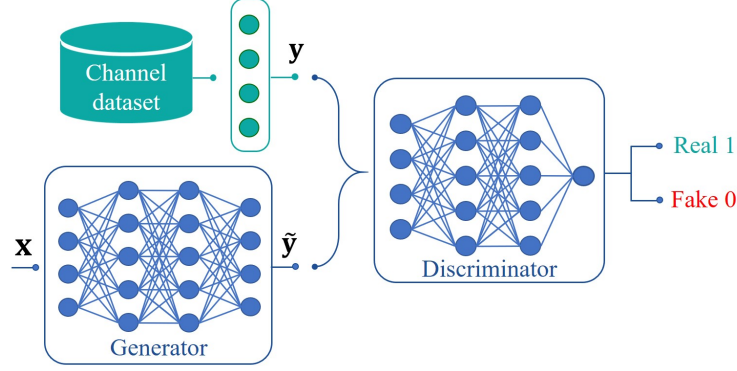


Fig. 2. The generator and discriminator in GAN [20].

B. GAN based training scheme

In order to update the transmitter DNN weights θ_T , a GAN was used to produce the surrogate gradient [14], which could generate the signal as similar to the real received signal as possible, as shown in Fig. 2. Generally, a GAN contains a generator G and a discriminator D , both of which are implemented by multi-layer DNNs, with trainable weights denoted by θ_G and θ_D , respectively. The generator $f_{\theta_G} : \mathbb{C}^n \mapsto \mathbb{C}^n$ produces fake received signal \tilde{y} according to the transmitted signal x and random noise z following the standard Gaussian distribution. To simplify the representation, the random noise z is considered as a built-in variable in the generator, and it is not explicitly expressed in this paper. At the same time, the discriminator $f_{\theta_D} : \mathbb{C}^n \mapsto (0, 1)$ is used to train the generator to generate the signal as similar to the distribution of the real received signal as possible.

The objective of the discriminator D is to accurately distinguish real and fake received signals. Particularly, if the input data of the discriminator are sampled from the real received signal distribution $p_h(y|x)$, the expected output of discriminator is 1. On the contrary, if the input data are sampled from fake received signal distribution $p_{\tilde{h}}(\tilde{y}|x)$ generated by the generator, the expected output is 0. For the generator G , in order to generate a signal as similar to the real received signal as possible, its output \tilde{y} must make the discriminator output $f_{\theta_D}(\tilde{y})$ as close to 1 as possible. Based on the working procedure of GAN discussed above, the generator weights θ_D and the discriminator weights θ_G are alternately updated according to the following two loss functions:

$$\tilde{\mathcal{L}}(\theta_D) = \frac{1}{B} \sum_{i=1}^B \{l(f_{\theta_D}(y^{(i)}), 1) + l(f_{\theta_D}(\tilde{y}^{(i)}), 0)\}, \quad (5)$$

$$\tilde{\mathcal{L}}(\boldsymbol{\theta}_G) = \frac{1}{B} \sum_{i=1}^B l(\mathbf{f}_{\boldsymbol{\theta}_D}(\mathbf{f}_{\boldsymbol{\theta}_G}(\mathbf{x}^{(i)})), 1), \quad (6)$$

where the function $l(\cdot)$ is defined similarly to (2). The discriminator loss function (5) contains two items. Specifically, the first item in braces of (5) denotes the loss function of the real received input \mathbf{y} , while the second item denotes the loss function of the fake received input $\tilde{\mathbf{y}}$. Then, the gradients could be computed by $\nabla_{\boldsymbol{\theta}_G} \tilde{\mathcal{L}}(\boldsymbol{\theta}_G)$ and $\nabla_{\boldsymbol{\theta}_D} \tilde{\mathcal{L}}(\boldsymbol{\theta}_D)$, and Adam gradient descent algorithm [21] can be used to minimize the loss functions (5) and (6). The training process will stop when GAN reaches the Nash equilibrium, i.e., when the discriminator output is nearly 0.5, which means the real and fake received signals can not be distinguished anymore. Since the generator can be trained to imitate the real received signal, the surrogate gradient as close to the expected gradient (4) as possible could be passed back through the link of transmitter-generator-receiver as follows:

$$\begin{aligned} \nabla_{\boldsymbol{\theta}_T} \tilde{\mathcal{L}}(\boldsymbol{\theta}_T) &= \frac{1}{B} \sum_{i=1}^B \nabla_{\boldsymbol{\theta}_T} l(\mathbf{f}_{\boldsymbol{\theta}_R}(\mathbf{f}_{\boldsymbol{\theta}_G}(\mathbf{f}_{\boldsymbol{\theta}_T}(\mathbf{1}_m^{(i)}))), \mathbf{1}_m^{(i)}) \\ &= \frac{1}{B} \sum_{i=1}^B \frac{\partial l}{\partial \mathbf{f}_{\boldsymbol{\theta}_R}} \frac{\partial \mathbf{f}_{\boldsymbol{\theta}_R}}{\partial \mathbf{f}_{\boldsymbol{\theta}_G}} \frac{\partial \mathbf{f}_{\boldsymbol{\theta}_G}}{\partial \mathbf{f}_{\boldsymbol{\theta}_T}} \nabla_{\boldsymbol{\theta}_T} \mathbf{f}_{\boldsymbol{\theta}_T}(\mathbf{1}_m^{(i)}). \end{aligned} \quad (7)$$

Due to the different objectives for transmitter, receiver, generator, and discriminator, the modules are iteratively trained, i.e., when we train one module, the weights of other modules remain unchanged.

However, it is well known that the training instability problem that limits the performance of GAN [22]. Specifically, in the GAN based training scheme of the E2E learning of communication system, the gradient vanishing problem happens in a multi-layer generator, which makes the transmitter very difficult to be trained. Moreover, the overfitting problem always occurs because a mass of weights are iteratively trained for the transmitter, receiver, generator, and discriminator, which makes the system weights easily overfit to the batch training data. These two problems will result in a serious mismatch between the output of GAN and the real received signal. Consequently, this mismatch will result in the serious performance degradation of E2E learning of communication system. To address the gradient vanishing and overfitting problems of GAN-based training scheme in E2E learning of communication system, we will propose a residual aided GAN (RA-GAN) based training scheme in the next section.

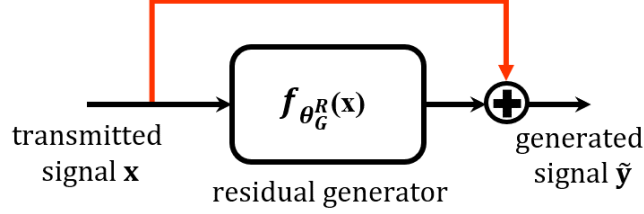


Fig. 3. The residual generator in proposed RA-GAN.

III. RA-GAN BASED TRAINING SCHEME

The training of the transmitter is a challenging task because of the unknown channel. According to the GAN based training scheme, a surrogate gradient is produced in (7) to update the transmitter. However, the generator output distribution $p_{\tilde{h}}(\tilde{\mathbf{y}}|\mathbf{x})$ is inconsistent with the real received signal distribution $p_h(\mathbf{y}|\mathbf{x})$ due to the gradient vanishing and overfitting problems. Therefore, we propose an RA-GAN based training scheme in this section to address these two problems.

A. Residual learning to mitigate gradient vanishing

In conventional GAN, the multi-layer generator always feeds forward the variables layer-by-layer and outputs fake samples at last. However, as the generator depth increases, the gradient may become very small. This is caused by the fact that the layer-by-layer gradient is obtained by multiplying the partial derivatives of loss functions layer-by-layer in the classical BP algorithm. If the value of the partial derivative is close to 0, the final gradient will be very small. This gradient vanishing problem makes it difficult to train the multi-layer generator. Inspired by the idea of residual learning [23], we intentionally construct a skip connection between the input and output layers of the generator, which is shown by the residual generator in Fig. 3. For the residual generator, the residual generating function $\mathbf{f}_{\theta_G^R} : \mathbb{C}^n \mapsto \mathbb{C}^n$ could be denoted by

$$\mathbf{f}_{\theta_G^R}(\mathbf{x}) = \tilde{\mathbf{y}} - \mathbf{x} = \mathbf{f}_{\theta_G}(\mathbf{x}) - \mathbf{x}, \quad (8)$$

where \mathbf{x} and $\tilde{\mathbf{y}}$ are transmitted and generated signals, respectively, and $\mathbf{f}_{\theta_G}(\mathbf{x})$ is a residual generator aiming to learn the difference between transmitted and received signals with the conditional input \mathbf{x} . The distribution of the difference between transmitted and received signals is considered to be easier to learn than the distribution of the received signal $p_{\tilde{h}}(\tilde{\mathbf{y}}|\mathbf{x})$. For example, only a Gaussian noise needs to be generated by the residual generator $\mathbf{f}_{\theta_G^R}$ in the AWGN channel,

while the traditional generator needs to generate the whole received signal $\tilde{\mathbf{y}}$. The gradient in each iteration for the transmitter DNN can be computed as:

$$\begin{aligned}\nabla_{\theta_T} \tilde{\mathcal{L}}(\theta_T) &= \frac{1}{B} \sum_{i=1}^B \frac{\partial l}{\partial \mathbf{f}_{\theta_R}} \frac{\partial \mathbf{f}_{\theta_R}}{\partial \mathbf{f}_{\theta_G}} \frac{\partial \mathbf{f}_{\theta_G}}{\partial \mathbf{f}_{\theta_T}} \nabla_{\theta_T} \mathbf{f}_{\theta_T}(\mathbf{1}_m^{(i)}) \\ &= \frac{1}{B} \sum_{i=1}^B \frac{\partial l}{\partial \mathbf{f}_{\theta_R}} \frac{\partial \mathbf{f}_{\theta_R}}{\partial \mathbf{f}_{\theta_G}} \frac{\partial \mathbf{f}_{\theta_G}^R}{\partial \mathbf{f}_{\theta_T}} \nabla_{\theta_T} \mathbf{f}_{\theta_T}(\mathbf{1}_m^{(i)}) \\ &\quad + \frac{1}{B} \sum_{i=1}^B \frac{\partial l}{\partial \mathbf{f}_{\theta_R}} \frac{\partial \mathbf{f}_{\theta_R}}{\partial \mathbf{f}_{\theta_G}} \nabla_{\theta_T} \mathbf{f}_{\theta_T}(\mathbf{1}_m^{(i)}).\end{aligned}\quad (9)$$

Note that (9) is the gradient for updating the transmitter DNN weights of the proposed RA-GAN based training scheme. There are two items on the right side of (9). The first item is the same as that (7), while the second item denotes the gradient through the skip connection between the input and output layers of the generator. Compared with the conventional GAN, the RA-GAN could generate a more powerful gradient to efficiently train the transmitter DNN due to the extra second item in (9), thus the gradient vanishing problem could be mitigated.

It should be pointed out that for the RA-GAN based training scheme, only a small number of extra operations are needed both in feedforward calculation and backpropagation procedure due to the skip connection. Therefore, the extra computational complexity for the residual generator is negligible compared with the addition and multiplication operations for the conventional generator.

B. Regularization method to mitigate overfitting

In this subsection, we reconstruct the loss function for the E2E learning of communication system to mitigate the overfitting problem. As the generator and the discriminator in GAN are added to train the E2E learning of communication system, the representation ability will substantially increase due to a mass of extra trainable DNN weights, which results in the overfitting problem [24]. To limit the representation ability of RA-GAN based training scheme, the regularizer is added in the loss function. Compared to the existing GAN based training scheme, the regularizer enables the RA-GAN based training scheme to generate a signal as similar to the real received signal as possible by using the regularization method. Specifically, by adding a weight penalty item $\Omega(\theta)$ in the original loss function in (6) to restrict the representation ability of RA-GAN, we have

$$\hat{\mathcal{L}}(\theta_i) = \tilde{\mathcal{L}}(\theta_i) + \lambda \Omega(\theta_i), i \in \{\mathbf{R}, \mathbf{T}, \mathbf{G}, \mathbf{D}\}, \quad (10)$$

where $\widehat{\mathcal{L}}(\theta_i)$ and $\widetilde{\mathcal{L}}(\theta_i)$ are the reconstructed and original loss functions, respectively, λ is the hyper-parameter to balance the penalty item and original loss function $\widetilde{\mathcal{L}}(\theta_i)$. R , T , G , and D represent the receiver, transmitter, generator, and discriminator in the RA-GAN based training scheme, respectively. In this paper, we use l_2 regularization $\frac{1}{2}||\theta||^2$ as the penalty item. The key procedures of the RA-GAN based training scheme are described in **Algorithm 1**.

Algorithm 1: RA-GAN based E2E training scheme.

Input:

- 1) Maximum number of iterations Epoch;
- 2) Real channel dataset \mathcal{H} ;

Output:

Trained transmitter and receiver DNNs weights θ_T and θ_R ;

- 1 Initialization: $M = 16$, $n = 7$, $B = 320$, $N_{\text{train}} = 10000$,
 $\delta^2 = (\frac{2E_b \log_2 M}{N_0 n})^{-1}$, $\lambda = 0.01$, Index = $\lfloor N_{\text{train}}/B \rfloor$;
 - 2 Generate N_{train} training data samples at random;
 - 3 Initialize weights $\theta_D, \theta_G, \theta_R$, and θ_T according to the Xavier initialization method [25];
 - 4 **for** $epoch = 1, 2, \dots, \text{Epoch}$ **do**
 - 5 **for** $index = 1, 2, \dots, \text{Index}$ **do**
 - 6 Take B one-hot vectors as training samples;
 - 7 Calculate transmitted signals: $\mathbf{x}^{(1)}, \dots, \mathbf{x}^{(B)}$;
 - 8 Take B channel samples: $\mathbf{h}^{(1)}, \dots, \mathbf{h}^{(B)}$;
 - 9 Get real received signals: $\mathbf{y}^{(1)}, \dots, \mathbf{y}^{(B)}$;
 - 10 Generate fake received signals: $\widetilde{\mathbf{y}}^{(1)}, \dots, \widetilde{\mathbf{y}}^{(B)}$;
 - 11 **for** $i \in \{D, G, R, T\}$ **do**
 - 12 Calculate the loss function $\widehat{\mathcal{L}}(\theta_i)$ according to (10);
 - 13 Use $\nabla_{\theta_i} \widehat{\mathcal{L}}(\theta_i)$ to update θ_i according to the Adam method [21];
 - 14 **end**
 - 15 **end**
 - 16 **end**
 - 17 Return θ_R and θ_T .
-

Note that the penalty item $\Omega(\theta_i)$ in (10) only introduces limited operations when we compute the new loss function and gradient in each iteration. The computational complexity after reconstructing the loss function is $\mathcal{O}(|\theta_D| + |\theta_G| + |\theta_R| + |\theta_T|)$, where $|\theta|$ denote the number of weights in θ . This increased complexity is still negligible compared with addition and multiplication operations in multi-layer DNN.

IV. SIMULATION RESULTS

In this section, we investigate the performance of the proposed RA-GAN based training scheme in terms of block error rate (BLER) for data transmission in the AWGN channel, Rayleigh channel, and DeepMIMO channel dataset based on ray-tracing [26], respectively. We compare the performance of the RA-GAN based training scheme with RL [12] and GAN based training scheme [14], and the optimal training method with known channel is also considered as the optimal performance bound. In the optimal training method, we assume the real channel are known at the transmitter, which makes the gradient $\nabla_{\theta_T} \tilde{\mathcal{L}}$ available to train the transmitter DNN. In addition, we analyze the ability of RA-GAN to generate a fake received signal and compare it with GAN. The layouts of the transmitter, receiver, generator, and discriminator are described in Table I. Moreover, the parameter E_b/N_0 denotes the ratio of energy per bit (E_b) to the noise power spectral density (N_0), and the noise power δ^2 equals to $(\frac{2E_b \log_2 M}{N_0 n})^{-1}$ [1].

TABLE I
SIMULATION PARAMETERS IN RA-GAN BASED TRAINING SCHEME.

	Activation function	Output dimension
Transmitter DNN	ReLU	$2M$
	Linear	$2n$
	Normalization	$2n$
Receiver DNN	ReLU	$4M$
	Softmax	$2M$
Generator DNN	ELU	$8M$
	Tanh	$8M$
	Linear	$2n$
Discriminator DNN	ELU	$2M$
	ELU	$2M$
	Sigmoid	1

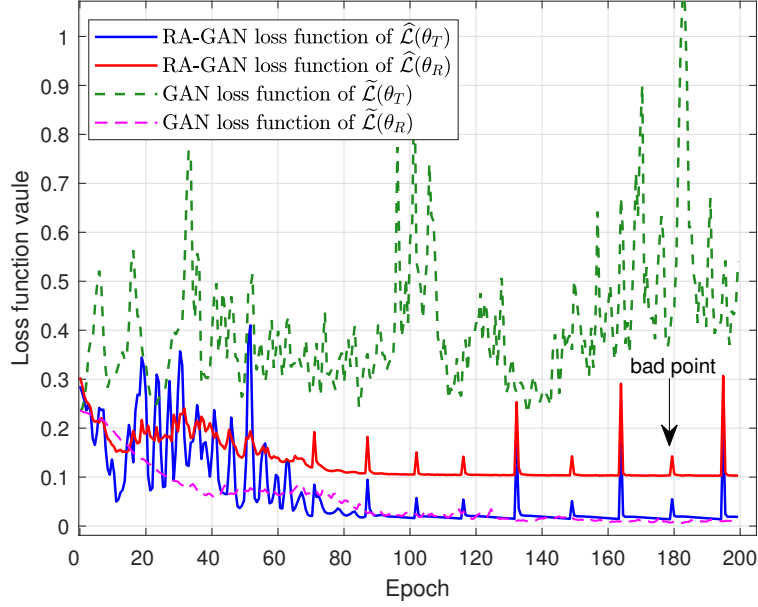


Fig. 4. Generation performance comparison between the conventional GAN and the proposed RA-GAN.

A. Generation capability comparison between RA-GAN and GAN

At first, we compare the generation performance of the conventional GAN and the proposed RA-GAN for training the E2E communication system. Specifically, we consider the reconstructed loss function $\hat{\mathcal{L}}(\theta_R)$, $\hat{\mathcal{L}}(\theta_T)$ in (10) for RA-GAN based training scheme and the original loss function $\tilde{\mathcal{L}}(\theta_R)$, $\tilde{\mathcal{L}}(\theta_T)$ in GAN based training scheme. As mentioned in Subsection II-B, the motivation of introducing RA-GAN and GAN is to generate a signal as similar to the real received signal as possible, i.e., the loss functions to train the transmitter DNN should be very close and consistent with the loss function to train the receiver DNN.

In Fig. 4, we show the values of the corresponding loss functions against the training epoch in the AWGN channel, in which the received signal y can be expressed as $y = x + w$, where x and w are the transmitted signal and Gaussian noise, respectively. The system is trained at $E_b/N_0 = 3$ dB. We can observe that the original loss function $\tilde{\mathcal{L}}(\theta_T)$ in the GAN based training scheme can not converge, and it is not close to the $\tilde{\mathcal{L}}(\theta_R)$. This result is caused by the gradient vanishing and overfitting problems. On the contrary, the reconstructed loss functions $\hat{\mathcal{L}}(\theta_T)$ and $\hat{\mathcal{L}}(\theta_R)$ in the proposed RA-GAN based training scheme are very stable, and they converge faster than the original loss functions $\tilde{\mathcal{L}}(\theta_T)$ and $\tilde{\mathcal{L}}(\theta_R)$. Note that in the training process, there are still some bad points due to the randomness of training, but the bad points could recover in

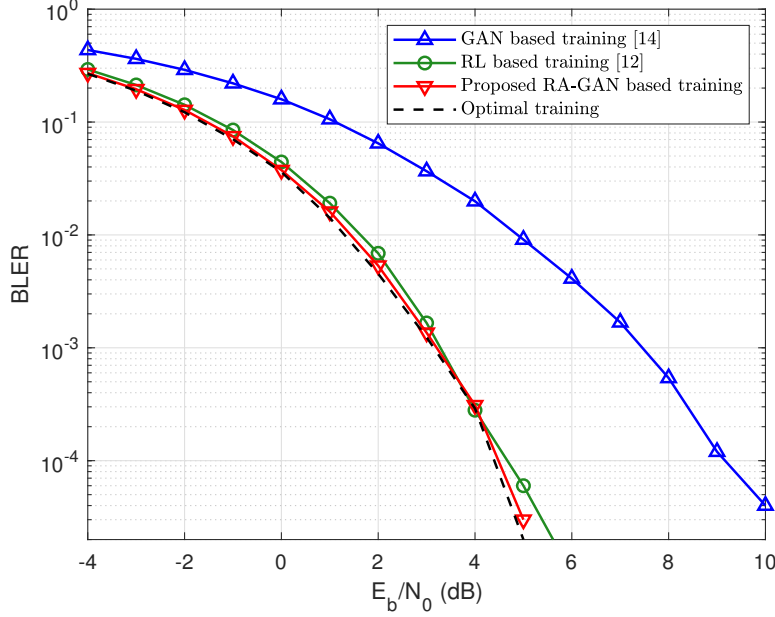


Fig. 5. BLER performance comparison in the AWGN channel.

the next epoch. The gap between $\hat{\mathcal{L}}(\theta_R)$ and $\hat{\mathcal{L}}(\theta_T)$ is equal to the gap between the penalty item $\lambda\Omega(\theta_R)$ and $\lambda\Omega(\theta_T)$. Thus, compared with the existing GAN based training scheme, the proposed RA-GAN based training scheme could generate a much more similar signal to the real received signal, which shows that the trained residual generator has better generation performance than the conventional generator.

B. BLER performance in the AWGN channel

Next, we compare the performance of the RA-GAN based training scheme, GAN based training scheme [14], the RL based training scheme [12], and the optimal training method in the AWGN channel. The training parameters are the same as those in Subsection IV-A. As mentioned in Section III-A, the residual generator just needs to generate Gaussian output. This is simple to realize by scaling the standard Gaussian input \mathbf{z} .

We test the BLER performance with a validation dataset including 100,000 random one-hot vectors. As shown in Fig. 5, we can observe that the BLER performance gap between the existing GAN based training scheme [14] and the optimal training scheme with known channel is large. This large performance gap is caused by the gradient vanishing and overfitting problems when training GAN. On the contrary, the proposed RA-GAN based training scheme almost approaches the optimal training method.

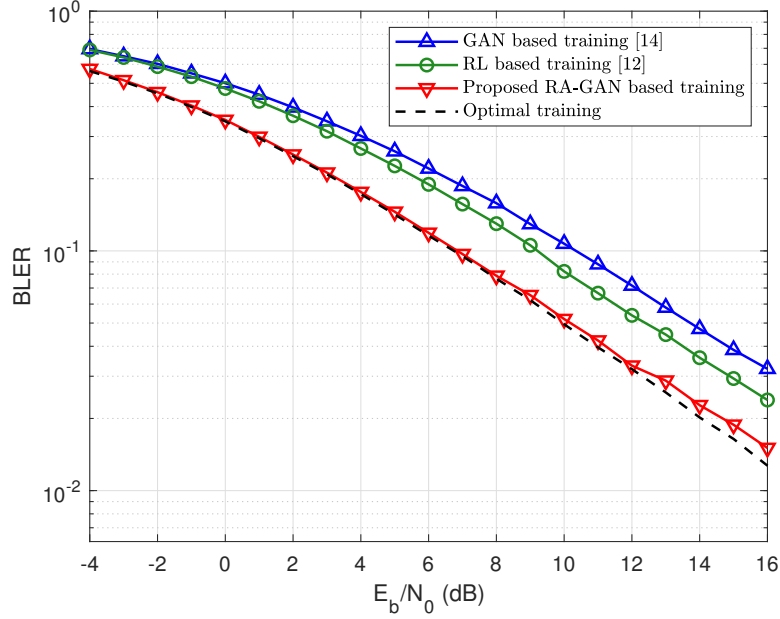


Fig. 6. BLER performance comparison in the Rayleigh fading channel.

C. BLER performance in the Rayleigh fading channel

In this subsection, we consider the Rayleigh fading channel $h \sim \mathcal{CN}(0, 1)$. The receiver signal \mathbf{y} could be denoted by $\mathbf{y} = h\mathbf{x} + \mathbf{w}$. Unlike the AWGN channel, some known pilot signals \mathbf{x}_p are transmitted to help to train the E2E learning of communication system in the Rayleigh fading channel [14]. The received pilot signal \mathbf{y}_p concatenate with received data signal \mathbf{y} as the input of receiver and RA-GAN.

In Fig. 6, we show the BLER performance of RA-GAN based training scheme compared with GAN based training schemes [14] and RL based training schemes [12] in Rayleigh fading channel. We train the system at $E_b/N_0 = 13$ dB, and double the input dimension of the receiver and RA-GAN due to the use of the pilot. We observe that the RA-GAN based training scheme outperforms the RL and GAN based training schemes, e.g., the proposed RA-GAN based training scheme outperforms the GAN based training scheme by 3 dB when the BLER is 0.1. When E_b/N_0 is lower than 12 dB, the BLER performance of RA-GAN based training scheme could almost overlap with the optimal training method. When E_b/N_0 is greater than 13 dB, the BLER performance of the proposed RA-GAN based training scheme cannot approach the optimal training method. This is caused by the fact that the regularizer will limit the representation ability of the E2E learning of communication system. If we decrease the hyper-parameter λ in

TABLE II
THE DEEPMIMO DATASET SIMULATION PARAMETERS.

Parameter	Value
Name of scenario	O1
Active BS	3
Active users	Row 1-2751
Number of users	497,931
Number of BS antenna in (x,y,z)	(1,1,1)
System bandwidth	0.5 GHz
System spectrum	60 GHz
Number of OFDM sub-carriers	64
OFDM limit	1
Number of channel paths	5

(10), the optimal BLER performance will be achieved, but the BLER performance will degrade in low E_b/N_0 regions.

D. BLER performance in the ray-tracing based DeepMIMO dataset

To verify the performance of the proposed RA-GAN based training scheme in the real channel, we use the DeepMIMO channel dataset based on ray-tracing [26] to generate channel samples which is more realistic than the simulated channel model, e.g., the AWGN channel and the Rayleigh fading channel. By using Wireless InSite ray-tracing simulator [27], the DeepMIMO channel dataset can capture the dependence on the real channel environmental factors such as user location and environment geometry and so on. One main advantage of the DeepMIMO channel dataset is that the dataset could be completely defined by the parameters set and the 3D ray-tracing scenario. In our simulations, the DeepMIMO channel data are generated according to the parameters shown in Table II. This DeepMIMO channel dataset contains the channels between the BS 3 and single-antenna users from Row 1 to Row 2751, which is divided into a training set and a validation set. The training set with 80% of the data is used to train the E2E learning of communication system, while the validation set with the rest 20% data is used to test the system performance.

In Fig. 7, we show the BLER performance of RA-GAN based training scheme compared with GAN based training schemes [14] and RL based training schemes [12] in the DeepMIMO channel dataset. The training E_b/N_0 is 13 dB, the batch size is 640, and the hyper-parameter λ is 0.005. We can observe that the proposed RA-GAN based training scheme outperforms

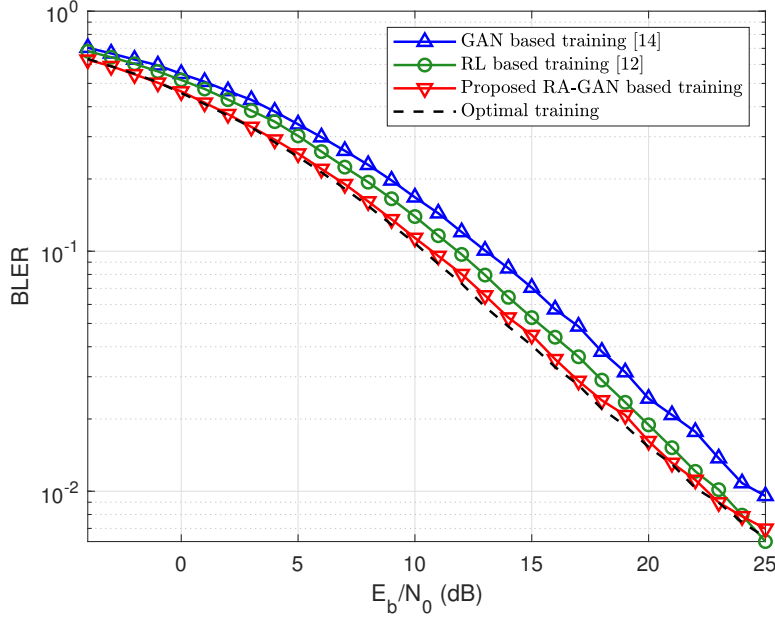


Fig. 7. BLER performance comparison in DeepMIMO channel dataset.

the GAN and RL based training schemes, e.g., the proposed RA-GAN based training scheme outperforms the GAN based training scheme by 2 dB when the BLER is 0.1. Moreover, the proposed RA-GAN based training scheme can mitigate the gradient vanishing and overfitting problems of GAN, and thus achieve the near-optimal BLER performance.

V. CONCLUSIONS

In this paper, we proposed the RA-GAN based training scheme for the E2E learning of communication system to train transmitter without a known channel. Specifically, we improved the surrogate gradient method by using residual learning to transform the conventional GAN into RA-GAN with a negligible increase in computational complexity. Based on the proposed RA-GAN based training scheme, more powerful and robust gradients can be achieved to solve the gradient vanishing problem. Furthermore, a regularizer was utilized in the RA-GAN to limit the representation ability, which can solve the overfitting problem. Simulation results verified the near-optimal BLER performance of the proposed RA-GAN based training scheme, which outperforms other deep learning methods in the AWGN channel, Rayleigh fading channel, and DeepMIMO channel dataset. For future research of E2E learning of communication system, we will focus on how to train the transmitter without a known channel in multiple-input multiple-output (MIMO) and multi-user scenarios.

REFERENCES

- [1] T. O'Shea and J. Hoydis, "An introduction to deep learning for the physical layer," *IEEE Trans. Cogn. Commun. Netw.*, vol. 3, no. 4, pp. 563–575, Dec. 2017.
- [2] E. Zehavi, "8-PSK trellis codes on rayleigh channel," *IEEE Trans. Commun.*, vol. 40, no. 5, pp. 536–540, Oct. 1989.
- [3] S. Dörne, S. Cammerer, J. Hoydis, and S. t. Brink, "Deep learning based communication over the air," *IEEE J. Sel. Topics Signal Process.*, vol. 12, no. 1, pp. 132–143, Feb. 2018.
- [4] S. Yang and L. Hanzo, "Fifty years of MIMO detection: The road to large-scale MIMOs," *IEEE Commun. Surveys Tuts.*, vol. 17, no. 4, pp. 1941–1988, 4th Quart. 2015.
- [5] M. Kim, N. Kim, W. Lee, and D. Cho, "Deep learning-aided SCMA," *IEEE Commun. Lett.*, vol. 22, no. 4, pp. 720–723, Apr. 2018.
- [6] B. Zhu, J. Wang, L. He, and J. Song, "Joint transceiver optimization for wireless communication PHY using neural network," *IEEE J. Sel. Areas Commun.*, vol. 37, no. 6, pp. 1364–1373, Jun. 2019.
- [7] A. Felix, S. Cammerer, S. Dörner, J. Hoydis, and S. Ten Brink, "OFDM-autoencoder for end-to-end learning of communications systems," in *Proc. IEEE Int. Workshop Signal Process. Adv. Wireless Commun. (IEEE SPAWC'18)*, Jun. 2018, pp. 1–5.
- [8] H. Ye, G. Ye Li, and B. F. Juang, "Bilinear convolutional auto-encoder based pilot-free end-to-end communication systems," in *Proc. IEEE Int. Conf. on Commun. (IEEE ICC'2020)*, Jun. 2020, pp. 1–6.
- [9] N. A. Letizia and A. M. Tonello, "Capacity-approaching autoencoders for communications," *arXiv preprint arXiv:2020.05273*, Sep. 2020.
- [10] E. Balevi and J. G. Andrews, "Autoencoder-based error correction coding for one-bit quantization," *IEEE Trans. Commun.*, vol. 68, no. 6, pp. 3440–3451, Jun. 2020.
- [11] V. Raj and S. Kalyani, "Backpropagating through the air: Deep learning at physical layer without channel models," *IEEE Commun. Lett.*, vol. 22, no. 11, pp. 2278–2281, Nov. 2018.
- [12] F. A. Aoudia and J. Hoydis, "Model-free training of end-to-end communication systems," *IEEE J. Sel. Areas Commun.*, vol. 37, no. 11, pp. 2503–2516, Nov. 2019.
- [13] R. Fritschek, R. F. Schaefer, and G. Wunder, "Deep learning for channel coding via neural mutual information estimation," in *Proc. IEEE Int. Workshop Signal Process. Adv. Wireless Commun. (IEEE SPAWC'19)*, Jul. 2019, pp. 1–5.
- [14] H. Ye, G. Y. Li, B. F. Juang, and K. Sivanesan, "Channel agnostic end-to-end learning based communication systems with conditional GAN," in *Proc. IEEE Globecom Workshops (IEEE GC Wkshps'18)*, Abu Dhabi, UAE, Dec. 2018, pp. 1–5.
- [15] M. Goutay, F. A. Aoudia, and J. Hoydis, "Deep reinforcement learning autoencoder with noisy feedback," in *Proc. International Symposium on Modeling and Optimization in Mobile, Ad Hoc, and Wireless Networks (WiOPT'19)*, Jun. 2019, pp. 1–6.
- [16] H. Ye, L. Liang, G. Y. Li, and B. Juang, "Deep learning-based end-to-end wireless communication systems with conditional GANs as unknown channels," *IEEE Trans. Wireless Commun.*, vol. 19, no. 5, pp. 3133–3143, May 2020.
- [17] T. J. O'Shea, T. Roy, N. West, and B. C. Hilburn, "Physical layer communications system design over-the-air using adversarial networks," in *Proc. Eur. Signal Process. Conf. (EUSIPCO'18)*, Sep. 2018, pp. 529–532.
- [18] T. J. O'Shea, T. Roy, and N. West, "Approximating the void: Learning stochastic channel models from observation with variational generative adversarial networks," in *Proc. Int. Conf. Comput., Netw. Commun. (IEEE ICNC'19)*, Feb. 2019, pp. 681–686.
- [19] S. Dörner, M. Henninger, S. Cammerer, and S. ten Brink, "WGAN-based autoencoder training over-the-air," in *Proc. IEEE Int. Workshop on Signal Process. Adv. in Wireless Commun. (IEEE SPAWC'20)*, May 2020, pp. 1–5.

- [20] I. J. Goodfellow, J. Pouget-Abadie, M. Mirza, B. Xu, D. Warde-Farley, S. Ozair, A. Courville, and Y. Bengio, “Generative adversarial networks,” in *Proc. Neural Information Processing Systems (NIPS’14)*, Dec. 2014, pp. 2672–2680.
- [21] D. P. Kingma and J. Ba, “Adam: A method for stochastic optimization,” *arXiv preprint arXiv: 1412.6980*, Dec. 2014.
- [22] M. Arjovsky, S. Chintala, and L. Bottou, “Wasserstein generative adversarial networks,” in *Proc. Int. Conf. on Machine Learning (ICML’17)*, Aug. 2017, pp. 214–223.
- [23] K. He, X. Zhang, S. Ren, and J. Sun, “Deep residual learning for image recognition,” in *Proc. IEEE Conference on Computer Vision and Pattern Recognition (IEEE CVPR’16)*, Jun. 2016, pp. 770–778.
- [24] I. Goodfellow, Y. Bengio, and A. Courville, *Deep Learning*. MIT Press, 2016, <http://www.deeplearningbook.org>.
- [25] X. Glorot and Y. Bengio, “Understanding the difficulty of training deep feedforward neural networks.” *Journal of Machine Learning Research*, vol. 9, pp. 249–256, Jan. 2010.
- [26] A. Alkhateeb, “DeepMIMO: A generic deep learning dataset for millimeter wave and massive MIMO applications,” in *Proc. IEEE Inf. Theory Appl. Workshop (ITA’19)*, San Diego, CA, Feb. 2019, pp. 1–8.
- [27] Remcom, “Wireless insite,” <https://www.remcom.com/wireless-insite>.