

# Hamiltonian-Driven Shadow Tomography of Quantum States

Hong-Ye Hu<sup>1</sup> and Yi-Zhuang You<sup>1</sup>

<sup>1</sup>*Department of Physics, University of California San Diego, La Jolla, CA 92093, USA*

(Dated: June 23, 2021)

Classical shadow tomography provides an efficient method for predicting functions of an unknown quantum state from a few measurements of the state. It relies on a unitary channel that efficiently scrambles the quantum information of the state to the measurement basis. Facing the challenge of realizing deep unitary circuits on near-term quantum devices, we explore the scenario in which the unitary channel can be shallow and is generated by a quantum chaotic Hamiltonian via time evolution. We provide an unbiased estimator of the density matrix for all ranges of the evolution time. We analyze the sample complexity of the Hamiltonian-driven shadow tomography. We find that it can be more efficient than the unitary-2-design-based shadow tomography in a sequence of intermediate time windows that range from an order-1 scrambling time to a time scale of  $D^{1/6}$ , given the Hilbert space dimension  $D$ . In particular, the efficiency of predicting diagonal observables is improved by a factor of  $D$  without sacrificing the efficiency of predicting off-diagonal observables.

*Introduction.*— Quantum state tomography [1–5] is an essential quantum technology underlying the characterization of quantum devices and the discrimination of quantum states. It aims to reconstruct the density matrix from repeated measurements of identically prepared copies of a quantum system. While the complexity of exact tomography of the full density matrix scales exponentially with the system size due to the curse of dimensionality[6, 7], approximate tomography with polynomial complexity has been developed with assumptions of the underlying quantum state, including matrix product state tomography[8–10], reduced density matrix tomography[11–16], and machine learning tomography[17–25].

Among various tomography schemes, *shadow tomography*[26–32] has recently attracted much research attention. Given a copy of a  $N$ -qubit quantum system described by the density matrix  $\rho$ , the shadow tomography protocol first performs a random unitary transformation  $U$  on the state  $\rho \rightarrow \rho' = U\rho U^\dagger$ , then measures the transformed state  $\rho'$  in the computational basis (i.e. simultaneously measuring the Pauli- $Z$  operator on every qubit), as illustrated in Fig. 1. After the measurement, the system collapses to a pure state  $|b\rangle$  labeled by the bit-string  $b \in \{0, 1\}^N$  of measurement outcomes. Classical snapshots  $\hat{\sigma} = U^\dagger|b\rangle\langle b|U$  of the quantum system can be collected through repeated measurements. Given the knowledge about the random ensemble of the unitary transformation  $U$ , the density matrix  $\rho$  can be reconstructed as a particular linear combination of the ensemble average of classical snapshots  $\hat{\sigma}$ , where the linear channel only depends on properties of the unitary ensemble.

The unitary transformation  $U$  plays an important role in the protocol to scramble the quantum information, such that the computational basis measurement on the scrambled state  $\rho'$  is effectively a simultaneous measurement of a random set of  $N$  commuting operators  $\{U^\dagger Z_i U\}_{i=1}^N$  on the original state  $\rho$ . In this way, each measurement returns measurement outcomes for  $2^N$  observables (as products of arbitrary subsets of the commuting operators, e.g.  $U^\dagger(Z_i Z_j \cdots)U$ ), which provides

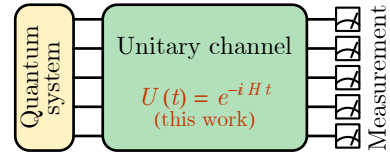


FIG. 1. Shadow tomography protocol. Specially in this work, the unitary channel is considered to be a time evolution generated by a random Hamiltonian  $H$  for time  $t$ .

an efficient way to extract information from the quantum system. The shadow tomography saturates the fundamental lower bound on the minimal number of independent samples required for tomography,[33] achieving the maximal efficiency. In particular, when the unitary ensemble is Haar random (or any unitary 2-design such as random Clifford circuits), the scrambling is strongest to enable estimating rank-1 observables (such as quantum fidelity) with a constant number of samples that does not scale with the system size  $N$ . [28, 30]

However, insufficient scrambling power of the unitary channel will affect the efficiency of shadow tomography. To investigate the effect of scrambling power on the tomography efficiency, we consider the random unitary channel  $U(t) = e^{-iHt}$  to be the time evolution generated by a chaotic Hamiltonian  $H$ , which enables us to tune the scrambling power of the unitary channel by the evolution time  $t$ . Such a tomography scheme will be called the *Hamiltonian-driven shadow tomography*. When  $t = 0$ , the unitary channel is an identity that has no scrambling power, then the shadow tomography is only able to reconstruct the diagonal part of the density matrix  $\rho$  (in the computational basis). As the quantum system evolves for some time, the computational basis measurement will be able to probe the off-diagonal part of  $\rho$  more efficiently, but it also becomes less efficient to infer the diagonal part of  $\rho$  as the diagonal information starts to get scrambled with the off-diagonal information. In the long-time limit, the unitary ensemble approaches the Haar limit, and the

efficiency for both diagonal and off-diagonal parts converges to the same limit. In this work, we derive the reconstruction channel for the Hamiltonian-driven shadow tomography and analyze its efficiency as a function of the evolution time  $t$  and the total Hilbert space dimension  $D = 2^N$ . We find that there exists an intermediate time range  $1 \lesssim t \lesssim D^{1/6}$ , in which the Hamiltonian-driven shadow tomography only need  $\sim \text{Tr}(O_d^2)/D$  samples to estimate a diagonal observable  $O_d$ , and  $\sim \text{Tr}(O_o^2)$  samples to estimate an off-diagonal observable  $O_o$ , which is superior to the shadow tomography based on 2-design random unitaries. Our result may find applications in shadow tomography with shallow quantum circuits, which are feasible in the noisy intermediate-scale quantum (NISQ)[34] era.

*Brief Review of Shadow Tomography.*— Consider a  $N$ -qubit system described by an unknown density matrix  $\rho$  which can be prepared repeatedly. The goal of the quantum state tomography is to infer  $\rho$  from repeated measurements on independent copies of the state. In each experiment, the state  $\rho$  is first evolved by a unitary operator  $U$  drawn from the distribution  $P(U)$  and then measured in the computational basis. The measurement will prepare a classical snapshot of the quantum system  $\hat{\sigma} \equiv U^\dagger|b\rangle\langle b|U$  with  $b \in \{0, 1\}^N$  labeling the measurement outcome. After  $M$  repeated experiments, we will collect  $M$  classical snapshots  $\{\hat{\sigma}_1, \dots, \hat{\sigma}_M\}$ . We can view the average mapping from the quantum state  $\rho$  to its classical snapshots as a measure-and-prepare quantum channel  $\mathcal{M}$ ,

$$\mathcal{M}(\rho) = \mathbb{E}\hat{\sigma} = \mathbb{E}[U^\dagger|b\rangle\langle b|U], \quad (1)$$

where the averaging is taken over both the unitary ensemble  $P(U)$  and the possible measurement outcomes following the probability distribution  $P(b|U) = \langle b|U\rho U^\dagger|b\rangle$ .

The quantum state  $\rho$  can be reconstructed by applying the inverse channel  $\mathcal{M}^{-1}$  (i.e. the reconstruction channel)

$$\rho = \mathcal{M}^{-1}(\mathbb{E}\hat{\sigma}) = \mathbb{E}\mathcal{M}^{-1}(\hat{\sigma}) = \mathbb{E}\hat{\rho}, \quad (2)$$

where  $\hat{\rho} \equiv \mathcal{M}^{-1}(\hat{\sigma}) = \mathcal{M}^{-1}(U^\dagger|b\rangle\langle b|U)$  is called the *classical shadow* of the original quantum state  $\rho$ . The reconstruction channel  $\mathcal{M}^{-1}$  does not admit physical implementation, as it is not completely positive in general. Nevertheless, given the distribution  $P(U)$  of the unitary ensemble, the reconstruction channel  $\mathcal{M}^{-1}$  can be calculated and applied to the classical snapshots  $\{\hat{\sigma}_1, \dots, \hat{\sigma}_M\}$  by classical post-processing[30] to obtain the set of classical shadows  $\{\hat{\rho}_1, \dots, \hat{\rho}_M\}$ , which can then be used to estimate both linear and nonlinear functions of the underlying quantum state  $\rho$ . For example, the expectation value  $o = \text{Tr}(O\rho)$  of a physical observable  $O$  is a linear function of  $\rho$ , which can be estimated as

$$o = \text{Tr}(O\rho) = \mathbb{E}[\text{Tr}(O\hat{\rho})] \simeq \frac{1}{M} \sum_i \text{Tr}(O\hat{\rho}_i). \quad (3)$$

Nonlinear functions, such as  $\text{Tr}(O\rho \otimes \rho)$ , can also be es-

timated similarly,

$$\begin{aligned} \text{Tr}(O\rho \otimes \rho) &= \text{Tr}(O\mathbb{E}[\hat{\rho}] \otimes \mathbb{E}[\hat{\rho}]) \\ &\simeq \frac{1}{M(M-1)} \sum_{i \neq j} \text{Tr}(O\hat{\rho}_i \otimes \hat{\rho}_j), \end{aligned} \quad (4)$$

given the fact that  $\hat{\rho}_i$  and  $\hat{\rho}_j$  are statistically independent. When number of experiments  $M$  is large enough, the statistical averages over classical shadows in Eq. (3) and Eq. (4) will converge to their corresponding expectation values without bias.

*Hamiltonian-Driven Shadow Tomography.*— The shadow tomography approach crucially relies on the realization of the unitary channel with sufficient scrambling power. Tomography schemes using global Haar/Clifford unitary ensemble have been proposed in Ref. [28, 30]. In practice, it remains challenging to realize these unitary ensembles on NISQ devices. We propose to generate the scrambling unitary channel by some quantum chaotic Hamiltonian  $H$  through time-evolution  $U(t) = e^{-iHt}$ . With this setup, the quantum dynamics also enter the discussion, as it becomes meaningful to discuss how the reconstruction channel  $\mathcal{M}^{-1}$  and the tomography efficiency depends on the evolution time  $t$ .

To analyze the problem, we model the chaotic Hamiltonian generally by a random Hermitian operator  $H$  drawn from the Gaussian unitary ensemble (GUE) in  $D = 2^N$  dimensional Hilbert space, following the probability distribution  $P(H) \propto \exp(-\frac{D}{2} \text{Tr} H^2)$ . The energy scale is such normalized that the spectral density of  $H$  approaches the Wigner semicircle law  $\rho(E) = \frac{1}{2\pi} \sqrt{4 - E^2}$  of the spectral radius 2 as  $D \rightarrow \infty$ . The unitary time-evolution generated by  $H$  admits the following eigen decomposition

$$U(t) = e^{-iHt} = V\Lambda(t)V^\dagger. \quad (5)$$

where  $V$  is the matrix diagonalizing  $H$  and  $\Lambda(t)$  is the diagonal matrix  $\Lambda_{nn'}(t) = e^{-iE_n t} \delta_{nn'}$  with  $E_n$  being the eigen energies of  $H$ . For the GUE random matrix  $H$ , the unitary  $V$  is Haar random.

Substitute the eigen decomposition of  $U$  in Eq. (5) to Eq. (1), the quantum channel  $\mathcal{M}$  can be expanded as

$$\begin{aligned} \mathcal{M}(\rho) &= \mathbb{E}_{V, \Lambda} \sum_{b \in \{0, 1\}^N} V\Lambda(t)^\dagger V^\dagger |b\rangle\langle b| V\Lambda(t) V^\dagger \\ &\quad \langle b| V\Lambda(t) V^\dagger \rho V\Lambda(t)^\dagger V^\dagger |b\rangle. \end{aligned} \quad (6)$$

Using the results of Haar measure integral[35, 36] and the spectral form factor of GUE matrices[37], to the leading order of  $D$ , the quantum channel simplifies to

$$\begin{aligned} \mathcal{M}(\rho) &= \mathcal{M}(\mathbb{1}/D + \rho_o + \rho_d) \\ &= \frac{\mathbb{1}}{D} + \frac{\rho_o}{\alpha_D(t)} + \frac{\rho_d}{\beta_D(t)}, \end{aligned} \quad (7)$$

where  $\mathbb{1}$  stands for the identity matrix,  $\rho_o$  is the off-diagonal part of  $\rho$ , and  $\rho_d$  is the traceless diagonal part

of  $\rho$ . The coefficients  $\alpha_D(t)$ , and  $\beta_D(t)$  are defined as

$$\begin{aligned}\alpha_D(t) &= \left( \frac{1}{D+1} - \lambda_D(t) \right)^{-1}, \\ \beta_D(t) &= \left( \frac{1}{D+1} + D\lambda_D(t) \right)^{-1}, \\ \lambda_D(t) &= \frac{(Dr^2(t) + r(2t))^2 - 4r^2(t)}{(D+3)(D^2-1)},\end{aligned}\quad (8)$$

and  $r(t) = J_1(2t)/t$  with  $J_1$  being the Bessel function of the first kind (which captures the leading- $D$  behavior of spectral form factors). See Appendix A for detail derivations.

In the short time limit  $t \rightarrow 0$ , the quantum channel becomes

$$\mathcal{M}(\rho) \rightarrow \frac{\mathbb{1}}{D} + \rho_d. \quad (9)$$

As expected, only the diagonal part of the density matrix will be transmitted through this quantum channel. Because in the absence of time-evolution, the computational basis measurement can only extract the diagonal information of the density matrix, and the off-diagonal information is completely lost. As the measurement is not tomographically complete, the channel  $\mathcal{M}$  is not invertible at  $t = 0$ . However, after a finite time-evolution, a finite fraction of the off-diagonal information will be scrambled to the diagonal part of the density matrix and become accessible to the measurement, then the channel  $\mathcal{M}$  will be invertible (as long as  $t \neq 0$ ). In the long-time limit  $t \rightarrow +\infty$ , the quantum channel converges to the known result [28] for shadow tomography with unitary 2-design

$$\mathcal{M}(\rho) \rightarrow \frac{\mathbb{1}}{D} + \frac{\rho_d}{D+1} + \frac{\rho_o}{D+1}. \quad (10)$$

The diagonal and off-diagonal parts converge to the same channel transmission rate in this limit, indicating that the quantum information has been fully scrambled.

Since  $\mathbb{1}/D$ ,  $\rho_o$ , and  $\rho_d$  are all orthogonal to each other, the inverse channel of Eq. (7) is simply obtained by inverting the coefficient of each term,

$$\hat{\rho} = \mathcal{M}^{-1}(\hat{\sigma}) = \frac{\mathbb{1}}{D} + \alpha_D(t)\hat{\sigma}_o + \beta_D(t)\hat{\sigma}_d \quad (11)$$

where  $\hat{\sigma}_o$  and  $\hat{\sigma}_d$  are respectively the off-diagonal and the traceless diagonal part of the classical snapshot  $\hat{\sigma} = U(t)^\dagger |b\rangle\langle b| U(t)$ . Coefficients  $\alpha_D(t)$  and  $\beta_D(t)$  were defined in Eq. (8). Given the reconstruction channel  $\mathcal{M}^{-1}$  for the Hamiltonian-driven shadow tomography, we can use classical shadows  $\hat{\rho} = \mathcal{M}^{-1}(\hat{\sigma})$  to reconstruct the density matrix  $\rho = \mathbb{E}\hat{\rho}$  and to estimate physical properties of the quantum system following Eq. (3) and Eq. (4).

*Tomography Efficiency Analysis.*— We now analyze the efficiency of the Hamiltonian-driven shadow tomography, i.e. how many independent copies of  $\rho$  are typically needed to predict functions of  $\rho$  to a suitable precision.

We will mainly focus on the efficiency of predicting linear functions, but our result can be generalized to nonlinear function predictions systematically.

According to Eq. (3), the linear function  $o = \text{Tr}(O\rho)$  can be estimated from the classical shadow  $\hat{\rho}$  via  $o = \mathbb{E}[\text{Tr}(O\hat{\rho})] = \mathbb{E}\hat{o}$ , where  $\hat{o} \equiv \text{Tr}(O\hat{\rho})$  can be viewed as a random variable derived from the classical shadow. In practice, we conduct  $M$  experiments to collect classical shadows  $\hat{\rho}_i$ , and estimate  $o$  using

$$o_{\text{avg}} = \frac{1}{M} \sum_{i=1}^M \hat{o}_i = \frac{1}{M} \sum_{i=1}^M \text{Tr}(O\hat{\rho}_i). \quad (12)$$

Based on Chebyshev's inequality, the probability of the estimation  $o_{\text{avg}}$  to deviate from its expectation value  $o$  is bounded by its variance  $\text{Var}(o_{\text{avg}})$  as  $\Pr(|o_{\text{avg}} - o| \geq \delta) \leq \text{Var}(o_{\text{avg}})/\delta^2$ . To control the deviation probability within a desired statistical accuracy  $\epsilon$ , we require  $\text{Var}(o_{\text{avg}})/\delta^2 = \text{Var}(\hat{o})/(M\delta^2) \leq \epsilon$ , where  $\delta$  bounds the additive error in  $o_{\text{avg}}$  and  $M$  is the number of identity copies of  $\rho$  used. In other words, the number of experiments needed to achieved the desired tomography accuracy is given by

$$M \geq \text{Var}(\hat{o})/\epsilon\delta^2. \quad (13)$$

Therefore the problem boils down to analyzing the variance  $\text{Var}(\hat{o})$  of the random variable  $\hat{o} = \text{Tr}(O\hat{\rho})$ . We will assume the physical observable  $O$  to be traceless ( $\text{Tr} O = 0$ ), since adding  $O$  by  $c\mathbb{1}$  only shifts  $\hat{o}$  by a constant  $c$  (given  $\text{Tr}(\hat{\rho}) \equiv 1$ ), which does not affect its variance.

We can further bound the variance by

$$\text{Var}(\hat{o}) = \mathbb{E}[\hat{o}^2] - \mathbb{E}[\hat{o}]^2 \leq \mathbb{E}[\hat{o}^2], \quad (14)$$

By decomposing the observable  $O = O_o + O_d$  to its off-diagonal part  $O_o$  and traceless diagonal part  $O_d$ , we can evaluate  $\mathbb{E}[\hat{o}^2]$ , which takes the form of

$$\mathbb{E}[\hat{o}^2] = V[O^{\otimes 2}] = V[O_o^{\otimes 2}] + V[O_d^{\otimes 2}] + 2V[O_o \otimes O_d], \quad (15)$$

where  $V[O^{\otimes 2}]$  is a linear function of the double-operator  $O^{\otimes 2}$ , whose explicit form is given in Appendix B. We found that the first two terms can be further bounded by

$$\begin{aligned}V[O_o^{\otimes 2}] &\leq 11 \text{Tr}(O_o^2)F_o(t), \\ V[O_d^{\otimes 2}] &\leq 11 \text{Tr}(O_d^2)F_d(t),\end{aligned}\quad (16)$$

with the dynamic form factors

$$F_o(t) = \frac{1}{(r^4(t) - 1)^2}, \quad F_d(t) = \frac{1}{1 + Dr^4(t)}, \quad (17)$$

which bounds the dynamics of the variance as a function of the evolution time  $t$ . Recall that  $r(t) = J_1(2t)/t$ , the time-dependence of  $F_o(t)$  and  $F_d(t)$  are plotted in Fig. 2. Combining the bounds in Eq. (13), Eq. (14) and Eq. (16), we arrive at the following theorems regarding the efficiency of Hamiltonian-driven shadow tomography, which are central results of this work.

**Theorem 1** Given an off-diagonal operator  $O_o$ , the Hamiltonian-driven shadow tomography with an evolution time  $t$  uses  $\mathcal{O}(\frac{1}{\epsilon\delta^2} \text{Tr}(O_o^2)F_o(t))$  independent copies of  $\rho$  to estimate the expectation value  $o_o$  of the observable  $O_o$  to the precision that  $\text{Pr}(|o_o - \text{Tr}(O_o\rho)| \geq \delta) \leq \epsilon$ .

**Theorem 2** Given a traceless diagonal operator  $O_d$ , the Hamiltonian-driven shadow tomography with an evolution time  $t$  uses  $\mathcal{O}(\frac{1}{\epsilon\delta^2} \text{Tr}(O_d^2)F_d(t))$  independent copies of  $\rho$  to estimate the expectation value  $o_d$  of the observable  $O_d$  to the precision that  $\text{Pr}(|o_d - \text{Tr}(O_d\rho)| \geq \delta) \leq \epsilon$ .

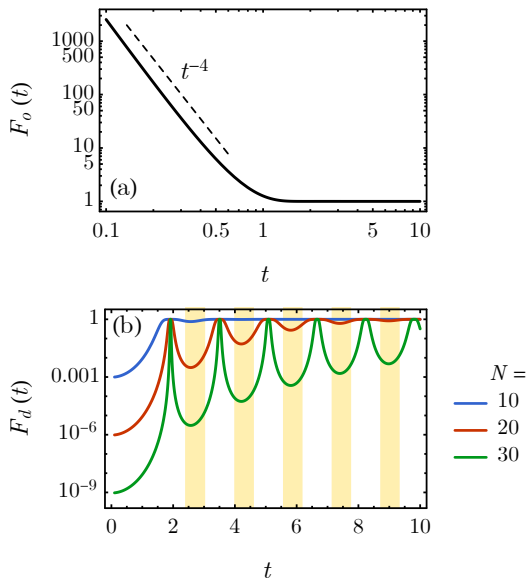


FIG. 2. Time-dependence of the sample form factor: (a)  $F_o(t)$  for off-diagonal observables and (b)  $F_d(t)$  for diagonal observables. The time scales in unit of the inverse energy scale of the chaotic Hamiltonian  $H$ .

In the long-time limit ( $t \rightarrow \infty$ ), both  $F_o(t)$  and  $F_d(t)$  converge to 1. There is no difference between diagonal and off-diagonal observables in terms of tomography efficiency. The required number of samples (i.e. copies of  $\rho$ ) scales as  $M \sim \text{Tr}(O^2)/(\epsilon\delta^2)$  which agrees with the result for shadow tomography using Haar/Clifford random unitaries.[30] For rank-1 observables, such as quantum fidelity,  $\text{Tr}(O^2)$  is independent of the system size  $N$ , then the shadow tomography only needs a constant number of experiments to achieve the desired accuracy.

We dubbed  $F_o(t)$  and  $F_d(t)$  as *sample form factors* since they can be interpreted as the ratio of the required number of samples in the Hamiltonian-driven shadow tomography to that in the random-unitary-based shadow tomography (with 2-design unitary channels). A sample form factor less (or greater) than 1 indicates the Hamiltonian-driven shadow tomography is more (or less) efficient than the random-unitary-based shadow tomography. With these understandings, we investigate the early time behavior of  $F_o(t)$  and  $F_d(t)$ .

For off-diagonal observables, the sample form factor  $F_o(t)$  diverges as  $t \rightarrow 0$ , as it is impossible to infer the off-diagonal information from computational basis measurement in the absence of information scrambling. As time evolves, the off-diagonal information gets scrambled to the diagonal part, then  $F_o(t)$  decays with  $t$  as  $t^{-4}$ , as shown in Fig. 2(a).  $F_o(t)$  quickly approaches 1 after a characteristic time  $t_o \sim 1$  set by the inverse energy scale of the Hamiltonian  $H$ , which was identified as the scrambling time of the system in Ref. [38]. Thus in the Hamiltonian-driven shadow tomography, one just needs to wait for the scrambling time to achieve effectively the same efficiency as random-unitary-based shadow tomography in terms of off-diagonal observable. Moreover, the scrambling time  $t_o$  is independent of  $D$  (or the system size  $N$ ) in our model, given the non-local nature of the GUE random Hamiltonian.

For diagonal observables, the sample form factor  $F_d(t)$  is of the order  $F_d(t) \sim D^{-1} = 2^{-N}$  at  $t = 0$ , which is exponentially small in system size  $N$ . Without any unitary scrambling, the computational basis measurement is directly measuring the diagonal information of the density matrix, therefore it requires much fewer samples to infer diagonal observables as compared to that of the general-purpose random-unitary-based shadow tomography. As time evolves, the diagonal information is scrambled away, hence more samples are required to achieve the accuracy goal. So the tomography efficiency decreases with time for diagonal observables, in contrast to the increasing efficiency for off-diagonal observables.

Interestingly,  $F_d(t)$  peaks to its maximal value periodically before it saturates to its long-time limit, as shown in Fig. 2(b). At these peaks, the diagonal information is maximally scrambled, therefore we name this phenomenon as *scrambling beats*, which was first reported in Ref. [38]. The peaks occur at times  $t_k = x_k/2$ , where  $x_k$  is the  $k$ th zero of the Bessel function  $J_1(x)$ . Under coherent Hamiltonian evolution, the scrambled information can partially bounce back in a finite-size system, leading to the beat behavior of  $F_d(t)$ . But how long scrambling beats will last depends on the system size. The characteristic time for scrambling beats to die off is of the order  $t_d \sim D^{1/6} = 2^{N/6}$ , when  $Dr^4(t_d) \sim 1$ . Before this time scale, there exist time windows between peaks, as yellow-shaded regions in Fig. 2(b), when the sample form factor maintains at a low level of  $F_d(t) \sim D^{-1}$ .

For a large enough system, the time scales  $t_d \sim D^{1/6}$  and  $t_o \sim 1$  are well-separated, which admits an intermediate time range  $t_o \lesssim t \lesssim t_d$  where the Hamiltonian-driven shadow tomography can simultaneously achieve exponentially higher efficiency for diagonal observables and the same efficiency for off-diagonal observables, as compared to the random-unitary-based shadow tomography. Such behavior could potentially be advantageous when the diagonal observables are of more interest in certain tomography tasks.

*Efficiency for Nonlinear Functions.*— Our result can be generalized to analyze the tomography efficiency of

predicting nonlinear functions of the density matrix  $\rho$ . For nonlinear function involving  $k$  copies of  $\rho$ , which generally takes the form of  $\text{Tr}(O\rho^{\otimes k})$ , the variance of the shadow estimation can be bounded by

$$\begin{aligned} \text{Var}(\text{Tr}(O\hat{\rho}^{\otimes k})) &\leq \mathbb{E}[\text{Tr}(O\hat{\rho}^{\otimes k})^2] \\ &= \sum_{\boldsymbol{\alpha}=(\vec{\alpha}_1, \dots, \vec{\alpha}_k)} \text{Tr}(O_{\alpha_1^L \alpha_2^L \dots \alpha_k^L} O_{\alpha_1^R \alpha_2^R \dots \alpha_k^R}) \prod_{\vec{\alpha}_i} F_{\vec{\alpha}_i}(t), \end{aligned} \quad (18)$$

where  $\boldsymbol{\alpha} = (\vec{\alpha}_1, \dots, \vec{\alpha}_k)$  has  $k$ -component, and each  $\vec{\alpha}_i = (\alpha_i^L, \alpha_i^R)$  is a two component vector where  $\alpha_i^{L/R}$  labels the  $i$ -th tensor leg of left/right  $O$  operator. Each  $\vec{\alpha}_i = (\alpha_i^L, \alpha_i^R) \in \{(o, o), (d, d), (I, d), (d, I), (o, d), (d, o)\}$ , and the summation is over all combinations of  $\boldsymbol{\alpha}$ . The details have been discussed in Appendix D. Plugging the variance into Eq. (13), the number of required experiments can be bounded as well for nonlinear functions.

*Summary and Discussions.*— We propose to use Hamiltonian generated unitary evolution to scramble the quantum information for shadow tomography. We investigated the efficiency of the Hamiltonian-driven shadow tomography and showed that it can be superior to the

shadow tomography based on 2-design random unitaries within an intermediate time window. Although our analysis is based on the GUE random Hamiltonian, we expect that the result could be generalized to other types of quantum chaotic Hamiltonians. One interesting possibility is to consider Hamiltonians consist of random Pauli strings with random coefficients. In the strong disorder regime, such Hamiltonians can be asymptotically diagonalized by Clifford unitaries using the spectrum bifurcation renormalization group approach[39], which enables efficient classical post-processing of the classical shadow data and makes the Hamiltonian-driven shadow tomography computationally feasible. Machine learning techniques may also find useful application in the classical post-processing phase to construct unbiased reconstruction channels based on data statistics, which helps to mitigate the influence of noises and imperfections of NISQ devices. Finally, we would like to mention that our current analysis is limited to non-local Hamiltonians. How to include locality into the discussion will be a challenging problem for future research.

*Acknowledgements.*— We thank the insightful discussion with Hsin-Yuan Huang and Junyu Liu. HYH and ZYZ are supported by a startup fund from UC San Diego.

- 
- [1] K. Vogel and H. Risken, “Determination of quasiprobability distributions in terms of probability distributions for the rotated quadrature phase,” *Phys. Rev. A* **40**, 2847–2849 (1989).
- [2] Daniel F. V. James, Paul G. Kwiat, William J. Munro, and Andrew G. White, “Measurement of qubits,” *Phys. Rev. A* **64**, 052312 (2001), arXiv:quant-ph/0103121 [quant-ph].
- [3] Carlton M. Caves, Christopher A. Fuchs, and Rüdiger Schack, “Unknown quantum states: The quantum de Finetti representation,” *Journal of Mathematical Physics* **43**, 4537–4559 (2002), arXiv:quant-ph/0104088 [quant-ph].
- [4] Matteo Paris and Jaroslav Rehacek, *Quantum state estimation*, Vol. 649 (Springer Science & Business Media, 2004).
- [5] C. F. Roos, G. P. T. Lancaster, M. Riebe, H. Häffner, W. Hänsel, S. Gulde, C. Becher, J. Eschner, F. Schmidt-Kaler, and R. Blatt, “Bell states of atoms with ultralong lifetimes and their tomographic state analysis,” *Phys. Rev. Lett.* **92**, 220402 (2004).
- [6] H. Häffner, W. Hänsel, C. F. Roos, J. Benhelm, D. Chek-Al-Kar, M. Chwalla, T. Körber, U. D. Rapol, M. Riebe, P. O. Schmidt, C. Becher, O. Gühne, W. Dür, and R. Blatt, “Scalable multiparticle entanglement of trapped ions,” *Nature (London)* **438**, 643–646 (2005), arXiv:quant-ph/0603217 [quant-ph].
- [7] Jordan Cotler and Frank Wilczek, “Quantum overlapping tomography,” *Phys. Rev. Lett.* **124**, 100401 (2020).
- [8] Marcus Cramer, Martin B. Plenio, Steven T. Flammia, Rolando Somma, David Gross, Stephen D. Bartlett, Olivier Land on-Cardinal, David Poulin, and Yi-Kai Liu, “Efficient quantum state tomography,” *Nature Communications* **1**, 149 (2010), arXiv:1101.4366 [quant-ph].
- [9] B. P. Lanyon, C. Maier, M. Holzäpfel, T. Baumgratz, C. Hempel, P. Jurcevic, I. Dhand, A. S. Buyskikh, A. J. Daley, M. Cramer, M. B. Plenio, R. Blatt, and C. F. Roos, “Efficient tomography of a quantum many-body system,” *Nature Physics* **13**, 1158–1162 (2017), arXiv:1612.08000 [quant-ph].
- [10] Jun Wang, Zhao-Yu Han, Song-Bo Wang, Zeyang Li, Liang-Zhu Mu, Heng Fan, and Lei Wang, “Scalable Quantum Tomography with Fidelity Estimation,” arXiv e-prints, arXiv:1712.03213 (2017), arXiv:1712.03213 [quant-ph].
- [11] N. Linden, S. Popescu, and W. K. Wootters, “Almost every pure state of three qubits is completely determined by its two-particle reduced density matrices,” *Phys. Rev. Lett.* **89**, 207901 (2002).
- [12] N. Linden and W. K. Wootters, “The parts determine the whole in a generic pure quantum state,” *Phys. Rev. Lett.* **89**, 277906 (2002).
- [13] Lajos Diósi, “Three-party pure quantum states are determined by two two-party reduced states,” *Phys. Rev. A* **70**, 010302 (2004), arXiv:quant-ph/0403200 [quant-ph].
- [14] Jianxin Chen, Zhengfeng Ji, Mary Beth Ruskai, Bei Zeng, and Duan-Lu Zhou, “Comment on some results of Erdahl and the convex structure of reduced density matrices,” *Journal of Mathematical Physics* **53**, 072203–072203 (2012), arXiv:1205.3682 [quant-ph].
- [15] Jianxin Chen, Zhengfeng Ji, Bei Zeng, and D. L. Zhou, “From ground states to local Hamiltonians,” *Phys. Rev. A* **86**, 022339 (2012), arXiv:1110.6583 [quant-ph].
- [16] Tao Xin, Sirui Lu, Ningping Cao, Galit Anikeeva,

- Dawei Lu, Jun Li, Guilu Long, and Bei Zeng, “Local-measurement-based quantum state tomography via neural networks,” *npj Quantum Information* **5**, 109 (2019), [arXiv:1807.07445 \[quant-ph\]](#).
- [17] Giacomo Torlai, Guglielmo Mazzola, Juan Carrasquilla, Matthias Troyer, Roger Melko, and Giuseppe Carleo, “Neural-network quantum state tomography,” *Nature Physics* **14**, 447–450 (2018).
- [18] Giacomo Torlai and Roger G. Melko, “Latent Space Purification via Neural Density Operators,” *Phys. Rev. Lett.* **120**, 240503 (2018), [arXiv:1801.09684 \[quant-ph\]](#).
- [19] Juan Carrasquilla, Giacomo Torlai, Roger G. Melko, and Leandro Aolita, “Reconstructing quantum states with generative models,” arXiv e-prints , [arXiv:1810.10584 \(2018\)](#), [arXiv:1810.10584 \[quant-ph\]](#).
- [20] Qian Xu and Shuqi Xu, “Neural network state estimation for full quantum state tomography,” arXiv e-prints , [arXiv:1811.06654 \(2018\)](#), [arXiv:1811.06654 \[quant-ph\]](#).
- [21] Yihui Quek, Stanislav Fort, and Hui Khoo Ng, “Adaptive Quantum State Tomography with Neural Networks,” arXiv e-prints , [arXiv:1812.06693 \(2018\)](#), [arXiv:1812.06693 \[quant-ph\]](#).
- [22] Giacomo Torlai, Brian Timar, Evert P. L. van Nieuwenburg, Harry Levine, Ahmed Omran, Alexander Keesling, Hannes Bernien, Markus Greiner, Vladan Vuletić, Mikhail D. Lukin, Roger G. Melko, and Manuel Endres, “Integrating Neural Networks with a Quantum Simulator for State Reconstruction,” *Phys. Rev. Lett.* **123**, 230504 (2019), [arXiv:1904.08441 \[quant-ph\]](#).
- [23] Juan Carrasquilla, Di Luo, Felipe Pérez, Ashley Milsted, Bryan K. Clark, Maksims Volkovs, and Leandro Aolita, “Probabilistic Simulation of Quantum Circuits with the Transformer,” arXiv e-prints , [arXiv:1912.11052 \(2019\)](#), [arXiv:1912.11052 \[cond-mat.str-el\]](#).
- [24] Peter Cha, Paul Ginsparg, Felix Wu, Juan Carrasquilla, Peter L. McMahon, and Eun-Ah Kim, “Attention-based Quantum Tomography,” arXiv e-prints , [arXiv:2006.12469 \(2020\)](#), [arXiv:2006.12469 \[quant-ph\]](#).
- [25] Marcel Neugebauer, Laurin Fischer, Alexander Jäger, Stefanie Czischek, Selim Jochim, Matthias Weidemüller, and Martin Gärttner, “Neural-network quantum state tomography in a two-qubit experiment,” *Phys. Rev. A* **102**, 042604 (2020), [arXiv:2007.16185 \[quant-ph\]](#).
- [26] Fernando G. S. L. Brandão, Amir Kalev, Tongyang Li, Cedric Yen-Yu Lin, Krysta M. Svore, and Xiaodi Wu, “Quantum SDP Solvers: Large Speed-ups, Optimality, and Applications to Quantum Learning,” arXiv e-prints , [arXiv:1710.02581 \(2017\)](#), [arXiv:1710.02581 \[quant-ph\]](#).
- [27] Scott Aaronson, “Shadow Tomography of Quantum States,” arXiv e-prints , [arXiv:1711.01053 \(2017\)](#), [arXiv:1711.01053 \[quant-ph\]](#).
- [28] Madalin Guta, Jonas Kahn, Richard Kueng, and Joel A. Tropp, “Fast state tomography with optimal error bounds,” arXiv e-prints , [arXiv:1809.11162 \(2018\)](#), [arXiv:1809.11162 \[quant-ph\]](#).
- [29] Scott Aaronson and Guy N. Rothblum, “Gentle Measurement of Quantum States and Differential Privacy,” arXiv e-prints , [arXiv:1904.08747 \(2019\)](#), [arXiv:1904.08747 \[quant-ph\]](#).
- [30] Hsin-Yuan Huang, Richard Kueng, and John Preskill, “Predicting many properties of a quantum system from very few measurements,” *Nature Physics* **16**, 1050–1057 (2020), [arXiv:2002.08953 \[quant-ph\]](#).
- [31] Dax Enshan Koh and Sabeel Grewal, “Classical Shadows with Noise,” arXiv e-prints , [arXiv:2011.11580 \(2020\)](#), [arXiv:2011.11580 \[quant-ph\]](#).
- [32] Senrui Chen, Wenjun Yu, Pei Zeng, and Steven T. Flammia, “Robust shadow estimation,” arXiv e-prints , [arXiv:2011.09636 \(2020\)](#), [arXiv:2011.09636 \[quant-ph\]](#).
- [33] Steven T. Flammia, David Gross, Yi-Kai Liu, and Jens Eisert, “Quantum tomography via compressed sensing: error bounds, sample complexity and efficient estimators,” *New Journal of Physics* **14**, 095022 (2012), [arXiv:1205.2300 \[quant-ph\]](#).
- [34] John Preskill, “Quantum Computing in the NISQ era and beyond,” arXiv e-prints , [arXiv:1801.00862 \(2018\)](#), [arXiv:1801.00862 \[quant-ph\]](#).
- [35] Don Weingarten, “Asymptotic behavior of group integrals in the limit of infinite rank,” *Journal of Mathematical Physics* **19**, 999–1001 (1978).
- [36] Benoît Collins and Piotr Śniady, “Integration with Respect to the Haar Measure on Unitary, Orthogonal and Symplectic Group,” *Communications in Mathematical Physics* **264**, 773–795 (2006), [arXiv:math-ph/0402073 \[math-ph\]](#).
- [37] Jordan Cotler, Nicholas Hunter-Jones, Junyu Liu, and Beni Yoshida, “Chaos, complexity, and random matrices,” *Journal of High Energy Physics* **2017**, 48 (2017), [arXiv:1706.05400 \[hep-th\]](#).
- [38] Yi-Zhuang You and Yingfei Gu, “Entanglement features of random Hamiltonian dynamics,” *Phys. Rev. B* **98**, 014309 (2018), [arXiv:1803.10425 \[quant-ph\]](#).
- [39] Yi-Zhuang You, Xiao-Liang Qi, and Cenke Xu, “Entanglement holographic mapping of many-body localized system by spectrum bifurcation renormalization group,” *Phys. Rev. B* **93**, 104205 (2016), [arXiv:1508.03635 \[cond-mat.str-el\]](#).

## Appendix A: Diagrammatic approach towards quantum channel $\mathcal{M}$

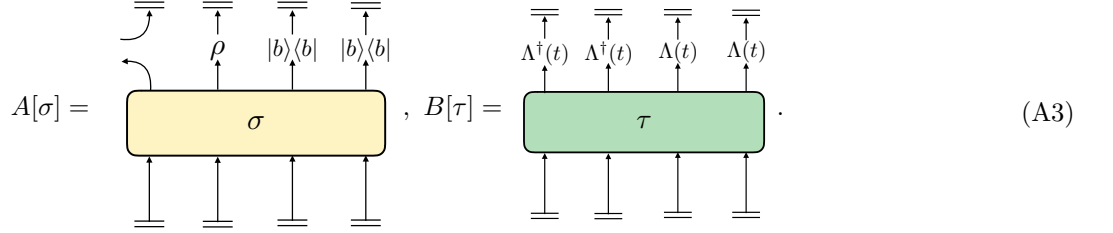
In the shadow tomography of quantum states, for each experiment, the state  $\rho$  is first evolved by a random unitary operator  $U = e^{-iHt} = V\Lambda(t)V^\dagger$  generated from GUE random Hamiltonian  $H$ , then measured in the computational basis. The measurement will prepare a classical snapshot of quantum system  $\hat{\sigma} = U^\dagger|b\rangle\langle b|U$  with  $b \in \{0, 1\}^N$  labeling the measurement outcome. We can view the average mapping from the quantum state  $\rho$  to its classical snapshots as a quantum channel  $\mathcal{M}$ ,

$$\begin{aligned} \mathcal{M}(\rho) &= \mathbb{E}[U^\dagger|b\rangle\langle b|U] \\ &= \mathbb{E}_{V, \Lambda} \sum_{b \in \{0,1\}^N} V\Lambda(t)^\dagger V^\dagger|b\rangle\langle b|V\Lambda(t)V^\dagger\langle b|V\Lambda(t)V^\dagger\rho V\Lambda(t)^\dagger V^\dagger|b\rangle \\ &= \mathbb{E}_{V, \Lambda} \left[ \begin{array}{ccc} \leftarrow V^\dagger \leftarrow \Lambda(t) \leftarrow V & & \leftarrow V^\dagger \leftarrow \Lambda^\dagger(t) \leftarrow V \\ & \downarrow & \downarrow \\ & |b\rangle\langle b| \cdots |b\rangle\langle b| & \rho \\ & \uparrow & \uparrow \\ \rightarrow V \rightarrow \Lambda^\dagger(t) \rightarrow V^\dagger & & \rightarrow V \rightarrow \Lambda(t) \rightarrow V^\dagger \end{array} \right], \end{aligned} \quad (\text{A1})$$

in the last line we use the tensor network to represent the equation, the dashed line means summing over the bit-string  $b$ , and the arrow indicates the order that operators are multiplied together. As we can see this is a 4-fold twirl of Haar random matrix  $V$ , and  $\Lambda(t)$  is a diagonal matrix with  $\Lambda_{nn}(t) = e^{-iE_n t}$  with  $E_n$  being eigen energies of  $H$ . It can be further simplified as

$$\mathcal{M}(\rho) = \mathbb{E}_{\Lambda} \sum_{\sigma, \tau \in S_4} \text{Wg}[\sigma\tau^{-1}g_0]A[\sigma]B[\tau], \quad (\text{A2})$$

where  $\sigma, \tau$  are permutations from permutation group  $S_4$ ,  $\text{Wg}[g]$  is the Weingarten function[35] of the permutation group element  $g$ ,  $g_0 = (1, 3)(2, 4)$  is a fixed permutation to match the tensor network connection, and  $A[\sigma]$ ,  $B[\tau]$  are defined as:



$$A[\sigma] = \begin{array}{c} \overline{\overline{\phantom{x}}} \\ \uparrow \\ \overline{\overline{\rho}} \\ \uparrow \\ \overline{\overline{|b\rangle\langle b|}} \\ \uparrow \\ \overline{\overline{|b\rangle\langle b|}} \\ \uparrow \\ \overline{\overline{|b\rangle\langle b|}} \\ \uparrow \\ \overline{\overline{\phantom{x}}} \end{array}, \quad B[\tau] = \begin{array}{c} \overline{\overline{\phantom{x}}} \\ \uparrow \\ \overline{\overline{\Lambda^\dagger(t)}} \\ \uparrow \\ \overline{\overline{\Lambda^\dagger(t)}} \\ \uparrow \\ \overline{\overline{\Lambda(t)}} \\ \uparrow \\ \overline{\overline{\Lambda(t)}} \\ \uparrow \\ \overline{\overline{\phantom{x}}} \end{array}. \quad (\text{A3})$$

In the above tensor diagram, the double line means the periodic boundary condition for top and bottom legs. After specifying the choice of permutation  $\sigma$  and  $\tau$ , one can make a connection according to  $\sigma$  and  $\tau$  in the yellow and green block, and those tensor diagram can be evaluated.

The average over  $\Lambda_{nn'}(t) = e^{-iE_n t}\delta_{n,n'}$  can be calculated using the joint probability distribution of eigen energies, and the spectral form factor of GUE matrices[37, 38].

$$P_{\text{GUE}}[E] \propto \prod_{m>m'} (E_m - E_{m'})^2 e^{-\frac{\beta}{2} \sum_m E_m^2}. \quad (\text{A4})$$

The summation of  $\sigma, \tau \in S_4$  permutation group and averaging over eigen energies can be carries out and gives

$$\begin{aligned} \mathcal{M}(\rho) &= \mathcal{M}(1/D + \rho_o + \rho_d) \\ &= \frac{1}{D} + \frac{\rho_o}{\alpha_D(t)} + \frac{\rho_d}{\beta_D(t)}, \end{aligned} \quad (\text{A5})$$

where 1 stands for the identity matrix,  $\rho_o$  is the off-diagonal part of  $\rho$ , and  $\rho_d$  is the traceless diagonal part of  $\rho$ . The coefficients  $\alpha_D(t)$ , and  $\beta_D(t)$  are defined as

$$\begin{aligned} \alpha_D(t) &= \left( \frac{1}{D+1} - \lambda_D(t) \right)^{-1}, \\ \beta_D(t) &= \left( \frac{1}{D+1} + D\lambda_D(t) \right)^{-1}, \\ \lambda_D(t) &= \frac{(Dr^2(t) + r(2t))^2 - 4r^2(t)}{(D+3)(D^2-1)}, \end{aligned} \quad (\text{A6})$$

and  $r(t) = J_1(2t)/t$  with  $J_1$  being the Bessel function of the first kind.

### Appendix B: Diagrammatic approach towards variance calculation

In the main text, we have shown that the efficiency of using shadow tomography to predict physical observables  $o = F(O, \rho)$  is closely related to the variance of  $\hat{o} = F(O, \hat{\rho})$ , where  $\hat{\rho}$  is the classical shadow, and  $F$  is a function that depends on density matrix  $\rho$ , and observable  $O$ . In general, we have

$$\text{Var}(\hat{o}) \leq \mathbb{E}[\hat{o}^2], \quad (\text{B1})$$

and we define a  $V[\dots]$  linear function of the double-operator  $O^{\otimes 2}$  as

$$\mathbb{E}[\hat{o}^2] = \mathbb{E}[\text{Tr}(O\hat{\rho})^2] = V[O^{\otimes 2}]. \quad (\text{B2})$$

Diagrammatically, the above equation can be expressed as

$$\mathbb{E}\left[\begin{array}{|c|} \hline O \\ \hline \end{array} \begin{array}{|c|} \hline \hat{\rho} \\ \hline \end{array} \begin{array}{|c|} \hline \hat{\rho} \\ \hline \end{array} \begin{array}{|c|} \hline O \\ \hline \end{array}\right] = \begin{array}{|c|} \hline O \\ \hline \end{array} \mathbb{E}\left[\begin{array}{|c|} \hline \hat{\rho} \\ \hline \end{array} \begin{array}{|c|} \hline \hat{\rho} \\ \hline \end{array}\right] \begin{array}{|c|} \hline O \\ \hline \end{array}. \quad (\text{B3})$$

The  $V[\dots]$  function that take  $O^{\otimes 2}$  as input can be expressed diagrammatically as

$$\begin{array}{|c|} \hline V \\ \hline \end{array} = \overline{\mathbb{E}\left[\begin{array}{|c|} \hline \hat{\rho} \\ \hline \end{array} \begin{array}{|c|} \hline \hat{\rho} \\ \hline \end{array}\right]}. \quad (\text{B4})$$

The calculation of Eq.B4 involves 6-design random unitaries and we showed that is involves 7 diagrams:

$$\begin{array}{|c|} \hline V \\ \hline \end{array} = \sum_{\alpha=1}^7 \begin{array}{|c|} \hline P_{\alpha} \\ \hline \end{array} f_{\alpha}(t). \quad (\text{B5})$$

We name them P-diagrams, with their definitions:

$$\begin{aligned} P_1 &= \begin{array}{|c|} \hline P_o \\ \hline \end{array}, & P_2 &= \begin{array}{|c|} \hline P_o \\ \hline \end{array} \begin{array}{|c|} \hline \rho \\ \hline \end{array} \begin{array}{|c|} \hline P_o \\ \hline \end{array}, & P_3 &= \begin{array}{|c|} \hline P_o \\ \hline \end{array} \begin{array}{|c|} \hline \rho \\ \hline \end{array} \begin{array}{|c|} \hline P_d \\ \hline \end{array} \begin{array}{|c|} \hline P_o \\ \hline \end{array}, \\ P_4 &= \begin{array}{|c|} \hline P_d \\ \hline \end{array}, & P_5 &= \begin{array}{|c|} \hline P_d \\ \hline \end{array} \begin{array}{|c|} \hline \rho \\ \hline \end{array} \begin{array}{|c|} \hline P_d \\ \hline \end{array}, & P_6 &= \begin{array}{|c|} \hline P_d \\ \hline \end{array} \begin{array}{|c|} \hline \rho \\ \hline \end{array} \begin{array}{|c|} \hline + \\ \hline \end{array} \begin{array}{|c|} \hline \rho \\ \hline \end{array} \begin{array}{|c|} \hline P_d \\ \hline \end{array}, \\ P_7 &= \begin{array}{|c|} \hline P_o \\ \hline \end{array} \begin{array}{|c|} \hline \rho \\ \hline \end{array} \begin{array}{|c|} \hline P_d \\ \hline \end{array} + \begin{array}{|c|} \hline P_d \\ \hline \end{array} \begin{array}{|c|} \hline \rho \\ \hline \end{array} \begin{array}{|c|} \hline P_o \\ \hline \end{array}, \end{aligned} \quad (\text{B6})$$



where  $P_o$  is a projection operator that takes the off-diagonal part of an operator,  $P_d$  is a projection operator that takes the traceless diagonal part of an operator, and each *form factor*  $f_\alpha(t)$  is

$$\begin{aligned}
f_1(t) &= \frac{1}{(r^4(t) - 1)^2} \\
f_2(t) &= \frac{2r^2(t)(1 + r(2t))(r(t) - 1)}{(r^4(t) - 1)^2} \\
f_3(t) &= \frac{r^2(t)(r^2(2t) - 4r^2(t)r(2t) + 3r^2(t) + 2r(t))}{(r^4(t) - 1)^2} \\
f_4(t) &= \frac{1 + r^2(t)r(2t) - r^4(t)r(2t)}{(1 + Dr^4(t))^2} \\
f_5(t) &= \frac{2r^2(t) [1 + r^2(t)(1 - 4r(2t) + 3r(2t) + r^2(2t) + r(t)(1 + r(2t) + r(3t)))] + Dr^4(t)}{(1 + Dr^4(t))^2} \\
f_6(t) &= \frac{r^4(t)r(2t)}{D(1 + Dr^4(t))} \\
f_7(t) &= \frac{r^2(t) [2 - r^2(2t) + r^2(t)(4r(2t) - 1) + r(t)(2r(2t) - r(3t))]}{(r^4(t) - 1)(1 + Dr^4(t))}.
\end{aligned} \tag{B7}$$

We can see  $V[O^{\otimes 2}]$  can be decomposed into four parts:

$$V[O^{\otimes 2}] = \boxed{O} \boxed{V} \boxed{O} = V[O_o^{\otimes 2}] + V[O_d^{\otimes 2}] + 2V[O_o \otimes O_d] + 2V[1 \otimes O_d] \tag{B8}$$

where  $V[O_o^{\otimes 2}]$  involves diagram  $P_1$ ,  $P_2$ , and  $P_3$ ;  $V[O_d^{\otimes 2}]$  involves diagram  $P_4$ , and  $P_5$ ;  $V[1 \otimes O_d]$  involves  $P_6$ ;  $V[O_o \otimes O_d]$  involves  $P_7$ . Mathematically, we can write down:

$$\begin{aligned}
V[O_o^{\otimes 2}] &= f_1(t) \text{Tr}(O_o^2) + f_2(t) \text{Tr}(O_o^2 \rho) + f_3(t) \text{Tr}(O_o^2 \rho_d) \\
V[O_d^{\otimes 2}] &= f_4(t) \text{Tr}(O_d^2) + f_5(t) \text{Tr}(O_d^2 \rho) \\
V[1 \otimes O_d] &= f_6(t) \text{Tr}(O_d \rho) \text{Tr}(O) \\
V[O_o \otimes O_d] &= f_7(t) \text{Tr}(O_d O_o \rho).
\end{aligned} \tag{B9}$$

Since  $\text{Tr}(O_o^2 \rho) \leq \text{Tr}(O_o^2)$ ,  $\text{Tr}(O_o^2 \rho_d) \leq \text{Tr}(O_o^2)$ , and  $\text{Tr}(O_d^2 \rho) \leq \text{Tr}(O_d^2)$ , and

$$\begin{aligned}
f_4(t) + f_5(t) &= \frac{\lambda(t) + Dr^4(t)}{(1 + Dr^4(t))^2} \leq \frac{\max[\lambda(t)] + Dr^4(t)}{(1 + Dr^4(t))^2} = \frac{11 + Dr^4(t)}{(1 + Dr^4(t))^2} \\
&\leq \frac{11 + 11Dr^4(t)}{(1 + Dr^4(t))^2} = \frac{11}{1 + Dr^4(t)},
\end{aligned} \tag{B10}$$

with  $\lambda(t) = 1 + r^2(t)r(2t) - r^4(t)r(2t) + 2r^2(t) [1 + r^2(t)(1 - 4r(2t) + 3r(2t) + r^2(2t) + r(t)(1 + r(2t) + r(3t)))]$ . And

$$f_1(t) + f_2(t) + f_3(t) = \frac{\lambda'(t)}{(r^4(t) - 1)^2} \leq \frac{\max[\lambda'(t)]}{(r^4(t) - 1)^2} = \frac{3}{(r^4(t) - 1)^2} \leq \frac{11}{(r^4(t) - 1)^2} \tag{B11}$$

$$\begin{aligned}
f_6(t) &\leq \frac{1}{D(1 + Dr^4(t))} \\
f_7(t) &= \frac{\lambda''(t)}{(r^4(t) - 1)(1 + Dr^4(t))} \leq \frac{\max[\lambda''(t)]}{(r^4(t) - 1)(1 + Dr^4(t))} = \frac{5}{(r^4(t) - 1)(1 + Dr^4(t))}
\end{aligned} \tag{B12}$$

Given those upper bounds, we can further bound each term by

$$\begin{aligned}
V[O_o^{\otimes 2}] &\leq 11 \operatorname{Tr}(O_o^2) F_o(t) \\
V[O_d^{\otimes 2}] &\leq 11 \operatorname{Tr}(O_d^2) F_d(t) \\
V[\mathbb{1} \otimes O_d] &\leq \frac{|\operatorname{Tr}(O) \operatorname{Tr}(O_d \rho)|}{DF_d(t)} \\
V[O_o \otimes O_d] &\leq 5 \left| \frac{\operatorname{Tr}(O_d O_o \rho)}{(r^4(t) - 1) F_d(t)} \right|
\end{aligned} \tag{B13}$$

and  $F_o(t)$ ,  $F_d(t)$  are the *sample form factors*:

$$\begin{aligned}
F_o(t) &= \frac{1}{(r^4(t) - 1)^2} \\
F_d(t) &= \frac{1}{1 + Dr^4(t)}
\end{aligned} \tag{B14}$$

### Appendix C: Variance of linear functions

With the diagrammatic tool developed in Appendix B, we can discuss the efficiency of shadow tomography in predicting linear and nonlinear functions. In this section, we are going to focus on the linear function prediction, which has the form  $o = \operatorname{Tr}(O\rho)$ , and in Appendix D, we will discuss the prediction of nonlinear function  $o = \operatorname{Tr}(O\rho^{\otimes k})$ , which involves  $k$  copies of  $\rho$ .

The linear function  $o = \operatorname{Tr}(O\rho)$  can be estimated from classical shadows  $\hat{\rho}$  via  $o = \mathbb{E}[\operatorname{Tr}(O\hat{\rho})] = \mathbb{E}[\hat{o}]$ , where  $\hat{o} \equiv \operatorname{Tr}(O\hat{\rho})$  can be viewed as a random variable derived from the classical shadow. In the main text, we have shown the efficiency of shadow tomography is closely related the variance of estimation  $\operatorname{Var}(\hat{o})$ , which is upper bounded by

$$\operatorname{Var}(\hat{o}) \leq \mathbb{E}[\hat{o}^2]. \tag{C1}$$

Diagrammatically, it can be expressed as

$$\mathbb{E} \left[ \begin{array}{|c|} \hline O \\ \hline \end{array} \begin{array}{|c|} \hline \hat{\rho} \\ \hline \end{array} \begin{array}{|c|} \hline \hat{\rho} \\ \hline \end{array} \begin{array}{|c|} \hline O \\ \hline \end{array} \right] = \begin{array}{|c|} \hline O \\ \hline \end{array} \mathbb{E} \left[ \begin{array}{|c|} \hline \hat{\rho} \\ \hline \end{array} \begin{array}{|c|} \hline \hat{\rho} \\ \hline \end{array} \right] \begin{array}{|c|} \hline O \\ \hline \end{array} = \begin{array}{|c|} \hline O \\ \hline \end{array} \begin{array}{|c|} \hline V \\ \hline \end{array} \begin{array}{|c|} \hline O \\ \hline \end{array}, \tag{C2}$$

where  $V$  operator is defined in Eq.B5. Furthermore, since  $\operatorname{Tr}(\hat{\rho}) = 1$ , adding  $O$  by  $c\mathbb{1}$  only shifts  $\hat{o}$  by a constant  $c$ , and it will not affect variance. So for linear function, we can assume the observable  $O$  to be traceless, i.e.  $\operatorname{Tr}(O) = 0$ . Then

$$\operatorname{Var}(\hat{o}) \leq \mathbb{E}[\hat{o}^2] = V[O^{\otimes 2}] = V[O_o^{\otimes 2}] + V[O_d^{\otimes 2}] + 2V[O_o \otimes O_d]. \tag{C3}$$

### Appendix D: Variance of nonlinear functions

For nonlinear function involving  $k$  copies of  $\rho$ , such as  $o_k = \operatorname{Tr}(O\rho^{\otimes k})$ , we can estimate it using  $\hat{o}_k = \operatorname{Tr}(O\hat{\rho}_1 \otimes \dots \otimes \hat{\rho}_k)$ , where  $\hat{\rho}_i$  are independent samples of classical shadows. The efficiency is related to  $\operatorname{Var}(\hat{o}_k) \leq \mathbb{E}[\hat{o}_k^2]$ . Since  $\hat{\rho}_i$  are independent random variables, we can have

$$\mathbb{E}[\hat{o}_k^2] = \mathbb{E} \left[ \begin{array}{|c|} \hline \hat{\rho}_1 \\ \hline \end{array} \begin{array}{|c|} \hline O \\ \hline \end{array} \begin{array}{|c|} \hline \vdots \\ \hline \end{array} \begin{array}{|c|} \hline \hat{\rho}_k \\ \hline \end{array} \begin{array}{|c|} \hline \hat{\rho}_1 \\ \hline \end{array} \begin{array}{|c|} \hline O \\ \hline \end{array} \begin{array}{|c|} \hline \vdots \\ \hline \end{array} \begin{array}{|c|} \hline \hat{\rho}_k \\ \hline \end{array} \right] = \begin{array}{|c|} \hline \mathbb{E}[\hat{\rho}_1] \\ \hline \end{array} \begin{array}{|c|} \hline O \\ \hline \end{array} \begin{array}{|c|} \hline \vdots \\ \hline \end{array} \begin{array}{|c|} \hline \mathbb{E}[\hat{\rho}_k] \\ \hline \end{array} \begin{array}{|c|} \hline \hat{\rho}_1 \\ \hline \end{array} \begin{array}{|c|} \hline O \\ \hline \end{array} \begin{array}{|c|} \hline \vdots \\ \hline \end{array} \begin{array}{|c|} \hline \hat{\rho}_k \\ \hline \end{array}. \tag{D1}$$

Using Eq.B4, we can simplify the above equation as

$$\mathbb{E}[\hat{o}_k^2] = \begin{array}{c} \boxed{\text{O}} \\ \vdots \\ \boxed{\text{O}} \end{array} \begin{array}{c} \mathbb{E}[\hat{\rho}_1] \\ \vdots \\ \mathbb{E}[\hat{\rho}_k] \end{array} = \begin{array}{c} \boxed{\text{O}} \\ \vdots \\ \boxed{\text{O}} \end{array} \begin{array}{c} \hat{\rho}_1 \\ \vdots \\ \hat{\rho}_k \end{array} = \begin{array}{c} \boxed{\text{O}} \\ \vdots \\ \boxed{\text{O}} \end{array} \begin{array}{c} V \\ \vdots \\ V \end{array}, \quad (\text{D2})$$

where each  $V[\dots]$  involves 7 P-diagrams as defined in Eq.B6. From Eq.D2, we can in principle calculate the upper bound for variance of nonlinear functions involving any order  $k$  of  $\rho$ :

$$\text{Var}(\text{Tr}(O\hat{\rho}^{\otimes k})) \leq \mathbb{E}[\text{Tr}(O\hat{\rho}^{\otimes k})^2] = \sum_{\alpha \in [1,7]^k} \prod_{\alpha_i} f_{\alpha_i}(t) P_{\alpha_i}, \quad (\text{D3})$$

where  $\alpha = (\alpha_1, \dots, \alpha_k) \in [1,7]^k$  labels the P-diagram attached to each tensor leg. For convenience, we rename

$$\begin{aligned} f_1(t) + f_2(t) + f_3(t) &\leq \frac{11}{(r^4(t) - 1)^2} = F_{(o,o)}(t) \\ f_4(t) + f_5(t) &\leq \frac{11}{1 + Dr^4(t)} = F_{(d,d)}(t) \\ f_6(t) &\leq \frac{1}{D(1 + Dr^4(t))} = F_{(I,d)}(t) = F_{(d,I)}(t) \\ f_7(t) &\leq \frac{5}{(r^4(t) - 1)(1 + Dr^4(t))} = F_{(o,d)}(t) = F_{(d,o)}(t). \end{aligned} \quad (\text{D4})$$

With those names, we can formally rewrite Eq.D3 as

$$\text{Var}(\text{Tr}(O\hat{\rho}^{\otimes k})) \leq \mathbb{E}[\text{Tr}(O\hat{\rho}^{\otimes k})^2] = \sum_{\alpha = (\vec{\alpha}_1, \dots, \vec{\alpha}_k)} \text{Tr}(O_{\alpha_1^L \alpha_2^L \dots \alpha_k^L} O_{\alpha_1^R \alpha_2^R \dots \alpha_k^R}) \prod_{\vec{\alpha}_i} F_{\vec{\alpha}_i}(t), \quad (\text{D5})$$

where  $\alpha = (\vec{\alpha}_1, \dots, \vec{\alpha}_k)$  has  $k$ -component, and each  $\vec{\alpha}_i = (\alpha_i^L, \alpha_i^R)$  is a two component vector where  $\alpha_i^{L/R}$  labels the  $i$ -th tensor leg of left/right  $O$  operator. Each  $\vec{\alpha}_i = (\alpha_i^L, \alpha_i^R) \in \{(o,o), (d,d), (I,d), (d,I), (o,d), (d,o)\}$ , and the summation is over all combinations of  $\alpha$ .