

# On the numerical overshoots of shock-capturing schemes

Huaibao Zhang<sup>a</sup>, Fan Zhang<sup>b,\*</sup>

<sup>a</sup>*School of Physics, Sun Yat-sen University, Guangzhou 510006, China*

<sup>b</sup>*Centre for mathematical Plasma-Astrophysics, Department of Mathematics, KU Leuven, Celestijnenlaan 200B, 3001 Leuven, Belgium*

---

## Abstract

This note introduces a simple metric for benchmarking shock-capturing schemes, and this metric is especially focusing on the shock-capturing overshoots, which may damage the robustness of numerical simulations, as well as the reliability of numerical results. The idea is to numerically solve the linear advection equation with square waves of different wavenumbers as initial solutions. Therefore, the exact overshoots after one step of temporal evolution can be easily calculated, and shown as a function of CFL number and reduced wavenumber. The present metric is able to quantify the numerical overshoots of shock-capturing schemes, and some new features of several canonical schemes are shown.

*Keywords:* overshoot; shock-capturing; high-order; TVD; WENO

---

## 1. Introduction

Numerical simulations of compressible flows are a highly challenging topic because shock waves which cause strong density, velocity and pressure discontinuities, need to be tackled by using robust [1], accurate [2, 3] and efficient [4, 5] shock-capturing schemes, the development of which is still not trivial. This topic becomes especially challenging while high numerical resolution and computational robustness are expected to be provided by a unified framework of numerical schemes, since achieving high-resolution usually expects high-order polynomials for spatial approximation, and high-order polynomials tend to be oscillatory if they are crossing discontinuities (Gibbs phenomenon). The amplitude of these kind of oscillatory solutions does not decrease even as the grid is refined. Therefore, in the past several decades, numerous high-resolution shock-capturing schemes have been designed and investigated [1, 2, 3, 6, 7].

In particular, total variation diminishing (TVD) schemes [1] enforces the condition of non-increase of the total variation in time, usually with using flux or slope limiters, thus achieving oscillation-free shock-capturing solutions. However, it is well known that TVD schemes have reduced order of accuracy at smooth extrema of the solutions. Uniform high-order accuracy can be achieved by the essentially non-oscillatory (ENO) scheme which uses adaptive stencils to avoid or, at least, minimize reconstructions crossing discontinuities, thus reducing the oscillation or overshoot essentially. An important improvement, the weighted essentially non-oscillatory (WENO) scheme [3], uses a convex-combination procedure of reconstructions carried out over given amount of candidate stencils, and the shock-capturing performance is highly depending on the nonlinear weights which in essence represent the relative local smoothness of

---

\*Corresponding author.

*Email address:* fan.zhang@kuleuven.be (Fan Zhang)

the solution on each candidate stencil. WENO schemes [3, 6, 7] maintain the ENO property and significantly improve the overall resolution. However, ENO schemes or WENO schemes do not completely remove numerical oscillation or overshoot in shock-capturing computations [8]. Therefore, in order to guarantee the robustness of WENO schemes, great efforts have been made and the resulting schemes can pass severe test cases involving blast waves and/or near vacuum [9, 10].

However, in this note, there is not intention of improving or reviewing the robust high-order shock-capturing schemes. It should be noted that, to the Authors' knowledge, the properties of numerical schemes mentioned above were still evaluated based on a case-by-case basis, and rather than a quantitative analysis, visualized investigation and comparison of numerical results are the most common evaluation methodology. Only until recently, a quantitative metric for shock-capturing error has been given by Zhao et al. [8], showing that the ENO and WENO schemes may yield significant over-amplification of incoming waves at discontinuities, which may be caused by the activation of linearly unstable stencils in the vicinity of the discontinuity. Especially, their analysis shows that the over-amplification happens within a certain range of wavenumber space, which means that the traditional evaluation with simple shock simulations may not be able to trigger the over-amplification behaviour.

Despite the success of the shock-capturing error metric of Zhao et al. [8], in this note we would like to further explore more details of those popular shock-capturing schemes, by using a simple test. For example, in shock-capturing computations the CFL number is sometimes restricted to guarantee the robustness, and we would like to unveil the detailed behaviour while the CFL number is changing. Moreover, we are interested in the behaviour of simulating multiple closely located shock waves, which was not given in Ref.[8]. Another fundamental property needs to be justified is the relative magnitude of the overshoots produced by the shock-capturing schemes at discontinuities. Therefore, at least these issues need to be investigated but haven't been introduced, to the Authors' knowledge.

The organization of the paper is as follows. The idea is introduced in section 2, and then in section 3 several typical shock-capturing schemes are investigated by the present metric. Eventually, the concluding remarks are given in the last section.

## 2. The numerical technique

### 2.1. The initial-boundary value problem (IVP)

In this note, we investigate the IVP of one-dimensional wave propagation in an unbounded domain, governed by the scalar linear advection equation, i.e.

$$\frac{\partial u}{\partial t} + a \frac{\partial u}{\partial x} = 0, \quad (1)$$

where the characteristic velocity  $a$  is assumed to be 1, without loss of generality. In practice, the spatial discretization of Eq.(1) is given on an equally spaced grid, resulting an ordinary differential equation (ODE) system, i.e.

$$\frac{du_i}{dt} = -\frac{\partial u}{\partial x}|_{x=x_i}, \quad 0 \leq x_i \leq L, \quad i = 1, \dots, N, \quad (2)$$

and the periodic boundary condition is given in the left ( $x = 0$ ) and right ( $x = L$ ) boundaries to model the unbounded domain. To be more specific, in this work we have  $N = 500$  and  $L = 1$ .

The essential idea of the present framework is defining the initial field by a series of square waves, which are described by

$$u(x, T_0) = 0.5 \operatorname{sign}(\sin(2\pi x/\lambda_n)), \quad (3)$$

where  $T_0 = 0$ , and  $\lambda_n$  is the wave length, which is defined as

$$\lambda_n = L/n, \quad n = 0, \dots, N/2. \quad (4)$$

Therefore, the exact solutions of this linear advection problem can be given by simply shifting the initial solutions by a distance of  $aT$ , where  $T$  is the time at which the computations end. Moreover, the reduced wavenumber which relates to the frequency of the initial square waves is defined as

$$\varphi = \omega \Delta x = (2\pi/\lambda) \Delta x, \quad (5)$$

where  $\omega$  is wavenumber. The reduced wavenumber is to be used to specify the performance.

## 2.2. Shock-capturing schemes

In this work, we focus on the shock-capturing schemes which are used for spatial solutions, i.e. the right hand side of Eq.(2). The partial derivatives in  $x$ -direction are approximated by using the conservative finite difference formula, i.e.

$$\frac{du_i}{dt} = -\frac{1}{\Delta x} (h_{i+1/2} - h_{i-1/2}). \quad (6)$$

The flux function  $h_{i\pm 1/2}$  at half points can be implicitly defined by

$$f(x) = \frac{1}{\Delta x} \int_{x-\Delta x/2}^{x+\Delta x/2} h(\xi) d\xi, \quad (7)$$

and then the semi-discretized form can be written as

$$\frac{du_i}{dt} \approx -\frac{1}{\Delta x} (\hat{f}_{i+1/2} - \hat{f}_{i-1/2}), \quad (8)$$

where

$$\hat{f}_{i+1/2} = \hat{f}(f_{i-l}, \dots, f_{i+r}), \quad (9)$$

and  $\hat{f}_{i-1/2}$  can be easily achieved symmetrically. It should be noted that for shock-capturing schemes the function  $\hat{f}$  is usually a nonlinear function, and  $l$  and  $r$  define the width of the stencil, which depends on the numerical schemes being used.

In this work, the classical TVD schemes [1, 11] and the ENO/WENO schemes [1, 2, 3, 6, 7] are investigated, since they have several essential properties which are of interest. TVD schemes are oscillation-free in one-dimensional simulations, and thus we would like to use the minmod (MM) limiter and superbee (SB) limiter, which are respectively the most and least restrictive second-order TVD schemes [11], as the baseline schemes to show the different behaviours of high-order schemes. ENO/WENO schemes, however, can not guarantee providing oscillation-free shock-capturing results, and Zhao et al. [8] proved that the amplitude of the oscillation relates to the frequency of the smooth disturbance

interacting with the discontinuity. Zhao et al. [8] also indicated that the activation of linearly unstable stencils might contribute to the resulting exaggerated amplitude or overshoot of propagating smooth waves near the discontinuity. Here, we are especially interested in more detailed behaviours and try to quantify the overshoot caused by simple discontinuities without interacting smooth waves, since this scenario may directly and specifically mimic high-order reconstruction crossing shocks.

Without any further discussion and modification on classical shock-capturing schemes, we directly use TVD schemes and ENO/WENO schemes as the flux function in Eq.(9) to solve the right hand side of the ODE system, i.e. Eq.(2), and then the temporal differential term in the left hand side is solved by using the third-order strongly stable Runge-Kutta method [12], of which more detailed formulas are also omitted here for simplicity. It is worth noted that the temporal solutions, more or less, change the numerical overshoot of a specific spatial reconstruction scheme. However, in this work we specifically focus on the relative difference between those high-order schemes, and thus the commonly used temporal solution is applied without further examination.

### 2.3. The error metric

Theoretically, TVD schemes may provide oscillation-free shock-capturing results, and ENO/WENO schemes are less dissipative but may produce small oscillations. Therefore, compared with TVD schemes, ENO/WENO schemes may produce sharp profile of discontinuities, and thus, although ENO/WENO schemes produce oscillation, the overall numerical error of ENO/WENO schemes might be still smaller than that of TVD schemes. In this work, we are not interested in the overall numerical error, especially we would like to focus on the overshoots near discontinuities which probably leads to negative pressure or density in gas dynamics simulations. Therefore, in the present framework, only the resulting exaggerated amplitude or overshoot will be investigated, and we ignore dissipative numerical behaviours since they have been discussed in numerous literatures.

In this work, we do not consider long time computations, and instead, only one step of temporal evolution will be conducted, with the initial field given in the subsection 2.1 and varying time steps  $T$  calculated based on  $CFL \in (0, 0.9]$ , resulting

$$\begin{aligned}\hat{u}(x, T) &= u(x, T) + u_\epsilon(x, T) \\ &= 0.5 \operatorname{sign}(\sin(2\pi(x + aT)/\lambda_n)) + u_\epsilon(x, T),\end{aligned}\tag{10}$$

where  $a = 1$ , as mentioned above, and  $u_\epsilon(x, T)$  is the error function. It is straightforward to fetch the numerical overshoots from the error function as follows

$$u_\epsilon^{\text{overshoot}}(x) = \begin{cases} |u_\epsilon(x, T)|, & \text{if } |\hat{u}(x, T)| > 0.5, \\ 0, & \text{otherwise,} \end{cases}\tag{11}$$

which means that the numerical error caused by the dissipative effect is excluded from our discussion. For each combination of  $T$  and  $\lambda_n$ , only the maximum overshoot, i.e.  $\max(u_\epsilon^{\text{overshoot}}(x))$ , will be shown in the next section. It is well known that using large time steps will challenge the stability of numerical schemes, which usually doesn't

quantitatively show the influence of involving spatial discontinuity. Therefore, the present simple metric is expected to further explain numerical behaviours in shock-capturing computations.

It should be noted again that in this work only one step of temporal evolution is taken into account, because for long-time simulations numerical dissipation will inevitably smooth out all the discontinuities and smooth waves. For instance, Deng et al. [13] showed that WENO schemes may significantly smear smooth waves and discontinuities, and even their low-dissipation high-order scheme cannot completely avoid this trend in a very long-time linear advection solution. At the meantime, even the most popular fifth-order WENO-JS scheme [6] may produce minor overshoot in certain wavenumber range [8]. Therefore, by only considering one step of temporal evolution, we may be able to avoid mixing up all the numerical effects.

### 3. Results and discussion

As mentioned above, in this section we consider several representative shock-capturing schemes, including: (i) second-order TVD schemes [14, 11] with the minmod (MM) and superbee (SB) flux limiters; (ii) schemes of the ENO class [15] with third-order and fifth-order of accuracy; (iii) the WENO-JS scheme with fifth-order [6] and seventh-order [9] of accuracy; (iv) the WENO-Z scheme with fifth-order [7] and seventh-order [16] of accuracy; and (v) the monotonicity preserving WENO (MPWENO) schemes with fifth-order and seventh-order of accuracy [9].

As shown in Fig.1(a), at least for the present one-dimensional linear advection equation, the minmod limiter guarantees overshoot-free results even using a large CFL number. The superbee limiter produces minor overshoot if the wavenumber and CFL number are both large, as shown in Fig.1(b). It should be noted that the overshoot may change a bit while using a different time stepping technique, but in this work we focus on the relative difference between numerical schemes, as mentioned above. In general, these two TVD limiters are able to eliminate oscillation near discontinuities, and thus, the other TVD limiters, which are at least more restrictive than the superbee limiter, should be able to remove oscillation as well.

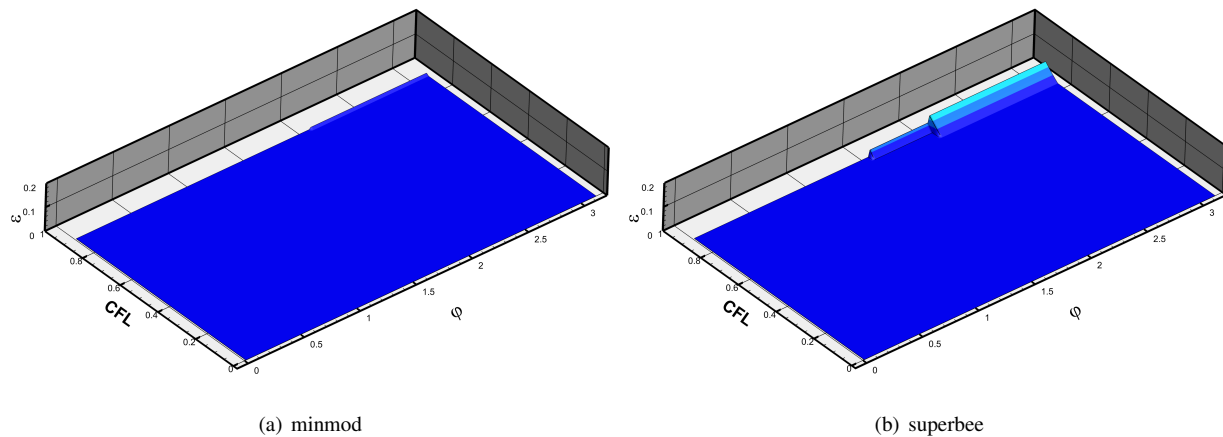


Figure 1: Numerical overshoots of TVD schemes.

It is also encouraging and surprising to find that the third-order ENO3 scheme shows overshoot-free solutions, as

shown in Fig.2(a). Whereas, the fifth-order ENO5 scheme produces significant error, as shown in Fig.2(b), which is expectable since its five-point candidate stencils inevitably cross closely located discontinuities. The strong evidence is that the overshoot is directly related to the reduced wavenumber. It can be found that if the reduced wavenumber is approximately larger than 1.05, the overshoot error will suddenly increase regardless of the CFL number. However, if the CFL number is relative large, the numerical overshoot is still observable in low-wavenumber region ( $\varphi < 1.05$ ). We believe that the activation of linearly unstable stencils of the ENO5 scheme contributes to this phenomenon. A more interesting behaviour is that the overshoot error is not monotonously increasing with the CFL number, which is also observed in the following results.

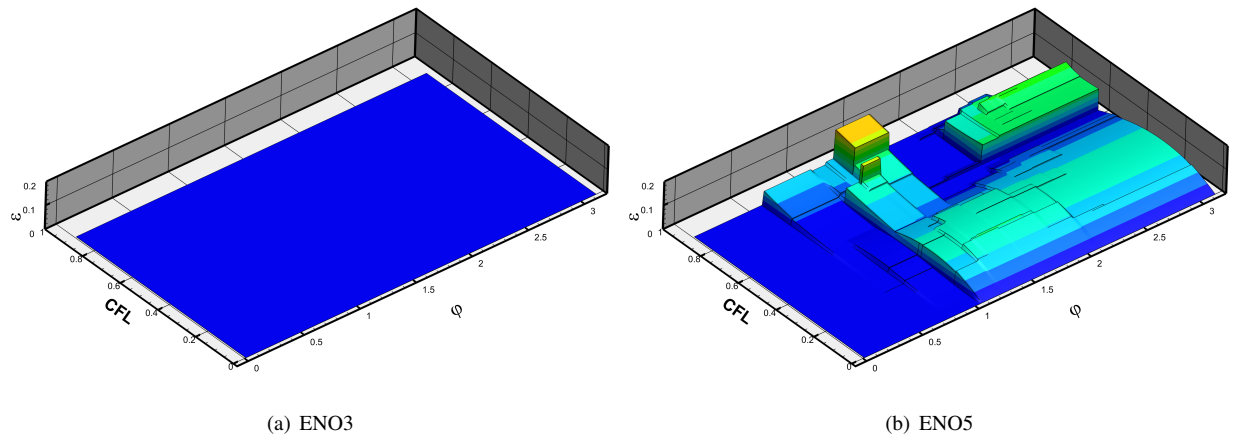
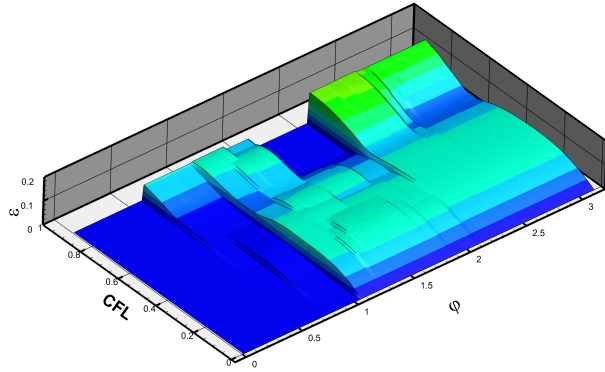


Figure 2: Numerical overshoots of ENO schemes.

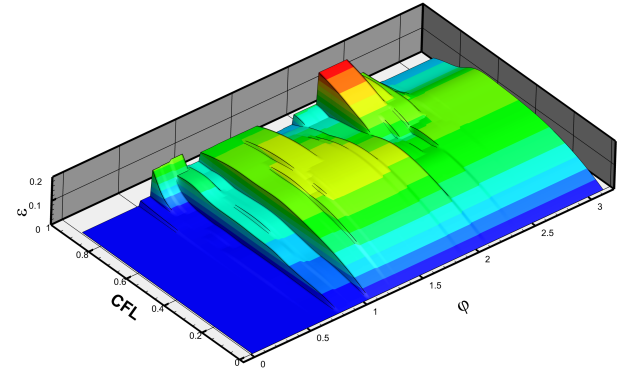
The result of the WENO-JS5 scheme, as shown in Fig.3(a), shows similar behaviours. In fact, as long as the discontinuities are separated by a sufficiently large distance, in which the smoothness of the candidate stencils can be guaranteed, the overshoot error is rather small, even if a large CFL number is used. Moreover, the overshoot error is also not monotonously depending on the CFL number. The WENO-JS7 scheme, in general, shows similar behaviours, as shown in Fig.3(b). However, it is worth noted that the WENO-JS7 scheme already shows noticeable overshoot if the reduced wavenumber is approximately larger than 0.8. We believe that the large stencil used by the WENO-JS7 scheme is the reason causing this behaviour. It is also important that the amplitude of the overshoot produced by the WENO-JS7 scheme is significantly larger than that of the WENO-JS5 scheme.

As shown in Fig.4, the results of the WENO-Z schemes have similar patterns as those of the WENO-JS schemes. However, the WENO-Z schemes, which are proved to be less dissipative compared with the WENO-JS schemes [16], produce more significant overshoots in general. In particular, the overshoots in the intermediate wavenumber region are even more significant.

The MPWENO schemes [9], which incorporate the monotonicity preserving bounds [17], have significantly reduced the overshoot error, as shown in Fig.5. Especially, the MPWENO7 scheme, which is seventh-order accurate, still shows relative small overshoot even in the high-wavenumber region. Therefore, it is very effective to use the monotonicity preserving bounds for improving the shock-capturing capability of WENO schemes. Of course, the

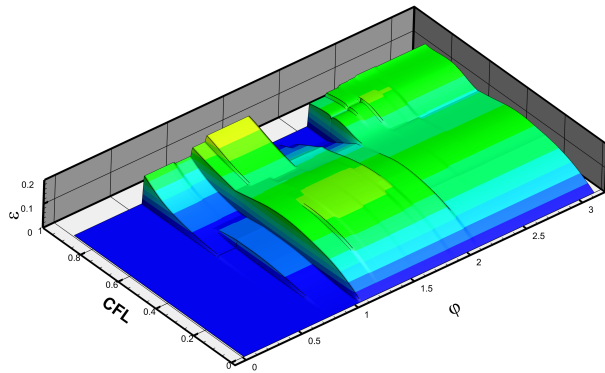


(a) WENO-JS5

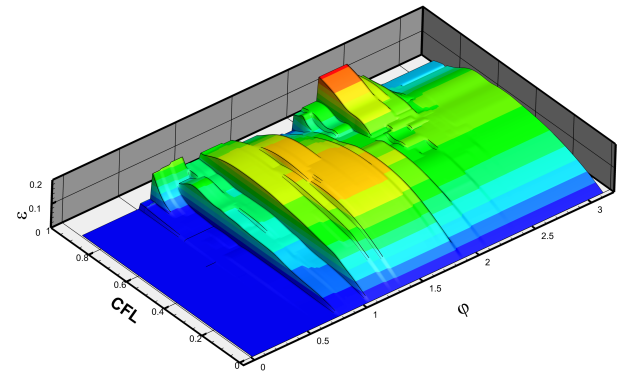


(b) WENO-JS7

Figure 3: Numerical overshoots of WENO-JS schemes.



(a) WENO-Z5



(b) WENO-Z7

Figure 4: Numerical overshoots of WENO-Z schemes.

smooth wave resolution of the MPWENO schemes may be deteriorated, compared with the WENO-JS schemes [8], but in this work we focus on the shock-capturing performance, as mentioned above.

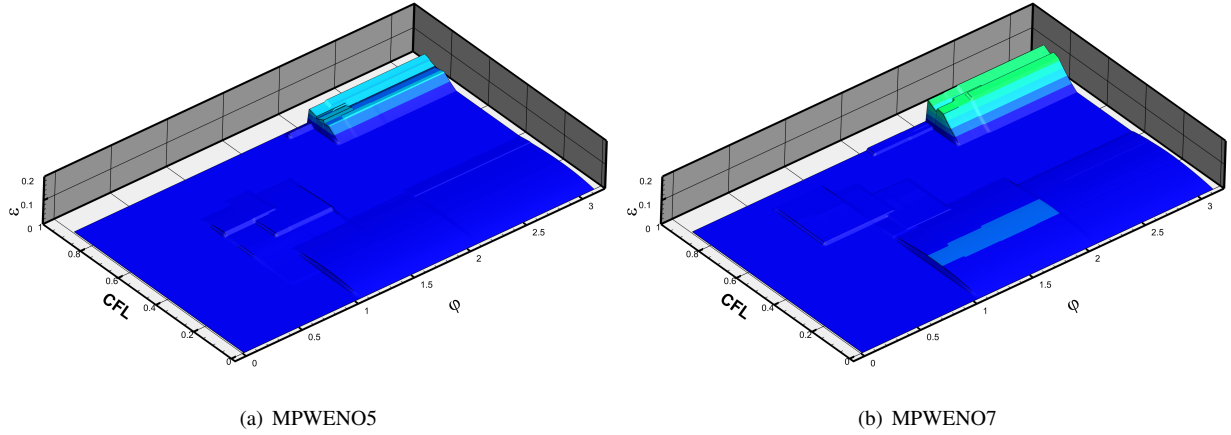
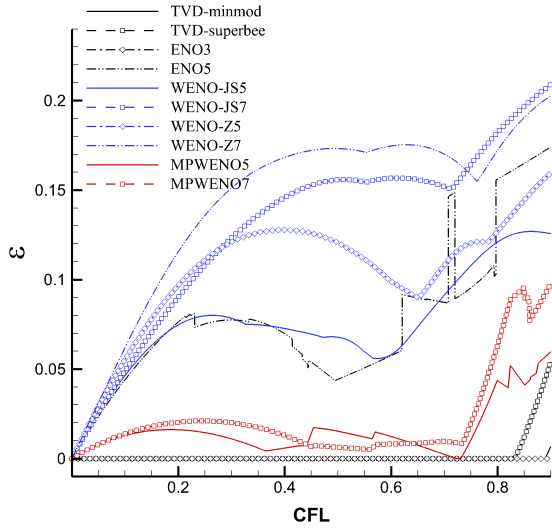


Figure 5: Numerical overshoots of MPWENO schemes.

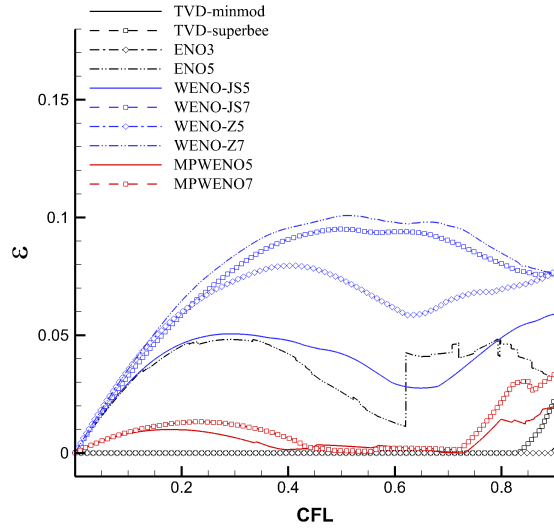
More details are shown in Fig.6 and Fig.7. In these two figures, the previous results are projected into the CFL number space and the wavenumber space respectively. In Fig.6, the most interesting behaviour being shown is that several schemes show relative small overshoots if the CFL number is close to 0.6. In particular, the maximum overshoot of the fifth-order WENO-Z5 scheme with  $CFL \approx 0.65$ , is approximately 30% smaller than the maximum overshoot of the same scheme with  $CFL = 0.4$ . It is worth noted that, although according to various canonical numerical test cases, we can expect that higher-order schemes are usually less robust compared with lower-order schemes, in this work we are able to quantitatively compare the overshoots produced by different shock-capturing schemes. Also, it is unsurprising that increasing the CFL number significantly affects the amplitude of overshoots, but by doing this test we are able to quantitatively visualize the difference between these commonly used numerical schemes.

In Fig.7, we can, again, easily find out the most robust high-order shock capturing schemes (MPWENO), as shown in the previous results. At the meantime, we can more clearly distinguish the influence of the wavenumber, or more specifically, the influence of closed located discontinuities. For instance, all the WENO-type schemes start to produce significant overshoots if the reduced wavenumber is approximately larger than 1.05, as also mentioned above. This behaviour is especially clear in Fig.7(b). We don't want to describe every details in these figures, but we may realise that the robustness of these schemes encounters challenges if the full stencil crosses more than one discontinuity. Therefore, in order to improve the robustness of a shock-capturing scheme, this situation must be specifically investigated. On the other hand, for a single discontinuity all the schemes being investigated here are capable to produce overshoot-free results. It is worth noted again that in Ref.[8], shock-capturing error involving interacting oscillating smooth waves were discussed.



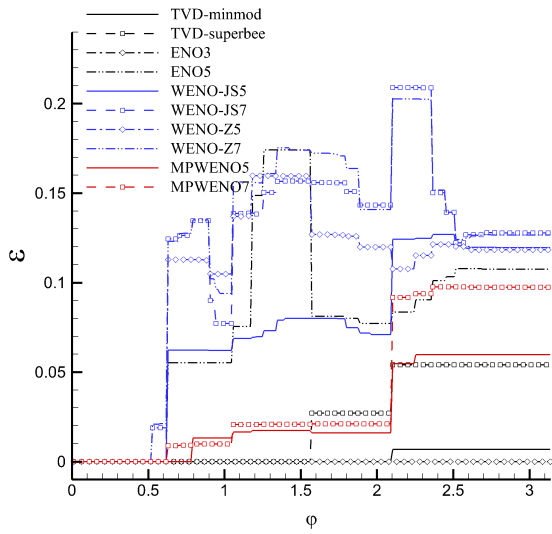


(a)  $L_\infty$

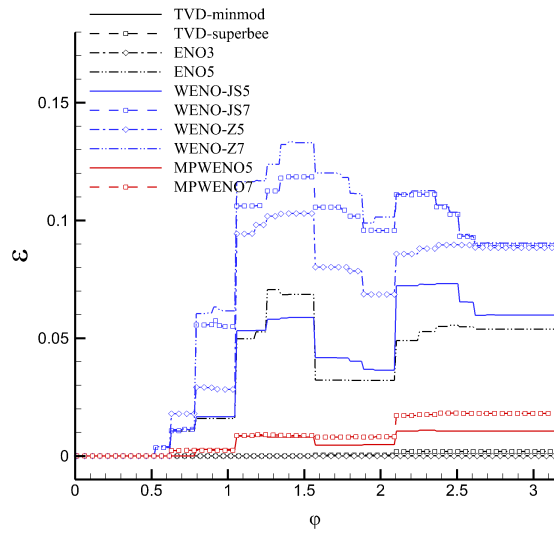


(b)  $L_1$

Figure 6: The overshoot variations in the CFL number space.



(a)  $L_\infty$



(b)  $L_1$

Figure 7: The overshoot variations in the wavenumber space.

#### 4. Conclusions

In this note we have designed a simple numerical metric for assessing shock-capturing schemes. Despite that the method introduced only involves discontinuities without smooth waves, one may still use it to quantitatively evaluate the shock-capturing capability of numerical schemes. According to the present results, several simple conclusions can be directly observed: (i) the amplitude of overshoots is significantly depending on the distance between discontinuities; (ii) The amplitude of overshoots is not monotonously varying while the CFL number is increasing; and (iii) The maximum overshoots of different schemes may be produced in very different scenarios, with respect to the CFL number and/or the reduced wavenumber (representing the distance between discontinuities).

These observations are quantitatively provided, and thus we expect that the present method can be a new error metric for shock-capturing schemes which need to be sufficiently robust for critical situations. Moreover, besides the conventional case-by-case investigation, in which the resolution and robustness are usually assessed altogether, the present note further provides a tool with which one may be able to find out the weakness or advantage of a shock-capturing scheme clearly. Of course, there are more factors affecting shock-capturing computations, especially in more practical numerical simulations with complex physics, and thus more investigation is necessary.

#### References

- [1] A. Harten, On a class of high resolution total-variation-stable finite-difference schemes, *SIAM J. Numer. Anal.* 21 (1) (1984) 1–23. doi:10.1137/0721001.
- [2] A. Harten, B. Engquist, S. Osher, S. R. Chakravarthy, Uniformly high order accurate essentially non-oscillatory schemes, III, *Journal of Computational Physics* 71 (2) (1987) 231–303. doi:10.1016/0021-9991(87)90031-3.
- [3] X. D. Liu, S. Osher, T. Chan, Weighted essentially non-oscillatory schemes, *Journal of Computational Physics* 115 (1) (1994) 200–212. doi:10.1006/jcph.1994.1187.
- [4] H. Zhang, F. Zhang, J. Liu, J. McDonough, C. Xu, A simple extended compact nonlinear scheme with adaptive dissipation control, *Communications in Nonlinear Science and Numerical Simulation* 84 (2020) 105191. doi:10.1016/j.cnsns.2020.105191.
- [5] C. Xu, F. Zhang, H. Dong, H. Jiang, Arbitrary high-order extended essentially non-oscillatory schemes for hyperbolic conservation laws, *International Journal for Numerical Methods in Fluids* n/a (n/a). doi:10.1002/flid.4968.
- [6] G.-S. Jiang, C.-W. Shu, Efficient implementation of weighted ENO schemes, *Journal of Computational Physics* 126 (1) (1996) 202–228. doi:10.1006/jcph.1996.0130.
- [7] R. Borges, M. Carmona, B. Costa, W. S. Don, An improved weighted essentially non-oscillatory scheme for hyperbolic conservation laws, *Journal of Computational Physics* 227 (6) (2008) 3191–3211. doi:10.1016/j.jcp.2007.11.038.

- [8] G. Zhao, M. Sun, A. Memmolo, S. Pirozzoli, A general framework for the evaluation of shock-capturing schemes, *Journal of Computational Physics* 376 (2019) 924–936. doi : 10 . 1016 / j . jcp . 2018 . 10 . 013.
- [9] D. S. Balsara, C.-W. Shu, Monotonicity preserving weighted essentially non-oscillatory schemes with increasingly high order of accuracy, *Journal of Computational Physics* 160 (2) (2000) 405 – 452. doi : 10 . 1006 / jcp . 2000 . 6443.
- [10] X. Y. Hu, N. A. Adams, C.-W. Shu, Positivity-preserving method for high-order conservative schemes solving compressible euler equations, *Journal of Computational Physics* 242 (2013) 169 – 180. doi : <https://doi.org/10.1016/j.jcp.2013.01.024>.
- [11] P. Sweby, High resolution schemes using flux limiters for hyperbolic conservation laws, *SIAM J. Numer. Anal.* 21 (5) (1984) 995–1011. doi : 10 . 1137 / 0721062.
- [12] S. Gottlieb, C. Shu, E. Tadmor, Strong stability-preserving high-order time discretization methods, *SIAM Review* 43 (1) (2001) 89–112. doi : 10 . 1137 / S003614450036757X.
- [13] X. Deng, Y. Shimizu, F. Xiao, A fifth-order shock capturing scheme with two-stage boundary variation diminishing algorithm, *Journal of Computational Physics* 386 (2019) 323–349. doi : 10 . 1016 / j . jcp . 2019 . 02 . 024.
- [14] S. Osher, S. Chakravarthy, High resolution schemes and the entropy condition, *SIAM Journal on Numerical Analysis* 21 (5) (1984) 955–984. arXiv : <https://doi.org/10.1137/0721060>, doi : 10 . 1137 / 0721060.
- [15] C.-W. Shu, S. Osher, Efficient implementation of essentially non-oscillatory shock-capturing schemes,ii, *J. Comput. Phys.* 83 (1) (1989) 32–78. doi : 10 . 1016 / 0021-9991 (89) 90222-2.
- [16] W.-S. Don, R. Borges, Accuracy of the weighted essentially non-oscillatory conservative finite difference schemes, *Journal of Computational Physics* 250 (2013) 347 – 372. doi : 10 . 1016 / j . jcp . 2013 . 05 . 018.
- [17] A. Suresh, H. Huynh, Accurate monotonicity-preserving schemes with runge–kutta time stepping, *Journal of Computational Physics* 136 (1) (1997) 83 – 99. doi : 10 . 1006 / jcp . 1997 . 5745.