

Optimizing Black-box Metrics with Iterative Example Weighting

Gaurush Hiranandani

UIUC

gaurush2@illinois.edu

Jatin Mathur

UIUC

jatinm2@illinois.edu

Oluwasanmi Koyejo

Google Research Accra & UIUC

sanmik@google.com

Mahdi Milani Fard

Google Research USA

mmilanifard@google.com

Harikrishna Narasimhan

Google Research USA

hnarasimhan@google.com

February 28, 2025

Abstract

We consider learning to optimize a classification metric defined by a black-box function of the confusion matrix. Such black-box learning settings are ubiquitous, for example, when the learner only has query access to the metric of interest, or in noisy-label and domain adaptation applications where the learner must evaluate the metric via performance evaluation using a small validation sample. Our approach is to adaptively learn example weights on the training dataset such that the resulting weighted objective best approximates the metric on the validation sample. We show how to model and estimate the example weights and use them to iteratively post-shift a pre-trained class probability estimator to construct a classifier. We also analyze the resulting procedure’s statistical properties. Experiments on various label noise, domain shift, and fair classification setups confirm that our proposal is better than the individual state-of-the-art baselines for each application.

1 Introduction

In many real-world machine learning tasks, the evaluation metric one seeks to optimize is not explicitly available in closed-form. This is true for metrics that are evaluated through live experiments

or by querying human users (Tamburrelli and Margara, 2014; Hiranandani et al., 2019a, 2020a), or require access to private or legally-protected data (Awasthi et al., 2021), and hence cannot be written as an explicit training objective. This is also the case when the learner only has access to data with skewed training distribution or labels with heteroscedastic noise (Huang et al., 2019; Jiang et al., 2020), and hence cannot directly optimize the metric on the training set despite knowing its mathematical form.

These problems can be framed as black-box learning tasks, where the goal is to optimize an unknown classification metric on a large (possibly noisy) training data, given access to evaluations of the metric on a small, clean validation sample. Our high-level approach is to adaptively assign weights to the training examples, so that the resulting weighted training objective closely approximates the black-box metric on the validation sample. We then construct a classifier by using the example weights to post-shift a class-probability estimator pre-trained on the training set. This results in an efficient, iterative approach that does not require any re-training.

Indeed, example weighting strategies have been widely used to both optimize metrics and to correct for distribution shift, but prior works either apply to specialized forms of metric, label, or feature noise (Sugiyama et al., 2008; Natarajan et al., 2013; Patrini et al., 2017), or formulate the example-weight learning task as a difficult non-convex problem that is hard to analyze (Ren et al., 2018; Zhao et al., 2019). In contrast, we propose a simple and effective approach to optimize a general black-box metric (that is a function of the confusion matrix) and provide a rigorous statistical analysis.

A key element of our approach is eliciting the weight coefficients by probing the black-box metric at few select classifiers and solving a system of linear equations matching the weighted training errors to the validation metric. We choose the “probing” classifiers so that the linear system is well-conditioned, for which we provide both theoretically-grounded options and practically efficient variants. Finally, this weight elicitation procedure is used as a subroutine to iteratively construct the plug-in classifier.

Contributions: (i) We provide a method for eliciting example weights for linear black-box metrics (Section 3). (ii) We use this procedure to iteratively learn a plug-in classifier for general black-box metrics (Section 4). (iii) We provide theoretical guarantees for metrics that are concave functions of the confusion matrix under weak distributional assumptions (Section 5). (iv) We experimentally show that our approach is competitive with (or better than) the state-of-the-art methods for tackling label noise in CIFAR-10 (Krizhevsky et al., 2009) and domain shift in Adience (Eidinger et al., 2014), and optimizing with proxy labels and a black-box fairness metric on Adult (Dua and Graff, 2017) (Section 7).

Notation: Δ_m denotes the $(m - 1)$ -dimensional simplex. $[m] = \{1, 2, \dots, m\}$ represents an index set. $\|\cdot\|$ denotes the operator norm for matrices and ℓ_2 norm for vectors.

2 Problem Setup

We consider a standard multiclass setup with an instance space $\mathcal{X} \subseteq \mathbb{R}^d$ and label space $\mathcal{Y} = \{1, \dots, m\}$. We wish to learn a randomized multiclass classifier $h : \mathcal{X} \rightarrow \Delta_m$ that for any input $x \in \mathcal{X}$ predicts a distribution $h(x) \in \Delta_m$ over the m classes. We will also consider deterministic classifiers $h : \mathcal{X} \rightarrow [m]$ which map an instance x to one of m classes.

Evaluation Metrics. Let D denote the underlying data distribution over $\mathcal{X} \times \mathcal{Y}$. We will evaluate the

performance of a classifier h on D using an evaluation metric $\mathcal{E}^D[h]$, with higher values indicating better performance. Our goal is to learn a classifier h that maximizes this evaluation measure:

$$\max_h \mathcal{E}^D[h]. \quad (1)$$

We will focus on metrics \mathcal{E}^D that can be written in terms of classifier’s confusion matrix $\mathbf{C}[h] \in [0, 1]^{m \times m}$, where the i, j -th entry is the probability that the true label is i and the randomized classifier h predicts j :

$$C_{ij}^D[h] = \mathbf{E}_{(x,y) \sim D} [\mathbf{1}(y = i)h_j(x)].$$

The performance of the classifier can then be evaluated using a (possibly unknown) function $\psi : [0, 1]^{m \times m} \rightarrow \mathbb{R}_+$ of the confusion matrix:

$$\mathcal{E}^D[h] = \psi(\mathbf{C}^D[h]). \quad (2)$$

Several common classification metrics take this form, including typical linear metrics $\psi(\mathbf{C}) = \sum_{ij} L_{ij} C_{ij}$ for some cost matrix $\mathbf{L} \in \mathbb{R}_+^{m \times m}$, the F-measure $\psi(\mathbf{C}) = \sum_i \frac{2C_{ii}}{\sum_j C_{ij} + \sum_j C_{ji}}$ (Lewis, 1995), and the G-mean $\psi(\mathbf{C}) = \left(\prod_i (C_{ii} / \sum_j C_{ij}) \right)^{1/m}$ (Daskalaki et al., 2006).

We consider settings where the learner has query-access to the evaluation metric \mathcal{E}^D , i.e., can evaluate the metric for any given classifier h but cannot directly write out the metric as an explicit mathematical objective. This happens when the metric is truly a black-box function, i.e., ψ is unknown, or when ψ is known, but we have access to only a noisy version of the distribution D needed to compute the metric.

Noisy Training Distribution. For learning a classifier, we assume access to a large sample S^{tr} of n^{tr} examples drawn from a distribution μ , which we will refer to as the “training” distribution. The training distribution μ may be the same as the true distribution D , or may differ from the true distribution D in the feature distribution $\mathbf{P}(x)$, the conditional label distribution $\mathbf{P}(y|x)$, or both. We also assume access to a smaller sample S^{val} of n^{val} examples drawn from the true distribution D . We will refer to the sample S^{tr} as the “training” sample, and the smaller sample S^{val} as the “validation” sample. We seek to solve (1) using both these samples.

The following are some examples of noisy training distributions in the literature:

Example 1 (Independent label noise (ILN) (Natarajan et al., 2013; Patrini et al., 2017)). *The distribution μ draws an example (x, y) from D , and randomly flips y to \tilde{y} with probability $\mathbf{P}(\tilde{y}|y)$, independent of the instance x .*

Example 2 (Cluster-dependent label noise (CDLN) (Wang et al., 2020a)). *Suppose each x belongs to one of k disjoint clusters $g(x) \in [k]$. The distribution μ draws (x, y) from D and randomly flips y to \tilde{y} with probability $\mathbf{P}(\tilde{y}|y, g(x))$.*

Example 3 (Instance-dependent label noise (IDLN) (Menon et al., 2018)). *μ draws (x, y) from D and randomly flips y to \tilde{y} with probability $\mathbf{P}(\tilde{y}|y, x)$, which may depend on x .*

Example 4 (Domain shift (DS) (Sugiyama et al., 2008)). *μ draws \tilde{x} according to a distribution $\mathbf{P}^\mu(x)$ different from $\mathbf{P}^D(x)$, but draws y from the true conditional $\mathbf{P}^D(y|\tilde{x})$.*

Table 1: Example weights $\mathbf{W} : \mathcal{X} \rightarrow \mathbb{R}_+^{m \times m}$ for linear metric $\mathcal{E}^D[h] = \langle \mathbf{L}, \mathbf{C}^D[h] \rangle$ under the noise models in Exmp. 1–4, where $W_{ij}(x)$ is the weight on entry C_{ij} . In Sec. 3–4, we consider metrics that are functions of the diagonal confusion entries alone (i.e. \mathbf{L} and \mathbf{T} are diagonal), and handle general metrics in Appendix A.

Model	Noise Transition Matrix	Correction Weights
ILN	$T_{ij} = \mathbf{P}(\tilde{y} = j y = i)$	$\mathbf{W}(x) = \mathbf{L} \odot \mathbf{T}^{-1}$
CDLN	$T_{ij}^{[k]} = \mathbf{P}(\tilde{y} = j y = i, g(x) = k)$	$\mathbf{W}(x) = \mathbf{L} \odot (\mathbf{T}^{[g(x)]})^{-1}$
IDLN	$T_{ij}(x) = \mathbf{P}(\tilde{y} = j y = i, x)$	$\mathbf{W}(x) = \mathbf{L} \odot (\mathbf{T}(x))^{-1}$
DS	-	$W_{ij}(x) = \mathbf{P}^D(x) / \mathbf{P}^\mu(x), \forall i, j$

Our approach is to learn example weights on the training sample S^{tr} , so that the resulting weighted empirical objective (locally, if not globally) approximates an estimate of the metric \mathcal{E}^D on the validation sample S^{val} . For ease of presentation, we will assume that the metrics only depend on the diagonal entries of the confusion matrix, i.e., C_{ii} ’s. In Appendix A, we elaborate how our ideas can be extended to handle metrics that depend on the entire confusion matrix.

While our approach uses randomized classifiers, in practice one can replace them with similarly performing deterministic classifiers using, e.g., the techniques of (Cotter et al., 2019a). In what follows, we will need the empirical confusion matrix on the validation set $\hat{\mathbf{C}}^{\text{val}}[h]$, where $\hat{C}_{ij}^{\text{val}}[h] = \frac{1}{n^{\text{val}}} \sum_{(x,y) \in S^{\text{val}}} \mathbf{1}(y = i) h_j(x)$.

3 Example Weighting for Linear Metrics

We first describe our example weighting strategy for linear functions of the diagonal entries of the confusion matrix:

$$\mathcal{E}^D[h] = \sum_i \beta_i C_{ii}^D[h]. \quad (3)$$

for some (unknown) weights β_1, \dots, β_m . In the next section, we will discuss how to use this procedure as a subroutine to handle more complex metrics.

3.1 Modeling Example Weights

We define an example weighting function $\mathbf{W} : \mathcal{X} \rightarrow \mathbb{R}_+^m$ which associates m *correction weights* $[W_i(x)]_{i=1}^m$ with each example x so that:

$$\mathbf{E}_{(x,y) \sim \mu} \left[\sum_i W_i(x) \mathbf{1}(y = i) h_i(x) \right] \approx \mathcal{E}^D[h], \forall h. \quad (4)$$

Indeed for the noise models in Examples 1–4, there exist weighting functions \mathbf{W} for which the above holds with equality. Table 1 shows the form of the weighting function for general linear metrics.

Ideally, the weighting function \mathbf{W} assigns m independent weights for each example $x \in \mathcal{X}$. However, in practice, we estimate \mathcal{E}^D using a small validation sample $S^{\text{val}} \sim D$. So to avoid having the example

weights over-fit to the validation sample, we restrict \mathbf{W} to a weighted sum of L basis functions $\phi^\ell : \mathcal{X} \rightarrow [0, 1]$:

$$W_i(x) = \sum_{\ell=1}^L \alpha_i^\ell \phi^\ell(x), \quad (5)$$

where $\alpha_i^\ell \in \mathbb{R}$ is the coefficient associated with basis function ϕ^ℓ and diagonal confusion entry (i, i) . In practice, the basis functions can be as simple as a partitioning of the instance space into L clusters, i.e.,:

$$\phi^\ell(x) = \mathbf{1}(g(x) = \ell), \quad (6)$$

for a clustering function $g : \mathcal{X} \rightarrow [L]$, or may define a more complicated soft clustering using, e.g., radial basis functions (Sugiyama et al., 2008) with centers x^ℓ and width σ :

$$\phi^\ell(x) = \exp(-\|x - x^\ell\|/2\sigma^2). \quad (7)$$

3.2 ϕ -transformed Confusions

Expanding the weighting function in (4) gives us:

$$\sum_{\ell=1}^L \sum_{i=1}^m \alpha_i^\ell \underbrace{\mathbf{E}_{(x,y) \sim \mu} [\phi^\ell(x) \mathbf{1}(y = i) h_i(x)]}_{\Phi_i^{\mu, \ell}[h]} \approx \mathcal{E}^D[h], \forall h,$$

where $\Phi^{\mu, \ell}[h] \in [0, 1]^m$ can be seen as a ϕ -transformed confusion matrix for the training distribution μ . For example, if one had only one basis function $\phi^1(x) = 1, \forall x$, then $\Phi_i^{\mu, 1}[h] = \mathbf{E}_{(x,y) \sim \mu} [\mathbf{1}(y = i) h_i(x)]$ gives the standard confusion entries for the training distribution. If the basis functions divides the data into L clusters, as in (6), then $\Phi_i^{\mu, \ell}[h] = \mathbf{E}_{(x,y) \sim \mu} [\mathbf{1}(g(x) = \ell, y = i) h_i(x)]$ gives the training confusion entries evaluated on examples from cluster ℓ . We can thus re-write equation (4) as a weighted combination of the Φ -confusion entries:

$$\sum_{\ell=1}^L \sum_{i=1}^m \alpha_i^\ell \Phi_i^{\mu, \ell}[h] \approx \mathcal{E}^D[h], \forall h. \quad (8)$$

3.3 Eliciting Weight Coefficients α

We next discuss how to estimate the weighting function coefficients α_i^ℓ 's from the training sample S^{tr} and validation sample S^{val} . Notice that (14) gives a relationship between statistics $\Phi^{\mu, \ell}$'s computed on the training distribution μ , and the evaluation metric of interest computed on the true distribution D . Moreover, for a fixed classifier h , the left-hand side is *linear* in the unknown coefficients $\alpha = [\alpha_1^1, \dots, \alpha_1^L, \dots, \alpha_m^1, \dots, \alpha_m^L] \in \mathbb{R}^{Lm}$.

We therefore probe the metric $\hat{\mathcal{E}}^{\text{val}}$ at Lm different classifiers $h^{1,1}, \dots, h^{1,m}, \dots, h^{L,1}, \dots, h^{L,m}$, which results in a set of Lm linear equations of the form in (14):

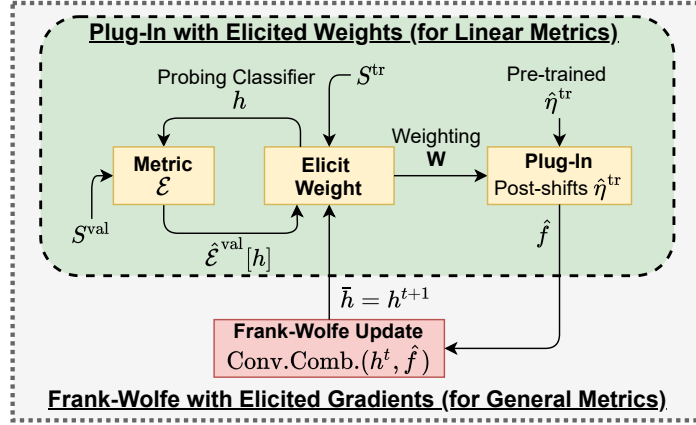


Figure 1: Overview of our approach.

$$\begin{aligned}
\sum_{\ell,i} \alpha_i^\ell \hat{\Phi}_i^{\text{tr},\ell}[h^{1,1}] &= \hat{\mathcal{E}}^{\text{val}}[h^{1,1}], \\
&\vdots \\
\sum_{\ell,i} \alpha_i^\ell \hat{\Phi}_i^{\text{tr},\ell}[h^{L,m}] &= \hat{\mathcal{E}}^{\text{val}}[h^{L,m}],
\end{aligned} \tag{9}$$

where $\hat{\Phi}_i^{\text{tr},\ell}[h] = \frac{1}{n^{\text{tr}}} \sum_{(x,y) \in S^{\text{tr}}} \phi^\ell(x) \mathbf{1}(y = i) h_i(x)$ is evaluated on the training sample $\hat{\mathcal{E}}^{\text{val}}[h] = \sum_i \beta_i \hat{C}_{ii}^{\text{val}}[h]$ is evaluated on the validation sample.

More formally, let $\hat{\Sigma} \in \mathbb{R}^{Lm \times Lm}$ and $\hat{\mathcal{E}} \in \mathbb{R}^{Lm}$ denote the left-hand and right-hand side observations in (15), i.e.,:

$$\begin{aligned}
\hat{\Sigma}_{(\ell,i),(\ell',i')} &= \frac{1}{n^{\text{tr}}} \sum_{(x,y) \in S^{\text{tr}}} \phi^{\ell'}(x) \mathbf{1}(y = i') h_i^{\ell,i}(x), \\
\hat{\mathcal{E}}_{(\ell,i)} &= \hat{\mathcal{E}}^{\text{val}}[h^{\ell,i}].
\end{aligned} \tag{10}$$

Then the weight coefficients are given by $\hat{\alpha} = \hat{\Sigma}^{-1} \hat{\mathcal{E}}$.

3.4 Choosing the Probing Classifiers $h^{1,1}, \dots, h^{L,m}$

We will have to choose the Lm probing classifiers so that $\hat{\Sigma}$ is well-conditioned. One way to do this is to choose the classifiers so that $\hat{\Sigma}$ has a high value on the diagonal entries and a low value on the off-diagonals, i.e. choose each classifier $h^{\ell,i}$ to evaluate to a high value on $\hat{\Phi}_i^{\text{tr},\ell}[h]$ and a low value on $\hat{\Phi}_{i'}^{\text{tr},\ell'}[h]$, $\forall (\ell', i') \neq (\ell, i)$. This can be framed as a constraint satisfaction problem on S^{tr} for each $h^{\ell,i}$:

For $h^{\ell,i}$ pick $h \in \mathcal{H}$ such that:

$$\hat{\Phi}_i^{\text{tr},\ell}[h] \geq \gamma, \text{ and } \hat{\Phi}_{i'}^{\text{tr},\ell'}[h] \leq \omega, \forall (\ell', i') \neq (\ell, i), \tag{11}$$

for some $\gamma > \omega > 0$ and a sufficiently flexible hypothesis class \mathcal{H} for which the constraints are feasible. These problems can generally be solved by formulating a constrained classification problem (Cotter et al., 2019b; Narasimhan, 2018). We show in Appendix G that this problem is feasible and can be efficiently solved for a range of settings.

Algorithm 1: ElicitWeights for Diagonal Linear Metrics

- 1: **Input:** $\hat{\mathcal{E}}^{\text{val}}$, Basis functions $\phi^1, \dots, \phi^L : \mathcal{X} \rightarrow \mathbb{R}$, Training set $S^{\text{tr}} \sim \mu$, Validation set $S^{\text{val}} \sim D$, $\bar{h}, \epsilon, \mathcal{H}, \gamma, \omega$
 - 2: **If** *fixed classifier*:
 - 3: Choose $h^{\ell,i}(x) = \epsilon \phi^\ell(x) e^i(x) + (1 - \epsilon \phi^\ell(x)) \bar{h}(x)$
 - 4: **Else:**
 - 5: $\bar{\mathcal{H}} = \{\tau h + (1 - \tau) \bar{h} \mid h \in \mathcal{H}, \tau \in [0, \epsilon]\}$
 - 6: Pick $h^{\ell,i} \in \bar{\mathcal{H}}$ to satisfy (11) with slack $\gamma, \omega, \forall(\ell, i)$
 - 7: Compute $\hat{\Sigma}$ and $\hat{\mathcal{E}}$ using (10) with metric $\hat{\mathcal{E}}^{\text{val}}$
 - 8: **Output:** $\hat{\alpha} = \hat{\Sigma}^{-1} \hat{\mathcal{E}}$
-

Algorithm 2: Plug-in with Elicited Weights (PI-EW) for Diagonal Linear Metrics

- 1: **Input:** $\hat{\mathcal{E}}^{\text{val}}$, Basis functions $\phi^1, \dots, \phi^L : \mathcal{X} \rightarrow \mathbb{R}$, Class probability model $\hat{\eta}^{\text{tr}} : \mathcal{X} \rightarrow \Delta_m$ for μ , Training set $S^{\text{tr}} \sim \mu$, Validation set $S^{\text{val}} \sim D$, \bar{h}, ϵ
 - 2: $\hat{\alpha} = \text{ElicitWeights}(\hat{\mathcal{E}}^{\text{val}}, \phi^1, \dots, \phi^L, S^{\text{tr}}, S^{\text{val}}, \bar{h}, \epsilon)$
 - 3: Example-weights: $\hat{W}_i(x) = \sum_{\ell=1}^L \hat{\alpha}_i^\ell \phi_i^\ell(x)$
 - 4: Plug-in: $\hat{h}(x) \in \text{argmax}_{i \in [m]} \hat{W}_i(x) \hat{\eta}_i^{\text{tr}}(x)$
 - 5: **Output:** \hat{h}
-

In practice, we do not explicitly solve (11) over a hypothesis class \mathcal{H} . Instead, a simpler and surprisingly effective strategy is to set the probing classifiers to *trivial* classifiers that predict the same class on all (or a subset of) examples. To build intuition for why this is a good idea, consider a simple setting with only one basis function $\phi^1(x) = 1, \forall x$, where the ϕ -confusions $\hat{\Phi}_i^{\text{tr},1}[h] = \frac{1}{n^{\text{tr}}} \sum_{(x,y) \in S^{\text{tr}}} \mathbf{1}(y = i) h_i(x)$ are the standard confusion entries on the training set. In this case, a trivial classifier $e^i(x) = \text{onehot}(i), \forall x$, which predicts class i on all examples, yields the highest value for $\hat{\Phi}_i^{\text{tr},1}$ and 0 for all other $\hat{\Phi}_j^{\text{tr},1}, \forall j \neq i$. In fact, in our experiments, we set the probing classifier $h^{1,i}$ to a randomized combination of e^i and some fixed base classifier \bar{h} :

$$h^{1,i}(x) = \epsilon e^i(x) + (1 - \epsilon) \bar{h}(x),$$

for large enough ϵ so that $\hat{\Sigma}$ is well-conditioned.

Similarly, if the basis functions divide the data into L clusters (as in (6)), then we can randomize between \bar{h} and a trivial classifier that predicts a particular class i on all examples assigned to the cluster ℓ . The confusion matrix for the resulting classifiers will have higher values than \bar{h} on the (ℓ, i) -th diagonal entry and a lower value on other entries. These classifiers can be succinctly written as:

$$h^{\ell,i}(x) = \epsilon \phi^\ell(x) e^i(x) + (1 - \epsilon \phi^\ell(x)) \bar{h} \quad (12)$$

where we again tune ϵ to make sure that the resulting $\hat{\Sigma}$ is well-conditioned. This choice of the probing classifiers also works well in practice for general basis functions ϕ^ℓ 's.

Algorithm 1 summarizes the weight elicitation procedure, where the probing classifiers are either constructed by solving the constrained satisfaction problem (11) or set to the “fixed” classifiers in (12). In both cases, the algorithm takes a base classifier \bar{h} and the parameter ϵ as input, where ϵ controls the extent to which \bar{h} is perturbed to construct the probing classifiers. This radius parameter

Algorithm 3: Frank-Wolfe with Elicited Gradients (FW-EG) for General Diagonal Metrics (also depicted in Fig. 1)

- 1: **Input:** $\widehat{\mathcal{E}}^{\text{val}}$, Basis functions $\phi^1, \dots, \phi^L : \mathcal{X} \rightarrow \mathbb{R}_+$, Pre-trained $\widehat{\eta}^{\text{tr}} : \mathcal{X} \rightarrow \Delta_m$, $S^{\text{tr}} \sim \mu$, $S^{\text{val}} \sim D$, T, ϵ
 - 2: Initialize classifier h^0 and $\mathbf{c}^0 = \text{diag}(\widehat{\mathbf{C}}^{\text{val}}[h^0])$
 - 3: **For** $t = 0$ **to** $T - 1$ **do**
 - 4: **if** $\mathcal{E}^D[h] = \psi(C_{11}^D[h], \dots, C_{mm}^D[h])$ for known ψ :
 - 5: $\beta^t = \nabla \psi(\mathbf{c}^t)$
 - 6: $\widehat{\mathcal{E}}^{\text{lin}}[h] = \sum_i \beta_i^t \widehat{C}_{ii}^{\text{val}}[h]$
 - 7: **else**
 - 8: $\widehat{\mathcal{E}}^{\text{lin}}[h] = \widehat{\mathcal{E}}^{\text{val}}[h] - \widehat{\mathcal{E}}^{\text{val}}[h^t]$ {small ϵ recommended}
 - 9: $\widehat{f} = \text{PI-EW}(\widehat{\mathcal{E}}^{\text{lin}}, \phi^1, \dots, \phi^L, \widehat{\eta}^{\text{tr}}, S^{\text{tr}}, S^{\text{val}}, h^t, \epsilon)$
 - 10: $\widetilde{\mathbf{c}} = \text{diag}(\widehat{\mathbf{C}}^{\text{val}}[\widehat{f}])$
 - 11: $h^{t+1} = \left(1 - \frac{2}{t+1}\right)h^t + \frac{2}{t+1}\text{onehot}(\widehat{f})$
 - 12: $\mathbf{c}^{t+1} = \left(1 - \frac{2}{t+1}\right)\mathbf{c}^t + \frac{2}{t+1}\widetilde{\mathbf{c}}$
 - 13: **End For**
 - 14: **Output:** $\widehat{h} = h^T$
-

ϵ restricts the probing classifiers to a neighborhood around \widehat{h} and will prove handy in the algorithms we develop next.

4 Plug-in Based Algorithms

Having elicited the weight coefficients α , we now seek to learn a classifier that optimizes the left hand side of (14). We do this via the *plug-in* approach: first pre-train a model $\widehat{\eta}^{\text{tr}} : \mathcal{X} \rightarrow \Delta_m$ on the *noisy training distribution* μ to estimate the conditional class probabilities $\widehat{\eta}_i^{\text{tr}}(x) \approx \mathbf{P}^\mu(y = i|x)$, and then apply the correction weights to *post-shift* $\widehat{\eta}^{\text{tr}}$.

4.1 Plug-in Algorithm for Linear Metrics

We first describe our approach for (diagonal) linear metrics $\mathcal{E}^D[h] = \sum_i \beta_i C_{ii}^D[h]$ in Algorithm 2. Given the correction weights $\widehat{\mathbf{W}} : \mathcal{X} \rightarrow \mathbb{R}_+^m$, we seek to maximize the following weighted objective on the training distribution:

$$\max_h \mathbf{E}_{(x,y) \sim \mu} \left[\sum_i \widehat{W}_i(x) \mathbf{1}(y = i) h_i(x) \right].$$

This is a standard example-weighted learning problem, for which the following plug-in (post-shift) classifier is a consistent estimator (Narasimhan et al., 2015b; Yang et al., 2020):

$$\widehat{h}(x) \in \operatorname{argmax}_{i \in [m]} \widehat{W}_i(x) \widehat{\eta}_i^{\text{tr}}(x).$$

4.2 Iterative Algorithm for General Metrics

To optimize generic non-linear metrics of the form $\mathcal{E}^D[h] = \psi(C_{11}^D[h], \dots, C_{mm}^D[h])$ for $\psi : [0, 1]^m \rightarrow \mathbb{R}_+$, we apply Algorithm 2 iteratively. We consider both cases where ψ is unknown, and where ψ is known, but needs to be optimized using the noisy distribution μ . The idea is to first elicit local linear approximations to ψ and to then learn plug-in classifiers for the resulting linear metrics in each iteration.

Specifically, following Narasimhan et al. (2015b), we derive our algorithm from the classical Frank-Wolfe method (Jaggi, 2013) for maximizing a smooth concave function $\psi(\mathbf{c})$ over a convex set $\mathcal{C} \subseteq \mathbb{R}^m$. In our case, \mathcal{C} is the set of confusion matrices $\mathbf{C}^D[h]$ achieved by any classifier h , and is convex when we allow randomized classifiers (see Appendix B.3). The algorithm maintains iterates \mathbf{c}^t , and at each step, maximizes a linear approximation to ψ at \mathbf{c}^t : $\tilde{\mathbf{c}} \in \arg\max_{\mathbf{c} \in \mathcal{C}} \langle \nabla \psi(\mathbf{c}^t), \mathbf{c} \rangle$. The next iterate \mathbf{c}^{t+1} is then a convex combination of \mathbf{c}^t and the current solution $\tilde{\mathbf{c}}$.

In Algorithm 3, we outline an adaptation of this Frank-Wolfe algorithm to our setting, where we maintain a classifier h^t and an estimate of the diagonal confusion entries \mathbf{c}^t from the validation sample S^{val} . At each step, we linearize ψ using $\hat{\mathcal{E}}^{\text{lin}}[h] = \sum_i \beta_i^t \hat{C}_{ii}^{\text{val}}[h]$, where $\beta^t = \nabla \psi(\mathbf{c}^t)$, and invoke the plug-in method in Algorithm 2 to optimize the linear approximation $\hat{\mathcal{E}}^{\text{lin}}$. When the mathematical form of ψ is known, one can directly compute the gradient β^t . When it is not known, we can simply set $\hat{\mathcal{E}}^{\text{lin}}[h] = \hat{\mathcal{E}}^{\text{val}}[h]$, but restrict the weight elicitation routine (Algorithm 1) to choose its probing classifiers $h^{\ell, i}$'s from a small neighborhood around the current classifier h^t (in which ψ is effectively linear). This can be done by passing $\bar{h} = h^t$ to the weight elicitation routine, and setting the radius ϵ to a small value.

Each call to Algorithm 2 uses the training and validation set to elicit example weights for a local linear approximation to ψ , and uses the weights to construct a plug-in classifier. The final output is a randomized combination of the plug-in classifiers from each step. Note that Algorithm 3 runs efficiently for reasonable values of L and m . Indeed the runtime is almost always dominated by the pre-training of the base model $\hat{\eta}^{\text{tr}}$, with the time taken to elicit the weights (e.g. using (12)) being relatively inexpensive (see App. E).

5 Theoretical Guarantees

We provide theoretical guarantees for the weight elicitation procedure and the plug-in methods in Algorithms 1–3.

Assumption 1. *The distributions D and μ are such that for any linear metric $\mathcal{E}^D[h] = \sum_i \beta_i C_{ii}[h]$, with $\|\beta\| \leq 1$, $\exists \bar{\alpha} \in \mathbb{R}^{Lm}$ s.t. $\left| \sum_{\ell, i} \bar{\alpha}_i^\ell \Phi_i^{\mu, \ell}[h] - \mathcal{E}^D[h] \right| \leq \nu$, $\forall h$ and $\|\bar{\alpha}\|_1 \leq B$, for some $\nu \in [0, 1]$ and $B > 0$.*

This states that our choice of basis functions ϕ^1, \dots, ϕ^L are such that, any linear metric on D can be approximated (up to a slack ν) by a weighting $W_i(x) = \sum_\ell \bar{\alpha}_i^\ell \phi^\ell(x)$ of the training examples from μ . The existence of such a weighting function depends on how well the basis functions capture the underlying distribution shift. Indeed, the assumption holds for some common settings in Table 1, e.g., when the noise transition \mathbf{T} is diagonal (Appendix A handles a general \mathbf{T}), and the basis functions are set to:

- $\phi^1(x) = 1, \forall x$, for the IDLN setting.
- $\phi^\ell(x) = \mathbf{1}(g(x) = \ell), \forall x$, for the CDLN setting.

We analyze the coefficients $\hat{\alpha}$ elicited by Algorithm 1 when the probing classifiers $h^{\ell,i}$ are chosen to satisfy (11). In Appendix C, we provide an analysis when the probing classifiers $h^{\ell,i}$ are set to the fixed choices in (12).

Theorem 1 (Error bound on elicited weights). *Let $\gamma, \omega > 0$ be such that the constraints in (11) are feasible for hypothesis class $\bar{\mathcal{H}}$, for all ℓ, i . Suppose Algorithm 1 chooses each classifier $h^{\ell,i}$ to satisfy (11), with $\mathcal{E}^D[h^{\ell,i}] > 0, \forall \ell, i$. Let $\bar{\alpha}$ be defined as in Assumption 1. Suppose $\gamma > 2\sqrt{2}Lm\omega$ and $n^{\text{tr}} \geq \max \left\{ \frac{L^2 m \log(Lm|\mathcal{H}|/\delta)}{(\frac{\gamma}{2} - \sqrt{2}Lm\omega)^2}, \frac{3 \log(1/\delta)}{\min_{\ell,i} p_{\ell,i}} \right\}$. Fix $\delta \in (0, 1)$. Then w.p. $\geq 1 - \delta$ over draws of S^{tr} and S^{val} from μ and D resp., the coefficients $\hat{\alpha}$ output by Algorithm 1 satisfies:*

$$\|\hat{\alpha} - \bar{\alpha}\| \leq \mathcal{O} \left(\frac{Lm}{\gamma^2} \left(\sqrt{\frac{L \log(Lm|\mathcal{H}|/\delta)}{n^{\text{tr}}}} + \sqrt{\frac{L \log(Lm/\delta)}{n^{\text{val}}}} \right) + \frac{\nu\sqrt{Lm}}{\gamma} \right),$$

where the term $|\mathcal{H}|$ can be replaced by a measure of capacity of the hypothesis class \mathcal{H} .

Because the probing classifiers are chosen using the training set alone (so that the matrix $\hat{\Sigma}$ is well-conditioned), it is only the sampling errors from the training set that depend on the complexity of \mathcal{H} , and not those from the validation set. This suggests robustness of our approach to a small validation set as long as the training set is sufficiently large, and we use a reasonably small number of basis functions.

For the iterative plug-in method in Algorithm 3, we bound the gap between the metric value $\mathcal{E}^D[\hat{h}]$ for the output classifier \hat{h} on the true distribution D , and the optimal value. We handle the case where the function ψ is known and its gradient $\nabla\psi$ can be computed in closed-form. The more general case of an unknown ψ is handled in Appendix D. The above bound depends on the gap between the estimated class probabilities $\hat{\eta}_i^{\text{tr}}(x)$ for the training distribution and true class probabilities $\eta_i^{\text{tr}}(x) = \mathbf{P}(y = i|x)$, as well as the quality of the coefficients $\hat{\alpha}$ provided by the weight estimation subroutine, as measured by $\kappa(\cdot)$. One can substitute $\kappa(\cdot)$ with, e.g., the error bound provided in Theorem 1.

Theorem 2 (Error Bound for FW-EG). *Let $\mathcal{E}^D[h] = \psi(C_{11}^D[h], \dots, C_{mm}^D[h])$ for a known concave function $\psi : [0, 1]^m \rightarrow \mathbb{R}_+$, which is Q -Lipschitz and λ -smooth. Fix $\delta \in (0, 1)$. Suppose Assumption 1 holds, and for any linear metric $\sum_i \beta_i C_{ii}^D[h]$, whose associated weight coefficients is $\bar{\alpha}$ with $\|\bar{\alpha}\| \leq B$, w.p. $\geq 1 - \delta$ over draw of S^{tr} and S^{val} , the weight estimation routine in Alg. 1 outputs coefficients $\hat{\alpha}$ with $\|\hat{\alpha} - \bar{\alpha}\| \leq \kappa(\delta, n^{\text{tr}}, n^{\text{val}})$, for some function $\kappa(\cdot) > 0$. Let $B' = B + \sqrt{Lm} \kappa(\delta/T, n^{\text{tr}}, n^{\text{val}})$. Then w.p. $\geq 1 - \delta$ over draws of S^{tr} and S^{val} from D and μ resp., the classifier \hat{h} output by Algorithm 3 after T iterations satisfies:*

$$\begin{aligned} \max_h \mathcal{E}^D[h] - \mathcal{E}^D[\hat{h}] &\leq 2QB' \mathbf{E}_x [\|\eta^{\text{tr}}(x) - \hat{\eta}^{\text{tr}}(x)\|_1] + 4Q\sqrt{Lm} \kappa(\delta/T, n^{\text{tr}}, n^{\text{val}}) + 4Q\nu \\ &\quad + \mathcal{O} \left(\lambda m \sqrt{\frac{m \log(m) \log(n^{\text{val}}) + \log(m/\delta)}{n^{\text{val}}}} + \frac{\lambda}{T} \right). \end{aligned}$$

The proof in turn derives an error bound for the plug-in classifier in Algorithm 2 for linear metrics (see App. B.2).

6 Related Work

There has been a wide variety of work on optimizing complex evaluation metrics, including both plug-in type algorithms (Ye et al., 2012; Koyejo et al., 2014; Narasimhan et al., 2015b; Yan et al., 2018), and those that use convex surrogates for the metric (Joachims, 2005; Kar et al., 2014, 2016; Narasimhan et al., 2015a; Hiranandani et al., 2020b; Eban et al., 2017; Narasimhan et al., 2019). These methods rely on the test metric having a specific closed-form structure and do not handle black-box metrics.

Among recent black-box metric learning works, the closest to ours is Jiang et al. (2020), who learn a weighted combination of surrogate losses to approximate the metric on a validation set. Like us, they probe the metric at multiple classifiers. However, the number of probing classifiers they require grows *polynomially* with the precision with which they need to estimate the loss coefficients, whereas we only require a *constant* number of them. Moreover, in each iteration, they train a new model, whereas we post-shift a pre-trained model. Other related works include Zhao et al. (2019), Ren et al. (2018), and Huang et al. (2019), who learn a (weighted) loss to approximate the metric, but do so using computationally expensive procedures (e.g. meta-gradient descent or RL) that often require retraining the model from scratch, and come with limited theoretical analysis.

The literature on distribution shift is vast, and so we cover a few representative papers; see (Frénay and Verleysen, 2013; Csurka, 2017) for a comprehensive discussion. For the *independent label noise* setting (Natarajan et al., 2013), Patrini et al. (2017) propose a loss correction approach that first trains a model with noisy label, use its predictions to estimate the noise transition matrix, and then re-trains model with the corrected loss. This approach is however tailored to optimize linear metrics; whereas, we can handle more complex metrics as well without re-training the underlying model. A plethora of approaches exist for tackling *domain shift*, including classical importance weighting (IW) strategies (Sugiyama et al., 2008; Shimodaira, 2000; Kanamori et al., 2009; Lipton et al., 2018) which work in two steps: estimate the density ratios and train a model with the resulting weighted loss. One such approach is Kernel Mean Matching (KMM) (Huang et al., 2006), which matches covariate distributions between training and test sets in a high dimensional RKHS feature space. A drawback of IW approaches is that they are prone to over-fitting when used with deep networks (Byrd and Lipton, 2019). More recent iterative variants seek to remedy this (Fang et al., 2020).

7 Experiments

We run experiments on four classification tasks, with both known and black-box metrics, and under different label noise and domain shift settings. All our experiments use a large training sample, which is either noisy or contains missing attributes, and a smaller clean (and complete) validation sample. We always optimize the cross-entropy loss for learning $\hat{\eta}^{\text{tr}}(x) \approx \mathbf{P}^{\mu}(y = 1|x)$ using the training set (or $\hat{\eta}^{\text{val}}(x) \approx \mathbf{P}^D(y = 1|x)$ for some baselines), where the models are varied across experiments. For monitoring the quality of $\hat{\eta}^{\text{tr}}$ and $\hat{\eta}^{\text{val}}$, we sample small subsets *hyper-train* and *hyper-val* data from the original training and validation data, respectively. We repeat our experiments over 5 random train-vali-test splits, and report the mean and standard deviation for each metric. We will use *, **, and *** to denote that the differences between our method and the closest baseline are statistically significant (using Welch’s t-test) at a confidence level of 90%, 95%, and 99%, respectively. Table 6

Table 2: Test accuracy for noisy label experiment on CIFAR-10.

Cross-entropy [train]	0.583 ± 0.005
Cross-entropy [val]	0.388 ± 0.017
Learn-to-reweight	0.651 ± 0.017
Plug-in [train-val]	0.709 ± 0.042
Forward Correction	0.766 ± 0.009
Fine-tuning	0.768 ± 0.004
PI-EW	$0.784 \pm 0.017^*$

in App. **H** summarizes the datasets used.

Common baselines: We use representative baselines from the black-box learning (Jiang et al., 2020), iterative re-weighting (Ren et al., 2018), label noise correction (Patrini et al., 2017), and importance weighting (Huang et al., 2006) literatures. First, we list the ones used in all experiments.

1. **Cross-entropy [train]:** Maximizes accuracy on the training set and predicts:

$$\hat{h}(x) \in \operatorname{argmax}_{i \in [m]} \hat{\eta}_i^{\text{tr}}(x).$$

2. **Cross-entropy [val]:** Maximizes accuracy on the validation set and predicts:

$$\hat{h}(x) \in \operatorname{argmax}_{i \in [m]} \hat{\eta}_i^{\text{val}}(x).$$

3. **Fine-tuning:** Fine-tunes the pre-trained $\hat{\eta}^{\text{tr}}$ using the validation data, monitoring the cross-entropy loss on the hyper-val data for early stopping.
4. **Opt-metric [val]:** For metrics $\psi(\mathbf{C}^D[h])$, for which ψ is *known*, trains a model to directly maximize the metric on the small *validation* set using the Frank-Wolfe based algorithm of (Narasimhan et al., 2015b).
5. **Learn-to-reweight** (Ren et al., 2018): Jointly learns example weights, with the model, to maximize accuracy on the validation set; does not handle specialized metrics.
6. **Plug-in [train-val]:** Constructs a classifier $\hat{h}(x) \in \operatorname{argmax}_i w_i \hat{\eta}_i^{\text{val}}(x)$, where the weights $w_i \in \mathbb{R}$ are tuned to maximize the given metric on the validation set, using a coordinate-wise line search from (Hiranandani et al., 2019b) (details in Appendix **F**).

Hyper-parameters: The learning rate for Fine-tuning is chosen from $1e^{\{-6, \dots, -2\}}$. For PI-EW and FW-EG, we tune the parameter ϵ from $\{1, 0.4, 1e^{-\{4, 3, 2, 1\}}\}$. The line search for Plug-in is performed with a spacing of $1e^{-4}$. The only hyper-parameters the other baselines have are those for training $\hat{\eta}^{\text{tr}}$ and $\hat{\eta}^{\text{val}}$, which we state in the individual tasks.

7.1 Maximizing Accuracy under Label Noise

In our first task, we train a 10-class image classifier for the CIFAR-10 dataset (Krizhevsky et al., 2009), replicating the independent (asymmetric) label noise setup from (Patrini et al., 2017). The evaluation metric we use is accuracy. We take 1% of original training data as validation data and flip labels in the remaining training set based on the following transition matrix: TRUCK \rightarrow AUTOMOBILE, BIRD \rightarrow

Table 3: Test G-mean for proxy label experiment on Adult.

Cross-entropy [train]	0.654 ± 0.002
Cross-entropy [val]	0.394 ± 0.064
Opt-metric [val]	0.652 ± 0.027
Learn-to-reweight	0.668 ± 0.003
Plug-in [train-val]	0.672 ± 0.013
Forward Correction	0.214 ± 0.004
Fine-tuning	0.631 ± 0.017
Importance Weights	0.662 ± 0.024
Adaptive Surrogates	0.682 ± 0.002
FW-EG [unknown ψ]	$0.686 \pm 0.002^{**}$
FW-EG [known ψ]	$0.685 \pm 0.001^{**}$

AIRPLANE, DEER \rightarrow HORSE, CAT \leftrightarrow DOG, with a flip probability of 0.6. For $\hat{\eta}^{\text{tr}}$ and $\hat{\eta}^{\text{val}}$, we use the same ResNet-14 architecture as (Patrini et al., 2017), trained using SGD with momentum 0.9, weight decay $1e^{-4}$, and learning rate 0.01, which we divide by 10 after 40 and 80 epochs (120 in total).

We additionally compare with the *Forward Correction* method of (Patrini et al., 2017), a specialized technique for correcting independent label noise, which estimates the noise transition matrix \mathbf{T} using predictions from $\hat{\eta}^{\text{tr}}$ on the training set, and retrain it with the corrected loss, thus training the ResNet twice. We did not see a notable gain with this method, when we used the validation set to estimate \mathbf{T} .

We apply the proposed PI-EW method for linear metrics, using a weighting function \mathbf{W} defined with one of two choices for the basis functions (chosen via cross-validation): (i) a default basis function that clusters all the points together $\phi^{\text{def}}(x) = 1 \forall x$, and (ii) ten RBFs ϕ^1, \dots, ϕ^{10} , centered at ten random validation points, each chosen from a different class (see (7)). The RBF kernels are computed on UMAP-reduced 50-dimensional embedding of the images (McInnes et al., 2018), with the kernel width fixed to 2.

As shown in Table 2, PI-EW achieves significantly better test accuracies than all the baselines. The results for Forward Correction matches those in (Patrini et al., 2017); unlike this method, we train the ResNet only once, but achieve 1.85% higher accuracy. As expected, Cross-entropy [val] over-fits badly, and yields the least test accuracy. Surprisingly, the simple fine-tuning baseline yields the second-best accuracy.

7.2 Maximizing G-mean with Proxy Labels

Our next experiment borrows the “proxy label” setup from Jiang et al. (2020) on the Adult dataset (Dua and Graff, 2017). The task is to predict whether a candidate’s gender is male, but the training set contains only a proxy for the true label. We sample 1% validation data from the original training data, and replace the labels in the remaining sample with the feature ‘relationship-husband’. The label noise here is instance-dependent (see Example 3), and we seek to maximize the G-mean metric: $\psi(\mathbf{C}) = (\prod_i (C_{ii} / \sum_j C_{ij}))^{1/m}$.

We train $\hat{\eta}^{\text{tr}}$ and $\hat{\eta}^{\text{val}}$ using linear logistic regression using SGD with a learning rate of 0.01. As additional baselines, we include the Adaptive Surrogates method of (Jiang et al., 2020) and *Forward Correction* (Patrini et al., 2017). The inner and outer learning rates for Adaptive Surrogates are each

Table 4: Test F-measure for domain shift experiment on Adience.

Cross-entropy [train]	0.767 ± 0.011
Cross-entropy [val]	0.760 ± 0.014
Opt-metric [val]	0.757 ± 0.013
Learn-to-reweight	0.773 ± 0.009
Plug-in [train-val]	0.766 ± 0.009
Fine-tuning	0.773 ± 0.013
Importance Weights [KMM]	0.777 ± 0.017
FW-EG [unknown ψ]	0.777 ± 0.015
FW-EG [known ψ]	$0.800 \pm 0.014^{**}$

cross-validated in $\{0.1, 1.0\}$. We also compare with a simple Importance Weighting strategy, where we first train a logistic regression model f to predict if an example (x, y) belongs to the validation data, and train a gender classifier with the training examples weighted by $f(x, y)/(1 - f(x, y))$.

We choose between three sets of basis functions (using cross-validation): (i) a default basis function $\phi^{\text{def}}(x) = 1 \forall x$, (ii) $\phi^{\text{def}}, \phi^{\text{pw}}, \phi^{\text{npw}}$, where $\phi^{\text{pw}}(x) = \mathbf{1}(x_{\text{pw}} = 1)$ and $\phi^{\text{npw}}(x) = \mathbf{1}(x_{\text{npw}} = 1)$ use features ‘private-workforce’ and ‘non-private-workforce’ to form hard clusters, (iii) $\phi^{\text{def}}, \phi^{\text{pw}}, \phi^{\text{npw}}, \phi^{\text{inc}}$, where $\phi^{\text{inc}}(x) = \mathbf{1}(x_{\text{inc}} = 1)$ uses the binary feature ‘income’. These choices are motivated from those used by (Jiang et al., 2020), who compute surrogate losses on the individual clusters. We provide their Adaptive Surrogates method with the same clustering choices.

Table 3 summarizes our results. We apply both variants of our FW-EG method for a non-linear metric ψ , one where ψ is *known* and its gradient is available in closed-form, and the other where ψ is assumed to be *unknown*, and is treated as a general black-box metric. Both variants perform similarly and are better than the baselines. Adaptive Surrogates comes a close second, but underperforms by 0.4% (with results being statistically significant). Also, Adaptive Surrogates is time intensive as, in each iteration, it re-trains a logistic regression model; whereas, we just post-shift a pre-trained model. Forward Correction performs poorly, likely because its loss correction is not aligned with this label noise model.

7.3 Maximizing F-measure under Domain Shift

We now move on to a domain shift application (see Example 4). The task is to learn a gender recognizer for the Adience face image dataset (Eidinger et al., 2014), but with the training and test datasets containing images from different age groups (domain shift based on age). We use images belonging to age buckets 1–5 for training (12.2K images), and evaluate on images from age buckets 6–8 (4K images). For the validation set, we sample 20% of the 6–8 age bucket images. Here we aim to maximize the F-measure.

For $\hat{\eta}^{\text{tr}}$ and $\hat{\eta}^{\text{val}}$, we use the same ResNet-14 model from the CIFAR-10 experiment, except that the learning rate is divided by 10 after 10 and 20 epochs (25 in total). As an additional baseline, we compute importance weights using *Kernel Mean Matching* (KMM) (Huang et al., 2006), and train the same ResNet model with a weighted loss. Since the image size is large for directly applying KMM, we first compute the 2048-dimensional ImageNet embedding (Krizhevsky et al., 2012) for the images and further reduce them to 10-dimensions via UMAP. The KMM weights are learned on the

Table 5: Black-box fairness metric on the test set for Adult.

Cross-entropy [train]	0.736 ± 0.005
Cross-entropy [val]	0.610 ± 0.020
Learn-to-reweight	0.729 ± 0.007
Fine-tuning	0.738 ± 0.005
Adaptive Surrogates	0.812 ± 0.004
Plug-in [train-val]	0.812 ± 0.005
FW-EG [ϕ^{def}]	0.813 ± 0.003
FW-EG [$\phi^{\text{def}}, \phi^{\text{pw}}, \phi^{\text{npw}}$]	0.813 ± 0.003
FW-EG [$\phi^{\text{def}}, \phi^{\text{pw}}, \phi^{\text{npw}}, \phi^{\text{wf}}, \phi^{\text{hs}}$]	$0.822 \pm 0.002^{***}$

10-dimensional embeddings. For the basis functions, in addition to the default basis $\phi^{\text{def}}(x) = 1 \forall x$, we choose from subsets of six RBFs ϕ^1, \dots, ϕ^6 , centered at six random points from the validation set, each from one of six age-gender combinations. We use the same UMAP image embedding as KMM to compute the RBF kernels.

Table 4 presents the test F-measure values. The proposed FW-EG algorithm with known gradients for ψ provides statistically significant improvements over the other methods. When the form of ψ is not known, FW-EG does not perform as well but is still better than others. KMM comes second, and performs better than Cross-entropy [train], likely because the weights are able to correct for the age shift.

7.4 Maximizing Black-box Fairness Metric

We next handle a black-box metric given only query access to its value. We consider a fairness application where the goal is to balance classification performance across multiple protected groups, but due to privacy or legal restrictions, the protected attribute cannot be revealed (Awasthi et al., 2021). Instead, we have access to an oracle that reveals the value of the fairness metric for predictions on a validation sample, with the protected attributes absent from the training sample. This setup is different from recent work on learning fair classifiers from incomplete group information (Lahoti et al., 2019; Wang et al., 2020b), in that the focus here is on optimizing *any* given black-box fairness metric.

We use the Adult dataset, and seek to predict whether the candidate’s income is greater than \$50K, with *gender* as the protected group. The black-box metric we consider (whose form is unknown to the learner) is the geometric mean of the true-positive (TP) and true-negative (TN) rates, evaluated separately on the male and female examples, which promotes equal performance for both groups and classes:

$$\mathcal{E}^D[h] = \left(\text{TP}^{\text{male}}[h] \text{TN}^{\text{male}}[h] \text{TP}^{\text{female}}[h] \text{TN}^{\text{female}}[h] \right)^{1/4}.$$

We train the same logistic regression models as in previous Adult experiment in Section 7.2. Along with the basis functions $\phi^{\text{def}}, \phi^{\text{pw}}$ and ϕ^{npw} we used there, we additionally include two basis ϕ^{hs} and ϕ^{wf} based on features ‘relationship-husband’ and ‘relationship-wife’, which we expect to have correlations with gender. We include two baselines that can handle black-box metrics: Adaptive Surrogates, and Plug-in [train-val], which tunes a threshold on $\hat{\eta}^{\text{tr}}$ by querying the metric on the

validation set. As seen in Table 5, FW-EG yields the highest black-box metric on the test set, and improves with more basis functions, particularly with the ones that are better correlated with gender. Adaptive Surrogates comes in second, and surprisingly the simple plug-in approach fairs better than the other baselines.

7.5 Ablation Studies

We close with two sets of experiments. First, we analyze how the performance of PI-EW while optimizing accuracy for the Adult experiment (Section 7.2) varies with the quality of the base model $\hat{\eta}^{\text{tr}}$. We save an estimate of $\hat{\eta}^{\text{tr}}$ after every 50 batches while training the logistic regression model, and use these estimates as inputs to PI-EW. As shown in Figure 2 (Appendix H), the test accuracies for PI-EW improves with the quality of $\hat{\eta}^{\text{tr}}$ (as measured by the log loss on the hyper-train set). This is in accordance with Theorem 2. Next, we show that PI-EW is robust to changes in the validation set size when trained on the Adience experiment in Section 7.3 to optimize accuracy. We set aside 50% of 6–8 age bucket data for testing, and sample varying sizes of validation data from the rest. As shown in Figure 3 (Appendix H), up until the validation set is as large as 17% of the training set, we continue to outperform the fine-tuning baseline.

8 Conclusion and Discussion

We have proposed the FW-EG method for optimizing black-box metrics given query access to the evaluation metric on a small validation set. Our framework includes common distribution shift settings as special cases, and unlike prior distribution correction strategies, is able to handle general non-linear metrics. A key benefit of our method is that it is agnostic to the choice of $\hat{\eta}^{\text{tr}}$, and can thus be used to post-shift pre-trained deep networks, without having to retrain them. We showed that the post-shift example weights can be flexibly modeled with various choices of basis functions (e.g. binary features, hard clusters, RBF kernels, etc.) and empirically demonstrated their efficacies. We look forward to further improving the results with more nuanced basis functions.

References

- Pranjal Awasthi, Alex Beutel, Matthaus Kleindessner, Jamie Morganstern, and Xuezhi Wang. Evaluating fairness of machine learning models under uncertain and incomplete information. In *FAccT*, 2021.
- Jonathon Byrd and Zachary Lipton. What is the effect of importance weighting in deep learning? In *International Conference on Machine Learning*, pages 872–881. PMLR, 2019.
- Andrew Cotter, Maya Gupta, and Harikrishna Narasimhan. On making stochastic classifiers deterministic. In *Advances in Neural Information Processing Systems*, 2019a.
- Andrew Cotter, Heinrich Jiang, Serena Wang, Taman Narayan, Seungil You, Karthik Sridharan, and Maya R. Gupta. Optimization with non-differentiable constraints with applications to fairness,

- recall, churn, and other goals. *Journal of Machine Learning Research (JMLR)*, 20(172):1–59, 2019b.
- Gabriela Csurka. A comprehensive survey on domain adaptation for visual applications. *Domain adaptation in computer vision applications*, pages 1–35, 2017.
- Amit Daniely, Sivan Sabato, Shai Ben-David, and Shai Shalev-Shwartz. Multiclass learnability and the erm principle. In *Proceedings of the 24th Annual Conference on Learning Theory*, pages 207–232. JMLR Workshop and Conference Proceedings, 2011.
- Amit Daniely, Sivan Sabato, Shai Ben-David, and Shai Shalev-Shwartz. Multiclass learnability and the erm principle. *Journal of Machine Learning Research*, 16:2377–2404, 2015.
- S. Daskalaki, I. Kopanas, and N. Avouris. Evaluation of classifiers for an uneven class distribution problem. *Applied Artificial Intelligence*, 20:381–417, 2006.
- Dheeru Dua and Casey Graff. UCI machine learning repository, 2017. URL <http://archive.ics.uci.edu/ml>.
- Elad Eban, Mariano Schain, Alan Mackey, Ariel Gordon, Ryan Rifkin, and Gal Elidan. Scalable learning of non-decomposable objectives. In *Artificial Intelligence and Statistics*, pages 832–840. PMLR, 2017.
- Eran Eiding, Roe Enbar, and Tal Hassner. Age and gender estimation of unfiltered faces. *IEEE Transactions on Information Forensics and Security*, 9(12):2170–2179, 2014.
- Tongtong Fang, Nan Lu, Gang Niu, and Masashi Sugiyama. Rethinking importance weighting for deep learning under distribution shift. *arXiv preprint arXiv:2006.04662*, 2020.
- Benoît Frénay and Michel Verleysen. Classification in the presence of label noise: a survey. *IEEE Transactions on Neural Networks and Learning Systems*, 25(5):845–869, 2013.
- Gaurush Hiranandani, Shant Boodaghians, Ruta Mehta, and Oluwasanmi Koyejo. Performance metric elicitation from pairwise classifier comparisons. In *The 22nd International Conference on Artificial Intelligence and Statistics*, pages 371–379, 2019a.
- Gaurush Hiranandani, Shant Boodaghians, Ruta Mehta, and Oluwasanmi O Koyejo. Multiclass performance metric elicitation. In *Advances in Neural Information Processing Systems*, pages 9351–9360, 2019b.
- Gaurush Hiranandani, Harikrishna Narasimhan, and Oluwasanmi Koyejo. Fair performance metric elicitation. In *NeurIPS*, 2020a.
- Gaurush Hiranandani, Warut Vijitbenjaronk, Sanmi Koyejo, and Prateek Jain. Optimization and analysis of the pap@ k metric for recommender systems. In *International Conference on Machine Learning*, pages 4260–4270. PMLR, 2020b.
- Chen Huang, Shuangfei Zhai, Walter Talbott, Miguel Bautista Martin, Shih-Yu Sun, Carlos Guestrin, and Josh Susskind. Addressing the loss-metric mismatch with adaptive loss alignment. In *International Conference on Machine Learning*, pages 2891–2900. PMLR, 2019.

- Jiayuan Huang, Arthur Gretton, Karsten Borgwardt, Bernhard Schölkopf, and Alex Smola. Correcting sample selection bias by unlabeled data. *Advances in Neural Information Processing Systems*, 19: 601–608, 2006.
- M. Jaggi. Revisiting Frank-Wolfe: Projection-free sparse convex optimization. In *ICML*, 2013.
- Qijia Jiang, Olaoluwa Adigun, Harikrishna Narasimhan, Mahdi Milani Fard, and Maya Gupta. Optimizing black-box metrics with adaptive surrogates. In *ICML*, 2020.
- Thorsten Joachims. A support vector method for multivariate performance measures. In *Proceedings of the 22nd international conference on Machine learning*, pages 377–384. ACM, 2005.
- Takafumi Kanamori, Shohei Hido, and Masashi Sugiyama. A least-squares approach to direct importance estimation. *The Journal of Machine Learning Research*, 10:1391–1445, 2009.
- Purushottam Kar, Harikrishna Narasimhan, and Prateek Jain. Online and stochastic gradient methods for non-decomposable loss functions. *Advances in Neural Information Processing Systems*, 2014.
- Purushottam Kar, Shuai Li, Harikrishna Narasimhan, Sanjay Chawla, and Fabrizio Sebastiani. Online optimization methods for the quantification problem. In *Proceedings of the 22nd ACM SIGKDD international conference on knowledge discovery and data mining*, pages 1625–1634, 2016.
- Oluwasanmi O Koyejo, Nagarajan Natarajan, Pradeep K Ravikumar, and Inderjit S Dhillon. Consistent binary classification with generalized performance metrics. In *NIPS*, pages 2744–2752, 2014.
- Alex Krizhevsky, Geoffrey Hinton, et al. Learning multiple layers of features from tiny images. *Master’s thesis, Department of Computer Science, University of Toronto*, 2009.
- Alex Krizhevsky, Ilya Sutskever, and Geoffrey E Hinton. Imagenet classification with deep convolutional neural networks. *Advances in Neural Information Processing Systems*, 25:1097–1105, 2012.
- Preethi Lahoti, Krishna P Gummadi, and Gerhard Weikum. ifair: Learning individually fair data representations for algorithmic decision making. In *2019 IEEE 35th International Conference on Data Engineering (ICDE)*, pages 1334–1345. IEEE, 2019.
- D.D. Lewis. Evaluating and optimizing autonomous text classification systems. In *SIGIR*, 1995.
- Zachary Lipton, Yu-Xiang Wang, and Alexander Smola. Detecting and correcting for label shift with black box predictors. In *International Conference on Machine Learning*, pages 3122–3130. PMLR, 2018.
- Leland McInnes, John Healy, Nathaniel Saul, and Lukas Großberger. UMAP: Uniform manifold approximation and projection. *Journal of Open Source Software*, 3(29):861, 2018.
- Aditya Krishna Menon, Brendan Van Rooyen, and Nagarajan Natarajan. Learning from binary labels with instance-dependent noise. *Machine Learning*, 107(8-10):1561–1595, 2018.
- Harikrishna Narasimhan. Learning with complex loss functions and constraints. In *International Conference on Artificial Intelligence and Statistics*, pages 1646–1654, 2018.

- Harikrishna Narasimhan, Purushottam Kar, and Prateek Jain. Optimizing non-decomposable performance measures: A tale of two classes. In *International Conference on Machine Learning*, pages 199–208. PMLR, 2015a.
- Harikrishna Narasimhan, Harish Ramaswamy, Aadirupa Saha, and Shivani Agarwal. Consistent multiclass algorithms for complex performance measures. In *ICML*, pages 2398–2407, 2015b.
- Harikrishna Narasimhan, Andrew Cotter, and Maya Gupta. Optimizing generalized rate metrics with three players. In *Advances in Neural Information Processing Systems*, pages 10746–10757, 2019.
- Balas K Natarajan. On learning sets and functions. *Machine Learning*, 4(1):67–97, 1989.
- Nagarajan Natarajan, Inderjit S Dhillon, Pradeep K Ravikumar, and Ambuj Tewari. Learning with noisy labels. *Advances in Neural Information Processing Systems*, 26:1196–1204, 2013.
- Giorgio Patrini, Alessandro Rozza, Aditya Krishna Menon, Richard Nock, and Lizhen Qu. Making deep neural networks robust to label noise: A loss correction approach. In *Proceedings of the IEEE Conference on Computer Vision and Pattern Recognition*, pages 1944–1952, 2017.
- Mengye Ren, Wenyuan Zeng, Bin Yang, and Raquel Urtasun. Learning to reweight examples for robust deep learning. In *International Conference on Machine Learning*, pages 4334–4343. PMLR, 2018.
- Hidetoshi Shimodaira. Improving predictive inference under covariate shift by weighting the log-likelihood function. *Journal of Statistical Planning and Inference*, 90(2):227–244, 2000.
- Masashi Sugiyama, Taiji Suzuki, Shinichi Nakajima, Hisashi Kashima, Paul von Büna, and Motoaki Kawanabe. Direct importance estimation for covariate shift adaptation. *Annals of the Institute of Statistical Mathematics*, 60(4):699–746, 2008.
- Giordano Tamburrelli and Alessandro Margara. Towards automated A/B testing. In *International Symposium on Search Based Software Engineering*, pages 184–198. Springer, 2014.
- Jialu Wang, Yang Liu, and Caleb Levy. Fair classification with group-dependent label noise. *arXiv preprint arXiv:2011.00379*, 2020a.
- Serena Wang, Wenshuo Guo, Harikrishna Narasimhan, Andrew Cotter, Maya Gupta, and Michael I Jordan. Robust optimization for fairness with noisy protected groups. 2020b.
- Bowei Yan, Sanmi Koyejo, Kai Zhong, and Pradeep Ravikumar. Binary classification with karmic, threshold-quasi-concave metrics. In *International Conference on Machine Learning*, pages 5531–5540. PMLR, 2018.
- Forest Yang, Moustapha Cisse, and Sanmi Koyejo. Fairness with overlapping groups. 2020.
- Nan Ye, Kian Ming Chai, Wee Sun Lee, and Hai Leong Chieu. Optimizing f-measures: a tale of two approaches. In *Proceedings of the 29th International Conference on Machine Learning*, pages 289–296. Omnipress, 2012.
- Sen Zhao, Mahdi Milani Fard, Harikrishna Narasimhan, and Maya Gupta. Metric-optimized example weights. In *International Conference on Machine Learning*, pages 7533–7542. PMLR, 2019.

Appendices

Notations: Δ_m denotes the $(m - 1)$ -dimensional simplex. $[m] = \{1, 2, \dots, m\}$ represents an index set of size m . $\|\cdot\|$ denotes the operator norm for matrices and ℓ_2 norm for vectors. For a matrix $\mathbf{A} \in \mathbb{R}^{m \times m}$, $\text{diag}(\mathbf{A}) = [C_{11}, \dots, C_{mm}]^\top$ outputs the m diagonal entries. For an index $j \in [m]$, $\text{onehot}(j) \in \{0, 1\}^m$ denotes a one-hot encoding of j , and for a classifier $h : \mathcal{X} \rightarrow [m]$, $\tilde{h} = \text{onehot}(h)$ denotes the same classifier with one-hot outputs, i.e. $\tilde{h}(x) = \text{onehot}(h(x))$.

A Extension to General Linear Metrics

We describe how our proposal extends to black-box metrics $\mathcal{E}^D[h] = \psi(\mathbf{C}[h])$ defined by a function $\psi : [0, 1]^{m \times m} \rightarrow \mathbb{R}_+$ of *all* confusion matrix entries. This handles, for example, the label noise models in Tables 1 with a general (non-diagonal) noise transition matrix \mathbf{T} . We begin with metrics that are linear functions of the diagonal and off-diagonal confusion matrix entries $\mathcal{E}^D[h] = \sum_{ij} \beta_{ij} C_{ij}[h]$ for some $\beta \in \mathbb{R}^{m \times m}$. In this case, we will use an example weighting function $\mathbf{W} : \mathcal{X} \rightarrow \mathbb{R}_+^{m \times m}$ that maps an instance x to an $m \times m$ weight matrix $\mathbf{W}(x)$, where $W_{ij}(x) \in \mathbb{R}_+^{m \times m}$ is the weight associated with the (i, j) -th confusion matrix entry.

Note that in practice, the metric \mathcal{E}^D may depend on only a subset of d entries of the confusion matrix, in which case, the weighting function only needs to weight those entries. Consequently, the weighting function can be parameterized with Ld parameters, which can then be estimated by solving a system of Ld linear equations. For the sake of completeness, here we describe our approach for metrics that depend on all m^2 confusion entries.

Modeling weighting function: Like in (5), we propose modeling this function as a weighted sum of L basis functions:

$$W_{ij}(x) = \sum_{\ell=1}^L \alpha_{ij}^\ell \phi^\ell(x),$$

where each $\phi^\ell : \mathcal{X} \rightarrow [0, 1]$ and $\alpha_{ij}^\ell \in \mathbb{R}$. Similar to (4), our goal is to then estimate coefficients α so that:

$$\mathbf{E}_{(x,y) \sim \mu} \left[\sum_{ij} W_{ij}(x) \mathbf{1}(y = i) h_j(x) \right] \approx \mathcal{E}^D[h], \forall h. \quad (13)$$

Expanding the weighting function in (13), we get:

$$\sum_{\ell=1}^L \sum_{i,j} \alpha_{ij}^\ell \underbrace{\mathbf{E}_{(x,y) \sim \mu} [\phi^\ell(x) \mathbf{1}(y = i) h_j(x)]}_{\Phi_{i,j}^{\mu,\ell}[h]} \approx \mathcal{E}^D[h], \forall h,$$

which can be re-written as:

$$\sum_{\ell=1}^L \sum_{i,j} \alpha_{ij}^\ell \Phi_{i,j}^{\mu,\ell}[h] \approx \mathcal{E}^D[h], \forall h. \quad (14)$$

Estimating coefficients α : To estimate $\alpha \in \mathbb{R}^{Lm^2}$, our proposal is to probe the metric \mathcal{E}^D at Lm^2 different classifiers $h^{\ell,1,1}, \dots, h^{\ell,m,m}$, with one classifier for each combination (ℓ, i, j) of basis

functions and confusion matrix entries, and to solve the following system of Lm^2 linear equations:

$$\begin{aligned} \sum_{\ell,i,j} \alpha_{ij}^\ell \hat{\Phi}_{ij}^{\text{tr},\ell}[h^{1,1,1}] &= \hat{\mathcal{E}}^{\text{val}}[h^{1,1,1}] \\ &\vdots \\ \sum_{\ell,i,j} \alpha_{ij}^\ell \hat{\Phi}_{ij}^{\text{tr},\ell}[h^{L,m,m}] &= \hat{\mathcal{E}}^{\text{val}}[h^{L,m,m}] \end{aligned} \quad (15)$$

Here $\hat{\Phi}_{ij}^{\text{tr},\ell}[h]$ is an estimate of $\Phi_{ij}^{\mu,\ell}[h]$ using training sample S^{tr} and $\hat{\mathcal{E}}^{\text{val}}[h]$ is an estimate of $\mathcal{E}^D[h]$ using the validation sample S^{val} . Equivalently, defining $\hat{\Sigma} \in \mathbb{R}^{Lm^2 \times Lm^2}$ and $\hat{\mathcal{E}} \in \mathbb{R}^{Lm^2}$ with each:

$$\hat{\Sigma}_{(\ell,i,j),(\ell',i',j')} = \hat{\Phi}_{i'j'}^{\text{tr},\ell'}[h^{\ell,i,j}]; \quad \hat{\mathcal{E}}_{(\ell,i,j)} = \hat{\mathcal{E}}^{\text{val}}[h^{\ell,i,j}],$$

we compute $\hat{\alpha} = \hat{\Sigma}^{-1} \hat{\mathcal{E}}$.

Choosing probing classifiers: As described in Section 3.4, we propose picking each probing classifier $h^{\ell,i,j}$ so that the (ℓ, i, j) -th diagonal entry of $\hat{\Sigma}$ is large and the off-diagonal entries are all small. This can be framed as the following constrained satisfaction problem:

For $h^{\ell,i,j}$ pick $h \in \mathcal{H}$ such that:

$$\hat{\Phi}_{i,j}^{\text{tr},\ell}[h] \geq \gamma, \text{ and } \hat{\Phi}_{i',j'}^{\text{tr},\ell'}[h] \leq \omega, \forall (\ell', i', j') \neq (\ell, i, j),$$

for some $0 < \omega < \gamma < 1$. While the more practical approach prescribed in Section 3.4 of constructing the probing classifiers from trivial classifiers that predict the same class on all or a subset of examples does not apply here (because we need to take into account both the diagonal and off-diagonal confusion entries), the above problem can be solved using off-the-shelf tools available for rate-constrained optimization problems (Cotter et al., 2019b).

Plug-in classifier: Having estimated an example weighting function $\widehat{\mathbf{W}} : \mathcal{X} \rightarrow \mathbb{R}^{m \times m}$, we seek to maximize a weighted objective on the training distribution:

$$\max_h \mathbf{E}_{(x,y) \sim \mu} \left[\sum_{ij} \widehat{W}_{ij}(x) \mathbf{1}(y = i) h_j(x) \right],$$

for which we can construct a plug-in classifier that post-shifts a pre-trained class probability model $\hat{\eta}^{\text{tr}} : \mathcal{X} \rightarrow \Delta_m$:

$$\hat{h}(x) \in \operatorname{argmax}_{j \in [m]} \sum_{i=1}^m \widehat{W}_{ij}(x) \hat{\eta}_i^{\text{tr}}(x).$$

For handling general non-linear metrics $\mathcal{E}^D[h] = \psi(\mathbf{C}[h])$ with a smooth $\psi : [0, 1]^{m \times m} \rightarrow \mathbb{R}_+$, we can directly adapt the iterative plug-in procedure in Algorithm 3, which would in turn construct a plug-in classifier of the above form in each iteration (line 9). See Narasimhan et al. (2015b) for more details of the iterative Frank-Wolfe based procedure for optimizing general metrics, where the authors consider non-black-box metrics in the absence of distribution shift.

B Proofs

B.1 Proof of Theorem 1

Theorem ((Restated) Error bound on elicited weights). *Let the input metric be of the form $\hat{\mathcal{E}}^{\text{lin}}[h] = \sum_i \beta_i \hat{C}_{ii}^{\text{val}}[h]$ for some (unknown) coefficients $\beta \in \mathbb{R}_+^m, \|\beta\| \leq 1$. Let $\mathcal{E}^D[h] = \sum_i \beta_i C_{ii}^D[h]$. Let $\gamma, \omega > 0$ be such that the constraints in (11) are feasible for hypothesis class \mathcal{H} , for all ℓ, i . Suppose Algorithm 1 chooses each classifier $h^{\ell, i}$ to satisfy (11), with $\mathcal{E}^D[h^{\ell, i}] > 0, \forall \ell, i$. Let $\bar{\alpha}$ be the associated coefficient in Assumption 1 for metric \mathcal{E}^D . Suppose $\gamma > 2\sqrt{2}Lm\omega$ and $n^{\text{tr}} \geq \max \left\{ \frac{L^2 m \log(Lm|\mathcal{H}|/\delta)}{(\frac{\gamma}{2} - \sqrt{2}Lm\omega)^2}, \frac{3 \log(1/\delta)}{\min_{\ell, i} p_{\ell, i}} \right\}$. Fix $\delta \in (0, 1)$. Then w.p. $\geq 1 - \delta$ over draws of S^{tr} and S^{val} from μ and D resp., the coefficients $\hat{\alpha}$ output by Algorithm 1 satisfies:*

$$\|\hat{\alpha} - \bar{\alpha}\| \leq \mathcal{O} \left(\frac{Lm}{\gamma^2} \left(\sqrt{\frac{L \log(Lm|\mathcal{H}|/\delta)}{n^{\text{tr}}}} + \sqrt{\frac{L \log(Lm/\delta)}{n^{\text{val}}}} \right) + \frac{\nu \sqrt{Lm}}{\gamma} \right),$$

where the term $|\mathcal{H}|$ can be replaced by a measure of capacity of the hypothesis class \mathcal{H} .

Let $\bar{\alpha}$ be the coefficients given in Assumption 1. Let $\Sigma \in \mathbb{R}^{Lm \times Lm}$ denote the population version of $\hat{\Sigma}$, with $\Sigma_{(\ell, i), (\ell', i')} = \mathbb{E}_{(x, y) \sim \mu} [\phi^{\ell'}(x) \mathbf{1}(y = i') h_{i'}^{\ell, i}(x)]$. Similarly, denote the population version of \mathcal{E} by: $\mathcal{E}_{(\ell, i)} = \mathcal{E}^D[h^{\ell, i}]$. Let $\alpha = \Sigma^{-1} \mathcal{E}$ be the solution we obtain had we used the population versions of these quantities. Further, define the vector $\bar{\mathcal{E}} \in \mathbb{R}^{Lm}$:

$$\bar{\mathcal{E}}_{(\ell', i')} = \sum_{\ell, i} \bar{\alpha}_i^{\ell} \Phi_i^{\mu, \ell} [h^{i', \ell'}].$$

It trivially follows that the coefficient $\bar{\alpha}$ given by Assumption 1 can be written as $\bar{\alpha} = \Sigma^{-1} \bar{\mathcal{E}}$.

We will find the following lemmas useful. Our first two lemmas bound the gap between the empirical and population versions of Σ (the left-hand side of the linear system) and \mathcal{E} (the right-hand side of the linear system).

Lemma 3 (Confidence bound for Σ). *Let $p_{\ell, i} = \mathbb{E}_{(x, y) \sim \mu} [\phi^{\ell}(x) \mathbf{1}(y = i)]$. Assume $n^{\text{tr}} \geq \frac{3 \log(1/\delta)}{\min_{\ell, i} p_{\ell, i}}$. Fix $\delta \in (0, 1)$. With probability at least $1 - \delta$ over draw of S^{tr} from μ ,*

$$\|\Sigma - \hat{\Sigma}\| \leq \mathcal{O} \left(\sqrt{\frac{L^2 m \log(Lm|\mathcal{H}|/\delta)}{n^{\text{tr}}}} \right).$$

Proof. Each row of $\Sigma - \hat{\Sigma}$ contains the difference between the elements $\Phi_i^{\mu, \ell}[h]$ and $\hat{\Phi}_i^{\text{tr}, \ell}[h]$ for a classifier $h^{\ell, i}$ chosen from \mathcal{H} . Denote $\mu(h) = \Phi_i^{\mu, \ell}[h]$. Using multiplicative Chernoff bounds, we have for a fixed h , and $0 \leq \rho \leq 1$:

$$\mathbf{P}_{S^{\text{tr}}}(|\hat{\Phi}_i^{\text{tr}, \ell}[h] - \mu(h)| \geq \rho) \leq \exp(-n^{\text{tr}} \mu(h) \rho^2 / 3).$$

Equivalently, with probability at least $1 - \exp(-n^{\text{tr}} \mu(h) \rho^2 / 3)$ over draw of S^{tr} :

$$|\hat{\Phi}_i^{\text{tr}, \ell}[h] - \mu(h)| \leq \rho,$$

or setting $\rho = \sqrt{\frac{3 \log(1/\delta)}{n^{\text{tr}} \mu(h)}}$, with probability at least $1 - \delta$ over draw of S^{tr} :

$$|\hat{\Phi}_i^{\text{tr}, \ell}[h] - \mu(h)| \leq \mathcal{O} \left(\sqrt{\frac{\mu(h) \log(1/\delta)}{n^{\text{tr}}}} \right) \leq \mathcal{O} \left(\sqrt{\frac{p_{\ell, i} \log(1/\delta)}{n^{\text{tr}}}} \right),$$

where we have used the fact that $\mu(h) = \Phi_i^{\mu, \ell}[h] \leq p_{\ell, i}$, and the assumption that $n^{\text{tr}} \geq \frac{3 \log(1/\delta)}{\min_{\ell, i} p_{\ell, i}}$ guarantees $\rho \leq 1$.

Taking a union bound over all $h \in \mathcal{H}$, we have with probability at least $1 - \delta$ over draw of S^{tr} from μ , for any $h \in \mathcal{H}$:

$$|\Phi_i^{\mu, \ell}[h] - \hat{\Phi}_i^{\text{tr}, \ell}[h]| \leq \mathcal{O} \left(\sqrt{\frac{p_{\ell, i} \log(|\mathcal{H}|/\delta)}{n^{\text{tr}}}} \right).$$

Taking a union bound over all $Lm \times Lm$ entries, we have with probability at least $1 - \delta$, for all $(\ell, i), (\ell', i')$:

$$|\Sigma_{(\ell, i), (\ell', i')} - \hat{\Sigma}_{(\ell, i), (\ell', i')}| \leq \mathcal{O} \left(\sqrt{\frac{p_{\ell, i} \log(Lm|\mathcal{H}|/\delta)}{n^{\text{tr}}}} \right).$$

Upper bounding the operator norm of $\Sigma - \hat{\Sigma}$ with the Frobenius norm, we have

$$\begin{aligned} \|\Sigma - \hat{\Sigma}\| &\leq \mathcal{O} \left(\sqrt{\frac{\log(Lm|\mathcal{H}|/\delta)}{n^{\text{tr}}}} \sqrt{\sum_{(\ell, i), (\ell', i')} p_{\ell', i'}} \right) \\ &\leq \mathcal{O} \left(\sqrt{\frac{\log(Lm|\mathcal{H}|/\delta)}{n^{\text{tr}}}} \sqrt{\sum_{\ell, i, \ell'} (1)} \right) \leq \mathcal{O} \left(\sqrt{\frac{L^2 m \log(Lm|\mathcal{H}|/\delta)}{n^{\text{tr}}}} \right), \end{aligned}$$

where the second inequality uses the fact that $\sum_{i'} p_{\ell', i'} = \mathbf{E}_{x \sim \mathbf{P}^\mu} [\phi^{\ell'}(x)] \leq 1$. \square

Lemma 4 (Confidence bound for \mathcal{E}). *Fix $\delta \in (0, 1)$. With probability at least $1 - \delta$ over draw of S^{val} from D ,*

$$\|\mathcal{E} - \hat{\mathcal{E}}\| \leq \mathcal{O} \left(\sqrt{\frac{Lm \log(Lm/\delta)}{n^{\text{val}}}} \right).$$

Proof. From an application of Hoeffding's inequality, we have for any fixed $h^{\ell, i}$:

$$|\mathcal{E}_{(\ell, i)} - \hat{\mathcal{E}}_{(\ell, i)}| = |\mathcal{E}^D[h^{\ell, i}] - \hat{\mathcal{E}}^{\text{val}}[h^{\ell, i}]| = \left| \sum_i \beta_i C_{ii}^D[h^{\ell, i}] - \sum_i \beta_i \hat{C}_{ii}^{\text{val}}[h^{\ell, i}] \right| \leq \mathcal{O} \left(\sqrt{\frac{\log(1/\delta)}{n^{\text{val}}}} \right),$$

which holds with probability at least $1 - \delta$ over draw of S^{val} and uses the fact that each β_i and $C_{ii}^D[h]$ is bounded. Taking a union bound over all Lm probing classifiers, we have:

$$\|\mathcal{E} - \hat{\mathcal{E}}\| \leq \mathcal{O} \left(\sqrt{Lm} \sqrt{\frac{\log(Lm/\delta)}{n^{\text{val}}}} \right).$$

Note that we do not need a uniform convergence argument like in Lemma 3 as the probing classifiers are chosen independent of the validation sample. \square

Our last two lemmas show that Σ is well-conditioned. We first show that because the probing classifiers $h^{\ell,i}$'s are chosen to satisfy (11), the diagonal and off-diagonal entries of Σ can be lower and upper bounded respectively as follows.

Lemma 5 (Bounds on diagonal and off-diagonal entries of Σ). *Fix $\delta \in (0, 1)$. With probability at least $1 - \delta$ over draw of S^{tr} from μ ,*

$$\Sigma_{(\ell,i),(\ell,i)} \geq \gamma - \mathcal{O}\left(\sqrt{\frac{p_{\ell,i} \log(Lm|\mathcal{H}|/\delta)}{n^{\text{tr}}}}\right), \forall (\ell, i)$$

and

$$\Sigma_{(\ell,i),(\ell',i')} \leq \kappa + \mathcal{O}\left(\sqrt{\frac{p_{\ell,i} \log(Lm|\mathcal{H}|/\delta)}{n^{\text{tr}}}}\right), \forall (\ell, i) \neq (\ell', i').$$

Proof. Because the probing classifiers $h^{\ell,i}$'s are chosen from \mathcal{H} to satisfy (11), we have $\hat{\Sigma}_{(\ell,i),(\ell,i)} \geq \gamma, \forall (\ell, i)$ and $\hat{\Sigma}_{(\ell,i),(\ell',i')} \leq \kappa, \forall (\ell, i) \neq (\ell', i')$. The proof follows from generalization bounds similar to Lemma 3. \square

The bounds on the diagonal and off-diagonal entries of Σ then allow us to bound its smallest and largest singular values.

Lemma 6 (Bounds on singular values of Σ). *We have $\|\Sigma\| \leq L\sqrt{m}$. Fix $\delta \in (0, 1)$. Suppose $\gamma > 2\sqrt{2}Lm\kappa$ and $n^{\text{tr}} \geq \frac{L^2m \log(Lm|\mathcal{H}|/\delta)}{(\frac{\gamma}{2} - \sqrt{2}Lm\kappa)^2}$. With probability at least $1 - \delta$ over draw of S^{tr} from μ , $\|\Sigma^{-1}\| \leq \frac{2}{\gamma}$.*

Proof. We first derive a straight-forward upper bound on the operator norm of Σ in terms of its Frobenius norm:

$$\|\Sigma\| \leq \sqrt{\sum_{(\ell,i),(\ell',i')} \Sigma_{(\ell,i),(\ell',i')}^2} \leq \sqrt{\sum_{(\ell,i),(\ell',i')} p_{\ell',i'}^2} \leq \sqrt{\sum_{(\ell,i),(\ell',i')} p_{\ell',i'}} \leq \sqrt{\sum_{\ell,i} 1} = L\sqrt{m},$$

where $p_{\ell,i} = \mathbf{E}_{(x,y) \sim \mu}[\phi^\ell(x) \mathbf{1}(y = i)]$ and the last inequality uses the fact that $\sum_{i'} p_{\ell',i'} = \mathbf{E}_{x \sim \mathbf{P}^\mu}[\phi^{\ell'}(x)] \leq 1$.

To bound the operator norm of $\|\Sigma^{-1}\|$, denote $v = \mathcal{O}\left(\sqrt{\frac{p_{\ell,i} \log(Lm|\mathcal{H}|/\delta)}{n^{\text{tr}}}}\right)$. From Lemma 5, we can express Σ as a sum of a matrix \mathbf{A} and a diagonal matrix \mathbf{D} , i.e. $\Sigma = \mathbf{A} + \mathbf{D}$, where each $A_{(\ell,i),(\ell,i)} = 0$, $A_{(\ell,i),(\ell',i')} \leq \kappa + v, \forall (\ell, i) \neq (\ell', i')$ and $D_{(\ell,i),(\ell,i)} \geq \gamma - v$. By Weyl's inequality, we have that each singular value of Σ , denoted as $\sigma_i(\Sigma)$, satisfies:¹

$$|\sigma_i(\Sigma) - \sigma_i(\mathbf{D})| \leq \|\mathbf{A}\|.$$

We further have:

$$|\sigma_i(\Sigma) - \gamma| \leq \|\mathbf{A}\| \leq \sqrt{\sum_{(\ell,i) \neq (\ell',i')} (\kappa + v)^2} \leq \sqrt{2} \sqrt{\sum_{(\ell,i) \neq (\ell',i')} \kappa^2 + \sum_{(\ell,i) \neq (\ell',i')} v^2}$$

¹ See e.g. Stewart, G.W., "Perturbation theory for the singular value decomposition", 1998.

$$\begin{aligned}
&\leq \sqrt{2} \sqrt{\sum_{(\ell,i) \neq (\ell',i')} \kappa^2} + \sqrt{2} \sqrt{\sum_{(\ell,i) \neq (\ell',i')} v^2} \\
&\leq \sqrt{2} L m \kappa + \mathcal{O} \left(\sqrt{\frac{\log(Lm|\mathcal{H}|/\delta)}{n^{\text{tr}}}} \right) \sqrt{\sum_{(\ell,i) \neq (\ell',i')} p_{\ell,i}} \\
&\leq \sqrt{2} L m \kappa + \mathcal{O} \left(\sqrt{\frac{L^2 m \log(Lm|\mathcal{H}|/\delta)}{n^{\text{tr}}}} \right) = \xi.
\end{aligned}$$

Therefore, we have:

$$\|\Sigma^{-1}\| = \frac{1}{\min_i \sigma_i(\Sigma)} \leq \frac{1}{\gamma - \xi} \leq \frac{2}{\gamma},$$

where the last inequality follows from the assumption that $n^{\text{tr}} \geq \frac{L^2 m \log(Lm|\mathcal{H}|/\delta)}{(\frac{\gamma}{2} - \sqrt{2} L m \kappa)^2}$ and hence $\xi \leq \gamma/2$. \square

We are now ready to prove Theorem 1.

Proof of Theorem 1. Recall we can write $\bar{\alpha} = \Sigma^{-1} \bar{\mathcal{E}}$, and we also defined $\alpha = \Sigma^{-1} \mathcal{E}$. The left-hand side of Theorem 1 can then be expanded as:

$$\begin{aligned}
\|\hat{\alpha} - \bar{\alpha}\| &\leq \|\hat{\alpha} - \alpha\| + \|\alpha - \bar{\alpha}\| \\
&\leq \|\hat{\alpha} - \alpha\| + \|\Sigma^{-1}(\mathcal{E} - \bar{\mathcal{E}})\| \\
&\leq \|\hat{\alpha} - \alpha\| + \|\Sigma^{-1}\| \|\mathcal{E} - \bar{\mathcal{E}}\| \\
&\leq \|\hat{\alpha} - \alpha\| + \nu \sqrt{Lm} \|\Sigma^{-1}\|
\end{aligned} \tag{16}$$

$$\leq \|\hat{\alpha} - \alpha\| + \frac{2\nu \sqrt{Lm}}{\gamma}. \tag{17}$$

Here the second-last step follows from Assumption 1, in particular from $|\sum_{\ell,i} \bar{\alpha}_i^\ell \Phi_i^{\mu,\ell}[h] - \mathcal{E}^D[h]| \leq \nu, \forall h$, which implies that $|\sum_{\ell,i} \bar{\alpha}_i^\ell \Phi_i^{\mu,\ell}[h^{\ell',i'}] - \mathcal{E}^D[h^{\ell',i'}]| \leq \nu$. The last step follows from Lemma 6 and holds with probability at least $1 - \delta$ over draw of S^{tr} .

All that remains is to bound the term $\|\hat{\alpha} - \alpha\|$. Using standard error analysis for linear systems (note because each $\mathcal{E}_{(\ell,i)}$ is assumed to be strictly positive and from Lemma 6, the denominators below $\|\Sigma\|, \|\mathcal{E}\| > 0$):²

$$\begin{aligned}
\|\hat{\alpha} - \alpha\| &\leq \|\alpha\| \|\Sigma\| \|\Sigma^{-1}\| \left(\frac{\|\Sigma - \hat{\Sigma}\|}{\|\Sigma\|} + \frac{\|\mathcal{E} - \hat{\mathcal{E}}\|}{\|\mathcal{E}\|} \right) \\
&\leq \|\Sigma^{-1}\|^2 \|\mathcal{E}\| \left(\|\Sigma - \hat{\Sigma}\| + \|\Sigma\| \frac{\|\mathcal{E} - \hat{\mathcal{E}}\|}{\|\mathcal{E}\|} \right) \quad (\text{from } \alpha = \Sigma^{-1} \mathcal{E}) \\
&= \|\Sigma^{-1}\|^2 (\|\mathcal{E}\| \|\Sigma - \hat{\Sigma}\| + \|\Sigma\| \|\mathcal{E} - \hat{\mathcal{E}}\|) \\
&\leq \|\Sigma^{-1}\|^2 (\sqrt{Lm} \|\Sigma - \hat{\Sigma}\| + L\sqrt{m} \|\mathcal{E} - \hat{\mathcal{E}}\|) \\
&= \mathcal{O} \left(\frac{Lm}{\gamma^2} \left(\sqrt{\frac{L \log(Lm|\mathcal{H}|/\delta)}{n^{\text{tr}}}} + \sqrt{\frac{L \log(Lm/\delta)}{n^{\text{val}}}} \right) \right),
\end{aligned}$$

²See e.g. Demmel, J.W., “Applied numerical linear”, Society for Industrial and Applied Mathematics, 1997.

where the last step follows from Lemmas 3–4 and Lemma 6, and holds with probability at least $1 - \delta$ over draws of S^{tr} and S^{val} . Plugging this back into (17) completes the proof. \square

B.2 Error Bound for PI-EW

When the metric is linear, we have the following bound on the gap between the metric value achieved by classifier \hat{h} output by Algorithm 2, and the optimal value. This result will then be useful in proving an error bound for Algorithm 3 in the next section.

Lemma 7 (Error Bound for PI-EW). *Let the input metric be of the form $\hat{\mathcal{E}}^{\text{lin}}[h] = \sum_i \beta_i \hat{C}_{ii}^{\text{val}}[h]$ for some (unknown) coefficients $\beta \in \mathbb{R}_+^m, \|\beta\| \leq 1$, and denote $\mathcal{E}^{\text{lin}}[h] = \sum_i \beta_i C_{ii}^D[h]$. Let $\bar{\alpha}$ be the associated weighting coefficient for \mathcal{E}^{lin} in Assumption 1, with $\|\bar{\alpha}\|_1 \leq B$ and with slack ν . Fix $\delta > 0$. Suppose w.p. $\geq 1 - \delta$ over draw of S^{tr} and S^{val} , the weight elicitation routine in line 2 of Algorithm 2 provides coefficients $\hat{\alpha}$ with $\|\hat{\alpha} - \bar{\alpha}\| \leq \kappa(\delta, n^{\text{tr}}, n^{\text{val}})$, for some function $\kappa(\cdot) > 0$. Let $B' = B + \sqrt{Lm} \kappa(\delta, n^{\text{tr}}, n^{\text{val}})$. Then with the same probability, the classifier \hat{h} output by Algorithm 2 satisfies:*

$$\max_h \mathcal{E}^{\text{lin}}[h] - \mathcal{E}^{\text{lin}}[\hat{h}] \leq B' \mathbf{E}_x [\|\eta^{\text{tr}}(x) - \hat{\eta}^{\text{tr}}(x)\|_1] + 2\sqrt{Lm} \kappa(\delta, n^{\text{tr}}, n^{\text{val}}) + 2\nu,$$

where $\eta_i^{\text{tr}}(x) = \mathbf{P}^\mu(y = i|x)$. Further, when the metric coefficients $\|\beta\| \leq Q$, for some $Q > 0$, then

$$\max_h \mathcal{E}^{\text{lin}}[h] - \mathcal{E}^{\text{lin}}[\hat{h}] \leq Q \left(B' \mathbf{E}_x [\|\eta^{\text{tr}}(x) - \hat{\eta}^{\text{tr}}(x)\|_1] + 2\sqrt{Lm} \kappa(\delta, n^{\text{tr}}, n^{\text{val}}) + 2\nu \right).$$

Proof. Let $\bar{W}_i(x) = \sum_{\ell=1}^L \bar{\alpha}_i^\ell \phi^\ell(x)$ and $\widehat{W}_i(x) = \sum_{\ell=1}^L \hat{\alpha}_i^\ell \phi^\ell(x)$. It is easy to see that

$$|\bar{W}_i(x) - \widehat{W}_i(x)| \leq \|\bar{\alpha} - \hat{\alpha}\| \sqrt{\sum_{\ell=1}^L \phi^\ell(x)^2} \leq \sqrt{Lm} \|\bar{\alpha} - \hat{\alpha}\| \leq \sqrt{Lm} \kappa, \quad (18)$$

where in the second inequality we use $|\phi^\ell(x)| \leq 1$, and in the last inequality, we have shortened the notation $\kappa(\delta, n^{\text{tr}}, n^{\text{val}})$ to κ and for simplicity will avoid mentioning that this holds with high probability.

Further, recall from Assumption 1 that

$$|\bar{W}_i(x)| \leq \|\bar{\alpha}\|_1 \max_\ell |\phi^\ell(x)| \leq B(1) = B$$

and so:

$$|\widehat{W}_i(x)| \leq B + \sqrt{Lm} \kappa. \quad (19)$$

We also have from Assumption 1 that

$$\left| \mathcal{E}^{\text{lin}}[h] - \mathbf{E}_{(x,y) \sim \mu} \left[\sum_{i=1}^m \bar{W}_i(x) \mathbf{1}(y = i) h_i(x) \right] \right| \leq \nu, \forall h.$$

Equivalently, this can be re-written in terms of the conditional class probabilities $\eta^{\text{tr}}(x) = \mathbf{P}^\mu(y = 1|x)$:

$$\left| \mathcal{E}^{\text{lin}}[h] - \mathbf{E}_{x \sim \mathbf{P}^\mu} \left[\sum_{i=1}^m \bar{W}_i(x) \eta_i^{\text{tr}}(x) h_i(x) \right] \right| \leq \nu, \forall h.$$

Denoting $h^* \in \operatorname{argmax}_h \mathcal{E}^{\text{lin}}[h]$, we then have

$$\begin{aligned}
& \max_h \mathcal{E}^{\text{lin}}[h] - \mathcal{E}^{\text{lin}}[\hat{h}] \\
&= \sum_{i=1}^m \mathbf{E}_x \left[\bar{W}_i(x) \eta_i^{\text{tr}}(x) h_i^*(x) \right] - \sum_{i=1}^m \mathbf{E}_x \left[\bar{W}_i(x) \eta_i^{\text{tr}}(x) \hat{h}_i(x) \right] + 2\nu \\
&\leq \sum_{i=1}^m \mathbf{E}_x \left[\widehat{W}_i(x) \eta_i^{\text{tr}}(x) h_i^*(x) \right] - \sum_{i=1}^m \mathbf{E}_x \left[\widehat{W}_i(x) \eta_i^{\text{tr}}(x) \hat{h}_i(x) \right] + 2\nu + 2\sqrt{Lm\kappa} \\
&\quad \text{(from (18), } \sum_i \eta^{\text{tr}}(x) = 1 \text{ and } h_i(x) \leq 1) \\
&\leq \sum_{i=1}^m \mathbf{E}_x \left[\widehat{W}_i(x) \eta_i^{\text{tr}}(x) h_i^*(x) \right] - \sum_{i=1}^m \mathbf{E}_x \left[\widehat{W}_i(x) \hat{\eta}_i^{\text{tr}}(x) h_i^*(x) \right] \\
&\quad + \sum_{i=1}^m \mathbf{E}_x \left[\widehat{W}_i(x) \hat{\eta}_i^{\text{tr}}(x) h_i^*(x) \right] - \sum_{i=1}^m \mathbf{E}_x \left[\widehat{W}_i(x) \eta_i^{\text{tr}}(x) \hat{h}_i(x) \right] + 2\nu + 2\sqrt{Lm\kappa} \\
&\leq \sum_{i=1}^m \mathbf{E}_x \left[\widehat{W}_i(x) \eta_i^{\text{tr}}(x) h_i^*(x) \right] - \sum_{i=1}^m \mathbf{E}_x \left[\widehat{W}_i(x) \hat{\eta}_i^{\text{tr}}(x) h_i^*(x) \right] \\
&\quad + \sum_{i=1}^m \mathbf{E}_x \left[\widehat{W}_i(x) \hat{\eta}_i^{\text{tr}}(x) \hat{h}_i(x) \right] - \sum_{i=1}^m \mathbf{E}_x \left[\widehat{W}_i(x) \eta_i^{\text{tr}}(x) \hat{h}_i(x) \right] + 2\nu + 2\sqrt{Lm\kappa} \\
&\quad \text{(from definition of } \hat{h}) \\
&\leq \sum_{i=1}^m \mathbf{E}_x \left[\widehat{W}_i(x) |\eta_i^{\text{tr}}(x) - \hat{\eta}_i^{\text{tr}}(x)| h_i^*(x) \right] + \sum_{i=1}^m \mathbf{E}_x \left[\widehat{W}_i(x) |\eta_i^{\text{tr}}(x) - \hat{\eta}_i^{\text{tr}}(x)| \hat{h}_i(x) \right] + 2\nu + 2\sqrt{Lm\kappa} \\
&\leq \mathbf{E}_x \left[\max_i \left(\widehat{W}_i(x) |h_i^*(x) - \hat{h}_i(x)| \right) \|\eta(x) - \hat{\eta}(x)\|_1 \right] + 2\nu + 2\sqrt{Lm\kappa} \\
&\quad \text{(from Hölder's inequality)} \\
&\leq (B + \sqrt{Lm\kappa}) \mathbf{E}_x [\|\eta(x) - \hat{\eta}(x)\|_1] + 2\nu + 2\sqrt{Lm\kappa},
\end{aligned}$$

where the last step follows from (19) and $|h_i(x) - \hat{h}_i(x)| \leq 1$. This completes the proof. The second part, where $\|\beta\| \leq Q$, follows by applying Assumption 1 to normalized coefficients $\beta/\|\beta\|$, and scaling the associated slack ν by Q . \square

B.3 Proof of Theorem 2

We will make a couple of minor changes to the algorithm to simplify the analysis. Firstly, instead of using the same sample S^{val} for both estimating the example weights (through call to **PI-EW** in line 9) and estimating confusion matrices $\hat{\mathbf{C}}^{\text{val}}$ (in line 10), we split S^{val} into two halves, use one half for the first step and the other half for the second step. Using independent samples for the two steps, we will be able to derive straight-forward confidence bounds on the estimated confusion matrices in each case. In our experiments however, we find the algorithm to be effective even when a common sample is used for both steps. Secondly, we modify line 8 to include a shifted version of the metric $\hat{\mathcal{E}}^{\text{val}}$, so that later in Appendix D when we handle the case of “unknown ψ ”, we can avoid having to keep track of an additive constant in the gradient coefficients.

Algorithm 3*: Frank-Wolfe with Elicited Gradients (FW-EG) for General Diagonal Metrics

- 1: **Input:** $\hat{\mathcal{E}}^{\text{val}}$, Basis functions $\phi^1, \dots, \phi^L : \mathcal{X} \rightarrow \mathbb{R}_+$, Pre-trained $\hat{\eta}^{\text{tr}} : \mathcal{X} \rightarrow \Delta_m$, $S^{\text{tr}} \sim \mu$, $S^{\text{val}} \sim D$ split into two halves S_1^{val} and S_2^{val} of sizes $\lceil n^{\text{val}}/2 \rceil$ and $\lfloor n^{\text{val}}/2 \rfloor$ respectively, T, ϵ
 - 2: Initialize classifier h^0 and $\mathbf{c}^0 = \text{diag}(\hat{\mathbf{C}}^{\text{val}}[h^0])$
 - 3: **For** $t = 0$ **to** $T - 1$ **do**
 - 4: **if** $\mathcal{E}^D[h] = \psi(C_{11}^D[h], \dots, C_{mm}^D[h])$ for known ψ :
 - 5: $\beta^t = \nabla \psi(\mathbf{c}^t)$
 - 6: $\hat{\mathcal{E}}^{\text{lin}}[h] = \sum_i \beta_i^t \hat{C}_{ii}^{\text{val}}[h]$, evaluated using S_1^{val}
 - 7: **else**
 - 8: $\hat{\mathcal{E}}^{\text{lin}}[h] = \hat{\mathcal{E}}^{\text{val}}[h] - \hat{\mathcal{E}}^{\text{val}}[h^t]$, evaluated using S_1^{val} {small ϵ recommended}
 - 9: $\hat{f} = \mathbf{PI-EW}(\hat{\mathcal{E}}^{\text{lin}}, \phi^1, \dots, \phi^L, \hat{\eta}^{\text{tr}}, S^{\text{tr}}, S_1^{\text{val}}, h^t, \epsilon)$
 - 10: $\tilde{\mathbf{c}} = \text{diag}(\hat{\mathbf{C}}^{\text{val}}[\hat{f}])$, evaluated using S_2^{val}
 - 11: $h^{t+1} = \left(1 - \frac{2}{t+1}\right)h^t + \frac{2}{t+1}\text{onehot}(\hat{f})$
 - 12: $\mathbf{c}^{t+1} = \left(1 - \frac{2}{t+1}\right)\mathbf{c}^t + \frac{2}{t+1}\tilde{\mathbf{c}}$
 - 13: **End For**
 - 14: **Output:** $\hat{h} = h^T$
-

Theorem ((Restated) Error Bound for FW-EG with known ψ). Let $\mathcal{E}^D[h] = \psi(C_{11}^D[h], \dots, C_{mm}^D[h])$ for a known concave function $\psi : [0, 1]^m \rightarrow \mathbb{R}_+$, which is Q -Lipschitz, and λ -smooth w.r.t. the ℓ_1 -norm. Let $\hat{\mathcal{E}}^{\text{val}}[h] = \psi(\hat{C}_{11}^{\text{val}}[h], \dots, \hat{C}_{mm}^{\text{val}}[h])$. Fix $\delta \in (0, 1)$. Suppose Assumption 1 holds with slack ν , and for any linear metric $\sum_i \beta_i C_{ii}^D[h]$ with $\|\beta\| \leq 1$, whose associated weight coefficients is $\bar{\alpha}$ with $\|\bar{\alpha}\| \leq B$, w.p. $\geq 1 - \delta$ over draw of S^{tr} and S_1^{val} , the weight elicitation routine in Algorithm 1 outputs coefficients $\hat{\alpha}$ with $\|\hat{\alpha} - \bar{\alpha}\| \leq \kappa(\delta, n^{\text{tr}}, n^{\text{val}})$, for some function $\kappa(\cdot) > 0$. Let $B' = B + \sqrt{Lm} \kappa(\delta/T, n^{\text{tr}}, n^{\text{val}})$. Assume $m \leq n^{\text{val}}$. Then w.p. $\geq 1 - \delta$ over draws of S^{tr} and S^{val} from D and μ resp., the classifier \hat{h} output by Algorithm 3* after T iterations satisfies:

$$\begin{aligned} \max_h \mathcal{E}^D[h] - \mathcal{E}^D[\hat{h}] &\leq 2QB' \mathbf{E}_x [\|\eta^{\text{tr}}(x) - \hat{\eta}^{\text{tr}}(x)\|_1] + 4Q\nu + 4Q\sqrt{Lm} \kappa(\delta/T, n^{\text{tr}}, n^{\text{val}}) \\ &\quad + \mathcal{O} \left(\lambda m \sqrt{\frac{m \log(n^{\text{val}}) \log(m) + \log(m/\delta)}{n^{\text{val}}}} + \frac{\lambda}{T} \right). \end{aligned}$$

The proof adapts techniques from Narasimhan et al. (2015b), who show guarantees for a Frank-Wolfe based learning algorithm with a known ψ in the *absence* of distribution shift. The main proof steps are listed below:

- Prove a generalization bound for the confusion matrices $\hat{\mathbf{C}}^{\text{val}}$ evaluated in line 10 on the validation sample (Lemma 8)
- Establish an error bound for the call to **PI-EW** in line 9 (Lemma 7 in previous section)
- Combine the above two results to show that the classifier \hat{f} returned in line 9 is an approximate linear maximizer needed by the Frank-Wolfe algorithm (Lemma 9)
- Combine Lemma 9 with a convergence guarantee for the outer Frank-Wolfe algorithm (Narasimhan et al., 2015b; Jaggi, 2013) (using convexity of the space of confusion matrices \mathcal{C}) to complete the proof (Lemmas 10–11).

Lemma 8 (Generalization bound for \mathbf{C}^D). Fix $\delta \in (0, 1)$. Let $\hat{\eta}^{\text{tr}} : \mathcal{X} \rightarrow \Delta_m$ be a fixed class probability estimator. Let $\mathcal{G} = \{h : \mathcal{X} \rightarrow [m] \mid h(x) \in \arg\max_{i \in [m]} \beta_i \hat{\eta}_i^{\text{tr}}(x) \text{ for some } \beta \in \mathbb{R}_+^m\}$ be the set of plug-in classifiers defined with $\hat{\eta}^{\text{tr}}$. Let

$$\bar{\mathcal{G}} = \{h(x) = \sum_{t=1}^T u_t h_t(x) \mid T \in \mathbb{N}, h_1, \dots, h_T \in \mathcal{G}, \mathbf{u} \in \Delta_T\}$$

be the set of all randomized classifiers constructed from a finite number of plug-in classifiers in \mathcal{G} . Assume $m \leq n^{\text{val}}$. Then with probability at least $1 - \delta$ over draw of S^{val} from D , then for $h \in \bar{\mathcal{G}}$:

$$\|\mathbf{C}^D[h] - \hat{\mathbf{C}}^{\text{val}}[h]\|_{\infty} \leq \mathcal{O} \left(\sqrt{\frac{m \log(m) \log(n^{\text{val}}) + \log(m/\delta)}{n^{\text{val}}}} \right).$$

Proof. The proof follows from standard convergence based generalization arguments, where we bound the capacity of the class of plug-in classifiers \mathcal{G} in terms of its Natarajan dimension (Natarajan, 1989; Daniely et al., 2011). Applying Theorem 21 from (Daniely et al., 2011), we have that the Natarajan dimension of \mathcal{G} is at most $d = m \log(m)$. Applying the generalization bound in Theorem 13 in Daniely et al. (2015), along with the assumption that $m \leq n^{\text{val}}$, we have for any $i \in [m]$, with probability at least $1 - \delta$ over draw of S^{val} from D , for any $h \in \mathcal{G}$:

$$|C_{ii}^D[h] - \hat{C}_{ii}^{\text{val}}[h]| \leq \mathcal{O} \left(\sqrt{\frac{m \log(m) \log(n^{\text{val}}) + \log(1/\delta)}{n^{\text{val}}}} \right).$$

Further note that for any randomized classifier $\bar{h}(x) = \sum_{t=1}^T u_t h_t(x) \in \bar{\mathcal{G}}$, for some $\mathbf{u} \in \Delta_T$,

$$|C_{ii}^D[\bar{h}] - \hat{C}_{ii}^{\text{val}}[\bar{h}]| \leq \sum_{t=1}^T u_t |C_{ii}^D[h_t] - \hat{C}_{ii}^{\text{val}}[h_t]| \leq \mathcal{O} \left(\sqrt{\frac{m \log(m) \log(n^{\text{val}}) + \log(1/\delta)}{n^{\text{val}}}} \right),$$

where the first inequality follows from linearity of expectations. Taking a union bound over all diagonal entries $i \in [m]$ completes the proof. \square

We next show that the call to **PI-EW** in line 9 of Algorithm 3 computes an approximate maximizer \hat{f} for $\hat{\mathcal{E}}^{\text{lin}}$. This is an extension of Lemma 26 in Narasimhan et al. (2015b).

Lemma 9 (Approximation error in linear maximizer \hat{f}). For each iteration t in Algorithm 3, denote $\bar{\mathbf{c}}^t = \text{diag}(\mathbf{C}^D[h^t])$, and $\bar{\beta}^t = \nabla \psi(\bar{\mathbf{c}}^t)$. Suppose the assumptions in Theorem 2 hold. Let $B' = B + \sqrt{Lm} \kappa(\delta, n^{\text{tr}}, n^{\text{val}})$. Assume $m \leq n^{\text{val}}$. Then w.p. $\geq 1 - \delta$ over draw of S^{tr} and S^{val} from μ and D resp., for any $t = 1, \dots, T$, the classifier \hat{f} returned by **PI-EW** in line 9 satisfies:

$$\begin{aligned} \max_h \sum_i \bar{\beta}_i^t C_{ii}^D[h] - \sum_i \bar{\beta}_i^t C_{ii}^D[\hat{f}] &\leq QB' \mathbf{E}_x [\|\eta^{\text{tr}}(x) - \hat{\eta}^{\text{tr}}(x)\|_1] + 2Q\nu \\ &\quad + 2Q\sqrt{Lm} \kappa(\delta/T, n^{\text{tr}}, n^{\text{val}}) + \mathcal{O} \left(\lambda m \sqrt{\frac{m \log(m) \log(n^{\text{val}}) + \log(m/\delta)}{n^{\text{val}}}} \right). \end{aligned}$$

Proof. The proof uses Theorem 1 to bound the approximation errors in the linear maximizing classifier \hat{f} (coupled with a union bound over T iterations), and Lemma 8 to bound the estimation errors in the confusion matrix $\mathbf{c}^t = \hat{\mathbf{C}}^{\text{val}}[h^t]$ used to compute the gradient $\nabla \psi(\mathbf{c}^t)$.

Recall from Algorithm 3 that $\mathbf{c}^t = \text{diag}(\widehat{\mathbf{C}}^{\text{val}}[h^t])$ and $\beta^t = \nabla\psi(\mathbf{c}^t)$. Note that these are an approximations to actual quantities we are interested in $\bar{\mathbf{c}}^t = \text{diag}(\mathbf{C}^D[h^t])$ and $\bar{\beta}^t = \nabla\psi(\bar{\mathbf{c}}^t)$, both of which are evaluated using the population confusion matrix. Also, $\|\beta\| = \|\nabla\psi(\mathbf{c}^t)\| \leq Q$ from Q -Lipschitzness of ψ .

Fix iteration t and let $h^* = \text{argmax}_h \sum_i \bar{\beta}_i^t C_{ii}^D[h]$ for this particular iteration. Then:

$$\begin{aligned}
& \sum_i \bar{\beta}_i^t C_{ii}^D[h^*] - \sum_i \bar{\beta}_i^t C_{ii}^D[\hat{f}] \\
&= \sum_i \bar{\beta}_i^t C_{ii}^D[h^*] - \sum_i \beta_i^t C_{ii}^D[h^*] + \sum_i \beta_i^t C_{ii}^D[h^*] - \sum_i \beta_i^t C_{ii}^D[\hat{f}] + \sum_i \beta_i^t C_{ii}^D[\hat{f}] - \sum_i \bar{\beta}_i^t C_{ii}^D[\hat{f}] \\
&\leq \|\beta^t - \bar{\beta}^t\|_\infty \sum_i C_{ii}^D[h^*] + \sum_i \beta_i^t C_{ii}^D[h^*] - \sum_i \beta_i^t C_{ii}^D[\hat{f}] + \|\beta^t - \bar{\beta}^t\|_\infty \sum_i C_{ii}^D[\hat{f}] \\
&\leq \|\beta^t - \bar{\beta}^t\|_\infty (1) + \max_h \sum_i \beta_i^t C_{ii}^D[h] - \sum_i \beta_i^t C_{ii}^D[\hat{f}] + \|\beta^t - \bar{\beta}^t\|_\infty (1) \quad (\text{because } \sum_{i,j} C_{ij}^D[h] = 1) \\
&= 2\|\beta^t - \bar{\beta}^t\|_\infty + \max_h \sum_i \beta_i^t C_{ii}^D[h] - \sum_i \beta_i^t C_{ii}^D[\hat{f}] \\
&\leq 2\|\nabla\psi(\mathbf{c}^t) - \nabla\psi(\bar{\mathbf{c}}^t)\|_\infty + \max_h \sum_i \beta_i^t C_{ii}^D[h] - \sum_i \beta_i^t C_{ii}^D[\hat{f}] \\
&\leq 2\lambda\|\mathbf{c}^t - \bar{\mathbf{c}}^t\|_1 + \max_h \sum_i \beta_i^t C_{ii}^D[h] - \sum_i \beta_i^t C_{ii}^D[\hat{f}] \\
&\leq 2\lambda m\|\mathbf{c}^t - \bar{\mathbf{c}}^t\|_\infty + \max_h \sum_i \beta_i^t C_{ii}^D[h] - \sum_i \beta_i^t C_{ii}^D[\hat{f}] \\
&\leq \mathcal{O}\left(\lambda m \sqrt{\frac{m \log(m) \log(n^{\text{val}}) + \log(m/\delta)}{n^{\text{val}}}}\right) + QB' \mathbf{E}_x [\|\eta^{\text{tr}}(x) - \hat{\eta}^{\text{tr}}(x)\|_1] + \\
&\quad 2Q\sqrt{Lm} \kappa(\delta, n^{\text{tr}}, n^{\text{val}}) + 2Q\nu, \tag{20}
\end{aligned}$$

where $B' = B + \sqrt{Lm} \kappa(\delta, n^{\text{tr}}, n^{\text{val}})$. The last step holds with probability at least $1 - \delta$ over draw of S^{val} and S^{tr} , and follows from Lemma 8 and Lemma 7 (using $\|\beta^t\| \leq Q$). The first bound on $\|\mathbf{c}^t - \bar{\mathbf{c}}^t\|_\infty = \|\widehat{\mathbf{C}}^{\text{val}}[h^t] - \mathbf{C}^D[h^t]\|_\infty$ holds for any randomized classifier h^t constructed from a finite number of plug-in classifiers. The second bound on the linear maximization errors holds only for a fixed t , and so we need to take a union bound over all iterations $t = 1, \dots, T$, to complete the proof. Note that because we use two independent samples S_1^{val} and S_2^{val} for the two bounds, they each hold with high probability over draws of S_1^{val} and S_2^{val} respectively, and hence with high probability over draw of S^{val} . \square

Our last two lemmas restate results from Narasimhan et al. (2015b). The first shows convexity of the space of confusion matrices (Proposition 10 from their paper), and the second applies a result from Jaggi (2013) to show convergence of the classical Frank-Wolfe algorithm with approximate linear maximization steps (Theorem 16 in Narasimhan et al. (2015b)).

Lemma 10 (Convexity of space of confusion matrices). *Let $\mathcal{C} = \{\text{diag}(\mathbf{C}^D[h]) \mid h : \mathcal{X} \rightarrow \Delta_m\}$ denote the set of all confusion matrices achieved by some randomized classifier $h : \mathcal{X} \rightarrow \Delta_m$. Then \mathcal{C} is convex.*

Proof. For any $\mathbf{C}^1, \mathbf{C}^2 \in \mathcal{C}$, $\exists h_1, h_2 : \mathcal{X} \rightarrow \Delta_m$ such that $\mathbf{c}^1 = \text{diag}(\mathbf{C}^D[h_1])$ and $\mathbf{c}^2 = \text{diag}(\mathbf{C}^D[h_2])$. We need to show that for any $u \in [0, 1]$, $u\mathbf{c}^1 + (1 - u)\mathbf{c}^2 \in \mathcal{C}$. This is true because the randomized

classifier $h(x) = uh_1(x) + (1 - u)h_2(x)$ yields a confusion matrix $\text{diag}(\mathbf{C}^D[h]) = u \text{diag}(\mathbf{C}^D[h_1]) + (1 - u)\text{diag}(\mathbf{C}^D[h_2]) = u\mathbf{c}^1 + (1 - u)\mathbf{c}^2 \in \mathcal{C}$. \square

Lemma 11 (Frank-Wolfe with approximate linear maximization (Narasimhan et al., 2015b)). *Let $\mathcal{E}^D[h] = \psi(C_{11}^D[h], \dots, C_{mm}^D[h])$ for a concave function $\psi : [0, 1]^m \rightarrow \mathbb{R}_+$ that is λ -smooth w.r.t. the ℓ_1 -norm. For each iteration t , define $\bar{\beta}^t = \nabla \psi(\text{diag}(\mathbf{C}^D[h^t]))$. Suppose line 9 of Algorithm 3 returns a classifier \hat{f} such that $\max_h \sum_i \bar{\beta}_i^t C_{ii}^D[h] - \sum_i \bar{\beta}_i^t C_{ii}^D[\hat{f}] \leq \Delta, \forall t \in [T]$. Then the classifier \hat{h} output by Algorithm 3 after T iterations satisfies:*

$$\max_h \mathcal{E}^D[h] - \mathcal{E}^D[\hat{h}] \leq 2\Delta + \frac{8\lambda}{T+2}.$$

Proof of Theorem 2. The proof follows by plugging in the result from Lemma 9 into Lemma 11. \square

C Error Bound for Weight Elicitation with Fixed Probing Classifiers

We first state a general error bound for Algorithm 1 in terms of the singular values of Σ for any fixed choices for the probing classifiers. We then bound the singular values for the fixed choices in (12) under some specific assumptions.

Theorem 12 (Error bound on elicited weights with fixed probing classifiers). *Let $\mathcal{E}^D[h] = \sum_i \beta_i C_{ii}^D[h]$ for some (unknown) $\beta \in \mathbb{R}^m$, and let $\hat{\mathcal{E}}^{\text{val}}[h] = \sum_i \beta_i \hat{C}_{ii}^{\text{val}}[h]$. Let $\bar{\alpha}$ be the associated coefficient in Assumption 1 for metric \mathcal{E}^D . Fix $\delta \in (0, 1)$. Then for any fixed choices of the probing classifiers $h^{\ell, i}$, we have with probability $\geq 1 - \delta$ over draws of S^{tr} and S^{val} from μ and D resp., the coefficients $\hat{\alpha}$ output by Algorithm 1 satisfies:*

$$\|\hat{\alpha} - \bar{\alpha}\| \leq \mathcal{O} \left(\frac{1}{\sigma_{\min}(\Sigma)^2} \left(Lm \sqrt{\frac{L \log(Lm/\delta)}{n^{\text{tr}}}} + \sigma_{\max}(\Sigma) \sqrt{\frac{Lm \log(Lm/\delta)}{n^{\text{val}}}} \right) + \frac{\nu \sqrt{Lm}}{\sigma_{\min}(\Sigma)} \right),$$

where $\sigma_{\min}(\Sigma)$ and $\sigma_{\max}(\Sigma)$ are respectively the smallest and largest singular values of Σ .

Proof. The proof follows the same steps as Theorem 1, except for the bound on $\|\hat{\alpha} - \alpha\|$. Specifically, we have from (16):

$$\|\hat{\alpha} - \bar{\alpha}\| \leq \|\hat{\alpha} - \alpha\| + \nu \sqrt{Lm} \|\Sigma^{-1}\|. \quad (21)$$

We next bound:

$$\begin{aligned} \|\hat{\alpha} - \alpha\| &\leq \|\alpha\| \|\Sigma\| \|\Sigma^{-1}\| \left(\frac{\|\Sigma - \hat{\Sigma}\|}{\|\Sigma\|} + \frac{\|\mathcal{E} - \hat{\mathcal{E}}\|}{\|\mathcal{E}\|} \right) \\ &\leq \|\Sigma^{-1}\|^2 \|\mathcal{E}\| \left(\|\Sigma - \hat{\Sigma}\| + \|\Sigma\| \frac{\|\mathcal{E} - \hat{\mathcal{E}}\|}{\|\mathcal{E}\|} \right) \quad (\text{from } \alpha = \Sigma^{-1} \mathcal{E}) \\ &\leq \|\Sigma^{-1}\|^2 \left(\|\mathcal{E}\| \|\Sigma - \hat{\Sigma}\| + \|\Sigma\| \|\mathcal{E} - \hat{\mathcal{E}}\| \right) \\ &\leq \|\Sigma^{-1}\|^2 \left(\sqrt{Lm} \|\Sigma - \hat{\Sigma}\| + \|\Sigma\| \|\mathcal{E} - \hat{\mathcal{E}}\| \right) \quad (\text{as } \mathcal{E}^D[h] \in [0, 1]) \\ &\leq \mathcal{O} \left(\frac{1}{\sigma_{\min}(\Sigma)^2} \left(\sqrt{Lm} \sqrt{\frac{L^2 m \log(Lm/\delta)}{n^{\text{tr}}}} + \sigma_{\max}(\Sigma) \sqrt{\frac{Lm \log(Lm/\delta)}{n^{\text{val}}}} \right) \right), \end{aligned}$$

where the last step follows from an adaptation of Lemma 3 (where \mathcal{H} contains the Lm fixed classifiers in (12)) and from Lemma 4. The last statement holds with probability at least $1 - \delta$ over draws of S^{tr} and S^{val} . Substituting this bound back in (21) completes the proof. \square

We next provide a bound on the singular values of Σ for a specialized setting where the the probing classifiers $h^{\ell,i}$ are set to (12), and the basis functions ϕ^ℓ 's divide the data into disjoint clusters and the base classifier \bar{h} is close to having “uniform accuracies” across all the clusters and classes.

Lemma 13. *Let $h^{\ell,i}$'s be defined as in (12). Suppose for any x , $\phi^\ell(x) \in \{0, 1\}$ and $\phi^\ell(x)\phi^{\ell'}(x) = 0, \forall \ell \neq \ell'$. Let $p_{\ell,i} = \mathbf{E}_{(x,y) \sim \mu}[\phi^\ell(x)\mathbf{1}(y = i)]$. Let \bar{h} be such that $\kappa - \tau \leq \Phi_i^{\mu,\ell}[\bar{h}] \leq \kappa, \forall \ell, i$ and for some $\kappa < \frac{1}{m}$ and $\tau < \kappa$. Then:*

$$\sigma_{\max}(\Sigma) \leq L \max_{\ell,i} p_{\ell,i} + \Delta; \quad \sigma_{\min}(\Sigma) \geq \epsilon(1 - m\kappa) \min_{\ell,i} p_{\ell,i} - \Delta,$$

where $\Delta = Lm\tau \max_{\ell,i} p_{\ell,i}$.

Proof. We first write the matrix Σ as $\Sigma = \bar{\Sigma} + \mathbf{E}$, where

$$\bar{\Sigma} = \begin{bmatrix} p_{1,1}(\epsilon + (1 - \epsilon)\kappa) & p_{1,2}(1 - \epsilon)\kappa & \dots & p_{1,m}(1 - \epsilon)\kappa & p_{2,1}\kappa & \dots & p_{L,m}\kappa \\ p_{1,1}(1 - \epsilon)\kappa & p_{1,2}(\epsilon + (1 - \epsilon)\kappa) & \dots & p_{1,m}(1 - \epsilon)\kappa & p_{2,1}\kappa & \dots & p_{L,m}\kappa \\ & & & \vdots & & & \\ p_{1,1}\kappa & p_{1,2}\kappa & \dots & p_{1,m}\kappa & p_{2,1}\kappa & \dots & p_{L,m}(\epsilon + (1 - \epsilon)\kappa) \end{bmatrix},$$

and $\mathbf{E} \in \mathbb{R}^{Lm \times Lm}$ with each $|E_{(\ell,i),(\ell',i')}| \leq \max_{\ell,i} p_{\ell,i} (\kappa - \Phi_i^{\mu,\ell}[\bar{h}]) \leq \tau \max_{\ell,i} p_{\ell,i}$.

The matrix $\bar{\Sigma}$ can in turn be written as a product of a *symmetric* matrix $\mathbf{A} \in \mathbb{R}^{Lm \times Lm}$ and a *diagonal* matrix $\mathbf{D} \in \mathbb{R}^{Lm \times Lm}$:

$$\Sigma = \mathbf{A}\mathbf{D},$$

where

$$\mathbf{A} = \begin{bmatrix} \epsilon + (1 - \epsilon)\kappa & (1 - \epsilon)\kappa & \dots & (1 - \epsilon)\kappa & \kappa & \dots & \kappa \\ (1 - \epsilon)\kappa & \epsilon + (1 - \epsilon)\kappa & \dots & (1 - \epsilon)\kappa & \kappa & \dots & \kappa \\ & & & \vdots & & & \\ (1 - \epsilon)\kappa & (1 - \epsilon)\kappa & \dots & \epsilon + (1 - \epsilon)\kappa & \kappa & \dots & \kappa \\ & & & \vdots & & & \\ \kappa & \kappa & \dots & \kappa & \epsilon + (1 - \epsilon)\kappa & \dots & (1 - \epsilon)\kappa \\ & & & \vdots & & & \\ \kappa & \kappa & \dots & \kappa & (1 - \epsilon)\kappa & \dots & \epsilon + (1 - \epsilon)\kappa \end{bmatrix};$$

$$\mathbf{D} = \text{diag}(p_{1,1}, \dots, p_{L,m}).$$

We can then bound the largest and smallest singular values of Σ in terms of those of \mathbf{A} and \mathbf{D} . Using Weyl's inequality, we have

$$\sigma_{\max}(\Sigma) \leq \sigma_{\max}(\bar{\Sigma}) + \|\mathbf{E}\| \leq \|\mathbf{A}\| \|\mathbf{D}\| + \|\mathbf{E}\|,$$

and

$$\sigma_{\min}(\Sigma) \geq \sigma_{\min}(\bar{\Sigma}) - \|\mathbf{E}\| = \frac{1}{\|\bar{\Sigma}^{-1}\|} - \|\mathbf{E}\| \geq \frac{1}{\|\mathbf{A}^{-1}\| \|\mathbf{D}^{-1}\|} - \|\mathbf{E}\| = \sigma_{\min}(\mathbf{A})\sigma_{\min}(\mathbf{D}) - \|\mathbf{E}\|.$$

Further, we have $\|\mathbf{E}\| \leq \|\mathbf{E}\|_F \leq Lm\tau \max_{\ell,i} p_{\ell,i} = \Delta$, giving us:

$$\sigma_{\max}(\Sigma) \leq \sigma_{\max}(\mathbf{A})\sigma_{\max}(\mathbf{D}) + \Delta. \quad (22)$$

$$\sigma_{\min}(\Sigma) \geq \sigma_{\min}(\mathbf{A})\sigma_{\min}(\mathbf{D}) - \Delta. \quad (23)$$

All that remains is to bound the singular values of Σ and \mathbf{D} . Since \mathbf{D} is a diagonal matrix, its singular values are given by its diagonal entries:

$$\sigma_{\max}(\mathbf{D}) = \max_{\ell,i} p_{\ell,i}; \quad \sigma_{\min}(\mathbf{D}) = \min_{\ell,i} p_{\ell,i}.$$

The matrix \mathbf{A} is symmetric and has a certain block structure. Its singular values are the same as the positive magnitudes of its Eigen values. We first write out its Lm Eigen vectors:

$$\begin{aligned} \mathbf{x}^{1,1} &= [\overbrace{1, -1, 0, \dots, 0}^{m \text{ entries}}, \overbrace{0, \dots, 0}^{m \text{ entries}}, \dots, \overbrace{0, \dots, 0}^{m \text{ entries}}] \\ \mathbf{x}^{1,2} &= [1, 0, -1, \dots, 0, 0, \dots, 0, \dots, 0, \dots, 0] \\ &\vdots \\ \mathbf{x}^{1,m-1} &= [1, 0, 0, \dots, -1, 0, \dots, 0, \dots, 0, \dots, 0] \\ \mathbf{x}^{1,m} &= [1, \dots, 1, -1, \dots, -1, \dots, 0, \dots, 0] \\ \mathbf{x}^{2,1} &= [0, \dots, 0, 1, -1, 0, \dots, 0, \dots, 0, \dots, 0] \\ &\vdots \\ \mathbf{x}^{2,m-1} &= [0, \dots, 0, 1, 0, 0, \dots, -1, \dots, 0, \dots, 0] \\ \mathbf{x}^{2,m} &= [-1, \dots, -1, 1, \dots, 1, \dots, 0, \dots, 0] \\ &\vdots \\ \mathbf{x}^{L,1} &= [0, \dots, 0, 0, \dots, 0, \dots, 1, -1, 0, \dots, 0] \\ &\vdots \\ \mathbf{x}^{L,m-1} &= [0, \dots, 0, 0, \dots, 0, \dots, 1, 0, 0, \dots, -1] \\ \mathbf{x}^{L,m} &= [1, \dots, 1, 1, \dots, 1, \dots, 1, \dots, 1] \end{aligned}$$

One can then verify that the Lm Eigen values of \mathbf{A} are ϵ with a multiplicity of $(L-1)m$, $\epsilon(1-m\kappa)$ with a multiplicity of $m-1$ and $(L-\epsilon)m\kappa + \epsilon$ with a multiplicity of 1. Therefore:

$$\sigma_{\max}(\mathbf{A}) \leq L; \quad \sigma_{\min}(\mathbf{A}) = \epsilon(1-m\kappa).$$

Substituting the singular (Eigen) values of \mathbf{A} and \mathbf{D} into (22) and (23) completes the proof. \square

In the above lemma, the base classifier \bar{h} is assumed to have roughly uniformly low accuracies for all classes and clusters, and the closer it is to having uniform accuracies, i.e. the smaller the value of τ , the tighter are the bounds.

We have shown a bound on the singular values of Σ for a specific setting where the basis functions ϕ^ℓ 's divide the data into disjoint clusters. When this is not the case (e.g. with overlapping clusters (6), or soft clusters (7)), the singular values of Σ would depend on how correlated the basis functions are.

D Error Bound for FW-EG with Unknown ψ

In this section, we provide an error bound for Algorithm 3* for evaluation metrics of the form $\mathcal{E}^D[h] = \psi(C_{11}^D[h], \dots, C_{mm}^D[h])$, for a smooth, but *unknown* $\psi : \mathbb{R}^m \rightarrow \mathbb{R}_+$. In this case, we do not have a closed-form expression for the gradient of ψ , but instead apply the example weight elicitation routine in Algorithm 1 using probing classifiers chosen from within a small neighborhood around the current iterate h^t , for which ψ is effectively linear. Specifically, we invoke Algorithm 1 with the current iterate h^t as the base classifier and with the radius parameter ϵ set to a small value. In the error bound that we state below for this version of the algorithm, we explicitly take into account the “slack” in using a local approximation to ψ as a proxy for its gradient.

Theorem 14 (Error Bound for FW-EG with unknown ψ). *Let $\mathcal{E}^D[h] = \psi(C_{11}^D[h], \dots, C_{mm}^D[h])$ for an unknown concave function $\psi : [0, 1]^m \rightarrow \mathbb{R}_+$, which is Q -Lipschitz, and also λ -smooth w.r.t. the ℓ_1 -norm. Let $\hat{\mathcal{E}}^{\text{val}}[h] = \psi(\hat{C}_{11}^{\text{val}}[h], \dots, \hat{C}_{mm}^{\text{val}}[h])$. Fix $\delta \in (0, 1)$. Suppose Assumption 1 holds with slack ν , and for any linear metric $\sum_i \beta_i C_{ii}^D[h]$, whose associated weight coefficients is $\bar{\alpha}$ with $\|\bar{\alpha}\| \leq B$, when the weight elicitation routine in Algorithm 1 is given an input metric $\hat{\mathcal{E}}^{\text{val}}$ which is such that $|\hat{\mathcal{E}}^{\text{val}} - \sum_i \beta_i \hat{C}_{ii}^{\text{val}}[h]| \leq \chi, \forall h$, then w.p. $\geq 1 - \delta$ over draw of S^{tr} and S^{val} , it outputs coefficients $\hat{\alpha}$ with $\|\hat{\alpha} - \bar{\alpha}\| \leq \kappa(\delta, n^{\text{tr}}, n^{\text{val}}, \chi)$, for some function $\kappa(\cdot) > 0$. Let $B' = B + \sqrt{Lm} \kappa(\delta, n^{\text{tr}}, n^{\text{val}}, 2\lambda\epsilon^2)$. Assume $m \leq n^{\text{val}}$. Then w.p. $\geq 1 - \delta$ over draws of S^{tr} and S^{val} from D and μ respectively, the classifier \hat{h} output by Algorithm 3* with radius parameter ϵ after T iterations satisfies:*

$$\begin{aligned} \max_h \mathcal{E}^D[h] - \mathcal{E}^D[\hat{h}] &\leq 2QB' \mathbf{E}_x [\|\eta^{\text{tr}}(x) - \hat{\eta}^{\text{tr}}(x)\|_1] + 4Q\sqrt{Lm} \kappa(\delta/T, n^{\text{tr}}, n^{\text{val}}, 2\lambda\epsilon^2) \\ &\quad + 4Q\nu + \mathcal{O} \left(\lambda m \sqrt{\frac{m \log(n^{\text{val}}) \log(m) + \log(m/\delta)}{n^{\text{val}}}} + \frac{\lambda}{T} \right). \end{aligned}$$

One can plug-in $\kappa(\cdot)$ with e.g. the error bound we derived for Algorithm 1 in Theorem 1, suitably modified to accommodate input metrics $\hat{\mathcal{E}}^{\text{val}}$ that may differ from the desired linear metric by at most χ . Such modifications can be easily made to Theorem 1 and would result in an additional term $\sqrt{Lm}\chi$ in the error bound to take into account the additional approximation errors in computing the right-hand side of the linear system in (10).

Before proceeding to prove Theorem 14, we state a few useful lemmas. The following lemma shows that because $\psi(\mathbf{C})$ is λ -smooth, it is effectively linear within a small neighborhood around \mathbf{C} .

Lemma 15. *Suppose ψ is λ -smooth w.r.t. the ℓ_1 -norm. For each iteration t of Algorithm 3*, let $\mathbf{v}^t = \nabla \psi(\mathbf{c}^t)$ denote the true gradient of ψ at \mathbf{c}^t . Then for any classifier $h^\epsilon(x) = (1 - \epsilon)h^t(x) + \epsilon h(x)$,*

$$\left| \hat{\mathcal{E}}^{\text{val}}[h^\epsilon] - \hat{\mathcal{E}}^{\text{val}}[h^t] - \sum_i v_i^t \hat{C}_{ii}^{\text{val}}[h^\epsilon] \right| \leq 2\lambda\epsilon^2.$$

Proof. For any randomized classifier $h^\epsilon(x) = (1 - \epsilon)h^t(x) + \epsilon h(x)$,

$$\begin{aligned}
\left| \hat{\mathcal{E}}^{\text{val}}[h^\epsilon] - \hat{\mathcal{E}}^{\text{val}}[h^t] - \sum_i v_i^t \hat{C}_{ii}^{\text{val}}[h^\epsilon] \right| &= \left| \psi(\text{diag}(\hat{\mathbf{C}}^{\text{val}}[h^\epsilon])) - \psi(\text{diag}(\hat{\mathbf{C}}^{\text{val}}[h^t])) - \sum_i v_i^t \hat{C}_{ii}^{\text{val}}[h^\epsilon] \right| \\
&\leq \frac{\lambda}{2} \|\text{diag}(\hat{\mathbf{C}}^{\text{val}}[h^\epsilon]) - \text{diag}(\hat{\mathbf{C}}^{\text{val}}[h^t])\|_1^2 \\
&= \frac{\lambda}{2} \|\epsilon(\text{diag}(\hat{\mathbf{C}}^{\text{val}}[h]) - \text{diag}(\hat{\mathbf{C}}^{\text{val}}[h^t]))\|_1^2 \\
&= \frac{\lambda}{2} \epsilon^2 \|\text{diag}(\hat{\mathbf{C}}^{\text{val}}[h]) - \text{diag}(\hat{\mathbf{C}}^{\text{val}}[h^t])\|_1^2 \\
&\leq \frac{\lambda}{2} \epsilon^2 (\|\text{diag}(\hat{\mathbf{C}}^{\text{val}}[h])\|_1 + \|\text{diag}(\hat{\mathbf{C}}^{\text{val}}[h^t])\|_1)^2 \\
&\leq \frac{\lambda}{2} \epsilon^2 (2)^2 = 2\lambda\epsilon^2.
\end{aligned}$$

Here the second line follows from the fact that ψ is λ -smooth w.r.t. the ℓ_1 -norm, and $v^t = \nabla\psi(\text{diag}(\hat{\mathbf{C}}^{\text{val}}[h^t]))$. The third line follows from linearity of expectations. The last line follows from the fact that the sum of the entries of a confusion matrix (and hence the sum of its diagonal entries) cannot exceed 1. \square

We next restate the error bounds for the call to **PI-EW** in line 9 and the corresponding bound on the approximation error in the linear maximizer \hat{f} obtained.

Lemma 16 (Error bound for call to **PI-EW** in line 9 with unknown ψ). *For each iteration t of Algorithm 3, let $v^t = \nabla\psi(c^t)$ denote the true gradient of ψ at c^t , when the algorithm is run with an unknown ψ that is λ -smooth w.r.t. the ℓ_1 -norm. Let $\bar{\alpha}$ be the associated weighting coefficient for the linear metric $\sum_i v_i^t C_{ii}^D[h]$ (whose coefficients are unknown) in Assumption 1, with $\|\bar{\alpha}\|_1 \leq B$, and with slack ν . Fix $\delta > 0$. Suppose w.p. $\geq 1 - \delta$ over draw of S^{tr} and S^{val} , when the weight elicitation routine used in **PI-EW** is called with the input metric $\hat{\mathcal{E}}^{\text{val}}[h] - \hat{\mathcal{E}}^{\text{val}}[h^t]$ which is such that $|\hat{\mathcal{E}}^{\text{val}}[h] - \sum_i v_i \hat{C}_{ii}^{\text{val}}[h]| \leq \chi, \forall h$, it outputs coefficients $\hat{\alpha}$ with $\|\hat{\alpha} - \bar{\alpha}\| \leq \kappa(\delta, n^{\text{tr}}, n^{\text{val}}, \chi)$, for some function $\kappa(\cdot) > 0$. Let $B' = B + \sqrt{Lm} \kappa(\delta, n^{\text{tr}}, n^{\text{val}}, 2\lambda\epsilon^2)$. Then with the same probability, the classifier \hat{h} output by **PI-EW** when called by Algorithm 3* with metric $\hat{\mathcal{E}}^{\text{lin}}[h] = \hat{\mathcal{E}}^{\text{val}}[h] - \hat{\mathcal{E}}^{\text{val}}[h^t]$ and radius ϵ satisfies:*

$$\max_h \sum_i v_i^t C_{ii}[h] - \sum_i v_i^t C_{ii}[\hat{h}] \leq B' \mathbf{E}_x [\|\eta^{\text{tr}}(x) - \hat{\eta}^{\text{tr}}(x)\|_1] + 2\sqrt{Lm} \kappa(\delta, n^{\text{tr}}, n^{\text{val}}, 2\lambda\epsilon^2),$$

where $\eta_i^{\text{tr}}(x) = \mathbf{P}^\mu(y = i|x)$.

Proof. The proof is the same as that of Lemma 7 for the “known ψ ” case, except that the $\kappa(\cdot)$ guarantee for the call to weight elicitation routine in line 2 is different, and takes into account the fact that the input metric $\hat{\mathcal{E}}^{\text{val}}[h] - \hat{\mathcal{E}}^{\text{val}}[h^t]$ to the weight elicitation routine is only a local approximation to the (unknown) linear metric $\sum_i v_i \hat{C}_{ii}^{\text{val}}[h]$. We use Lemma 15 to compute the value of slack χ in $\kappa(\cdot)$. \square

Lemma 17 (Approximation error in linear maximizer \hat{f} in line 9 with unknown ψ). *For each iteration t in Algorithm 3*, let $\bar{c}^t = \text{diag}(C^D[h^t])$ and let $\bar{\beta}^t = \nabla\psi(\bar{c}^t)$ denote the unknown gradient of ψ*

evaluated at $\bar{\mathbf{c}}^t$. Suppose the assumptions in Lemma 16 hold. Let $B' = B + \sqrt{Lm} \kappa(\delta, n^{\text{tr}}, n^{\text{val}}, 2\lambda\epsilon^2)$. Assume $m \leq n^{\text{val}}$. Then w.p. $\geq 1 - \delta$ over draw of S^{tr} and S^{val} from μ and D resp., for any $t = 1, \dots, T$, the classifier \hat{f} returned by **PI-EW** in line 9 satisfies:

$$\begin{aligned} \max_h \sum_i \bar{\beta}_{ii}^t C_i^D[h] - \sum_i \bar{\beta}_{ii}^t C_i^D[\hat{f}] &\leq QB' \mathbf{E}_x [\|\eta^{\text{tr}}(x) - \hat{\eta}^{\text{tr}}(x)\|_1] + 2\nu \\ &+ 2Q\sqrt{Lm} \kappa(\delta/T, n^{\text{tr}}, n^{\text{val}}, \nu') + \mathcal{O} \left(\lambda m \sqrt{\frac{m \log(m) \log(n^{\text{val}}) + \log(m/\delta)}{n^{\text{val}}}} \right). \end{aligned}$$

Proof. The proof is the same as that of Lemma 9 for the “known ψ ” case, with the only difference being that we use Lemma 16 (instead of Lemma 7) to bound the linear maximization errors in equation (20). \square

Proof of Theorem 14. The proof follows from plugging Lemma 17 into the Frank-Wolfe convergence guarantee in Lemma 11 stated in Appendix B.3. \square

E Running Time of Algorithm 3

We discuss how one iteration of FW-EG (Algorithm 3) compares with one iteration (epoch) of training a class-conditional probability estimate $\hat{\eta}^{\text{tr}}(x) \approx \mathbf{P}^\mu(y = 1|x)$. In each iteration of FW-EG, we create Lm probing classifiers, where each probing classifier via (12) only requires perturbing the predictions of the base classifier $\bar{h} = h^t$ and hence requires $n^{\text{tr}} + n^{\text{val}}$ computations. After constructing the Lm probing classifiers, FW-EG solves a system of linear equations with Lm unknowns, where a naïve matrix inversion approach requires $O((Lm)^3)$ time. Notice that this can be further improved with efficient methods, e.g., using state-of-the-art linear regression solvers. Then FW-EG creates a plugin classifier and combines the predictions with the Frank-Wolfe style updates, requiring $Lm(n^{\text{tr}} + n^{\text{val}})$ computations. So, the overall time complexity for each iteration of FW-EG is $O(Lm(n^{\text{tr}} + n^{\text{val}}) + (Lm)^3)$. On the other hand, one iteration (epoch) of training $\hat{\eta}^{\text{tr}}(x)$ requires $O(n^{\text{tr}} H m)$ time, where H represents the total number of parameters in the underlying model architecture up to the penultimate layer. For deep networks such as ResNets (Sections 7.1 and 7.3), clearly, the run-time is dominated by the training of $\hat{\eta}^{\text{tr}}(x)$, as long as L and m are relatively small compared to the number of parameters in the neural network. Thus our approach is reasonably faster than having to train the model for $\hat{\eta}^{\text{tr}}$ in each iteration (Jiang et al., 2020), training the model (such as ResNets) twice (Patrini et al., 2017), or making multiple forward/backward passes on the training and validation set requiring three times the time for each epoch compared to training $\hat{\eta}^{\text{tr}}$ (Ren et al., 2018).

F Plug-in with Coordinate-wise Search Baseline

We describe the Plug-in [train-val] baseline used in Section 7, which constructs a classifier $\hat{h}(x) \in \arg\max_{i \in [m]} w_i \hat{\eta}_i^{\text{val}}(x)$, by tuning the weights $w_i \in \mathbb{R}$ to maximize the given metric on the validation set. Note that there are m parameters to be tuned, and a naïve approach would be to use an m -dimensional grid search. Instead, we use a trick from Hiranandani et al. (2019b) to decompose this

search into an independent coordinate-wise search for each w_i . Specifically, one can estimate the relative weighting w_i/w_j between any pair of classes i, j by constructing a classifier of the form

$$h^\zeta(x) = \begin{cases} i & \text{if } \zeta \hat{\eta}_i^{\text{tr}}(x) > (1 - \zeta) \hat{\eta}_j^{\text{tr}}(x) \\ j & \text{otherwise} \end{cases},$$

which predicts either class i or j based on which of these receives a higher (weighted) probability estimates, and (through a line search) finding the parameter $\zeta \in (0, 1)$ for which h^ζ yields the highest validation metric:

$$w_i/w_j \approx \operatorname{argmax}_{\zeta \in [0,1]} \hat{\mathcal{E}}^{\text{val}}[h^\zeta].$$

By fixing i to class m , and repeating this for classes $j \in [m - 1]$, one can estimate w_j/w_m for each $j \in [m - 1]$, and normalize the estimated related weights to get estimates for w_1, \dots, w_m .

G Solving Constrained Satisfaction Problem in (11)

We describe some common special cases where one can easily identify classifiers $h^{\ell,i}$'s which satisfy the constraints in (11). We will make use of a pre-trained class probability model $\hat{\eta}_i^{\text{tr}}(x) \approx \mathbf{P}^\mu(y = i|x)$, also used in Section 4 to construct the plug-in classifier in Algorithm 2. The hypothesis class \mathcal{H} we consider is the set of all plug-in classifiers obtained by post-shifting $\hat{\eta}^{\text{tr}}$.

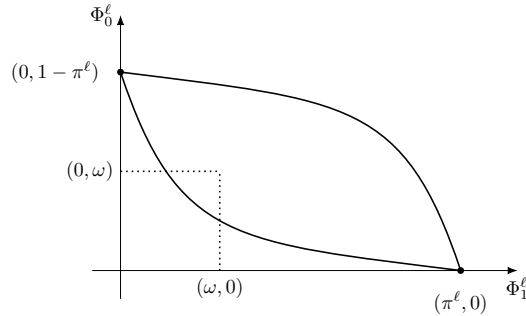


Figure: Geometry of the space of Φ -confusions (Hiranandani et al., 2019a) for $m = 2$ classes and with basis functions $\phi^\ell(x) = \mathbf{1}(g(x) = \ell)$ which divide the data into L disjoint clusters. For a fixed cluster ℓ , we plot the values of $\Phi_0^{\mu,\ell}[h]$ and $\Phi_1^{\mu,\ell}[h]$ for all randomized classifiers, with $\pi^\ell = \mathbf{P}^\mu(y = 1, g(x) = \ell)$. The points on the lower boundary correspond to classifiers of the form $\mathbf{1}(\eta^{\text{tr}}(x) \leq \tau)$ for varying thresholds $\tau \in [0, 1]$. The points on the lower boundary within the dotted box correspond to the thresholded classifiers h which yield both values $\Phi_0^{\mu,\ell}[h] \leq \omega$ and $\Phi_1^{\mu,\ell}[h] \leq \omega$. One can thus find a feasible probing classifier $h^{\ell,i}$ for the constrained optimization problem in (11) using the construction given in (24) as long as $\pi^\ell \geq \gamma$ and $1 - \pi^\ell \geq \gamma$, and the lower boundary intersects with the dotted box for clusters $\ell' \neq \ell$. If the latter does not happen, one can increase ω in small steps until the classifier given in (24) is feasible for (11).

We start with a binary classification problem ($m = 2$) with basis functions $\phi^\ell(x) = \mathbf{1}(g(x) = \ell)$, which divide the data points into L disjoint groups according to $g(x) \in [L]$. For this setting, one can show under mild assumptions on the data distribution that (11) does indeed have a feasible solution (using e.g. the geometric techniques used by Hiranandani et al. (2019a) and also elaborated in the figure above). One such feasible $h^{\ell,i}$ predicts class $i \in \{0, 1\}$ on all example belonging to group

ℓ , and uses a thresholded of $\hat{\eta}^{\text{tr}}$ for examples from other groups, with per-cluster thresholds. This would have the effect of maximizing the diagonal entry $\hat{\Phi}_i^{\text{tr},\ell}[h^{\ell,i}]$ of $\hat{\Sigma}$ and the thresholds can be tuned so that the off-diagonal entries $\hat{\Phi}_{i'}^{\text{tr},\ell'}[h^{\ell,i}], \forall (\ell', i') \neq (\ell, i)$ are small. More specifically, for any $\ell \in [L], i \in \{0, 1\}$, the classifier $h^{\ell,i}$ can be constructed as:

$$h^{\ell,i}(x) = \begin{cases} i & \text{if } g(x) = \ell \\ \mathbf{1}(\hat{\eta}^{\text{tr}}(x) \leq \tau_{g(x)}) & \text{otherwise,} \end{cases} \quad (24)$$

where the thresholds $\tau_{\ell'} \in [0, 1], \ell' \neq \ell$ can each be tuned independently using a line search to minimize $\max_{i'} \hat{\Phi}_{i'}^{\text{tr},\ell'}[h^{\ell,i}]$. As long as $\hat{\eta}^{\text{tr}}$ is a close approximation of $\mathbf{P}(y|x)$, the above procedure is guaranteed to find an approximately feasible solution for (11), provided one exists. Indeed one can tune the values of γ and ω in (11), so that the above construction (with tuned thresholds) satisfies the constraints.

We next look a multiclass problem ($m > 2$) with basis functions $\phi^\ell(x) = \mathbf{1}(g(x) = \ell)$ which again divide the data points into L disjoint groups. Here again, one can show under mild assumptions on the data distribution that (11) does indeed have a feasible solution (using e.g. the geometric tools from Hiranandani et al. (2019b)). We can once again construct a feasible $h^{\ell,i}$ by predicting class $i \in [m]$ on all example belonging to group ℓ , and using a post-shifted classifier for examples from other groups. In particular, for any $\ell \in [L], i \in [m]$, the classifier $h^{\ell,i}$ can be constructed as:

$$h^{\ell,i}(x) = \begin{cases} i & \text{if } g(x) = \ell \\ \arg\max_{j \in [m]} w_j^{g(x)} \hat{\eta}_j^{\text{tr}}(x) & \text{otherwise} \end{cases}, \quad (25)$$

where we use m parameters $w_1^{\ell'}, \dots, w_m^{\ell'}$ for each cluster $\ell' \neq \ell$. We can then tune these m parameters to minimize the maximum of the off-diagonal entries of $\hat{\Sigma}$, i.e. minimize $\max_{i'} \hat{\Phi}_{i'}^{\text{tr},\ell'}[h^{\ell,i}]$. However, this may require an m -dimensional grid search. Fortunately, as described in Section F, we can use a trick from Hiranandani et al. (2019b) to reduce the problem of tuning m parameters into m independent line searches. This is based on the idea that the optimal relative weighting $w_i^{\ell'}/w_j^{\ell'}$ between any pair of classes can be determined through a line search. In our case, we will fix $w_m^{\ell'} = 1, \forall \ell' \neq \ell$ and compute $w_i^{\ell'}, i = 1, \dots, m-1$ by solving the following one-dimensional optimization problem to determine the relative weighting $w_i^{\ell'}/w_m^{\ell'} = w_i^{\ell'}$.

$$w_i^{\ell'} \in \operatorname{argmin}_{\zeta \in [0,1]} \left(\max_{i'} \hat{\Phi}_{i'}^{\text{tr},\ell'}[h^\zeta] \right), \quad \text{where} \quad h^\zeta(x) = \begin{cases} i & \text{if } \zeta \hat{\eta}_i^{\text{tr}}(x) < (1 - \zeta) \hat{\eta}_m^{\text{tr}}(x) \\ m & \text{otherwise} \end{cases}.$$

We can repeat this for each cluster $\ell' \neq \ell$ to construct the (ℓ, i) -th probing classifier $h^{\ell,i}$ in (25).

For the more general setting, where the basis functions ϕ^ℓ 's cluster the data into overlapping or soft clusters (such as in (6) or (7)), one can find feasible classifiers for (11) by posing this problem as a “rate” constrained optimization problem of the form below to pick $h^{\ell,i}$:

$$\max_{h \in \mathcal{H}} \hat{\Phi}_i^{\text{tr},\ell}[h] \quad \text{s.t.} \quad \hat{\Phi}_{i'}^{\text{tr},\ell'}[h] \leq \omega, \forall (\ell', i') \neq (\ell, i),$$

which can be solved using off-the-shelf toolboxes such as the open-source library offered by Cotter et al. (2019b).³ Indeed one can tune the hyper-parameters γ and ω so that the solution to the above

³https://github.com/google-research/tensorflow_constrained_optimization

Table 6: Data Statistics for different problem setups in Section 7.

Problem Setup	Dataset	#Classes	#Features	train / val / test split
Indepen. Label Noise (Section 7.1)	CIFAR-10	10	32×32	44K / 1K / 10K
Proxy-Label (Section 7.2)	Adult	2	101	32K / 350 / 16K
Domain-Shift (Section 7.3)	Adience	2	$256 \times 256 \times 3$	12K / 800 / 3K
Black-Box Fairness Metric (Section 7.4)	Adult	2 (2 prot. groups)	106	32K / 1.5K / 14K

problem is feasible for (11). If \mathcal{H} is the set of plug-in classifiers obtained by post-shifting $\hat{\eta}^{\text{tr}}$, then one can alternatively use the approach of Narasimhan (2018) to identify the optimal post-shift on $\hat{\eta}^{\text{tr}}$ that solves the above constrained problem.

H Additional Experimental Details

For the experiments (Section 7), we provide the data statistics in Table 6. Observe that we always use small validation data in comparison to the size of the training data. Below we provide some more details regarding the experiments:

- *Maximizing Accuracy under Label Noise on CIFAR-10 (Section 7.1)*: The metric that we aim to optimize is test accuracy, which is a linear metric in the diagonal entries of the confusion matrix. Notice that we work with the *asymmetric* label noise model from Patrini et al. (2017), which corresponds to the setting where a label is flipped to a particular label with a certain probability. This involves a non-diagonal noise transition matrix \mathbf{T} , and consequently the corrected training objective is a linear function of the entire confusion matrix. Indeed, the loss correction approach from (Patrini et al., 2017) makes use of the estimate of the entire noise-transition matrix, including the off-diagonal entries. Whereas, our approach in the experiment elicits weights for the diagonal entries alone, but assigns a different set of weights for each basis functions, i.e., cluster. We are thus able to achieve better performance than Patrini et al. (2017) by optimizing correcting for the noise using a linear function of per-cluster diagonal entries. Indeed, we also observed that PI-EW often achieves better accuracy during cross-validation with ten basis functions, highlighting the benefit of underlying modeling in PI-EW. We expect to get further improvements by incorporating off-diagonal entries in PI-EW optimization on the training side as explained in Appendix A. We also stress that the results from our methods can be further improved by cross-validating over kernel width, UMAP dimensions, and selection of the cluster centers, which are currently set to fixed values in our experiments. Lastly, we did not compare to the Adaptive Surrogates (Jiang et al., 2020) for this experiment as this baseline requires to re-train the ResNet model in every iteration, and more importantly, this method constructs its probing classifiers by perturbing the parameters of the ResNet model several times in each iteration, which can be prohibitively expensive in practice.
- *Maximizing G-mean with Proxy Labels on Adult (Section 7.2)*: In this experiment, we use binary features as basis functions instead of RBF kernels as done in CIFAR-10 experiment. This reflects the flexibility of the proposed PI-EW and FW-EG methods. Our approach can incorporate any indicator features as basis function as long as it reflects cluster memberships. Moreover, our choice of basis function was motivated from choices made in (Jiang et al.,

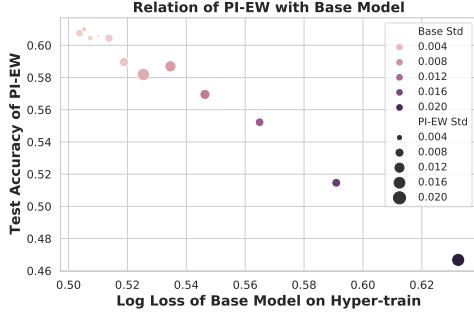


Figure 2: **Effect of quality of the base model $\hat{\eta}^{\text{tr}}$.** We take the same setup from Section 7.2 on Adult, except that we aim to optimize accuracy. We save an estimate of $\hat{\eta}^{\text{tr}}$ after every 50 batches (batch size 32) while training the logistic regression model, and use these estimates as inputs to PI-EW. In the figure, we see that as the base model’s quality improves (as measured by decrease in the log-loss on the hyper-train dataset), the test accuracies of PI-EW also improves. This is in alignment with Theorem 2, which suggests that the performance by classifier learned by PI-EW depends on how well $\hat{\eta}^{\text{tr}}$ fits the training conditional class probability distribution.

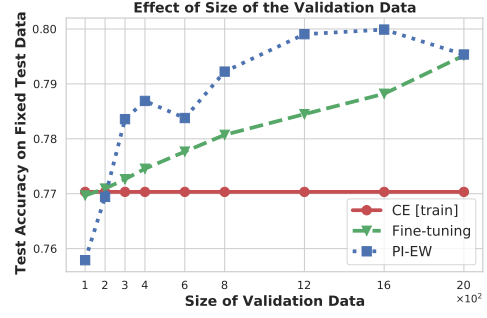


Figure 3: **Effect of size of the validation set.** We consider the same setup from Section 7.3 on Adience, except that we optimize the accuracy metric. Recall that we created the original test data based on the last three (6–8) age buckets. We set aside 50% of 6–8 age buckets data for testing, and sample varying sizes of validation data from the rest. In the figure, we see that PI-EW generally performs better than fine-tuning even for small validation sets and improves with larger validation set. The only exception is 100-sized validation set (0.8% of training data), where we see some overfitting. This happens because some choices of basis functions lead to very good performance on validation data but poor performance on the test set. When the validation set is large (17% of training data), as expected, fine-tuning achieves similar accuracy like ours.

2020). We expect to further improve our results by incorporating more binary features as basis functions.

- *Maximizing F-measure under Domain Shift on Adience (Section 7.3):* As mentioned in Section 7.3, for the basis functions, in addition to the default basis $\phi^{\text{def}}(x) = 1 \forall x$, we choose from subsets of six RBFs ϕ^1, \dots, ϕ^6 , centered at six random points from the validation set. We choose these subsets using knowledge of the underlying image classification task. Specifically, we cross-validate over three subsets of RBFs. When we use two Gaussian kernels, our cluster centers are two random validation samples, each belonging to one true class; when we use three Gaussian kernels, our cluster centers are random validation samples, each belonging to one age-bucket; when we use six Gaussian kernels, we choose six random validation sample, one for each of the true class \times age-bucket. We expect to further improve our results by cross-validating over kernel width and selection of the cluster centers. Lastly, we did not compare to Adaptive Surrogates, as this experiment again requires training a deep neural network model, and perturbing or retraining the model in each iteration can be prohibitively expensive in practice.
- *Maximizing Black-box Fairness Metric on Adult (Section 7.4):* In this experiment, since we

treat the metric as a black-box, we do not assume access to gradients and thus do not run the [known grad] variant of FW-EG. We only report the [unknown grad] variant of FW-EG with varied basis functions as shown in Table 5.

- *Ablation Studies (Section 7.5)*: We study the effect of quality of the base model $\hat{\eta}^{\text{tr}}$ on PI-EW in Figure 2, where PI-EW is cross-validated on the same choices of basis functions used in Section 7.2. In Figure 3, we study the effect of the validation set size on the performance on PI-EW, where PI-EW is cross-validated on the same choices of basis functions used in Section 7.3.