

DSRN: AN EFFICIENT DEEP NETWORK FOR IMAGE RELIGHTING

Sourya Dipta Das^{1,*} Nisarg A. Shah^{2,*} Saikat Dutta³ Himanshu Kumar²

¹ Jadavpur University, India ² IIT Jodhpur, India ³ IIT Madras, India
*Equal contribution

ABSTRACT

Custom and natural lighting conditions can be emulated in images of the scene during post-editing. Extraordinary capabilities of the deep learning framework can be utilized for such purpose. Deep image relighting allows automatic photo enhancement by illumination-specific retouching. Most of the state-of-the-art methods for relighting are run-time intensive and memory inefficient. In this paper, we propose an efficient, real-time framework Deep Stacked Relighting Network (DSRN) for image relighting by utilizing the aggregated features from input image at different scales. Our model is very lightweight with total size of about 42 MB and has an average inference time of about 0.0116s for image of resolution 1024×1024 which is faster as compared to other multi-scale models. Our solution is quite robust for translating image color temperature from input image to target image and also performs moderately for light gradient generation with respect to the target image. Additionally, we show that if images illuminated from opposite directions are used as input, the qualitative results improve over using a single input image.

Index Terms— CNN, Image relighting, End-to-end, Lightweight, DSRN

1. INTRODUCTION

Appropriate illumination is essential to obtain the desired images of a scene. But this cannot be achieved efficiently as one has very little or no control over the lighting. However, images can be modified to emulate the desired illumination conditions of the scene after the imaging process. There exist many digital tools for illumination manipulation but most of the tools have limited ability to manipulate the for small fluctuations in intensity or color. Whereas, the state-of-the-art[1, 2, 3] methods for illumination editing, which are based on Deep learning framework have much better illumination-editing capabilities compared to professionally available tools, however they are computationally and memory intensive. This paper aims to develop an effective, lightweight framework for illumination editing that can also be deployed in the low-resource computing devices such as mobile.

The image of a scene for a given illumination depends upon the various factors such as number and position of sources,

surface properties, image plane position and properties of illumination. The radiant energy I_p due to the point source I_s at a given point at distance r is given as in Equation 1.

$$I_p = \frac{I_s}{4\pi r^2} \hat{r} \quad (1)$$

Similarly, interaction of light with objects depends upon the properties of the surface such as orientation, texture and colour. The Phong model [4] given in Equation 2 can be utilized to describe the reflection of the various surfaces in such an illumination condition and thus re-target the image appropriately for the case when the illumination source has been shifted to other locations.

$$I = I_p K_d \hat{N} \cdot \hat{L} + K_a I_a \quad (2)$$

Here, K_d is surface diffuse reflectivity, I_p is point source intensity, \hat{N} is surface normal, \hat{L} is the light direction, K_a is the ambient reflectivity and I_a is the ambient light intensity. In this work, we have considered only the diffused part of reflected light. Shadows are also one of the most important signs of the light source position. Previous methods such as [5] produce the most aesthetic result but are dependent on 3D models and priors for ascertaining the shadows and casting of shadows from the direction of the new light source.

Here, the problem description is to transfer one fixed set of illumination settings which is illumination direction and color temperature of the light source, from an input image taken at a scene to another fixed set of illumination settings as target image at the same scene. In this paper, we are considering this case as single view problem. Along with this single view problem, we have also shown a study on multi-illumination approach where images having same colour temperature but opposite illumination direction are fused together to create a new average input image which can be used as input to reconstruct the output by our proposed method having illumination settings as same as the target image. For both of the approaches, we are using a fast and efficient network called Deep Stacked Relighting Network (DSRN). We have done two separate studies on two approaches and have concluded that using two stage training process improved model's performance and using multi view approach to this relighting problem, have solved lot of discrepancy in the results which we can find often for single view approach.

2. RELATED WORK

Deep learning based methods have played a vital role in relighting real-life and synthetic scenarios with great efficiency. Gafton *et al.* [3] proposed a GAN based Image translation methods like pix2pix [6]. There is no additional knowledge requirement of the view geometry and parameters to generate proper lighting effects in this type of approach. Zhou *et al.* [7] proposed the use of Spherical Harmonics lighting parameters [8] in the bottleneck layer of the U-Net hourglass network to achieve state-of-the-art results over the portrait relighting task. Ren *et al.* [9] introduces a regression-based neural network for relighting real-world scenes from a small number of images. We infer from these methods that the relighting problem can be reformulated as a image color translation from input image to target image and relighting based upon the explicit geometry information is computation intensive. Xu *et al.* [10] proposed a deep learning-based framework to generate images under novel illumination using only five images captured under pre-defined directional lights. Their framework included a fully convolution neural network to predict the relighting function and input light direction. Murmann *et al.* [11] introduced a new multi-illumination dataset of real scenes captured under varying lighting conditions in high dynamic range and high resolution. They also proposed the use of U-net[12] for single-image relighting, treating as an image-to-image translation problem. It is a general observation that a minor change in lighting conditions alters many features in a scene and leads to deep neural network performance degradation. The approach proposed by Carlson *et al.* [2] shows an application to relight outdoor scenes by adding a realistic shadow, shading, and other lighting effects onto an image used for tasks such as detection, recognition, and segmentation in urban driving scenes. This approach would be beneficial to make models for such tasks more robust. The notion of geometry can be encoded in much efficiency in the encoder-decoder framework and by usage of multiple views of the scene. We encapsulate this information by using the stacked deep architecture as opposed to state of the art methods.

3. PROPOSED APPROACH

Base Network: We use a multi-scale network which works on a three-level image pyramid. In each level of the network, we have an encoder and a decoder. Decoder output of each level is upscaled and added to input image in next level and passed to encoder of next level. To capture global contextual information better, encoder output of each level is added with encoder output of previous level before feeding it to decoder.

Let the input of encoder at i -th level (enc_i) be in_i and output of decoder at i -th level (out_i) be out_i . in_i and out_i are given by,

$$in_i = I_i + up(out_{i+1}) \quad (3)$$

$$F_i = enc_i(in_i) \quad (4)$$

$$G_i = F_i + up(G_{i+1}) \quad (5)$$

$$out_i = dec_i(G_i) \quad (6)$$

where, I_i is the image at i -th level of image pyramid. We can not improve performance of our model by adding additional lower levels in the base network as discussed in [13]. Thus, we cascade the same network twice to increase the performance of our network. We refer our final model as Deep Stacked Relighting Network (DSRN). The model architecture diagram is shown in Fig. 1.

Fig. 2 shows details of Encoder and Decoder architecture. Both encoder and decoder have a three-level hierarchy. Each hierarchy contains two residual blocks. Strided convolution is used for reducing spatial dimension in encoder and Transposed Convolution is used for increasing spatial dimension in decoder.

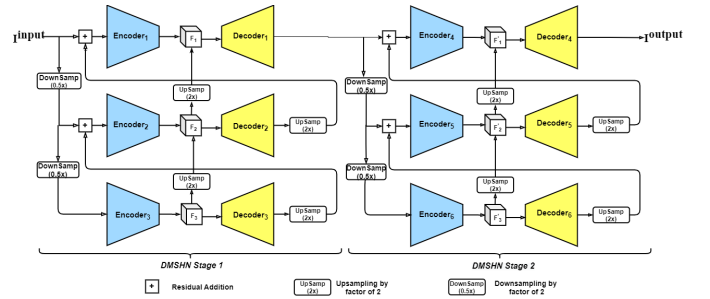


Fig. 1. Architecture Diagram of proposed DSRN

Single-illumination Approach: In case of Single illumination data, images where illumination in the scene is coming from one particular direction and have certain color temperature is taken as input image. As a target image, image with different colour temperature than input image and direction of illumination is also changed from the input image.

Multi-illumination Approach: It is difficult to recover details in the dark regions of a single input image. On the other hand, if we have another input image of the same scene

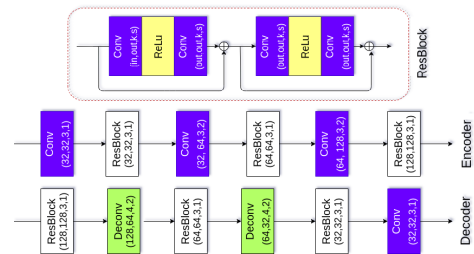


Fig. 2. Architecture diagram of Encoder and Decoder.




Fig. 3. Examples of images at different stages during pre-processing for multi-illumination approach. From left: (a) Input image, $I_{(D,T)}^{input}$, (b) Input image, $I_{(D^*,T)}^{input}$, (c) Processed weighted average or overlaid Image, I_{Avg}^{input} , (d) Target Image

illuminated from opposite direction, most regions in the scene will appear to be bright in at least one of the input images. In multi-illumination approach, we leverage this extra information for image relighting. In case of multi-illumination, two images where illumination is coming from two opposite direction in the scene having same colour temperature, are weighted averaged together to get input overlaid image for the model. Target image for this case is same as for the single-illumination case.

$$I_{Avg}^{input} = W_1 * I_{(D,T)}^{input} + W_2 * I_{(D^*,T)}^{input} \quad (7)$$

Here, $I_{(D,T)}^{input}$ is an image having illumination direction D and color temperature T , $I_{(D^*,T)}^{input}$ is an image having opposite illumination direction D^* and color temperature T , and I_{Avg}^{input} is input overlaid or average image. Initially for our experiments, we have used $T = 6500$ for input image, and D and D^* are North (N) and South (S) directions respectively. The weight values 0.5 is used for both W_1 and W_2 .

Loss function: We have done two stage training to enhance our results. First, we are using only L_2 loss as a reconstruction loss to train our model. Then, we used a linearly weighted loss function as objective loss function in second phase of training to get our final trained model. The combined loss function, L_{CL} is given by,

$$L_{CL} = \lambda_1 * L_1 + \lambda_2 * L_{SSIM} + \lambda_3 * L_p + \lambda_4 * L_{tv} \quad (8)$$

where, L_1 is Mean Absolute Error (MAE) loss, L_{SSIM} is SSIM loss [14], L_p is Perceptual loss [15] and L_{tv} is TV loss [16]. During training, values of λ_1 , λ_2 , λ_3 and λ_4 are chosen to be 1, 5×10^{-3} , 6×10^{-3} and 2×10^{-8} respectively.

Table 1. Performance of the proposed relighting frameworks for various loss functions.

Method	PSNR \uparrow	SSIM \uparrow	LPIPS \downarrow
Base Network (L_{MSE})	16.94	0.5659	0.4933
Base Network (L_{CL})	17.20	0.5696	0.3712
DSRN (L_{MSE})	17.53	0.5673	0.4253
DSRN (L_{CL})	17.89	0.5899	0.4088

We optimized the proposed DSRN by employing the performance test with different loss function and architecture.

We utilized L_2 loss (L_{MSE}) and Combined Loss (L_{CL}) to train our networks. Table 1 presents the performance of the proposed Base and Stacked Networks trained with different loss functions. We observe from the table that our stacked model, DSRN, provides optimal performance for Combined Loss (L_{CL}) function.

4. RESULTS AND DISCUSSION

System Description: Our performance evaluation framework includes Pytorch in Linux environment with AMD 1950X processor along with 64GB RAM and 11 GB NVIDIA GTX 1080 Ti GPU. In all of our experiments, an initial learning rate of 2×10^{-3} is selected which is gradually decreased to 5×10^{-5} . During training, the Batch Size is 2 and we are resizing input image from 1024×1024 to 512×512 .

Dataset Details: We have utilized VIDIT dataset [17] for our experiments. The dataset contains 15600 images from 390 different scenes in 40 different illumination settings. The scenes are illuminated with 5 sources of different color temperatures from 8 azimuthal angle directions one at a time. We have used 300 scene images of size 512×512 for training and 45 scene images for validation and testing each. For multi-illumination approach, we need multi-illumination data for both training and validation but as multi-illumination data for validation set is not available, we split up our training data into two sets of custom training and custom test set. For custom test set, we sampled 60 images randomly from whole training data.

Evaluation: We report the performance comparison over validation dataset as ground truth for test set is not made publicly available. We compare the performance using metrics PSNR, SSIM and LPIPS [18].

Table 2. Performance comparison of proposed DSRN with state of the art methods on [17].

Method	PSNR \uparrow	SSIM \uparrow	LPIPS \downarrow	Runtime (s)
Pix2Pix [6]	16.28	0.553	0.482	0.2504
Dense-GridNet [19]	16.67	0.2811	0.3691	0.9326
SRN [20]	16.94	0.5660	0.4319	0.8710
DRN [1]	17.59	0.596	0.440	0.5012
DSRN (Proposed)	17.89	0.5899	0.4088	0.0116

Table 2 presents the performance comparison of the proposed DSRN framework for relighting with the state of the art methods [19], [20] and [1]. We observe from the table that the proposed DSRN based relighting framework produces more accurate output with more than 25x speedup in the computation time. This highlights the efficacy of the proposed DSRN for the real-time relighting.

We also present the qualitative comparison of image relighting of proposed DSRN framework with state-of-the art methods as shown in the Fig. 4. We observe from the figure that the proposed method produces relighting output of higher



Fig. 4. Qualitative comparison of proposed DSRN with state of the art methods. From left: (a) Input Image ($I_{(D,T)}^{input}$), (b) SRN [20], (c) Dense-GridNet [19], (d) DRN[1], (e) Base Network (Proposed), (f) DSRN (Proposed), (g) Ground Truth.



Fig. 5. Qualitative Comparison of our method for Multi-illumination Approach against Ground Truth on custom test data. From left: (a) Input Image ($I_{(D,T)}^{input}$), (b) Input Image (I_{Avg}^{input}), (d) Base Network with L_2 Loss, (e) Base Network with Combined Loss, (f) DSRN with L_2 Loss, (g) DSRN with Combined Loss, (h) Ground Truth.

quality compared to state of the art methods [19], [20] and [1] which suffer from the various relighting-artifacts.

We have also extended the proposed DSRN framework for multi-illumination case to improve the results in the saturation regions. We evaluated the performance of the multi-illumination based approach on custom dataset. Table 3 shows the performance metrics for the multi-illumination based image relighting frameworks. We observe from the Table 1 and 3 that DSRN leverages the most from the additional information and results in significant improvement in PSNR, SSIM and LPIPS. This validates the efficacy of the proposed DSRN for image relighting task. We also present the qualitative per-

Table 3. Performance metrics for the multi-illumination based relighting using proposed DSRN on [17].

Method	PSNR \uparrow	SSIM \uparrow	LPIPS \downarrow
Base Network (L_{MSE})	17.88	0.6372	0.2547
Base Network (L_{CL})	17.87	0.6445	0.2532
DSRN (L_{MSE})	19.02	0.6725	0.3913
DSRN (L_{CL})	19.25	0.7038	0.3265

formance improvement in the image relighting results due to usage of the multi-illumination data as shown in the Fig. 5. We observe from the figure that multi-illumination data improves the quality of relighted images in the saturation regions.

We also tested the performance of the multi-illumination based image relighting for various combinations of the illumination and target illumination as given in Table 4. We observe from the table that the proposed DSRN is robust with respect to different illumination conditions. Also, illumination com-

ination covering the entire depth of the scene (N and S) is usually more preferable compared to other combination. Thus, we conclude from the results that the proposed framework of DSRN is an effective framework for real-time image relighting. The utilization of multi-illumination data further improves the performance of the proposed framework.

Table 4. Performance metrics for proposed relighting using DSRN for multi-illumination conditions.

Source Settings	Target Settings	PSNR \uparrow	SSIM \uparrow	LPIPS \downarrow
N and S	E	19.25	0.7038	0.3265
N and S	W	19.55	0.6955	0.2860
E and W	S	19.55	0.6797	0.2839
E and W	N	17.53	0.6556	0.3169

5. CONCLUSION

In this paper, we have proposed a fast and lightweight stacked network, DSRN for image relighting. The proposed network achieves state-of-the-art results with more than 25x speedup. We have adopted a two-stage training process to improve results both quantitatively and qualitatively. Through extensive experiments, we have demonstrated the capability of the proposed DSRN in both single-illumination and multi-illumination settings. In future, we would like to explore this aspect to develop a more complete image relighting framework. Also, we would also like to include the both diffused and specular components of the reflected illumination for better and more realistic scene relighting in the future.

6. REFERENCES

- [1] Li-Wen Wang, Wan-Chi Siu, Zhi-Song Liu, Chu-Tak Li, and Daniel PK Lun, “Deep relighting networks for image light source manipulation,” *arXiv preprint arXiv:2008.08298*, 2020.
- [2] Alexandra Carlson, Ram Vasudevan, and Matthew Johnson-Roberson, “Shadow transfer: Single image relighting for urban road scenes,” *arXiv preprint arXiv:1909.10363*, 2019.
- [3] Paul Gafton and Erick Maraz, “2d image relighting with image-to-image translation,” *arXiv preprint arXiv:2006.07816*, 2020.
- [4] Bui Tuong Phong, “Illumination for computer generated pictures,” *Communications of the ACM*, vol. 18, no. 6, pp. 311–317, 1975.
- [5] Julien Philip, Michaël Gharbi, Tinghui Zhou, Alexei A Efros, and George Drettakis, “Multi-view relighting using a geometry-aware network,” *ACM Transactions on Graphics (TOG)*, vol. 38, no. 4, pp. 1–14, 2019.
- [6] Phillip Isola, Jun-Yan Zhu, Tinghui Zhou, and Alexei A Efros, “Image-to-image translation with conditional adversarial networks,” in *Proceedings of the IEEE conference on computer vision and pattern recognition*, 2017, pp. 1125–1134.
- [7] Hao Zhou, Sunil Hadap, Kalyan Sunkavalli, and David W Jacobs, “Deep single-image portrait relighting,” in *Proceedings of the IEEE International Conference on Computer Vision*, 2019, pp. 7194–7202.
- [8] Soumyadip Sengupta, Angjoo Kanazawa, Carlos D Castillo, and David W Jacobs, “Sfsnet: Learning shape, reflectance and illuminance of faces in the wild,” in *Proceedings of the IEEE Conference on Computer Vision and Pattern Recognition*, 2018, pp. 6296–6305.
- [9] Peiran Ren, Yue Dong, Stephen Lin, Xin Tong, and Baoning Guo, “Image based relighting using neural networks,” *ACM Transactions on Graphics (TOG)*, vol. 34, no. 4, pp. 1–12, 2015.
- [10] Zexiang Xu, Kalyan Sunkavalli, Sunil Hadap, and Ravi Ramamoorthi, “Deep image-based relighting from optimal sparse samples,” *ACM Transactions on Graphics (TOG)*, vol. 37, no. 4, pp. 1–13, 2018.
- [11] Lukas Murmann, Michael Gharbi, Miika Aittala, and Fredo Durand, “A dataset of multi-illumination images in the wild,” in *Proceedings of the IEEE International Conference on Computer Vision*, 2019, pp. 4080–4089.
- [12] Olaf Ronneberger, Philipp Fischer, and Thomas Brox, “U-net: Convolutional networks for biomedical image segmentation,” in *International Conference on Medical image computing and computer-assisted intervention*. Springer, 2015, pp. 234–241.
- [13] Hongguang Zhang, Yuchao Dai, Hongdong Li, and Piotr Koniusz, “Deep stacked hierarchical multi-patch network for image deblurring,” in *Proceedings of the IEEE/CVF Conference on Computer Vision and Pattern Recognition (CVPR)*, June 2019.
- [14] Zhou Wang, Alan C Bovik, Hamid R Sheikh, and Eero P Simoncelli, “Image quality assessment: from error visibility to structural similarity,” *IEEE transactions on image processing*, vol. 13, no. 4, pp. 600–612, 2004.
- [15] Leon A Gatys, Alexander S Ecker, and Matthias Bethge, “Image style transfer using convolutional neural networks,” in *Proceedings of the IEEE conference on computer vision and pattern recognition*, 2016, pp. 2414–2423.
- [16] Aravindh Mahendran and Andrea Vedaldi, “Understanding deep image representations by inverting them,” in *Proceedings of the IEEE conference on computer vision and pattern recognition*, 2015, pp. 5188–5196.
- [17] Majed El Helou, Ruofan Zhou, Johan Barthas, and Sabine Süsstrunk, “Vidit: Virtual image dataset for illumination transfer,” *arXiv preprint arXiv:2005.05460*, 2020.
- [18] Richard Zhang, Phillip Isola, Alexei A Efros, Eli Shechtman, and Oliver Wang, “The unreasonable effectiveness of deep features as a perceptual metric,” in *Proceedings of the IEEE conference on computer vision and pattern recognition*, 2018, pp. 586–595.
- [19] Xiaohong Liu, Yongrui Ma, Zhihao Shi, and Jun Chen, “Griddehazenet: Attention-based multi-scale network for image dehazing,” in *ICCV*, 2019.
- [20] Xin Tao, Hongyun Gao, Xiaoyong Shen, Jue Wang, and Jiaya Jia, “Scale-recurrent network for deep image deblurring,” in *Proceedings of the IEEE Conference on Computer Vision and Pattern Recognition*, 2018, pp. 8174–8182.