

Less is More: Pre-training a Strong Siamese Encoder Using a Weak Decoder

Shuqi Lu¹ Chenyan Xiong² Di He² Guolin Ke² Waleed Malik² Zhicheng Dou¹
Paul Bennett² Tiegang Liu² Arnold Overwijk²

Abstract

Many real-world applications use Siamese networks to efficiently match text sequences at scale, which require high-quality sequence encodings. This paper pre-trains language models dedicated to sequence matching in Siamese architectures. We first hypothesize that a representation is better for sequence matching if the entire sequence can be reconstructed from it, which, however, is unlikely to be achieved in standard autoencoders: A strong decoder can rely on its capacity and natural language patterns to reconstruct and bypass the needs of better sequence encodings. Therefore we propose a new self-learning method that pre-trains the encoder with a *weak* decoder, which reconstructs the original sequence from the encoder’s [CLS] representations but is restricted in both capacity and attention span. In our experiments on web search and recommendation, the pre-trained SEED-Encoder, “SiamEsE oriented encoder by reconstructing from weak decoder”, shows significantly better generalization ability when fine-tuned in Siamese networks, improving overall accuracy and few-shot performances. Our code and models will be released.

1. Introduction

Many applications of pre-trained language models can be categorized into two groups: sequence(s) labeling and sequence matching (Devlin et al., 2018; Lee et al., 2019). As in Figure 1(a), sequence(s) labeling is to take one or the concatenation of multiple sequences, represent them using a pre-trained model, often a Transformer (Vaswani et al., 2017), and predict a label (Wang et al., 2018). Sequence matching (Figure 1(b)) is to first encode each sequence individually and then match them in the embedding space using

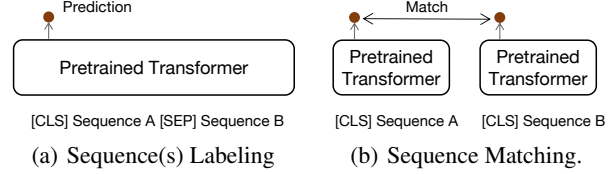


Figure 1. Two Ways to Use Pre-Trained Language Models

simple distance metrics (Lee et al., 2019).

The two approaches have different advantages. The concatenate-and-predict sequence(s) labeling grants the Transformer access to token-level interactions, where its pre-trained attention mechanism thrives. Off-the-shelf pre-trained Transformers, e.g., BERT and its variants (Raffel et al., 2019; Liu et al., 2019), are the standard in text classification, document reranking, reading comprehension, etc.

On the other hand, sequence matching provides the efficiency at scale which is critical in web search, open-domain question answering, and many other scenarios, where the task is to match best sequences in a large corpus for a given “query” sequence (Lee et al., 2019; Karpukhin et al., 2020). It is infeasible to concatenate and infer all sequences in the corpus with the query. Instead, pre-trained Transformers are employed in the *Siamese* architecture, which first independently encodes the sequences in the corpus offline and then matches their pre-computed encodings with the query encoding (Reimers & Gurevych, 2019a).

The Siamese architecture restricts Transformers from using token-level interactions across sequences; they have to purely rely on one (or a handful of) embeddings per sequence to conduct the sequence matching. This is much harder as the pre-trained models need to capture all the minutiae of the entire sequence into one vector. Empirically, existing pre-trained models struggle in sequence matching with Siamese network (Reimers & Gurevych, 2019a) and require more sophisticated fine-tuning strategies compared to in sequence(s) labeling (Xiong et al., 2021).

In this paper, we pre-train language models dedicated to sequence matching with Siamese architecture. Following autoencoder (Vincent et al., 2010; Kingma & Welling, 2013), we aim to obtain a better sequence encoding (the [CLS])

¹Renmin University of China {lusq, dou}@ruc.edu.cn

²Microsoft {Chenyan.Xiong, dihe, Guolin.Ke, Waleed.Malik, Paul.N.Bennett, tyliu, Arnold.Overwijk}@microsoft.com.

embedding) by improving its ability to reconstruct the original texts. To achieve that, we propose a self-learning task that employs an auxiliary decoder that learns to reconstruct the input from the pre-training encoder’s [CLS] embeddings. In addition, we mathematically show that to ensure the representation power of the [CLS] embedding, we need to avoid the decoder exploiting language patterns and by-passing the need for better sequence representations.

To address this, we deliberately make the decoder weaker by restricting its parameter capacity and attention flexibility. This way, our SEED-Encoder, “SiamEsE oriented encoder by reconstructing from weak Decoder”, creates an information bottleneck on the [CLS] embedding that forces the encoder and decoder to improve its informativeness during pre-training. In our experiments on two real-world applications, web search (MSMARCO (Bajaj et al., 2016)) and news recommendation (MIND (Wu et al., 2020b)), we confirm that SEED-Encoder produces a significantly better starting point for state-of-the-art Siamese models (Karpukhin et al., 2020; Xiong et al., 2021), elevating them to achieve higher accuracy and better few-shot ability. As illustrated in our studies, SEED-Encoder indeed obtains *more* encoding power by allocating *less* capacity to the decoder.

2. Related work

Pre-training Language Models. Masked Language Modeling (MLM) (Devlin et al., 2018) is one of the most effective ways to learn contextual text representations. It first randomly masks some positions in a sentence and then pre-trains a Transformer to recover them. Motivated from MLM, many token-level tasks have been proposed, such as span masking (Joshi et al., 2020), whole-word masking (Liu et al., 2019) and replacement detection (Clark et al., 2020). Besides token-level tasks, there are also attempts to design sentence-level tasks during pre-training. The next sentence prediction task is proposed in Devlin et al. (2018) which trains the model to predict whether two sentences are contiguous. Liu et al. (2019) showed this task is not as effective as the MLM task and can be removed. In Sun et al. (2020), more sentence-level tasks are developed, such as predicting the order of the permuted segments or predicting whether two segments are from the same document. These tasks are designed mainly to improve downstream applications in the concatenate-and-predict setting, rather than Siamese network. The closest with our model architecture is Li et al. (2020), which also uses the autoencoder framework. Their goal is to learn a pre-trained model for better language generation, instead of sequence matching with Siamese network. Thus they use a deep high-capacity decoder.

Using Pre-trained Model in Siamese Architecture. In Siamese architecture, two sequences are processed by the

Transformer separately, and their similarity is calculated upon their sequence embeddings, which are either their [CLS] encodings or the average of their token embeddings. Reimers & Gurevych (2019b) is among the first to study how to use a pre-trained model like BERT into a Siamese architecture and found that the [CLS] representation does not perform as well as expected. Recent research (Karpukhin et al., 2020; Xiong et al., 2021) further demonstrated that applying pre-trained models with the Siamese network in dense text retrieval is not as straightforward. Karpukhin et al. (2020) showed that using carefully designed negative samples is crucial to fine-tune the pre-trained model in Siamese. Xiong et al. (2021) confirmed the observation and proposed an approximated nearest neighbor search method for global negative construction. The complexity of applying pre-trained models in Siamese architecture is a reflection of the mismatch between pre-training and the needs of sequence matching tasks.

3. Method

In this section, we first recap preliminaries in language model pre-training and then present SEED-Encoder.

3.1. Preliminaries

In a standard setup of pre-training language models, e.g., BERT (Devlin et al., 2018), the neural network to be pre-trained is a multi-layer bidirectional Transformer encoder (Vaswani et al., 2017), which takes a sequence of tokens $x = (x_1, \dots, x_n)$ from the vocabulary V , and produces their contextualized representations $\mathbf{h} = (\mathbf{h}_1, \dots, \mathbf{h}_n)$:

$$([\text{CLS}], x_1, \dots, x_n) \xrightarrow{\text{Transformer}} (\mathbf{h}_0, \mathbf{h}_1, \dots, \mathbf{h}_n),$$

where \mathbf{h}_0 is the representation of the special token [CLS], added to the beginning of the sequence. \mathbf{h}_0 is often used as the representation of the sequence, and we also denote it as $ctx(x; \theta_{enc})$ for convenience.

The parameters of the Transformer θ_{enc} are typically pre-trained using the Masked Language Modeling (MLM) task (Devlin et al., 2018), which masks a fraction of the input sequence and trains the model to predict the original tokens. Denote the masked sequence as $x^M \sim \text{RandMask}(x)$, with tokens randomly replaced by [MASK] symbols, the MLM loss on the sequence can be written as:

$$\mathcal{L}_{\text{MLM}}(x, \theta_{enc}) = \sum_{t: x_t^M = [\text{MASK}]} -\log P(x_t | x^M, t; \theta_{enc}),$$

where $P(x_t | x^M, t; \theta_{enc})$ is the predicted probability of token $x_t \in V$ at masked position t .

The pre-trained Transformer θ_{enc} is then fine-tuned in various downstream applications with task-specific supervisions. Among those applications, many can be formulated

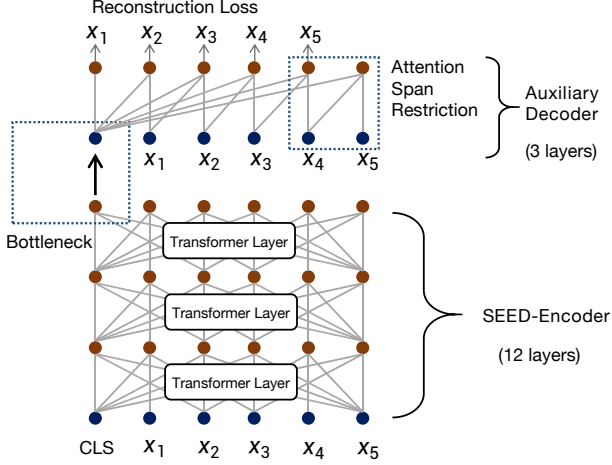


Figure 2. The structure of SEED-Encoder and an auxiliary decoder. The encoder and decoder are connected only via the [CLS] representation as the information bottleneck. The decoder capacity is restricted in both parameter size and attention span.

as sequence pair labeling: given a pair of text sequences (x^q, x^k) , to predict their label y . In the standard concatenate-and-predict setting, the two sequences are concatenated and fed into the Transformer to obtain their joint representation $ctx(x^q \circ x^k; \theta_{enc})$. Then a linear layer is applied to the joint representation to predict y . Feeding the concatenation to the Transformer enables its attention mechanism to effectively model the fine-grained interactions between all token pairs in the two sequences.

On the other hand, in many real-world applications, for example, the first-stage retrieval in web search and open domain question answering (Bajaj et al., 2016; Lee et al., 2019), only one sequence in the pair (query x^q) is given. The Transformer is required to efficiently find all top K sequences in a large corpus that best matches the query. It is impossible to enumerate every candidate sequence in the corpus, pair it with the query, and infer their $ctx(x^q \circ x^k; \theta_{enc})$. This is where Siamese architecture becomes a necessity: it can first infer the representation of all sequences in the corpus offline and then match them with the query using a simple distance metric:

$$s(x^q, x^d) = f(ctx(x^q; \theta_{enc}), ctx(x^d; \theta_{enc})). \quad (1)$$

The metric $f(\cdot, \cdot)$ can be cosine similarity or dot product. Retrieving top K nearest neighbors in the embedding space can be done efficiently at scale (Johnson et al., 2017).

In the Siamese network, the only information available to the sequence matching is the embeddings $ctx(x; \theta_{enc})$ of the two sequences x^q and x^k . It is critical to learn good sequence embeddings for the Siamese network to be effective, as the Transformer no longer has access to the fine-grained token pair information used in the concatenation setting.

3.2. SEED-Encoder

SEED-Encoder aims to pre-train a Transformer encoder that provides informative sequence representations $ctx(x; \theta_{enc})$ for downstream applications with Siamese architectures. To achieve this, we follow the autoencoder framework (Vincent et al., 2010) and leverage a reconstruction loss to improve the quality of the latent representation:

$$x \xrightarrow{\theta_{enc}} ctx(x; \theta_{enc}) \xrightarrow{\theta_{dec}} x. \quad (2)$$

In autoencoder and its variants, the latent variable $ctx(x; \theta_{enc})$ is optimized by the reconstruction loss which learns a decoder θ_{dec} to recover the original input from it. A latent representation that can recover the original input is expected to be more informative (Kingma & Welling, 2013; Bowman et al., 2015).

Next, we design the decoder in our language modeling setting, analyze the properties required to obtain meaningful $ctx(x; \theta_{enc})$, and then describe our SEED-Encoder framework. The full model is illustrated in Figure 2.

Autoregressive Decoding. In language generation, autoregressive decoding is a preferable choice. It follows the natural flow of human language, from left to right, and is powerful empirically (Sutskever et al., 2014). In SEED-Encoder, we leverage an autoregressive decoder to reconstruct the original sequence from the encoder’s sequence embedding $ctx(x; \theta_{enc})$:

$$\mathcal{L}_{dec}(x, \theta_{dec}) = - \sum_{t:1 \sim n} \log P(x_t | x_{<t}, ctx(x; \theta_{enc}); \theta_{dec}), \quad (3)$$

where $x_{<t}$ are all previous tokens¹ before t .

We also use a standard Transformer θ_{dec} to parameterize the autoregressive decoder. The same as the decoder in Vaswani et al. (2017), in each Transformer layer of the decoder, a token at position t attends on all previous tokens $x_{<t}$. In addition, we add another attention path from the decoding token to the encoder’s [CLS] representation, as illustrated in Figure 2.

Note that this is different from the typical encoder-decoder setting used in many sequence-to-sequence models, where they have attentions from the decoder to every token in the encoder (Lewis et al., 2019; Raffel et al., 2019). Doing so in SEED-Encoder will result in a trivial solution as the decoder can simply copy tokens via the attention paths. Learning an informative latent representation in autoencoder requires creating the information bottleneck in the latent representation (Vincent et al., 2010).

¹We use *teacher forcing* in the training of the decoder.

Informativeness Versus Reconstruction Loss. In SEED-Encoder, a lower reconstruction loss does not necessarily lead to more informative $ctx(x; \theta_{enc})$. For example, in an extreme case where the decoder is parameterized by GPT-3 (Brown et al., 2020), the decoder loss will be super low, but the learned $ctx(x; \theta_{enc})$ might not be useful as GPT-3 is powerful enough to memorize data by itself and does not need much information from $ctx(x; \theta_{enc})$.

To understand the conditions required to obtain informative sequence representation, we investigate the relationship between the reconstruction loss, sequence encoding, and the language sequence in their mathematical form. First, we decompose the expectation of the loss \mathcal{L}_{dec} into two terms: a Kullback–Leibler divergence and a conditional-entropy term, according to the following fact in information theory:

Fact 1 *Given two distributions $P(Y, Z)$ and $Q(Y, Z)$ on random variables (Y, Z) , we have*

$$\begin{aligned} & \mathbb{E}_{Y, Z \sim P}[-\log Q(Z|Y)] \\ &= \mathbb{E}_{Y \sim P(Y)}[D_{KL}(P(Z|Y)||Q(Z|Y))] + H_P(Z|Y). \end{aligned} \quad (4)$$

In our setting, we have X as a random variable defined in the sentence space \mathcal{X} , where each sentence x is sampled from data distribution P_D , $X_{<t}$ as the truncate of X at position t , and $P_{\theta_{dec}}$, which is the sentence distribution generated by the decoder. If we assume all the sentences are of length n , the expected reconstruction loss can be rewritten as

$$\mathbb{E}_D[\mathcal{L}_{dec}(X, \theta_{dec})] \quad (5)$$

$$= \mathbb{E}_D \left[\sum_{t:1 \sim n} -\log P(X_t|X_{<t}, ctx(X; \theta_{enc}); \theta_{dec}) \right] \quad (6)$$

$$= \sum_{t:1 \sim n} \mathbb{E}_D \left[D_{KL} \left(P_D(X_t|X_{<t}, ctx(X; \theta_{enc})) || \right. \right. \quad (7)$$

$$\left. P_{\theta_{dec}}(X_t|X_{<t}, ctx(X; \theta_{enc})) \right) \Big] \quad (8)$$

$$+ H_D(X_t|X_{<t}, ctx(X; \theta_{enc})). \quad (9)$$

It includes two terms, a K-L term $D_{KL}(\cdot)$ (Eqn. 7 and Eqn. 8) about the two distributions, and a conditional-entropy term $H_D(\cdot)$ (Eqn. 9) about the strength of language patterns.

Note that both terms can have low values even with constant $ctx(X; \theta_{enc})$. More specifically, the first K-L term characterizes how the decoder generated sequence distribution $P_{\theta_{dec}}(X_t|X_{<t}, ctx(X; \theta_{enc}))$ aligns with the ground truth distribution $P_D(X_t|X_{<t}, ctx(X; \theta_{enc}))$. For example, with a meaningless θ_{enc} , if the decoder has sufficient capacity, e.g., a very deep Transformer, it can still approximate the ground truth distribution well and thereby reduce the K-L term. In theory, Transformers with arbitrary width and depth can approximate any sequence-level functions and may reach a low K-L loss using little information from $ctx(X; \theta_{enc})$ (Yun et al., 2019).

The second term $H_D(X_t|X_{<t}, ctx(X; \theta_{enc}))$ characterizes the strength of language patterns: The stronger the correlation between X_t with $X_{<t}$, the lower the second term is. In natural language, the correlation becomes strong with large t . For example, given the previous 256 tokens, the choice of the next token may be straightforward and even does not need information from $ctx(X; \theta_{enc})$.

Pre-training with Weak Decoder. Our analysis shows that to obtain a stronger $ctx(x; \theta_{enc})$, we have to make the decoder weaker, limiting its capacity—thus it has to rely on the information in the encoder [CLS] to approximate the ground truth—and also the available language context, to reduce the correlation between X_t and $X_{<t}$.

Making a language model weaker is easier than making it stronger. We simply modify Eqn. 3 to weaken the decoder: 1) by using a shallower Transformer θ_{dec}^{weak} with fewer layers (e.g., three); 2) setting a local receptive field of attention to prevent its access to previous context, i.e., only allowing the model to attend to previous k tokens. The leads to the following reconstruction loss:

$$\begin{aligned} \mathcal{L}_{dec}^{weak}(x, \theta_{dec}^{weak}) = \\ - \sum_{t:1 \sim n} \log P(x_t|x_{t-k:t-1}, ctx(x; \theta_{enc}); \theta_{dec}^{weak}), \end{aligned} \quad (10)$$

where k is the window size of the restricted attention.

The pre-training of SEED-Encoder then uses the combination of the encoder’s standard MLM loss and the decoder’s reconstruction loss:

$$\begin{aligned} \mathcal{L}(x, \theta_{enc}, \theta_{dec}^{weak}) = \\ \mathcal{L}_{MLM}(x, \theta_{enc}) + \mathcal{L}_{dec}^{weak}(x, \theta_{dec}^{weak}). \end{aligned} \quad (11)$$

The encoder and the decoder are trained together. After pre-training, the weak decoder is discarded, and the encoder is used in downstream applications.

3.3. Finetuning SEED-Encoder in Siamese Networks

Fine-tuning SEED-Encoder in the Siamese architecture is the same as other pre-trained models. Here we show how fine-tuning in a typical sentence pair matching task with binary labels can be done with Triplet loss.

$$\mathcal{L} = \sum_{x^q, x^{d+}, x^{d-}} \text{relu}(1 - (s(x^q, x^{d+}) - s(x^q, x^{d-}))).$$

The training data include triples of query x^q and its positive/negative labeled sequence (x^{d+}, x^{d-}) . The scoring of the sequence pairs $s(x^q, x^d)$ is done by simple similarity functions, such as cosine and dot product, on their encodings: $ctx(x^q; \theta_{enc})$ and $ctx(x^d; \theta_{enc})$, as defined in Eqn. 1. More advanced fine-tuning strategies (Karpukhin et al., 2020; Xiong et al., 2021) can also be used as SEED-Encoder is an alternative for other pre-trained encoders.

Less is More: Pre-training a Strong Siamese Encoder Using a Weak Decoder

Model	Dev		Eval
	Rerank	Retrieval	Retrieval
BM25 (Craswell et al., 2020)	-	0.318	0.284
DE-hybrid (Luan et al., 2020)	-	-	0.287
BM25 + doc2query-T5 expansion	-	0.327	0.291
ME-hybrid (Luan et al., 2020)	-	-	0.310
Enriched Traditional IR Baseline	-	0.355	0.312
ANCE MaxP (RoBERTa) (Xiong et al., 2021)	-	0.384	0.342
With Siamese (BM25 Neg)			
RoBERTa (Ours)	0.338	0.308	-
SEED-Encoder	0.344[†]	0.323[†]	-
With ANCE (FirstP)			
RoBERTa (Liu et al., 2019)	-	0.373	-
RoBERTa (Ours)	0.368	0.382	-
SEED-Encoder	0.377[†]	0.394[†]	0.362

Table 1. MRR@100 on MARCO Documents from first-stage retrieval methods. Rerank results are for reference only. Statistically significant improvements over RoBERTa (Ours) are marked by †.

4. Experiments

In this section, we present various experiments to evaluate the performance of SEED-Encoder and to understand its source of effectiveness.

4.1. Experimental settings

Pre-training Settings: All our models are pre-trained in the standard BERT-base setting (Devlin et al. (2018)): pre-training on English Wikipedia and BookCorpus (Zhu et al., 2015) (roughly 16GB texts) for 1M steps, with batch size 256, maximum sequence length 512, and 15% masks. We follow the same pre-processing steps and use 32,768 sub-word tokens as in Ke et al. (2020). The default pre-training hyperparameters are used and can be found in Appendix A.1.

Transformer Architecture: Our encoder Transformer follows the BERT-base setting (110M parameters): 12 Transformer layers, eight attention heads, and 768 hidden dimension. Our decoder uses a three-layer Transformer, and its attention is restricted to the previous two tokens (attention span 2). The rest is the same with the encoder.

Web Search Applications: Our first downstream application with Siamese network is first-stage dense retrieval (Lee et al., 2019), one of the most important tasks in real-world applications, e.g., to retrieve candidate documents for reranking in search (Xiong et al., 2021) or answer extraction in question answering (Karpukhin et al., 2020).

The dense retrieval experiments use MS MARCO (Bajaj et al., 2016), the largest available search benchmark to date. It includes two tasks, document ranking and passage ranking. Both are to find and rank relevant texts (document or passages) for a given web query from Bing. We focus on the retrieval step, which is to find relevant documents/passages from the entire corpus, where the Siamese network is a necessity. We also show the results in the reranking setting where all models rerank a pre-given set of candidate documents (Top 100 from BM25) for reference.

Model	Rerank		Retrieval	
	MRR@10	MRR@10	Recall@1k	
BM25 (Craswell et al., 2020)	-	0.240	0.814	
Best DeepCT (Dai & Callan, 2019)	-	0.243	n.a.	
Best TREC Trad IR (Craswell et al., 2020)	-	0.240	n.a.	
DPR (RoBERTa) (Karpukhin et al., 2020)	-	0.311	0.952	
With Siamese (BM25 Neg)				
BERT (Devlin et al., 2018)	0.317	0.310	0.929	
ELECTRA (Clark et al., 2020)	0.300	0.258	0.876	
ERNIE2.0 (Sun et al., 2020)	0.324	0.320	0.934	
RoBERTa (Liu et al., 2019)	-	0.299	0.928	
RoBERTa (Ours)	0.326	0.320	0.933	
SEED-Encoder	0.329[†]	0.329[†]	0.953[†]	
With ANCE (FirstP)				
RoBERTa (Liu et al., 2019)	-	0.330	0.959	
RoBERTa (Ours)	0.327	0.332	0.952	
SEED-Encoder	0.334[†]	0.339[†]	0.961[†]	

Table 2. First stage retrieval results on MS MARCO Passage ranking Dev set. Rerank MRR is for reference only. Statistically significant improvements over RoBERTa (Ours) are marked by †.

Model	AUC	MRR	NDCG@5	NDCG@10
Transformer (Vaswani et al., 2017)	0.6776	0.3305	0.3594	0.4163
Transformer-XL (Dai et al., 2019)	0.6792	0.3315	0.3604	0.4170
TENER (Yan et al., 2019)	0.6770	0.3301	0.3589	0.4158
DA-Transformer (Wu et al., 2020a)	0.6832	0.3336	0.3634	0.4207
With Siamese (MIND Neg)				
RoBERTa(ours)	0.7015	0.346	0.3844	0.4479
SEED-Encoder	0.7059[†]	0.3506[†]	0.3908[†]	0.4526[†]

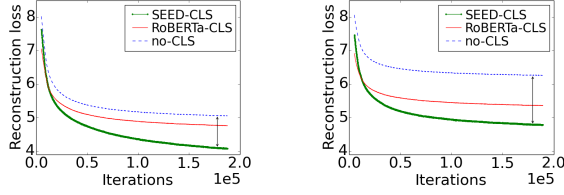
Table 3. Results on MIND news recommendation benchmark. All methods are evaluated in the reranking setting with pre-given news candidates in MIND, to follow their official setting. Baseline scores are obtained from Wu et al. (2020a). Statistically significant improvements over RoBERTa (Ours) are marked by †.

For both document and passage ranking tasks, we evaluate with their public Dev sets and submit our final model to the hidden test set in the document task. The official evaluation metrics, MRR@100 on document, MRR@10 and Recall@1k on passage, are used. The detailed statistics of MS MARCO can be found in Appendix A.2.

Evaluation Protocol in Web Search: Our pre-trained encoders are evaluated in web search by fine-tuning ANCE (Xiong et al., 2021) from their pre-trained checkpoints. ANCE fine-tunes the Siamese encoder using strong global negatives and is a recent state-of-the-art dense retrieval model. On documents, ANCE (FirstP) is used where the first 512 tokens of the long document are fed to the Siamese encoder.

We also evaluate with Siamese (BM25 Neg), which uses the same Siamese network with ANCE but only trains with negatives sampled from top 100 BM25 retrieved results.

News Recommendation: Our second application is news article recommendation, another important real-world task to connect users with information. We use the recently released MICROSOFT News Dataset (MIND) benchmark (Wu et al., 2020b). The task is to rank a given set of candidate news articles based on the user’s previous click history on MSN news articles. The evaluation uses user click as the positive label. We use the public MIND Dev and its official metrics: AUC, MRR, NDCG@5, and NDCG@10. More details of MIND are in Appendix A.2.



(a) Full Attention.

(b) Restricted Attention.

Figure 3. The reconstruction loss during pre-training. The x-axes mark pre-training steps in 100K and the y-axes are loss of the three-layer decoder with and without attention restriction. The later sets the attention span to two.

Evaluation Protocol in News Recommendation: We design a straightforward Siamese setup to evaluate SEED-Encoder on MIND. We represent each user as the concatenation of all the titles they clicked on the MSN site, with [SEP] tokens in between, and use as many recent titles as possible within the 512 length limit. The candidate articles are represented by the concatenation of their titles and snippets. The Siamese network first encodes the user history and candidate articles and then matches them with dot-products.

We follow MIND’s official setting and use the Siamese network to rerank the pre-given candidate news articles to compare with recent research on this benchmark.

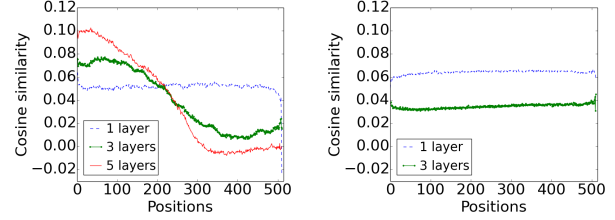
Baselines: The main baseline is our own run of RoBERTa-base (Liu et al., 2019), which we pre-trained and fine-tuned in the exact setting with SEED-Encoder. We use permutation test and $p < 0.05$ for the statistical significance test between SEED-Encoder and RoBERTa (Ours).

Besides RoBERTa, we evaluate two other pre-trained language models in the same Siamese setting: ELECTRA (Clark et al., 2020) and ERNIE2.0 (Sun et al., 2020). ELECTRA is one of the most effective pre-trained encoders on the GLUE benchmark (Clark et al., 2019). ERNIE2.0 uses various token-level tasks and sentence-level tasks, while also including an IR Relevance Task (Sun et al., 2020). We use the MARCO passage benchmark to showcase the performance of these two pre-trained models.

In addition, we also list the task-specific baselines that were published recently or submitted to the leaderboard, although they barely outperform our simple RoBERTa + Siamese network baseline. As a relatively new benchmark, not many approaches are explored in MIND. The only baselines are those Wu et al. (2020a). More details of these task-specific baselines are in Appendix A.3.

4.2. Overall Evaluation Results

The results of SEED-Encoder and baselines in MARCO Doc retrieval, MARCO Passage retrieval, and MIND Rec-



(a) Full Attention.

(b) Restricted Attention.

Figure 4. The cosine similarity between encoder [CLS] and the token representations from the decoder at different positions: 0 is the beginning of the sequence and the closest to [CLS]. The restricted attention sets attention span to two.

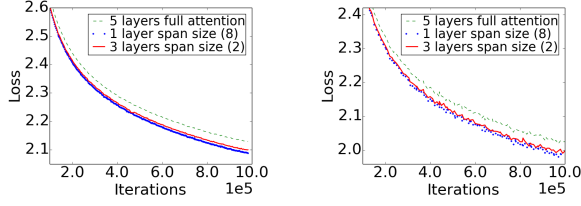
ommendation benchmarks are listed in Table 1-3.

On all benchmarks, SEED-Encoder outperforms the existing baselines in the first-stage retrieval and recommendation. Siamese network is a viable choice in these efficiency-critical applications. With RoBERTa, the vanilla Siamese network often performs competitive or better than traditional baselines and more sophisticated neural systems. Still, by simply switching its fine-tuning starting checkpoint from RoBERTa to SEED-Encoder—without changing any architectures nor fine-tuning strategies—the Siamese network’s accuracy is significantly improved on all three large-scale benchmarks.

In comparison, as shown in MARCO Passage retrieval, switching from RoBERTa to ELECTRA or ERNIE2.0 does not improve the Siamese network’s retrieval accuracy. Pre-training models optimized for other scenarios are not necessarily better for sequence matching.

On MIND, with SEED-Encoder, the vanilla Siamese model outperforms the recent state-of-the-art DA-Transformer, which employs various architecture improvements specifically designed to capture user-item relations in recommendation (Wu et al., 2020a). A better self-learning strategy to leverage unsupervised data can be as effective as, if not better than, task-specific architecture changes while avoiding all the engineering hustles.

On MARCO document retrieval, ANCE (FirstP) only uses one vector per document from its first passage, while ANCE (MaxP) uses four vectors per document from its first four passages, which often cover the full document body. Yet with SEED-Encoder as the starting point, ANCE (FirstP) outperforms the recent state-of-the-art ANCE (MaxP) with RoBERTa by relatively 6% in the hidden Eval, with fewer embeddings per document. The reduction of embeddings required per document is intriguing in real search systems where the corpus size is beyond hundreds of billions (Luan et al., 2020; Xiong et al., 2021).



(a) Training loss.

(b) Valid loss.

Figure 5. The loss of the encoder with decoders at various transformer layers and attention span during pre-training.

4.3. Reconstruction Capability of [CLS]

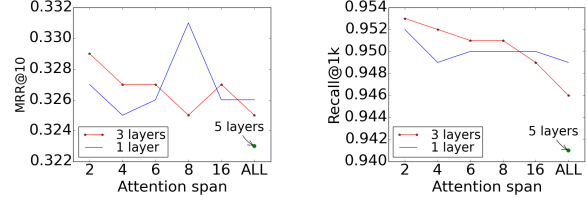
What makes SEED-Encoder special for sequence matching? In this experiment, we see how its decoder interacts with the encoder’s representation during pre-training.

In Figure 3 we plot the curves of the decoder’s reconstruction loss during pre-training in SEED-Encoder and its two variations: 1) RoBERTa-CLS, which uses a pre-trained encoder (RoBERTa), freezes its weights, and only pre-trains the decoder with attention to [CLS], and 2) no-CLS, which directly trains an auto-regressive Transformer without using an encoder. We further study two settings for all models: making all previous positions observable to the decoder (Full Attention) or restricting the decoder to attend to local positions only (Restricted Attention).

As shown in Figure 3(a), the reconstruction loss of RoBERTa-CLS is not much better than that of no-CLS. This suggests that the RoBERTa-CLS representations include some information of the original sequence, which boosts the decoder’s reconstruction ability, but not by much. It is the joint pre-training of the encoder with the decoder that provides the best reconstruction ability in SEED-Encoder.

Adding the restriction on the decoder’s attention span increases the reconstruction loss during pre-training. As shown in Figure 3(b), the loss of all decoders significantly increased compared to those in Figure 3(a). On the other hand, by restricting attention to less context, the decoder depends more on the encoder’s [CLS], as reflected by the bigger gap between no-CLS and the other two.

To further study this dependency, in Figure 4 we plot the similarity between the decoder’s token representations in its last layer and the encoder’s [CLS]. The influence of restricting attention is pretty strong: With full attention (Figure 4(a)), the decoder may depend heavily on the encoder [CLS] in the beginning but quickly drops the dependency when sufficient context information is available, unless the decoder is too weak to leverage the context, i.e., with only one Transformer layer; with restricted access to context, the decoder is forced to attend more on the encoder’s [CLS] representation in all token positions, as shown in the consistent cosine similarity in different positions in Figure 4(b).



(a) MRR@10

(b) Recall@1k

Figure 6. MS MARCO passage Dev accuracy of Siamese (BM25 Neg) when fine-tuned from SEED-Encoder variations.

4.4. The Effect of Weak Decoder

Does the weak decoder really make the encoder stronger? In Figure 5 we plot the pre-training loss of the encoder’s MLM task when paired with decoders of different capacity. It shows that by restricting the decoder’s parameter size and attention flexibility, we indeed pre-train the encoder to capture its own language modeling target better. In SEED-Encoder’s joint pre-training, a more challenging decoding task actually improves the encoder loss, although the two are only connected via the encoder’s [CLS] embedding.

The benefits in encoder pre-training also translate to sequence matching with better pre-trained [CLS] representations. In Figure 6, SEED-Encoder with the strongest decoder, 5-layer Transformer with full attention (All), performs worse than those with much weaker decoders in dense retrieval. The retrieval accuracy of the Siamese network correlated well with the decoder capacity of the corresponding SEED-Encoder, except with only one layer which is perhaps too shallow and unstable.

Unlike typical multi-task settings where tasks share lower-level representations and correlate in accuracy, in SEED-Encoder, the decoder is employed to force the encoder to capture more information in its sequence embeddings: A weak decoder pushes for a stronger encoder.

4.5. Effectiveness in Few-Shot Settings

In this experiment, we demonstrate that SEED-Encoder not only lifts the final performance of Siamese networks but also improves the few-shot ability.

In Figure 7(a) and Figure 7(b), we plot the retrieval accuracy at different fine-tuning steps. Starting from SEED-Encoder instead of RoBERTa (Ours), both the vanilla Siamese and ANCE achieve higher retrieval accuracy in the very beginning and maintain their advantages throughout the fine-tuning process. Compared with RoBERTa, SEED-Encoder helps Siamese network reach better accuracy with fewer steps. For example, Siamese (BM25 Neg) only requires 30k fine-tuning iterations with SEED-Encoder to reach RoBERTa’s best performance at 140k iterations. With ANCE (First P), it takes 90K iterations with SEED-Encoder

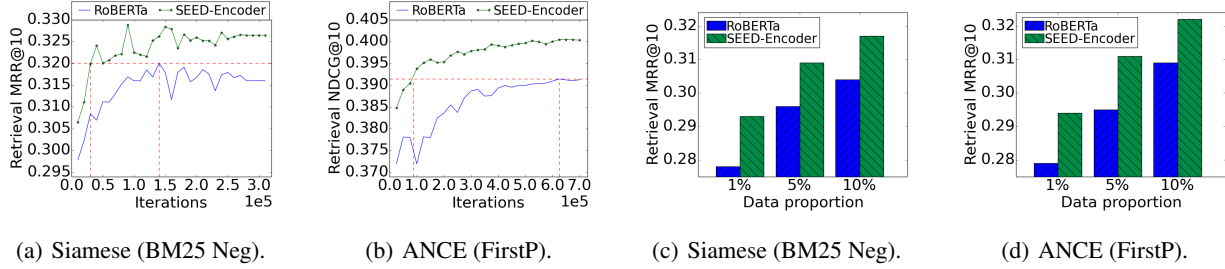


Figure 7. MS MARCO passage retrieval accuracy of Siamese (BM25 Neg) and ANCE (FirstP) when fine-tuned from RoBERTa (Ours) and SEED-Encoder. (a) and (b) are their accuracy at different fine-tuning steps (x-axes, in 100K). (c) and (d) are their accuracy with a fraction (x-axes) of training labels in the few-shot setting.

versus 620K with RoBERTa.

A better pre-trained model also improves the few-shot ability of Siamese networks when fine-tuning labels are limited. In Figure 7(c) and 7(d) we show the retrieval accuracy when only a fraction of MARCO training labels are used in fine-tuning. With SEED-Encoder, both vanilla Siamese and ANCE performed much better with limited fine-tuning labels; they only require 5% MARCO labels to outperform their RoBERTa variations that use 10% labels.

The reduction in fine-tuning cost can help democratize the benefits of pre-training models and new state-of-the-art Siamese networks, especially in application scenarios where computing resource or task-specific supervision is restricted. We will make our pre-trained SEED-Encoder checkpoints publicly available to facilitate this process.

4.6. Case Study

We showcase a winning example of SEED-Encoder in Table 4. The error made by RoBERTa correlated with our observation in Figure 4(a), where the encoder’s representation is more related to those tokens in the beginning of the text sequences, which is quite related to the query. The Siamese network has to globally leverage the information in the entire texts to be able to find the correct documents, for example, “winter hiking”.

5. Conclusion

In this paper we present SEED-Encoder, a self-training framework that dedicates to pre-training language models for sequence matching with Siamese architectures. Following our mathematical derivation, we pre-train an auto-encoder that employs a weak decoder with restricted capacity and attention span, in order to improve the informativeness of the sequence encoding. In our experiments on web search and news recommendation, Siamese networks achieve state-of-the-art accuracy when starting from SEED-Encoder instead of other pre-trained language models.

Query	hiking on mount rainier in the winter
SEED-Encoder (MRR@100 1.0)	
Url	www.nps.gov/mora/planyourvisit/winter-recreation.htm
Title	Winter Recreation
Snippet	Winter Recreation Winter Camping Food Storage Snowplay... A Winter visit to Mount Rainier can include ranger-guided snowshoe walks, skiing...Learn about winter hiking opportunities at Longmire in...
RoBERTa (MRR@100 0.043)	
Url	www.seattletimes.com/life/travel/5-great-day-hikes-around-mount-rainier/
Title	5 great day-hikes around Mount Rainier
Snippet	Life Outdoors Travel5 great day-hikes around Mount Rainier Originally published June 24, 2015 at 4:59... (Picasa)E-book authors name their favorite day-hikes in Mount Rainier National Park...

Table 4. An example of SEED-Encoder’s winning case over RoBERTa (Ours) when fine-tuning with ANCE (FirstP) in MARCO Document. Their first ranked documents are listed.

We provide extensive analyses to unveil the advantages of SEED-Encoder. By restricting the capacity of its decoder, SEED-Encoder captures more context information in the entire sequence, which provides a better pre-trained checkpoint for Siamese networks in downstream applications, elevating them not only reaches better accuracy, but also with fewer embeddings per document, less fine-tuning compute, and a smaller amount of task-specific labels. All of these advantages can be achieved by simply switching to SEED-Encoder as the fine-tuning starting point.

The fact that SEED-Encoder achieves this robust effectiveness with a simple decoder and a reconstruction loss demonstrate that, besides sophisticated architectures and bigger models, a better designed self-training task can significantly influence the pre-trained models’ generalization ability in downstream tasks. Future work along this direction include to further explore dedicated self-learning tasks for sequence matching tasks and to study the influence of different pre-training signals for Siamese architectures.

References

- Bajaj, P., Campos, D., Craswell, N., Deng, L., Gao, J., Liu, X., Majumder, R., McNamara, A., Mitra, B., Nguyen, T., et al. Ms marco: A human generated machine reading comprehension dataset. *arXiv preprint arXiv:1611.09268*, 2016.
- Bowman, S. R., Vilnis, L., Vinyals, O., Dai, A. M., Jozefowicz, R., and Bengio, S. Generating sentences from a continuous space. *arXiv preprint arXiv:1511.06349*, 2015.
- Brown, T. B., Mann, B., Ryder, N., Subbiah, M., Kaplan, J., Dhariwal, P., Neelakantan, A., Shyam, P., Sastry, G., Askell, A., Agarwal, S., Herbert-Voss, A., Krueger, G., Henighan, T., Child, R., Ramesh, A., Ziegler, D. M., Wu, J., Winter, C., Hesse, C., Chen, M., Sigler, E., Litwin, M., Gray, S., Chess, B., Clark, J., Berner, C., McCandlish, S., Radford, A., Sutskever, I., and Amodei, D. Language models are few-shot learners. 2020.
- Clark, K., Luong, M.-T., Le, Q. V., and Manning, C. D. Electra: Pre-training text encoders as discriminators rather than generators. In *International Conference on Learning Representations*, 2019.
- Clark, K., Luong, M.-T., Le, Q. V., and Manning, C. D. Electra: Pre-training text encoders as discriminators rather than generators. *arXiv preprint arXiv:2003.10555*, 2020.
- Craswell, N., Mitra, B., Yilmaz, E., Campos, D., and Voorhees, E. M. Overview of the trec 2019 deep learning track. *arXiv preprint arXiv:2003.07820*, 2020.
- Dai, Z. and Callan, J. Context-aware sentence/passage term importance estimation for first stage retrieval. *arXiv preprint arXiv:1910.10687*, 2019.
- Dai, Z., Yang, Z., Yang, Y., Carbonell, J., Le, Q. V., and Salakhutdinov, R. Transformer-xl: Attentive language models beyond a fixed-length context. *arXiv preprint arXiv:1901.02860*, 2019.
- Devlin, J., Chang, M.-W., Lee, K., and Toutanova, K. Bert: Pre-training of deep bidirectional transformers for language understanding. *arXiv preprint arXiv:1810.04805*, 2018.
- Johnson, J., Douze, M., and Jégou, H. Billion-scale similarity search with gpus. *arXiv preprint arXiv:1702.08734*, 2017.
- Joshi, M., Chen, D., Liu, Y., Weld, D. S., Zettlemoyer, L., and Levy, O. Spanbert: Improving pre-training by representing and predicting spans. *Transactions of the Association for Computational Linguistics*, 8:64–77, 2020.
- Karpukhin, V., Oğuz, B., Min, S., Wu, L., Edunov, S., Chen, D., and Yih, W.-t. Dense passage retrieval for open-domain question answering. *arXiv preprint arXiv:2004.04906*, 2020.
- Ke, G., He, D., and Liu, T.-Y. Rethinking the positional encoding in language pre-training. *arXiv preprint arXiv:2006.15595*, 2020.
- Kingma, D. P. and Ba, J. Adam: A method for stochastic optimization. *CoRR*, abs/1412.6980, 2014. URL <http://arxiv.org/abs/1412.6980>.
- Kingma, D. P. and Welling, M. Auto-encoding variational bayes. *arXiv preprint arXiv:1312.6114*, 2013.
- Lee, K., Chang, M.-W., and Toutanova, K. Latent retrieval for weakly supervised open domain question answering. In *Proceedings of the 57th Annual Meeting of the Association for Computational Linguistics*, pp. 6086–6096, 2019.
- Lewis, M., Liu, Y., Goyal, N., Ghazvininejad, M., Mohamed, A., Levy, O., Stoyanov, V., and Zettlemoyer, L. Bart: Denoising sequence-to-sequence pre-training for natural language generation, translation, and comprehension. *arXiv preprint arXiv:1910.13461*, 2019.
- Li, C., Gao, X., Li, Y., Li, X., Peng, B., Zhang, Y., and Gao, J. Optimus: Organizing sentences via pre-trained modeling of a latent space. *arXiv preprint arXiv:2004.04092*, 2020.
- Liu, Y., Ott, M., Goyal, N., Du, J., Joshi, M., Chen, D., Levy, O., Lewis, M., Zettlemoyer, L., and Stoyanov, V. Roberta: A robustly optimized bert pretraining approach. *arXiv preprint arXiv:1907.11692*, 2019.
- Luan, Y., Eisenstein, J., Toutanova, K., and Collins, M. Sparse, dense, and attentional representations for text retrieval. *arXiv preprint arXiv:2005.00181*, 2020.
- Micikevicius, P., Narang, S., Alben, J., Diamos, G., Elsen, E., Garcia, D., Ginsburg, B., Houston, M., Kuchaiev, O., Venkatesh, G., et al. Mixed precision training. *arXiv preprint arXiv:1710.03740*, 2017.
- Nogueira, R., Yang, W., Lin, J., and Cho, K. Document expansion by query prediction. *arXiv preprint arXiv:1904.08375*, 2019.
- Ott, M., Edunov, S., Baevski, A., Fan, A., Gross, S., Ng, N., Grangier, D., and Auli, M. fairseq: A fast, extensible toolkit for sequence modeling. *arXiv preprint arXiv:1904.01038*, 2019.
- Paszke, A., Gross, S., Chintala, S., Chanan, G., Yang, E., DeVito, Z., Lin, Z., Desmaison, A., Antiga, L., and Lerer, A. Automatic differentiation in pytorch. 2017.

- Raffel, C., Shazeer, N., Roberts, A., Lee, K., Narang, S., Matena, M., Zhou, Y., Li, W., and Liu, P. J. Exploring the limits of transfer learning with a unified text-to-text transformer. *arXiv preprint arXiv:1910.10683*, 2019.
- Reimers, N. and Gurevych, I. Sentence-bert: Sentence embeddings using siamese bert-networks. In *Proceedings of the 2019 Conference on Empirical Methods in Natural Language Processing*. Association for Computational Linguistics, 11 2019a. URL <https://arxiv.org/abs/1908.10084>.
- Reimers, N. and Gurevych, I. Sentence-bert: Sentence embeddings using siamese bert-networks. *arXiv preprint arXiv:1908.10084*, 2019b.
- Sun, Y., Wang, S., Li, Y., Feng, S., Tian, H., Wu, H., and Wang, H. Ernie 2.0: A continual pre-training framework for language understanding. In *Proceedings of the AAAI Conference on Artificial Intelligence*, volume 34, pp. 8968–8975, 2020.
- Sutskever, I., Vinyals, O., and Le, Q. V. Sequence to sequence learning with neural networks. *arXiv preprint arXiv:1409.3215*, 2014.
- Vaswani, A., Shazeer, N., Parmar, N., Uszkoreit, J., Jones, L., Gomez, A. N., Kaiser, Ł., and Polosukhin, I. Attention is all you need. In *Advances in neural information processing systems*, pp. 5998–6008, 2017.
- Vincent, P., Larochelle, H., Lajoie, I., Bengio, Y., Manzagol, P.-A., and Bottou, L. Stacked denoising autoencoders: Learning useful representations in a deep network with a local denoising criterion. *Journal of machine learning research*, 11(12), 2010.
- Wang, A., Singh, A., Michael, J., Hill, F., Levy, O., and Bowman, S. R. Glue: A multi-task benchmark and analysis platform for natural language understanding. *arXiv preprint arXiv:1804.07461*, 2018.
- Wu, C., Wu, F., and Huang, Y. Da-transformer: Distance-aware transformer. *arXiv preprint arXiv:2010.06925*, 2020a.
- Wu, F., Qiao, Y., Chen, J.-H., Wu, C., Qi, T., Lian, J., Liu, D., Xie, X., Gao, J., Wu, W., et al. Mind: A large-scale dataset for news recommendation. In *Proceedings of the 58th Annual Meeting of the Association for Computational Linguistics*, pp. 3597–3606, 2020b.
- Xiong, L., Xiong, C., Li, Y., Tang, K.-F., Liu, J., Bennett, P. N., Ahmed, J., and Overwijk, A. Approximate nearest neighbor negative contrastive learning for dense text retrieval. In *International Conference on Learning Representations*, 2021. URL <https://openreview.net/forum?id=zeFrfgYzln>.
- Yan, H., Deng, B., Li, X., and Qiu, X. Tener: Adapting transformer encoder for named entity recognition. *arXiv preprint arXiv:1911.04474*, 2019.
- Yun, C., Bhojanapalli, S., Rawat, A. S., Reddi, S. J., and Kumar, S. Are transformers universal approximators of sequence-to-sequence functions? *arXiv preprint arXiv:1912.10077*, 2019.
- Zhu, Y., Kiros, R., Zemel, R., Salakhutdinov, R., Urtasun, R., Torralba, A., and Fidler, S. Aligning books and movies: Towards story-like visual explanations by watching movies and reading books. In *arXiv preprint arXiv:1506.06724*, 2015.

Model	Document			Passage		
	Train	Dev	Eval	Train	Dev	Eval
Query	367,013	5,193	5,793	808,731	101,093	101,092
relevant label	384,597	5,478	-	532,761	59,273	-
Doc set	3,213,835			8,841,823		

Table 5. Statistics of the MSMARCO dataset

	Train	Dev
Users	711,222	255,990
News	101,527	72,023
Impression	2,232,748	376,471
Avg. title len	14.41	14.47
Avg. click num	1.52	1.53
Avg. candidate num	37.40	37.41
Avg. historical news click num	32.98	32.62

Table 6. Statistics of the MIND dataset

A. Appendix

A.1. Hyperparameters

We use Adam (Kingma & Ba, 2014) as the optimizer, and set the its hyperparameter ϵ to $1e-6$ and (β_1, β_2) to $(0.9, 0.999)$. The peak learning rate is set to $1e-4$ with a $10k$ -step warm-up stage. After the warm-up stage, the learning rate decays linearly to zero. We set the dropout probability to 0.1, gradient clip norm to 1.0, and weight decay to 0.01. All codes are implemented based on *fairseq* (Ott et al., 2019) in *PyTorch* (Paszke et al., 2017). All models are run on 8 NVIDIA Tesla V100 GPUs with mixed-precision (Micikevicius et al., 2017).

A.2. More Details of MS MARCO and MIND

More Details of MARCO Dataset Microsoft MARCO (Bajaj et al., 2016) is the largest available search benchmark to date. It includes two tasks, document ranking and passage ranking. Both are to find and rank relevant documents/passages from a web corpus for a web query from Bing. The dataset statistics are summarized in Table 5.

More Details of MIND Dataset Microsoft News Dataset (MIND) (Wu et al., 2020b) is a large-scale recommendation dataset that collects about 160k English news articles and more than 15 million user impression logs from MSN news. Each news article contains the title, abstract, body, and category. Each impression log includes the user’s click behavior on the page and her historical news click behaviors. The task is to rank a given set of candidate news articles, e.g., those from an early stage of their recommendation pipeline, based on the user’s previous click history. The dataset statistics are summarized in Table 6.

A.3. More Details of Task Specific Baselines

More Details of Document Ranking Baselines: BM25 (Craswell et al., 2020) and the enriched traditional IR baseline are standard sparse retrieval baselines. The enriched traditional IR baseline uses pre-defined IR features, including BM25, to rank the documents. BM25 + doc2query-T5 expansion uses Doc2query model (Nogueira et al., 2019), expanding the documents with predicted queries which are related or representative of the documents’ content. The queries are predicted by a sequence-to-sequence model taking the document terms as input. Both DE-hybrid and ME-hybrid (Luan et al., 2020) use dense features from BERT and hand-craft sparse features. DE-hybrid takes the *CLS* representations of document and query as the dense feature and calculates the dot product similarity. This similarity score is further combined with sparse retrieval scores as the final score for ranking. Different from DE-hybrid, ME-hybrid uses the max-pooling over multiple contextual embeddings as the dense features.

More Details of Passage Ranking Baselines: The classic sparse retrieval baselines include the standard BM25, Best TREC Sparse Retrieval with tuned query expansion, and Best DeepCT, all from TREC DL 2019 official evaluation (Craswell et al., 2020). These three approaches represent the standard sparse retrieval, best classical sparse retrieval, and the latest method of using BERT to improve sparse retrieval. DPR (RoBERTa) (Karpukhin et al., 2020) is a dense retrieval approach that uses a deep encoder that is fine-tuned from a pre-trained RoBERTa checkpoint. The difference between DPR, ANCE, and Siamese (BM25 Neg) is how to select negative samples in the triplet loss. In DPR, the encoder is fine-tuned using negative samples from the current mini-batch and the top 100 BM25 retrieved results.

More Details of News Recommendation Baselines: Based on Transformer (Vaswani et al., 2017), Transformer-XL (Dai et al., 2019) uses relative positional encodings that integrate content-dependent positional scores and a global positional score in the self-attention layer. TENER (Yan et al., 2019) uses direction-aware sinusoidal relative position embeddings in a similar way as in Transformer-XL. Different from Transformer-XL and TENER, DA-Transformer (Wu et al., 2020a) directly re-scales the attention weights based on the mapped relative distances instead of using sinusoidal position embeddings. It first uses a learnable parameter to weight the real distances between tokens in each attention head. Then it uses a learnable sigmoid function to map the weighted distances into re-scaled coefficients with proper ranges, which are further used to adjust the raw attention weights before softmax normalization.