

SeaPearl: A Constraint Programming Solver guided by Reinforcement Learning

Félix Chalumeau^{1,*}, Ilan Coulon^{1,*}, Quentin Cappart², and Louis-Martin
Rousseau²

¹ École Polytechnique, Institut Polytechnique de Paris, Palaiseau, France
{felix.chalumeau, ilan.coulon}@polytechnique.edu

² École Polytechnique de Montréal, Montreal, Canada
{quentin.cappart, louis-martin.rousseau}@polymtl.ca

Abstract. The design of efficient and generic algorithms for solving combinatorial optimization problems has been an active field of research for many years. Standard exact solving approaches are based on a clever and complete enumeration of the solution set. A critical and non-trivial design choice with such methods is the branching strategy, directing how the search is performed. The last decade has shown an increasing interest in the design of machine learning-based heuristics to solve combinatorial optimization problems. The goal is to leverage knowledge from historical data to solve similar new instances of a problem. Used alone, such heuristics are only able to provide approximate solutions efficiently, but cannot prove optimality nor bounds on their solution. Recent works have shown that reinforcement learning can be successfully used for driving the search phase of constraint programming (CP) solvers. However, it has also been shown that this hybridization is challenging to build, as standard CP frameworks do not natively include machine learning mechanisms, leading to some sources of inefficiencies. This paper presents the proof of concept for *SeaPearl*, a new CP solver implemented in *Julia*, that supports machine learning routines in order to learn branching decisions using reinforcement learning. Support for modeling the learning component is also provided. We illustrate the modeling and solution performance of this new solver on two problems. Although not yet competitive with industrial solvers, *SeaPearl* aims to provide a flexible and open-source framework in order to facilitate future research in the hybridization of constraint programming and machine learning.

Keywords: Reinforcement Learning · Solver Design · Constraint Programming

1 Introduction

The goal of combinatorial optimization is to find an optimal solution among a finite set of possibilities. Such problems are frequently encountered in transportation, telecommunications, finance, healthcare, and many other fields [1,5,30,39,44,45].

¹ * The two authors contributed equally to this paper.

Finding efficient methods to solve them has motivated research efforts for decades. Many approaches have emerged in the recent years seeking to take advantage of learning methods to outperform standard solving approaches. Two types of approaches have been particularly successful while still showing drawbacks. First, in the last years machine learning approaches, such as deep reinforcement learning (DRL), have shown their promise for designing good heuristics dedicated to solve combinatorial optimization problems [6,14,15,27]. The idea is to leverage knowledge from historical data related to a specific problem in order to solve rapidly future instances of the problem. Although, a very fast computation time for solving the problem is guaranteed, such approaches only acts as a heuristics and no mechanisms for improving a solution nor to obtain optimality proofs are proposed.

A second alternative is to embed a learning-component inside a search procedure. This has been proposed for mixed-integer programming [21], local search [20,52], and constraint programming [2,10]. However, it has been shown that such a hybridization is challenging to build, as standard optimization frameworks do not natively include machine learning mechanisms, leading to some sources of inefficiencies, and to a tedious and long development process. As an illustrative example, Cappart et al. [10] used a deep reinforcement learning approach to learn the value-selection heuristic for driving the search of a CP solver. To do so, they resorted to a *Python* binding in order to call deep learning routines in the solver Gecode [41], causing an important computational overhead.

Following this idea, we think that learning branching decisions in a constraint programming solver is an interesting research direction. That being said, we believe that a framework that can be used for prototyping and evaluating new ideas is currently missing in this research field. Based on this context, this paper presents *SeaPearl* (homonym of CPuRL, standing for *constraint programming using reinforcement learning*), a flexible, easy-to-use, research-oriented, and open-source constraint programming solver able to natively use deep reinforcement learning algorithms for learning value-selection heuristics. The philosophy behind this solver is to ease and speed-up the development process to any researcher desiring to design learning-based approaches to improve constraint programming solvers. Accompanying this paper, the code is available on Github³. Experiments on two toy-problems, namely the *graph coloring* and the *travelling salesman problem with time windows*, are proposed in order to highlight the learning aspect of the solver. Note also that compared to *impact-based search* [37], hybridization with ant colony optimization [42], or similar mechanisms where a learning component is used to improve the search of the solving process for a specific instance, the goal of our learning process is to leverage knowledge learned from other similar instances.

The paper is structured as follows. The next section introduces reinforcement learning and graph neural network, a deep architecture used in the solver. The complete architecture of *SeaPearl* is then proposed, followed by an illustration of the modelling support for the learning component. Finally, experiments and

³ <https://github.com/corail-research/SeaPearl.jl>

discussions about research directions that can be carried out with this solver are proposed.

2 Technical Background

This section gives details about the two main concepts that make SeaPearl different from other CP solvers.

2.1 Reinforcement Learning

Reinforcement Learning (RL) [43] is a sub-field of machine learning dedicated to train agents to take actions in an environment in order to maximize an accumulated reward. The goal is to let the agent interact with the environment and discover which sequences of actions lead to the highest reward. Formally, let $\langle S, A, T, R \rangle$ be a tuple representing the environment, where S is the set of state that can be encountered in the environment, A is the set of actions that can be taken by the agent, $T : S \times A \mapsto S$ is the transition function leading the agent from a state to another one given the action taken and, $R : S \times A \mapsto \mathbb{R}$ is the reward function associated with a particular transition. The behaviour of an agent is driven by its policy $\pi : S \mapsto A$, deciding which action to take when facing a specific state S . The goal of an agent is to compute a policy maximizing the accumulated sum of rewards during its lifetime, referred to as an *episode*, and defined by a sequence of states $s_t \in S$ with $t \in [1, T]$ and s_T is the terminal state. Considering a discounting factor γ , the total return at step t is denoted by $G_t = \sum_{k=t}^T \gamma^{k-t} R(s_k, a_k)$.

In deterministic environments, the value of taking an action a from a state s under a policy π is defined by the action-value function $Q^\pi(s_t, a_t) = G_t$. Then, the problem consists in finding a policy that maximizes the final return: $\pi^* = \operatorname{argmax}_\pi Q^\pi(s, a), \forall s, a \in S \times A$. However, the number of possibilities has an exponential increase with the number of states and actions, which makes solving this problem exactly intractable. Reinforcement learning approaches tackle this issue by letting the agent interact with the environment in order to learn information that can be leveraged to build a good policy. Many RL algorithms have been developed for this purpose, the most recent and successful ones are based on deep learning [22] and are referred to as *deep reinforcement learning* [3]. The idea is to approximate either the policy π , or the action-value function Q by a neural network in order to scale up to larger state-action spaces. For instance, *value-based methods*, such as DQN [34], have the following approximation: $\hat{Q}^\pi(\theta, s_t, a_t) \approx Q^\pi(s_t, a_t)$; whereas *policy-based methods*, such as PPO [40] approximates the policy: $\hat{\pi}(\theta, s) \approx \pi(s)$, where θ are parameters of a trained neural network.

2.2 Graph Neural Network

Learning on graph structures is a recent and active field of research in the machine learning community. It has plenty of applications such as molecular biology

[25], social sciences [35], and physics [38]. It has also been considered for solving combinatorial optimization problems [26]. Formally, let $G = (V, E)$ be a graph with V the set of vertices, E the set of edges, $\mathbf{f}_v \in \mathbb{R}^k$ a vector of k features attached to a vertex $v \in V$, and similarly, $\mathbf{h}_{v,u} \in \mathbb{R}^q$ a vector of q features attached to an edge $(v, u) \in E$. Intuitively, the goal of *graph neural networks* (GNN) is to learn a p -dimensional representation $\mu_v \in \mathbb{R}^p$ for each node $v \in V$ of G . Similar to convolutional neural networks that aggregate information from neighboring pixels of an image, GNNs aggregate information from neighboring nodes using edges as conveyors. The features f_v are aggregated iteratively with the neighboring nodes in the graph. After a predefined number of aggregation steps, the node embedding are produced and encompass both local and global characteristics of the graph.

Such aggregations can be performed in different ways. A simple one has been proposed by Dai et al. [13] and works as follows. Let T be the number of aggregation steps, μ_v^t be the node embedding of v obtained after t steps and $\mathcal{N}(v)$ the set of neighboring nodes of $v \in V$ in G . The recursive computation of μ_v^t is shown in Eq. (1), where vectors $\theta_1 \in \mathbb{R}^{p \times k}$, $\theta_2 \in \mathbb{R}^{p \times p}$, $\theta_3 \in \mathbb{R}^{p \times p}$, $\theta_4 \in \mathbb{R}^{p \times q}$ are vectors of parameters that are learned, and σ a non-linear activation function such as ReLU. The final embedding μ_v^{T+1} obtained gives a representation for each node v of the graph, that can consequently be used as input of regular neural networks for any prediction tasks.

$$\mu_v^{t+1} = \sigma \left(\theta_1 \mathbf{f}_v + \theta_2 \sum_{u \in \mathcal{N}(v)} \mu_u^t + \theta_3 \sum_{u \in \mathcal{N}(v)} \sigma(\theta_4 \mathbf{h}_{v,u}) \right) \quad \forall t \in \{1, \dots, T\} \quad (1)$$

Many variants and improvements have been proposed to this framework. A noteworthy example is the *graph attention network*, that uses an attention mechanism [4], commonly used in recurrent neural networks. Detailed information about GNNs are proposed in the following surveys [11,49,51] and an intensive comparisons on the computational results of the different architectures have been proposed by Dwivedi et al. [19].

3 Embedding Learning in Constraint Programming

This section describes the architecture and the design choices behind SeaPearl. A high-level overview is illustrated in Fig. 1. Mainly inspired by [10], the architecture is divided into three parts: a constraint programming model, a reinforcement learning environment and a common representation that can be used as a bridge between both frameworks. Details about the different components of the complete architecture are proposed below.

Constraint Programming Solver A CP model is a tuple $\langle X, D, C, O \rangle$ where X is the set of variables we are trying to assign a value to, $D(X)$ is the set of

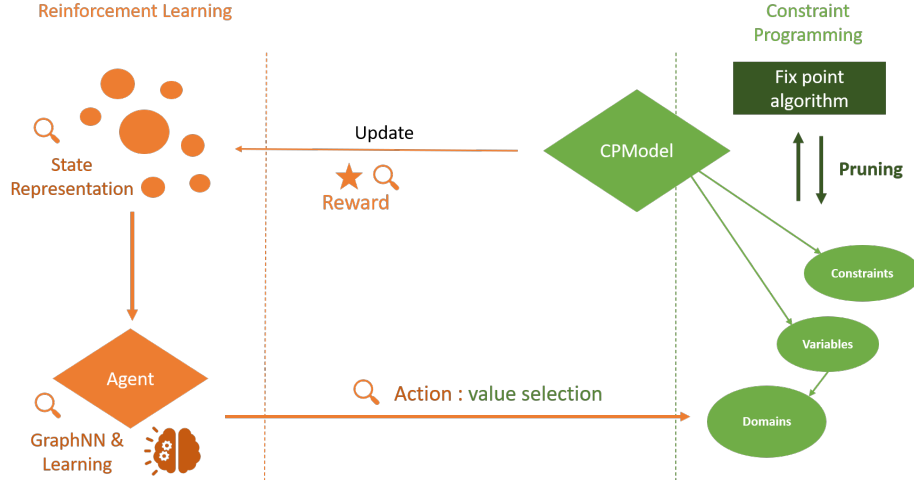


Fig. 1: Overview of SeaPearl architecture

domains associated with each variable, C the set of constraints that the variables must respect and O an objective function. The goal of the solver is to assign a value for each variable $x \in X$ from $D(x)$ which satisfy all the constraints in C and that optimize the objective function O . The design of the solving process is heavily inspired by what has been done in modern *trailing-based* solvers such as OscaR [36], or Choco [24]. It also takes inspiration from MiniCP [28] in its philosophy. The focus is on the extensibility and flexibility of the solver, especially for the learning component. The goal is to make learning easy and fast to prototype inside the solver. That being said, the solver is *minimalist*. At the time of writing, only few constraints are implemented.

Reinforcement Learning Model The goal of reinforcement learning is to improve the CP solving process using knowledge from previously solved problems. It is done by learning an appropriate value-selection heuristic and using it at each node of the tree search. Following the taxonomy of Bengio et al. [7], this kind of learning belongs to the third class (*machine learning alongside optimization algorithms*) of ML approaches for solving combinatorial problems, and raises many challenges. To do so, a generic reinforcement learning environment genuinely representing the behaviour of the solving process for solving a CP model must be designed. Let Q^p be a specific instance of a combinatorial problem p we want to solve, C_i^p be the associated CP model at the i -th explored node of the tree search, and S_i^p be statistics of the solving process at the i -th node (number of backtracks, if the node has been already visited, etc.). The environment $\langle S, A, T, R \rangle$ we designed is as follows.

State We define a state $s_i \in S$ as the triplet (Q^p, C_i^p, S_i^p) . By doing so, each state contains (1) information about the instance that is solved, (2) the current state of the CP model and (3) the current state of the solving process. In practice, each state is embedded into a d -dimensional vector of features, that serves as input for a neural network. This can be done in different manners. The representation we selected is described in the next subsection.

Action Each action corresponds to a value that can be assigned to a variable of the CP model. An action $a \in A$ at a state $s_i \in S$ is available if and only if it is in the domain of the variable x that has been selected for branching on at step i ($a \in D(X)$ for C_i^p).

Transition function The transition updates the current state according to the action that has been selected. In our case, it updates the domains of the different variables. It is important to highlight that the transition encompasses everything that is done inside the CP solver at each branching step, such as the constraint propagation during the fix-point computation, or the trailing in case of backtrack. This is an important difference with [10] where the transition only consists in the assignation of a value to a variable and is disconnected to the internal mechanisms of the CP solving process.

Reward function The reward is a key component of any reinforcement learning environment [16]. In our case, it has a direct impact on how the tree search is explored. Although it is commonly expressed as a function of the objective function O , it is not clear how it can be shaped in order to drive the search to provide the best solution and to prove optimality, which often require different branching strategies. For this reason, the solver allows the user to define its own reward. That being said, a reward that gives a penalty of -1 at each step is integrated by default. This simple reward encourages the agent to conclude an episode as soon as possible. The end of an episode means that the solver reached optimality. Hence, giving such a penalty drove the agent to reduce the number of visited nodes for proving optimality.

Learning agent Once the environment has been defined, any RL agent can be used to train the model [34,40]. The goal is to build a neural network NN that outputs an appropriate value to branch on at each node of the tree search. At the beginning of each new episode, an instance Q^p of the problem we want to solve is randomly taken from the training set and the learning is conducted on it. The training algorithm returns a vector of weights (θ) which is used for parametrizing the neural network. A recurrent issue in related works using learning approaches to solve combinatorial optimization problem is having access to enough data for training a model. It is not often the case, and this makes the design of new approaches tedious. To deal with this limitation, the solver integrates a support for generating synthetic instances, which are directly fed in the learning process. Then, the training is done using randomly generated instances sampled from a similar distribution to those we want to solve.

State representation In order to ensure the genericity of the framework, the neural architecture must be able to take any triplet $(\mathcal{Q}^p, \mathcal{C}_i^p, \mathcal{S}_i^p)$ as input, which requires to encode the RL state by a suitable representation. Doing so for the statistics (\mathcal{S}_i^p) is trivial as they mainly consist of numerical values or categorical data. The information related to the instances (\mathcal{Q}^p) is by definition problem-dependent, and several architectures are possible [10]. This information can also be omitted in our solver. However, a representation able to handle any CP model (\mathcal{C}_i^p) is required. In another context, Gasse et al. [21] proposed a variable-constraint bipartite graph representation of mixed-integer linear programs in order to learn branching decisions inside a MIP solver using imitation learning. The representation they used is leveraged using a graph neural network. Following this idea, our solver adopted a similar architecture, referred to as a *tripartite graph* but tailored for CP models. A CP model $\langle X, D, C, O \rangle$ is represented by a simple and undirected graph $G(V_x, V_d, V_c, E)$ as follows. Each variable $x \in X$ is associated to a vertex from V_x , each possible value (union of all the domains) to a vertex from V_d , and each constraint to a vertex from V_c . Edges only connect either nodes from V_x to V_c if the variable x is involved in constraint c , or nodes from V_x to V_d if d is inside the current domain of x . Finally, each vertex and each edge can be labelled with a vector of features, corresponding to additional information of the model (arity of a constraint, domain size of a variable, type of a global constraint, etc.).

Algorithm 1: Solving process of SeaPearl

```

1 ▷ Pre:  $\mathcal{Q}^p$  is a specific instance of combinatorial problem  $p$ .
2 ▷ Pre:  $\mathcal{C}_0^p$  is the state of the CP model  $\langle X, D, C, O \rangle$  at the root node.
3 ▷ Pre: NN is a neural architecture giving a value at a node of the tree.
4 ▷ Pre:  $\mathbf{w}$  is a trained weight vector parametrizing the neural network.
5  $\mathcal{C}_0^p := \text{CPencoding}(\mathcal{Q}_p)$ 
6  $\Psi := \text{CP-search}(\mathcal{C}_0^p)$ 
7  $i := 0$ 
8 while  $\Psi$  is not completed do
9    $\text{fixPoint}(\mathcal{C}_i^p)$ 
10   $\mathcal{S}_i^p := \text{getSearchStatistics}(\Psi)$ 
11   $x := \text{selectVariable}(\mathcal{C}_i^p)$ 
12   $v := \text{NN}(\mathbf{w}, x, \mathcal{Q}^p, \mathcal{C}_i^p, \mathcal{S}_i^p)$ 
13   $\mathcal{C}_{i+1}^p := \text{branch}(\Psi, x, v)$ 
14   $i := i + 1$ 
15 return  $\text{bestSolution}(\Psi)$ 

```

Solving Algorithm The solving process of SeaPearl is illustrated in Algorithm 1. It mostly works in the same manner as any modern CP solver. The main difference is the consistent use of a learned-heuristic for the value selection. While the search is not completed (lines 8-14), the fix-point algorithm is

executed on the current node (line 9), and the features used as input of the neural network are extracted, both concerning the CP model (line 9) and the solving statistics (line 11). Using such information, the trained model is called in order to obtain the value on which the current variable must be branched on (line 12). Finally, the best solution found is returned (line 15). Note also that additional mechanisms, such as prediction caching [10], can be added to speed-up the search. The architecture of the network considered (line 12) is proposed in Fig. 2. It works as follows: (1) the graph neural network computes a latent d -dimensional vector representation of the features related to the current variable the tripartite graph, (2) the vector is used as input of a fully-connected neural network in order to obtain a score for each possible value (resp. action), and (3) this score is passed through a mask in order to keep only the values that are inside the domain.

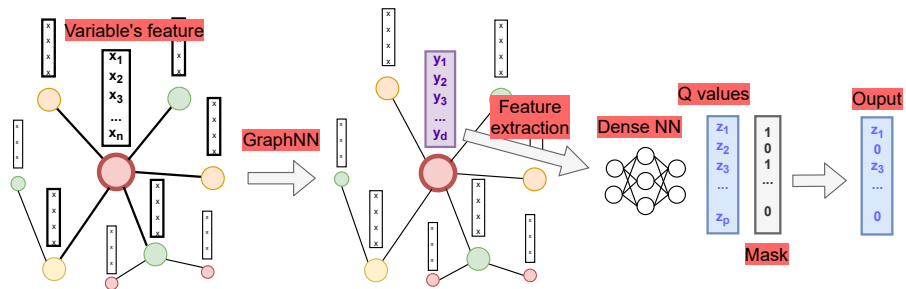


Fig. 2: Simplified representation of the neural network architecture

4 Modeling, Learning and Solving with SeaPearl

The goal of *SeaPearl* is to make most of the previous building blocks transparent for the end-user. This section illustrates how it is done with the graph coloring problem. Let $G(V, E)$ be an undirected graph. A *coloring* of G is an assignment of labels to each node such that adjacent nodes have a different label. The *graph coloring problem* consists in finding a coloring that uses the minimal number of labels. The programming language that we selected to develop *SeaPearl* is *Julia* [8], which is (1) efficient during runtime, and (2) rich in both mathematical programming [18,31,9,29] and machine learning libraries [23,50]. This resolves the issue encountered in [10] where an inefficient *Python* binding has been developed in order to call deep learning routines in C++ implementation of the solver *Gecode* [41]. More examples are also available on the Github repository of the solver.

A regular CP model of the graph coloring problem is shown in Listing 1.1. The first step is to build a *trailer*, instantiating the trailing mechanisms and

a *model*, instantiating the tuple $\langle X, D, C, O \rangle$. Variables, constraints, and the objective are then added to this object. Once the model is built, the solving process can then be run. At that time, no learning is done.

Listing 1.1: CP model for the graph coloring problem

```
## Preamble ##
n_vertex, n_edge, edges = getInput(instance)
trailer = SeaPearl.Trailer()
model = SeaPearl.CPModel(trailer)

## Variable declaration ##
k = SeaPearl.IntVar(0, n_vertex, trailer)
x = SeaPearl.IntVar[]

for i in 1:n_vertex
    push!(x, SeaPearl.IntVar(1, n_vertex, trailer))
    SeaPearl.addVariable!(model, last(x))
end

## Constraints ##
for v1, v2 in input.edges
    push!(model.constraints, SeaPearl.NotEqual(x[v1], x[v2], trailer))
end

for v in x
    push!(model.constraints, SeaPearl.LessOrEqual(v, k, trailer))
end

## Objective (minimizing by default) ##
model.objective = k
SeaPearl.solve!(model)
```

The next snapshot (Listing 1.2) shows how a reinforcement learning agent can be easily defined. The first instruction corresponds to the definition of the deep architecture, consisting of 4 graph attention layers (GATCov), and 5 fully-connected layers (Dense). To do so, a binding with the library Flux [23] has been developed. The second instruction defines the deep reinforcement learning agent. It requires as input (1) the neural architecture, (2) the optimizer desired (Adam), (3) the type of RL algorithm (DQN) and (4) hyper-parameters that depends on the specific algorithm selected (e.g., the discounting factor).

Listing 1.2: Reinforcement Learning agent for the graph coloring problem

```
## Neural network architecture ##
neuralNetwork = SeaPearl.FlexGNN(
    graphChain = Flux.Chain(
        GATConv(nInput => 10, heads=2),
        GATConv(20 => 10, heads=3),
        GATConv(30 => 10, heads=3),
        GATConv(30 => 20, heads=2),
    ),
    nodeChain = Flux.Chain(
        Dense(20, 20),
        Dense(20, 20),
        Dense(20, 20),
        Dense(20, 20),
    ),
    outputLayer = Dense(20, nOutput))
```

```

## Reinforcement learning agent ##
agent = RL.Agent(
  policy = RL.QBasedPolicy(
    learner = SeaPearl.CPDQNLearner(
      approximator = RL.Approximator(neuralNetwork, ADAM())
      loss_function = huber_loss,
      discounting_factor = 0.9999,
      batch_size = 32,
      ...
    ),
    explorer = SeaPearl.CPEpsilonGreedyExplorer())

```

The last snapshot (Listing 1.3) shows how the training routines can be defined. The value-selection heuristic is first defined as a heuristic that will be trained using the previously defined RL agent. Then, a random generator, dedicated to construct new training instances, is instantiated. For the graph coloring case, this generator is based on the construction proposed by [12] and builds graphs of n vertices with density p that are k -colorable. Finally, the training can be run. To do so, the user has to provide the value-selection to be trained, the instance generator, the number of episodes, the search strategy, and the variable heuristic. Once trained, the heuristic can be used to solve new instances.

Listing 1.3: Training a value-selection heuristic

```

## Defining the value selection heuristic as the RL agent ##
val_heuristic = SeaPearl.LearnedHeuristic(agent)

## Generating random instances ##
gc_generator = SeaPearl.GraphColoringGenerator()

## Training the model ##
SeaPearl.train!(
  valueSelectionArray = [val_heuristic],
  generator = gc_generator,
  nb_episodes = 1000,
  strategy = SeaPearl.DFSearch,
  variableHeuristic = SeaPearl.MinDomain())

```

We would like to highlight that these pieces of code illustrate only a small subset of the functionalities of the solver. Many other components, such as the reward, or the state representation can be redefined by the end-user for prototyping new research ideas. This has been made possible thanks to the multiple dispatching functionality of *Julia*, allowing the user to redefine types without requiring changes to the source code of `SeaPearl`.

5 Experimental results

The goal of the experiments is to evaluate the ability of `SeaPearl` to learn good heuristics for value-selection. Comparisons against greedy heuristics on two NP-hard problems are proposed: *graph coloring* and *travelling salesman with time windows*. In order to ease the future research in this field and to ensure reproducibility, the implementation, the models and the results are released in open-

source with the solver. Instances for training the models have been generated randomly with a custom generator. Training is done until convergence, limited to 13 hours on AWS’ EC2 with 1 vCPU of Intel Xeon capped to 3.0GHz, and the memory consumption is capped to 32 GB. The evaluation is done on other instances (still randomly generated in the same manner) on the same machine.

5.1 Graph Coloring Problem

The experiments are based on a standard CP formulation of the graph coloring problem (Listing 1.1), using the smallest domain as variable ordering. Instances are generated in a similar fashion as [12]. They have a density of 0.5, and the optimal solutions have less than 5 colors. Comparison is done with a heuristic that takes the smallest available label in the domain (min-value). The training phase ran for 600 episodes (execution time of 13 hours) using DQN learning algorithm [34], a graph attention network has been used as deep architecture [46] upon the tripartite graph detailed in Section 3. A new instance is generated for each episode. The first experiment records the average number of nodes that has been explored before proving the optimality of the instances at different steps of the training, and using the default settings of `SeaPearl`. Results are presented in Fig. 3 for graphs with 20 and 30 nodes. Every 30 episodes, an evaluation is performed on a validation set of 10 instances. We can observe that the learned heuristic is able to reproduce the behaviour of the min-value heuristic, showing that the model is able to learn inside a CP solver. Results of the final trained model on 50 new instances are illustrated in Fig. 4 using performance profiles [17]. The metric considered is still the number of nodes explored before proving optimality. Results show that the performances on the heuristic can be equaled.

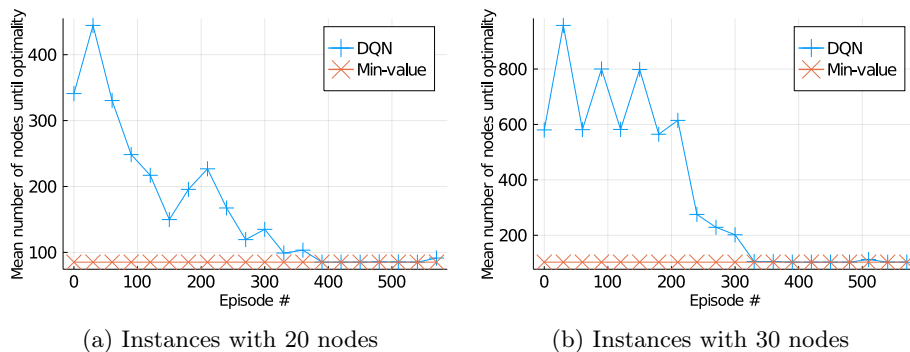


Fig. 3: Training curve of the DQN agent for the graph coloring problem

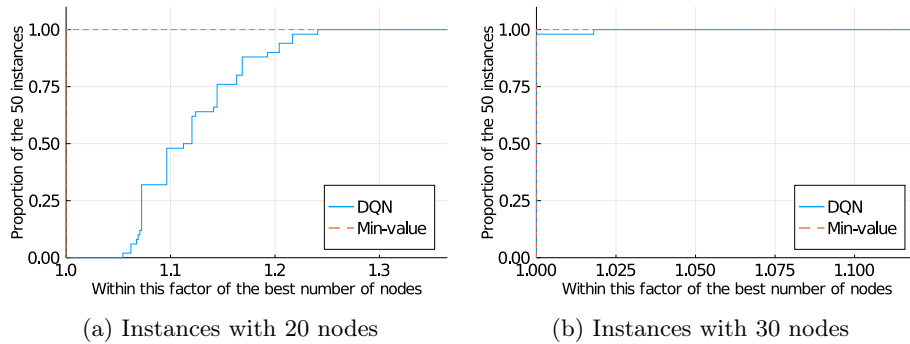


Fig. 4: Performance profiles (number of nodes) for the graph coloring problem

5.2 Travelling Salesman Problem with Time Windows

Given a graph of n cities, The *travelling salesman problem with time windows* (TSPTW) consists of finding a minimum-cost circuit that connects a set of cities. Each city i is defined by a position, and a time window, defining the period when it can be visited. Each city must be visited once and the travel time between two cities i and j is defined by $d_{i,j}$. It is possible to visit a city before the start of its time windows but the visitor must wait there until the start time. However, it is not possible to visit a city after its time window. The goal is to minimize the sum of the travel distances. This case study has been proposed previously as a proof of concept for the combination of constraint programming and reinforcement learning [10]. We reused the same design choices they did. The CP model is based on a dynamic programming formulation, the neural architecture is based on a graph attention network and the reward is shaped to drive the agent to find first a feasible solution, and then to find the optimal one. It is also noteworthy to mention that the default tripartite graph of our solver is not used in this experiment. A graph representing directly the current TSPTW instance is used instead, with the position and the time windows bounds as node features, and the distances between each pair of nodes as edge features.

Instances are generated using the same generator as in [10]. The training phase ran for 3000 episodes (execution time of 6 hours) and a new instance is generated for each episode. The variable ordering used is the one inferred by the dynamic programming model, and the value selection consists of taking the closest city to the current one. As with the previous experiment, we record the average number of nodes that have been explored before proving optimality. Results are presented in Fig. 5 for instances with 20 and 50 cities. Once the model has been trained, we observe that the learned heuristic is able to outperform the baseline with a factor of 3 in terms of the number of nodes visited. This result is corroborated by the performance profiles in Fig. 6, which shows the number of nodes explored before optimality for the final trained model. Execution time required to solve the instances is illustrated in Fig. 7. We can observe that even

if less nodes are explored, the greedy heuristic is still faster. This is due to the time needed to traverse the neural network at each node of the tree search. This difficulty is discussed in the next section.

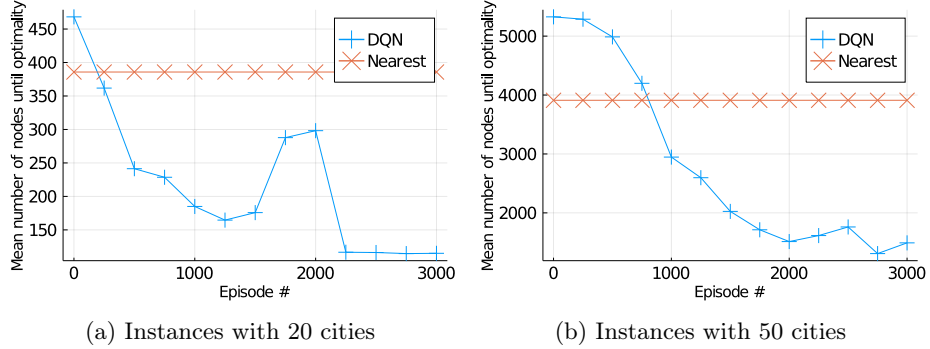


Fig. 5: Training curve of the DQN agent for the TSPTW

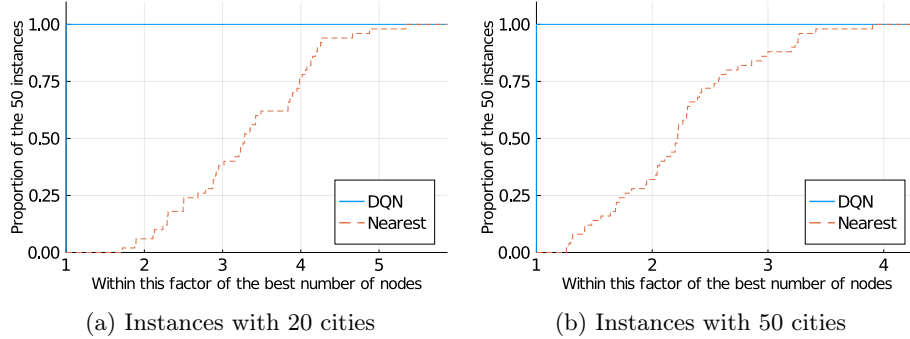


Fig. 6: Performance profile (number of nodes) for the TSPTW

6 Perspectives and Future Works

Leveraging machine learning approaches in order to speed-up optimization solver is a research topic that has an increasing interest [10,2,21]. In this paper, we propose a flexible and open-source research framework towards the hybridization of constraint programming and deep reinforcement learning. By doing so, we hope that our tool can facilitate the future research in this field. For instance, four aspects can be directly addressed and experimented: (1) how to design

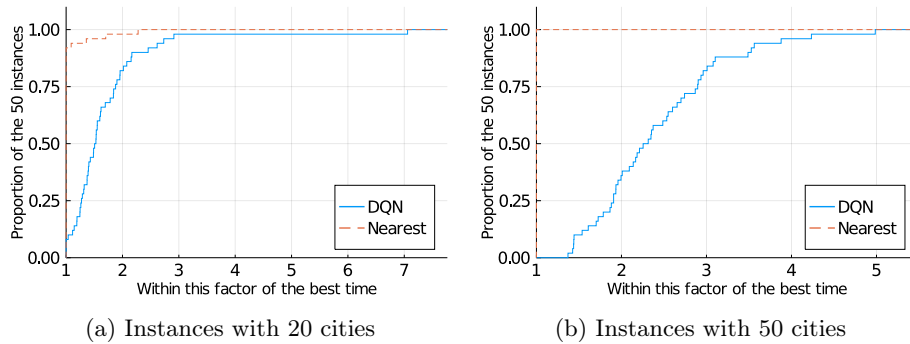


Fig. 7: Performance profile (execution time) for the TSPTW

the best representation of a CP state as input of a neural network, (2) how to select an appropriate neural network architecture for efficiently learn value-selection heuristics, (3) what kinds of reinforcement learning algorithm are the most suited for this task, and (4) how the reward should be designed to maximize the performances. Besides, other research questions have emerged during the development of this framework. This section describes four of them.

Extending the Learning to Variable Selection As a first proof of concept, this work focused on how a value-selection heuristic can be learned inside a constraint programming solver. Although crucial for the performances of the solver, especially for proving optimality [47], this has not been studied in this paper, and it has to be defined by the user. Integrating a learning component on it as well would be a promising direction and would not require too much effort to be implemented as a new feature.

Finding Solutions and Proving Optimality Separately As highlighted by Vilim et al. [47], finding a good solution and exploring/pruning the search tree efficiently in order to prove optimality are two different tasks, that may require distinct heuristics. On the contrary, the reinforcement learning agent presented in this paper can hardly understand how and when both tasks should be prioritized. This leads to another avenue of future work: having two specialized reinforcement learning agents, one dedicated to find good solutions, and the other one to prove optimality.

Accelerating the Computation of the Learned Heuristics As for any solving tool, efficiency is a primary concern. It is thus compulsory for the learned heuristic to be not only better than a man-engineered heuristic in terms of number of nodes visited but also in terms of time needed. As highlighted in the experiments, calling a neural neural network is time consuming compared to calling a simple greedy heuristic. Interestingly, this aspect has not been so

considered in most deep learning works, as the trained model are only called few times, rendering the inference time negligible in practice. In our case, as the model has to be called at each node of the tree search (possibly more than 1 million times), the inference time becomes a main concern. This opens another research direction, consisting in finding an appropriate trade-off between a large model having accurate prediction and a small model proposing worse prediction, but much faster. This is related to *network pruning* literature, which aims to reduce the heavy inference cost of deep models in low-resource settings [32,33].

Reducing the Action Space Another difficulty is to deal with problems having large domains, such as in the TSPTW. On a reinforcement learning perspective, it consists of having a large action space, which makes the learning more difficult, and reduces the generalization to large instances. A possible direction could be to reduce the size of the action space using a dichotomy selection. Assuming a domain of n values and a number of actions capped at k , the current domain is divided into k intervals, and the selection of an action consists in taking a specific interval. This can be done until a final value has been found. Another option is to use another architecture that are less sensitive to large action spaces, such as *pointer networks* [48], which are commonly used in natural language processing but which have also been considered in combinatorial optimization [15].

7 Conclusion

Combining machine learning approaches with a search procedure in order to solve combinatorial optimization problems is a hot topic in the research community, but it is still a challenge as many issues must be tackled. We believe that the combination of constraint programming and reinforcement learning is a promising direction for that. However, developing such hybrid approaches require a tedious and long development process [10]. Based on this context, this paper proposes a flexible, easy-to-use and open-source research framework towards the hybridization of constraint programming and deep reinforcement learning. The integration is done on the search procedure, where the learning component is dedicated to obtain a good value-selection heuristic. Experimental results show that a learning is observed, and highlight challenges related to execution time. We position this contribution not only as a new constraint programming solver, but also as an open-source tool dedicated to help the community in the development of new hybrid approaches.

References

1. Anagnostopoulos, K.P., Mamanis, G.: A portfolio optimization model with three objectives and discrete variables. *Computers & Operations Research* **37**(7), 1285–1297 (2010)

2. Antuori, V., Hébrard, E., Huguet, M.J., Essodaigui, S., Nguyen, A.: Leveraging reinforcement learning, constraint programming and local search: A case study in car manufacturing. In: *International Conference on Principles and Practice of Constraint Programming*. pp. 657–672. Springer (2020)
3. Arulkumaran, K., Deisenroth, M.P., Brundage, M., Bharath, A.A.: Deep reinforcement learning: A brief survey. *IEEE Signal Processing Magazine* **34**(6), 26–38 (2017)
4. Bahdanau, D., Cho, K., Bengio, Y.: Neural machine translation by jointly learning to align and translate. *arXiv preprint arXiv:1409.0473* (2014)
5. Baptiste, P., Le Pape, C., Nuijten, W.: *Constraint-based scheduling: applying constraint programming to scheduling problems*, vol. 39. Springer Science & Business Media (2012)
6. Bello, I., Pham, H., Le, Q.V., Norouzi, M., Bengio, S.: Neural combinatorial optimization with reinforcement learning (2017)
7. Bengio, Y., Lodi, A., Prouvost, A.: Machine learning for combinatorial optimization: a methodological tour d’horizon. *European Journal of Operational Research* (2020)
8. Bezanson, J., Edelman, A., Karpinski, S., Shah, V.B.: Julia: A fresh approach to numerical computing. *SIAM Review* **59**(1), 65–98 (Jan 2017). <https://doi.org/10.1137/141000671>, <http://dx.doi.org/10.1137/141000671>
9. Bromberger, S., Fairbanks, J., et al.: *Juliagraphs/lightgraphs.jl: an optimized graphs package for the julia programming language* (2017)
10. Cappart, Q., Moisan, T., Rousseau, L.M., Prémont-Schwarz, I., Cire, A.: Combining reinforcement learning and constraint programming for combinatorial optimization (2020)
11. Chami, I., Abu-El-Haija, S., Perozzi, B., Ré, C., Murphy, K.: Machine learning on graphs: A model and comprehensive taxonomy (2021)
12. Culberson, J.C., Luo, F.: Exploring the k-colorable landscape with iterated greedy. In: *Dimacs Series in Discrete Mathematics and Theoretical Computer Science*. pp. 245–284. American Mathematical Society (1995)
13. Dai, H., Dai, B., Song, L.: Discriminative embeddings of latent variable models for structured data. In: *International conference on machine learning*. pp. 2702–2711 (2016)
14. Dai, H., Khalil, E.B., Zhang, Y., Dilkina, B., Song, L.: Learning combinatorial optimization algorithms over graphs (2018)
15. Deudon, M., Cournut, P., Lacoste, A., Adulyasak, Y., Rousseau, L.M.: Learning heuristics for the tsp by policy gradient. In: van Hoeve, W.J. (ed.) *Integration of Constraint Programming, Artificial Intelligence, and Operations Research*. pp. 170–181. Springer International Publishing, Cham (2018)
16. Dewey, D.: Reinforcement learning and the reward engineering principle. In: *AAAI Spring Symposia* (2014)
17. Dolan, E.D., Moré, J.J.: Benchmarking optimization software with performance profiles. *Mathematical programming* **91**(2), 201–213 (2002)
18. Dunning, I., Huchette, J., Lubin, M.: Jump: A modeling language for mathematical optimization. *SIAM Review* **59**(2), 295–320 (Jan 2017). <https://doi.org/10.1137/15m1020575>, <http://dx.doi.org/10.1137/15M1020575>
19. Dwivedi, V.P., Joshi, C.K., Laurent, T., Bengio, Y., Bresson, X.: Benchmarking graph neural networks. *arXiv preprint arXiv:2003.00982* (2020)

20. Gambardella, L.M., Dorigo, M.: Ant-q: A reinforcement learning approach to the traveling salesman problem. In: Machine learning proceedings 1995, pp. 252–260. Elsevier (1995)
21. Gasse, M., Chételat, D., Ferroni, N., Charlin, L., Lodi, A.: Exact combinatorial optimization with graph convolutional neural networks. arXiv preprint arXiv:1906.01629 (2019)
22. Goodfellow, I., Bengio, Y., Courville, A., Bengio, Y.: Deep learning, vol. 1. MIT press Cambridge (2016)
23. Innes, M., Saba, E., Fischer, K., Gandhi, D., Rudilosso, M.C., Joy, N.M., Karmali, T., Pal, A., Shah, V.: Fashionable modelling with flux. CoRR **abs/1811.01457** (2018), <https://arxiv.org/abs/1811.01457>
24. Jussien, N., Rochart, G., Lorca, X.: Choco: an open source java constraint programming library. In: CPAIOR’08 Workshop on Open-Source Software for Integer and Constraint Programming (OSSICP’08). pp. 1–10 (2008)
25. Kearnes, S., McCloskey, K., Berndl, M., Pande, V., Riley, P.: Molecular graph convolutions: moving beyond fingerprints. Journal of computer-aided molecular design **30**(8), 595–608 (2016)
26. Khalil, E., Dai, H., Zhang, Y., Dilkina, B., Song, L.: Learning combinatorial optimization algorithms over graphs. In: Advances in neural information processing systems. pp. 6348–6358 (2017)
27. Kool, W., Van Hoof, H., Welling, M.: Attention, learn to solve routing problems! arXiv preprint arXiv:1803.08475 (2018)
28. Laurent Michel, Pierre Schaus, Pascal Van Hentenryck: MiniCP: A lightweight solver for constraint programming (2018), available from <https://minicp.bitbucket.io>
29. Legat, B., Dowson, O., Garcia, J.D., Lubin, M.: Mathoptinterface: a data structure for mathematical optimization problems (2020)
30. Li, H., Womer, K.: Modeling the supply chain configuration problem with resource constraints. International Journal of Project Management **26**(6), 646–654 (2008)
31. Lin, D., White, J.M., Byrne, S., Bates, D., Noack, A., Pearson, J., Arslan, A., Squire, K., Anthoff, D., Papamarkou, T., Besançon, M., Drugowitsch, J., Schauer, M., other contributors: JuliaStats/Distributions.jl: a Julia package for probability distributions and associated functions (July 2019). <https://doi.org/10.5281/zenodo.2647458>, <https://doi.org/10.5281/zenodo.2647458>
32. Lin, J., Rao, Y., Lu, J., Zhou, J.: Runtime neural pruning. In: Proceedings of the 31st International Conference on Neural Information Processing Systems. pp. 2178–2188 (2017)
33. Liu, Z., Sun, M., Zhou, T., Huang, G., Darrell, T.: Rethinking the value of network pruning. arXiv preprint arXiv:1810.05270 (2018)
34. Mnih, V., Kavukcuoglu, K., Silver, D., Graves, A., Antonoglou, I., Wierstra, D., Riedmiller, M.: Playing atari with deep reinforcement learning (2013)
35. Monti, F., Frasca, F., Eynard, D., Mannion, D., Bronstein, M.M.: Fake news detection on social media using geometric deep learning. arXiv preprint arXiv:1902.06673 (2019)
36. Oscar Team: Oscar: Scala in OR (2012), available from <https://bitbucket.org/oscarlib/oscar>
37. Refalo, P.: Impact-based search strategies for constraint programming. In: Wallace, M. (ed.) Principles and Practice of Constraint Programming – CP 2004. pp. 557–571. Springer Berlin Heidelberg, Berlin, Heidelberg (2004)

38. Sanchez-Gonzalez, A., Godwin, J., Pfaff, T., Ying, R., Leskovec, J., Battaglia, P.W.: Learning to simulate complex physics with graph networks. arXiv preprint arXiv:2002.09405 (2020)
39. Schaus, P., Van Hentenryck, P., Régin, J.C.: Scalable load balancing in nurse to patient assignment problems. In: International Conference on AI and OR Techniques in Constraint Programming for Combinatorial Optimization Problems. pp. 248–262. Springer (2009)
40. Schulman, J., Wolski, F., Dhariwal, P., Radford, A., Klimov, O.: Proximal policy optimization algorithms. arXiv preprint arXiv:1707.06347 (2017)
41. Schulte, C., Lagerkvist, M., Tack, G.: Gecode. Software download and online material at the website: <http://www.gecode.org> pp. 11–13 (2006)
42. Solnon, C.: Ant colony optimization and constraint programming. Wiley Online Library (2010)
43. Sutton, R.S., Barto, A.G.: Reinforcement learning: An introduction. MIT press (2018)
44. Toth, P., Vigo, D.: The vehicle routing problem. SIAM (2002)
45. Tsolkas, D., Liotou, E., Passas, N., Merakos, L.: A graph-coloring secondary resource allocation for d2d communications in lte networks. In: 2012 IEEE 17th international workshop on computer aided modeling and design of communication links and networks (CAMAD). pp. 56–60. IEEE (2012)
46. Veličković, P., Cucurull, G., Casanova, A., Romero, A., Liò, P., Bengio, Y.: Graph attention networks (2018)
47. Vilím, P., Laborie, P., Shaw, P.: Failure-Directed Search for Constraint-Based Scheduling. In: Michel, L. (ed.) Integration of AI and OR Techniques in Constraint Programming. pp. 437–453. Springer International Publishing, Cham (2015)
48. Vinyals, O., Fortunato, M., Jaitly, N.: Pointer networks (2015)
49. Wu, Z., Pan, S., Chen, F., Long, G., Zhang, C., Yu, P.S.: A comprehensive survey on graph neural networks. *IEEE Transactions on Neural Networks and Learning Systems* **32**(1), 4–24 (Jan 2021). <https://doi.org/10.1109/tnnls.2020.2978386>, <http://dx.doi.org/10.1109/TNNLS.2020.2978386>
50. Yuret, D.: Knet: beginning deep learning with 100 lines of julia. In: Machine Learning Systems Workshop at NIPS. vol. 2016, p. 5 (2016)
51. Zhou, J., Cui, G., Zhang, Z., Yang, C., Liu, Z., Wang, L., Li, C., Sun, M.: Graph neural networks: A review of methods and applications (2019)
52. Zhou, Y., Hao, J.K., Duval, B.: Reinforcement learning based local search for grouping problems: A case study on graph coloring. *Expert Systems with Applications* **64**, 412–422 (2016)