

Domain Name Encryption Is Not Enough: Privacy Leakage via IP-based Website Fingerprinting

Nguyen Phong Hoang* Arian Akhavan Niaki† Phillipa Gill† Michalis Polychronakis*

*Stony Brook University
{nphoang, mikepo}@cs.stonybrook.edu

†University of Massachusetts, Amherst
{arian, phillipa}@cs.umass.edu

Abstract—Domain name encryption technologies have been proposed to improve security and privacy while browsing the web, including DNS over TLS (DoT), DNS over HTTPS (DoH), and Encrypted Server Name Indication (ESNI). Although the security benefits of these improvements are clear, as we show in this work, their positive impact on user privacy is still questionable. Given that the mapping between domain names and their hosting IP addresses can be easily obtained, as long as the domain–IP mapping of websites remains stable, the websites a user visits can still be inferred by a network-level observer based on the destination IP addresses of user connections. However, content delivery networks, DNS-based load balancing, co-hosting of different websites on the same server, and IP address churn, all contribute towards making domain–IP mappings unstable, and prevent straightforward IP-based browsing tracking for the majority of websites.

In this paper, we show that this instability is not a roadblock for reliable browsing tracking (assuming a universal DoT/DoH and ESNI deployment), by introducing an IP-based website fingerprinting technique that allows a network-level observer to identify the website a user visits with high accuracy, based solely on the IP address information obtained from the encrypted traffic. Our technique exploits the complex structure of most websites, which load resources from several domains besides their own primary domain. We extract the domains contacted while browsing 220K websites to construct domain-based fingerprints. Each domain-based fingerprint is then converted to an IP-based fingerprint by periodically performing DNS lookups to map the domain names into their hosting IP addresses. Using the generated fingerprints, we could successfully identify 91% of the tested websites when observing solely destination IP address information. Furthermore, we evaluated the robustness of the generated fingerprints over time, and demonstrate that they are still effective at successfully identifying about 70% of the tested websites after two months. We conclude by discussing strategies that can be used by website owners and hosting providers to hinder IP-based website fingerprinting and maximize the privacy benefits offered by domain name encryption.

I. INTRODUCTION

Due to the increase of Internet surveillance in recent years [7, 38], users have become more concerned about their online activities being monitored, leading to the development of privacy-enhancing technologies. While various mechanisms can be used depending on the desired level of privacy [60], encryption is often an indispensable component of most privacy-enhancing technologies. This has led to increasing amounts of Internet traffic being encrypted [32].

Just to give a sense of how encryption has expanded dramatically, Let’s Encrypt [4], a non-profit certificate authority, issued more than 100 million Transport Layer Security (TLS)

certificates in 2017, and this number has surpassed one billion certificates as of February, 2020 [5]. Having a dominant role on the Internet, the web ecosystem thus has also witnessed a drastic growth in HTTP traffic being transferred over TLS [34]. Although HTTPS significantly improves the confidentiality of web traffic, it cannot fully protect user privacy on its own when it comes to preventing a user’s visited websites from being monitored by a network-level observer. Specifically, under current web browsing standards, the domain name information of a visited website can still be observed through both DNS queries/responses, as well as the Server Name Indication (SNI) field of the TLS handshake packets. To address this problem, several domain name encryption technologies have been proposed recently to prevent the exposure of domain name information, including DNS over TLS (DoT) [63], DNS over HTTPS (DoH) [61], and Encrypted SNI (ESNI) [115].

Assuming an idealistic future in which all network traffic is encrypted and domain name information is never exposed on the wire as plaintext, IP addresses are the only remaining information related to a visited website that can be seen by a network-level observer. As a result, tracking a users’ browsing history requires the observer to infer which website is hosted on a given destination IP address. This task is straightforward when an IP address hosts only one domain, but becomes more challenging when an IP address hosts multiple domains. Indeed, recent studies have shown an increasing trend of websites being co-located on the same hosting server(s) [59]. Domains are also often hosted on multiple IP addresses, while the dynamics of domain–IP mappings may also change over time due to network changes or DNS-based load balancing.

Given these uncertainties in reliably mapping domain names to their IP addresses, we investigate the extent to which accurate browsing tracking can still be performed by network-level adversaries based solely on destination IP address information. To that end, we introduce an IP-based website fingerprinting technique that allows a network-level observer to identify with high accuracy the websites a user visits based solely on IP address information obtained from network packets or flows.

To conduct our fingerprinting attack, we first crawl a set of 220K websites, comprising popular and sensitive websites selected from two website ranking lists (§V). After visiting each website, we extract the queried domains to construct a domain-based fingerprint. The corresponding IP-based fingerprint is then obtained by continuously resolving the domains into their IP addresses via active DNS measurement (§IV-A). To improve

the discriminatory capacity of the fingerprints, we consider the critical rendering path [46] to capture the approximate ordering structure of which domains are contacted at different stages while a website is being rendered in the browser (§IV-B).

The results of our experimental evaluation show that the generated fingerprints allow for *91% of the tested websites* to be successfully identified based solely on their IP addresses. The successful identification rate increases to 96% for popular websites, and 99% for popular *and* sensitive websites (§VI-D). Given the high variability of website content and domain-IP mappings across time, we expect that once generated, a fingerprint’s quality will deteriorate quickly over time. To assess the aging behavior of the fingerprints, we conducted a longitudinal study over a period of two months. As expected, fingerprints become less accurate over time, but surprisingly, after two months, they are still effective at successfully identifying about 70% of the tested websites (§VII).

As our fingerprinting technique is based on the observation of the IP addresses of network connections that fetch HTTP resources, it is necessary to evaluate the impact of HTTP caching on the accuracy of the fingerprints. This is because cached resources can be loaded directly from the browser’s cache when visiting the same website for a second time, resulting in the observation of fewer connections per fingerprint. Although most resources are cacheable, we show that our technique can still correctly identify 80% of the websites even when they are revisited after just five minutes (§VIII-A).

Furthermore, our attack also exploits the fact that websites often load many external resources, including third-party analytics scripts, images, and advertisements, making their fingerprints more distinguishable. Therefore, we also investigated whether blocking these resources could help making websites less prone to fingerprinting. Using the Brave browser to crawl the same set of websites, we found that the removal of these third-party domain names does not significantly impact the accuracy of our fingerprinting technique, as we could still successfully fingerprint 80% of the websites (§VIII-B).

Regardless of the high degree of website co-location and the dynamics of domain-IP mappings, our findings show that domain name encryption alone is not enough to protect user privacy when it comes to IP-based website fingerprinting. As a step towards mitigating this situation, we discuss potential strategies for both website owners and hosting providers to hinder IP-based website fingerprinting and maximize the privacy benefits offered by domain name encryption. To the extent possible, website owners who wish to provide increased privacy for their visitors should try to (1) minimize the number of references to resources that are not served by the primary domain of a website, and (2) host their websites on servers that co-host many other websites. Hosting providers can also help by (1) increasing the number of co-located websites per hosting IP address, and (2) frequently changing the mapping between domain names and their hosting IP addresses, to further obscure domain-IP mappings, thus hindering IP-based fingerprinting attacks.

II. BACKGROUND

In this section, we review some background information on domain name encryption and website fingerprinting on encrypted traffic, and discuss the motivation behind our study.

A. Domain Name Encryption

In today’s web browsing environment, there are two channels in which domain name information is exposed on the wire: plaintext DNS requests and responses, and the SNI extension during the handshake process of TLS connections.

The plaintext nature of DNS not only jeopardizes user privacy, but also allows network-level entities to interfere with user connections. For instance, an on-path attacker can inject forged DNS responses to redirect a targeted user to malicious hosts [10, 30]. The domain name information exposed via DNS packets and the SNI field has also been intensively exploited by state-level network operators for censorship purposes [2, 12, 22, 33, 55, 81, 99, 108, 122]. To cope with these security and privacy problems, several solutions have been recently proposed to safeguard domain name information on the wire, including DoT [63], DoH [61], and ESNI [115].

By tunneling all DNS requests and responses over an encrypted channel, DoT and DoH preserve the integrity and confidentiality of DNS resolutions. Several providers have already started offering DoT/DoH resolvers to the public, including Google [43] and Cloudflare [3]. At the client side, popular browsers have also started supporting DoT/DoH. Specifically, Firefox has supported DoH since version 62 in 2018 [90], while Chrome is taking an incremental approach by enabling DoH support for 1% of its users since late 2019 [42]. However, the design choice of these vendors to centralize all DNS resolutions to one trusted resolver has raised several privacy concerns. As a result, more privacy-centric DNS resolution schemes have also been proposed to not only conceal DNS packets from on-path observers, but also to deal with “nosy” recursors, such as DoH over Tor [119], Oblivious DNS [121], and distributed DoH resolution [57].

SNI has been incorporated into the TLS protocol since 2003 [16] as a workaround for name-based virtual hosting servers to co-host many websites that support HTTPS. Specifically, during the TLS handshake process, the client includes the domain name of the intended website in the SNI field in order for the server to respond with the corresponding TLS certificate for that domain name. Until TLS version 1.2, this step takes place before the actual encryption begins, leaving the SNI field transmitted in plaintext, and exposing users to the security and privacy risks discussed above. TLS version 1.3 provides an option to encrypt the SNI field, concealing the domain name information [115]. However, in order for ESNI to function, a symmetric encryption key derived from the server’s public key has to be obtained in advance via an ESNIKeys DNS lookup. It is important to note that ESNI cannot provide any meaningful privacy benefit without the use of DoT/DoH, and vice versa. Cloudflare and Mozilla have collaborated to support ESNI since late 2018 [111, 116].

B. Website Fingerprinting

Website fingerprinting is a type of attack in which encrypted traffic analysis is employed to construct fingerprints for a set of websites based on the traffic pattern observed while browsing them. The fingerprints are then used to determine whether a user under surveillance visited any of the monitored websites. Prior studies on website fingerprinting often aim at revealing websites browsed via anonymized or obfuscated communication channels, in which the actual destination IP address is hidden by means of privacy-enhancing network relays [40, 60], such as Tor [28], the Invisible Internet Project (I2P) [56, 149], virtual private networks (VPN) [95, 102], or proxy servers [98, 133]. As part of the arms race in this class of attacks, a series of defensive techniques have also been proposed to thwart website fingerprinting on encrypted traffic [19, 24, 41, 50, 66, 71, 83, 85, 101, 143].

Most prior attacks on Tor traffic often omit the important factors of HTTP/2 and browser caching. Specifically, older versions of the Tor browser, in which HTTP/2 is disabled by default [109], are usually employed to browse test websites and simulate Tor browsing activity [24, 49, 70, 105, 141, 143]. Similarly, for security and privacy reasons, web resources are not stored on disk when browsing with Tor, and thus the effects of caching are not considered [19, 141, 142, 147].

As a result, data collected under these Tor-specific settings is not representative of the traffic generated when browsing via standard HTTPS, using common web browsers. Prior studies have also shown that traffic originating from the Tor network is often discriminated against by many websites [126, 131]. In addition, almost half of the websites are now hosted on servers that have HTTP/2 enabled [145], while all popular web browsers support HTTP/2 in their latest versions [11]. Indeed, recent works have pointed out that the deployment of HTTP/2 can impact the effectiveness of prior techniques designed to fingerprint Tor traffic [27, 79]. Furthermore, HTTP caching can also render previous fingerprinting attacks on Tor ineffective if cached resources are served from the browser's cache without generating the same traffic pattern (i.e., packet size, burst) as in the first visit. In contrast, we later show that our attack is still effective regardless of caching (§VIII-A).

Despite the intensive work conducted in this domain, website fingerprinting attacks on standard encrypted web traffic (i.e., HTTPS), in which no privacy-enhancing network relays are employed, have not been comprehensively investigated. This is because the domain name information previously available in several plaintext protocols, such as DNS and the SNI extension of TLS, can be easily obtained from the network traffic (§II-A). This domain name information alone can already be used to infer which application or web service is being used [53, 69, 132].

Assuming an idealistic future in which domain name encryption (i.e., DoT/DoH and ESNI) is fully deployed, the visibility to any information above the IP layer will be lost. Under these conditions, and given the high degree of web co-location [59], our ultimate objective is to investigate the extent

to which websites can still be fingerprinted based solely on the IP addresses of the servers being contacted.

III. THREAT MODEL

Internet service providers (ISPs) have been increasingly harvesting user traffic for monetization purposes, such as targeted advertisements [17, 74]. Our threat model considers the real-world scenario in which a local adversary (e.g., an ISP) passively monitors users' traffic and attempts to determine whether a particular website was visited by a given user, based solely on the information obtained from IP addresses.

The rationale behind assuming solely IP-level information stems from the increasing deployment of domain name encryption technologies [26, 82]. Currently, most web traffic does expose domain information, and thus network-level browsing tracking at scale through DNS or SNI is much easier. However, once this massive-scale monitoring capability is gone due to DoT/DoH and ESNI, the next best option for ISPs to continue tracking at a similar scale will be to rely on IP addresses. For instance, it is enough to just use the NetFlow records already being collected by existing routers to mount our attack. Although more elaborate fingerprinting schemes can certainly be conceived for HTTPS and HTTP/2 (e.g., inspired by previous works discussed in §II-B), these will require a significant deployment effort and cost, both for constructing and maintaining the fingerprints, as well as for matching them.

We assume the adversary carries out the following steps to create website fingerprints. First, the adversary visits a set of websites and records all domain names that are contacted to fetch their resources. A domain-based fingerprint for each website is then built from this set of contacted domains. These domains are then periodically resolved to their hosting IP addresses, which are used to construct IP-based fingerprints. Depending on the relationship between a domain name and its hosting IP address(es), a connection to a unique IP address can be used to easily reveal which website is being visited if the IP address only hosts that particular domain name. Finally, to conduct the fingerprinting attack, the adversary tries to match the sequence of IP addresses found in the network trace of the monitored user with the IP-based fingerprints constructed in the previous step to infer which website was visited.

The effectiveness of our attack depends on two primary factors, namely, the *uniqueness* and *stability* of the fingerprints, which we investigate in §VI and §VII. It is worth emphasizing that our threat model does not assume fingerprinting of obfuscated network traffic, in which the IP address information is already hidden by means of privacy-enhancing technologies. This class of attacks, whose goal is to use sophisticated traffic analysis methods to fingerprint anonymized network traffic, has been extensively investigated by prior studies [19, 20, 31, 49, 51, 78, 84, 105, 106, 112, 117, 127, 140]. Our threat model requires only minimal information collected from the network traffic, i.e., destination IP addresses.

To keep our study simple, we consider a browsing scenario in which one website is visited at a time, which is particularly valid when it comes to ordinary web users on devices with

smaller screens, and is also most often the case of casual browsing behavior (except, perhaps, the rare event of a browser restart with many previously open tabs). Although some users may visit more than one website at a time, they mostly interact with one tab at a time. There is also a time gap when changing from one tab to another to open/reload a different website, especially for users with a single screen or mobile devices. All these together allow an observer to distinguish between individual website visits, as also evident by existing techniques that can be employed to split a network trace of such multi-tab activity into individual traces [25, 147].

IV. FINGERPRINT CONSTRUCTION

In this section, we explain the process of how we construct IP-based fingerprints in more detail, from creating the initial domain-based fingerprints to deriving the final IP-based fingerprints. At a conceptual level, we first explore the straightforward approach of simply resolving all domain names loaded while visiting a website to their hosting IP addresses, from which we create a set of unique IP addresses that can potentially be used as the IP-based fingerprint for that particular website. We then take the critical rendering path [46] into consideration to improve the fidelity of the fingerprints, by considering the approximate order in which domain names are loaded while the website is being rendered on the screen.

A. Basic IP-based Fingerprint

Assuming an idealistic web browsing scenario in which domain name information can no longer be extracted from network traffic due to the full deployment of domain name encryption, the only remaining metadata that can be seen by the adversary is a sequence of connections to remote IP addresses of contacted web servers. Under this condition, the adversary would need to fingerprint targeted websites based solely on the IP addresses observed. As introduced in our threat model, the adversary first visits the targeted websites and records all domains that are contacted while browsing each website. Each domain can then be resolved to its hosting IP address(es). As a result, the mapping between domains and hosting IP address(es) is the basic unit on which the adversary relies to construct IP-based fingerprints.

When browsing a website, the browser first contacts the web server to fetch the initial resource—usually an HTML document. It then parses the HTML document and subsequently fetches other web resources referenced in it. Based on this underlying operating mechanism of fetching a webpage, the adversary constructs domain-based fingerprints as follows. For a given website, its domain-based fingerprint is comprised of two parts: the *primary* domain, denoted as d_p , and a set of *secondary* domains, denoted as d_s . The fingerprint then can be represented as: $d_p + \{d_{s_1}, d_{s_2}, \dots, d_{s_n}\}$. The primary domain is the domain name of the URL shown in the browser's address bar, and typically corresponds to the server to which the first connection is made for fetching the initial HTML document of the visited webpage. Secondary domains may be different

from the primary domain and are used for hosting other web resources needed to load the webpage.

From the domain-based fingerprints constructed above, the adversary can then obtain their corresponding IP-based fingerprints by repeatedly resolving the domain names into their hosting IP address(es). Given that a domain name may be resolved to more than one IP address, each domain in a domain-based fingerprint is converted into a set of IP addresses with at least one IP address in it. As domain-based fingerprints are comprised of two parts, the inherent structure of IP-based fingerprints also consists of two parts. The first part contains the IP address(es) of the primary domain name, while the second part is a set of sets of IP addresses obtained by resolving the secondary domain names. The fingerprint then can be represented as:

$$\{d_p ip_1, d_p ip_2, \dots, d_p ip_n\} + \{\{d_{s_1} ip_1, d_{s_1} ip_2, \dots, d_{s_1} ip_n\}, \{d_{s_2} ip_1, d_{s_2} ip_2, \dots, d_{s_2} ip_n\}, \dots, \{d_{s_n} ip_1, d_{s_n} ip_2, \dots, d_{s_n} ip_n\}\}$$

To simplify the construction and matching of fingerprints, we reduce the above fingerprint by considering the union of the sets of IP addresses of all secondary domains (second part of the above fingerprint). The simplified version of the IP-based fingerprint can thus be represented by just two sets of IP addresses as:

$$\{d_p ip_1, d_p ip_2, \dots, d_p ip_n\} + \{d_{s_1} ip_1, d_{s_1} ip_2, \dots, d_{s_1} ip_n, d_{s_2} ip_1, d_{s_2} ip_2, \dots, d_{s_2} ip_n, \dots, d_{s_n} ip_1, d_{s_n} ip_2, \dots, d_{s_n} ip_n\}$$

Although it might seem that this simplification discards some part of the structural information of the page, we found no significant difference in accuracy when evaluating both fingerprint formats. Therefore, we opt to use the latter fingerprint structure, as it is simpler and allows for faster matching.

B. Enhanced IP-based Fingerprint with Connection Bucketing

When a webpage is visited, besides the initial connection to the primary domain, multiple requests may then be issued *in parallel* to fetch the rest of the web resources referenced in the initial HTML document. Once fetched, these resources may sometimes trigger even more requests for other sub-resources (e.g., JavaScript code). The absolute order of these requests on the wire can change from time to time, depending on many uncertain factors, such as the performance of the upstream network provider and the underlying operating system. For that reason, we did not consider the order in which domains are contacted when constructing the domain-based fingerprints, and thus we gather all secondary domains into one bucket, as described in §IV-A. However, when viewing all these requests as a whole, there still exists a high-level ordering relationship that we can *reliably* capture when considering the critical rendering path [46]. More specifically, there are certain rendering-blocking and critical objects that always need to be loaded prior to some other objects.

The chain of events from fetching an initial HTML document to rendering the website on screen is referred to as the *critical rendering path* [46]. When a website is visited, the browser first contacts the primary domain to fetch the initial HTML document (e.g., `index.html`). Next, the HTML document is parsed to construct the DOM (Document

Object Model) tree. The browser then fetches several web resources from remote destinations to render the webpage. Depending on the complexity of the webpage, these resources may include HTML, JavaScript, CSS, image files, and third-party resources, which may in turn load more sub-resources hosted on other third-party domains [65]. According to the Internet Archive, a typical website loads an average of 70 web resources as of this writing [67]. When considering this critical rendering path, there are three important events that we can use to cluster connections into three “buckets:” *domLoading*, *domContentLoaded*, and *domComplete*.

domLoading is triggered when the browser has received the initial HTML document and starts parsing it to construct the DOM tree. As a result, multiple parallel connections to fetch critical resources referenced by the DOM tree are initiated right after this event is fired.

domContentLoaded is triggered when both the DOM and CSSOM (CSS Object Model) are ready [45], signaling the browser to create the render tree. The event is typically fired without waiting for stylesheets, images, and subframes to load [92]. After this event is triggered, a group of connections can often be observed for fetching non-blocking style sheets, JavaScript files, images, subframes, and so on.

domComplete is triggered when the website and its sub-resources have been loaded. After this event is fired, non-essential objects can still be downloaded in the background, leaving the critical rendering path unaffected. For example, external JavaScript files are known to be render-blocking and are recommended to be moved to the end of the webpage or to be included with a *defer* attribute of the `<script>` tag [44]. Therefore, a small cluster of connections can often be observed after this event is triggered.

Based on these observations about the critical rendering path, we enhance the structure of our fingerprints (both domain-based and the corresponding IP-based ones) to comprise the primary domain and three sets of domains corresponding to the three above events. The enhanced domain-based fingerprint can then be represented as:

$$d_p + \{d_{s_1}, d_{s_2}, \dots\} + \{d_{s_2}, d_{s_3}, \dots\} + \{\dots, d_{s_{n-1}}, d_{s_n}\}$$

Note that a domain can appear in more than one bucket if multiple objects are fetched from that domain at different times. Accordingly, the representation of the enhanced IP-based fingerprint follows the same structure, comprising four sets of IP addresses: i) the set of IP addresses of the primary domain, and ii) three sets of IP addresses corresponding to the three buckets above.

V. EXPERIMENT SETUP

In this section, we provide the details of how we set up and conduct our experiments for assessing the effectiveness of IP-based website fingerprinting. In particular, we discuss the rationale behind our test list of websites, and the duration and location of our measurement.

A. Selection of Test Domains

Most previous studies apply sophisticated machine learning models to fingerprint a limited set of websites or services, which have been considered unrealistic [49, 70, 105]. As the Internet has become an indispensable part of our modern life, it is unlikely that Internet users only surf a limited number of sites, given long online hours reported recently [64, 146].

From an adversarial point of view, it is desirable for an attacker to be able to reveal as many websites as possible. It is, however, impractical to crawl the entire Internet with adequate frequency, given that there are more than 362.3 million domain names registered across all top-level domains (TLDs) as of 2020 [138]. In addition, many of them are dormant or even unwanted domains [130] that the majority of Internet users will never visit.

As our goal is to assess the extent to which domain name encryption truly prevents the leakage of the majority of users’ browsing activities from network-level observers, it is reasonable to focus on those websites that are legitimately visited in real-world scenarios. We thus choose to use domain names from the Tranco top-site ranking list [75], since it has been shown to have a good overlap with the web traffic observed by the Chrome User Experience Report [110].

The research community often relies on one of the four top-site lists (Alexa [9], Majestic [87], Umbrella [135], and Quantcast [113]). However, studies have discovered several issues with these lists that can negatively impact research outcomes if not handled properly [75, 118, 120]. To remedy the shortcomings of these lists, the Tranco list is curated using the Dowdall rule [37] to aggregate the four aforementioned lists, resulting in a list of more than seven million domains. Even then, due to the dynamic nature of the web [14, 77], there are still domains that are unstable, not responsive, or do not serve any web content in the Tranco list, especially in its long tail [110, 118]. Therefore, we select the top 100K popular domains from the Tranco list for our study, because any ranking under 100K is not statistically significant, as suggested by both top-list providers and previous studies [8, 118].

While some websites are so common that visiting them may be considered to be a very low privacy risk (e.g., `facebook.com`, `twitter.com`, or `youtube.com`), the leakage of visits to more “sensitive” online websites is definitely an important concern. This is even more so in more oppressive regions, where browsing certain online content could be considered as a violation of local regulations [48, 96, 136, 148]. To that end, we complement our dataset by manually choosing websites from the Alexa list that belong to categories deemed “sensitive,”¹ such as LGBT, sexuality, gambling, medical, and religion.

¹It is worth noting that sensitivity can be different from site to site, depending on who, when, and from where is visiting the site [54]. We intuitively choose these complementary domains based on our common sense of what is sensitive based on those categories that are often blocked by many Internet censors around the world [99].

In total, our dataset consists of 220,743 domains, including the top 100,000 domains of the Tranco list² and 126,597 domains from Alexa’s sensitive categories. Among these, there are 5,854 common domains between the two data sources.

B. Measurement Duration and Location

Prior work often overlooks the temporal aspect when constructing website fingerprints. More specifically, many efforts are conducted in a one-off manner, or over a short period of time, neglecting the temporal characteristics of fingerprints whose websites’ content may evolve over the time [77]. For our work, in which we focus on IP-based fingerprints, the churn in domain–IP mappings is also another major concern [58]. Due to the variability of website content and hosting IP addresses across time, a previously constructed fingerprint may not be valid after a certain time period. Therefore, a longitudinal measurement study is essential to examine the robustness of fingerprints, which in turn impacts the efficacy of their use in fingerprinting attacks.

Over a period of 60 days (from March 5th to May 3rd, 2020), we repeatedly crawled the 220K websites from our test list curated in §V-A. When visiting each website, we extract all the domains contacted to construct the fingerprint for that website using the steps discussed in §IV. At the network level, we also capture the sequence of IP addresses contacted, to evaluate the accuracy of our IP-based fingerprints (§VI).

Due to DNS-based load balancing, many domain names, especially of popular websites, may map to different IP addresses at different times [58]. Therefore, once the set of domain names that were contacted to render each website is extracted, we continuously resolve them to obtain their IP addresses until the next crawl. This best-effort approach allows us to obtain as many IP addresses as possible for those domains that employ DNS-based load balancing. However, to make sure our experiment does not saturate DNS servers (thus affecting other legitimate users), we enforce a rate limit of at least three hours. In other words, contacted domains of a website are only resolved again if they were not resolved within the last three hours. The entire process for each crawl batch takes approximately 2.5 days. As a result, we have collected a total of 24 data batches during a two-month period. We will make our dataset available to the research community to stimulate future studies in this domain.

Our measurement is conducted from a cluster of machines located in the East Coast of the United States. Due to the rapid increase in the use of content delivery networks (CDN), web content can be served from multiple servers distributed across different geographical locations, depending on the origin of the request [58]. Although our dataset can be considered as representative for web users within our geographical area, it would have missed some IP addresses of CDN-hosted websites which can only be observed at other locations. Nonetheless, as discussed in §III, the adversary in our threat model is local and

²The list was created on March 3rd 2020 and is available at <https://tranco-list.eu/list/J2KY>.

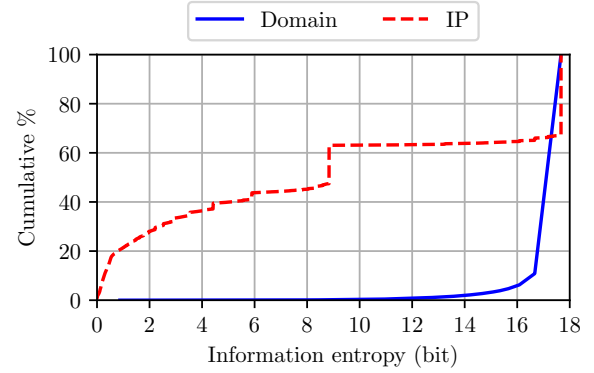


Fig. 1: CDF of information entropy gained per domain/IP as a percentage of all unique domains/IP addresses observed.

TABLE I: Top-ten domain names that yield the lowest entropy.

Domain name	# Websites	Entropy
www.google-analytics.com	114K (55%)	0.87
fonts.gstatic.com	102K (49%)	1.03
fonts.googleapis.com	102K (49%)	1.04
www.google.com	76K (37%)	1.44
stats.g.doubleclick.net	72K (35%)	1.53
www.googletagmanager.com	64K (31%)	1.71
www.facebook.com	53K (25%)	1.97
connect.facebook.net	53K (25%)	1.98
googleads.g.doubleclick.net	49K (24%)	2.09
ajax.googleapis.com	34K (16%)	2.62

also has access to the Internet from the same network location as the monitored users (e.g., the ISP of a home or corporate user), and will not observe any other IP addresses of CDN-hosted websites either. Adversaries at different locations can always set up machines within their network of interest and conduct the same experiment with ours to construct a dataset of fingerprints that matches those websites browsed by users within the network of their control.

VI. FINGERPRINTING ACCURACY

Next, we evaluate the accuracy of our fingerprinting techniques using the data collected in §V. We begin with an analysis of the information entropy that we can expect from domain-based fingerprints, and then evaluate the accuracy of IP-based fingerprinting.

A. Fingerprint Entropy

As discussed in §III, the creation of IP-based fingerprints is based on the domain names contacted while visiting the targeted websites. Therefore, it is important to first examine the uniqueness of these domain names, as this impacts the effectiveness of IP-based fingerprinting. This will aid us in deciding whether a domain should be included or not as part of a fingerprint. For example, if a certain domain is contacted when visiting every single website, then there is no point in including it in the fingerprint. In contrast, if a unique domain is only contacted when visiting a particular website, it will make the fingerprint more distinguishable. The more unique a domain is, the higher the information entropy that can be gained [123], resulting in a better fingerprint.

TABLE II: Percentage of successfully identified websites using i) naive primary domain to IP matching (§VI-B), ii) basic fingerprinting (§IV-A, §VI-C), and iii) enhanced fingerprinting with connection bucketing (§IV-B, §VI-D).

Website type	Total	Primary Domain	IP-based Fingerprinting	Connection Bucketing
All websites crawled	208,191	107,455 (52%)	174,662 (84%)	189,527 (91%)
Popular websites	93,661	58,989 (63%)	86,147 (92%)	90,231 (96%)
Sensitive websites	120,293	51,538 (43%)	93,988 (78%)	104,983 (87%)
Sensitive and popular	5,763	3,072 (53%)	5,473 (95%)	5,687 (99%)

Let $P(d)$ be the probability that a particular domain will be contacted when visiting a given website among the targeted websites. The information entropy in bits gained if that particular domain is contacted can be calculated using the following formula:

$$\text{Information entropy} = -\log_2 P(d) \quad (1)$$

The blue (solid) line in Figure 1 shows the entropy gained from each domain as a percentage of the approximately 475K unique domain names observed in each crawl batch. Almost 90% of these domains are unique to the website from which they are referenced, yielding high information entropy (17.7 bits). In contrast, there are a few domains from which we can only gain a small amount of entropy.

Table I lists the top-ten domain names that provide the least information entropy. Eight of them belong to Google and two belong to Facebook. These domains are commonly included in many websites, thus only contributing a small amount of entropy. For instance, `www.google-analytics.com` is included in more than half of the websites. Nonetheless, we opt not to exclude these domains from our fingerprints, since most of them still provide more than one bit of information, helping to differentiate between websites that reference these external Google and Facebook services and those that do not.

Based on the information entropy for each domain computed above, we then calculate the information entropy gained per IP address, since our ultimate goal is to perform fingerprinting at the IP address level. Given an observed IP address, there are two possibilities regarding the domain(s) it may correspond to. First, the IP address may be associated with only a single domain, in which case its information entropy can be deduced directly from the domain’s entropy. Second, the IP address may co-host multiple domains. In this case, the IP address’ information entropy is calculated by taking the average³ of the entropy values of all domains (that have been observed to be) hosted on it.

Considering these two possibilities, we then calculate the information entropy of the 340K IP addresses observed from our continuous DNS measurement in each crawl batch. As indicated by the red (dashed) line of Figure 1, 50% of the IP addresses provide at least 9 bits of information entropy, while there is a group of more than 30% of the IP addresses that

provide a high amount of entropy (17.7 bits), meaning that there is only one domain hosted on these IP addresses.

B. Primary Domain to IP Matching

Before evaluating our fingerprinting techniques, we first investigate whether fingerprinting is needed at all. Prior studies have shown that a significant fraction of websites have a one-to-one mapping between primary domain and hosting IP address(es) [58]. This first connection can be distinguished from the subsequent requests since there is usually a noticeable time gap during which the browser needs to contact the primary domain to download the initial HTML file, parses it, and constructs the DOM tree before multiple subsequent connections are initiated to fetch the referenced resources. As a result, it is straightforward for an adversary to target this very first connection to infer which website is being visited.

More specifically, when a domain is hosted on one IP address or multiple IP addresses without sharing its hosting server(s) with any other domains, it is easy to infer the domain name from the IP address(es) of its hosting server(s). We analyzed the DNS records of all primary domains in our dataset to quantify the fraction of websites that can be fingerprinted by just targeting their primary IP address(es). We find that 52% of the websites studied have their primary domain hosted on their own IP address(es), while the remaining 48% are co-hosted on a server with at least another website. This result means that an adversary can already infer 52% of the targeted websites based solely on the IP address of the very first connection to the primary domain, without having to consider secondary connections. The third column of Table II shows the breakdown of these websites in terms of their popularity and sensitivity. Note that the total number of websites shown here is lower than the total number of test websites selected in §V due to some unresponsive websites when conducting our experiment.

C. Basic Fingerprinting

To fingerprint the remaining 48% of websites whose primary domains are co-hosted, an adversary would need to analyze the second part of their IP-based fingerprint that captures the IP addresses of secondary domains.

Going back to the way we build our IP-based fingerprints in §IV-A, the basic IP-based fingerprint has two parts. The first part consists of the primary domain’s IP address(es), and the second part comprises a set of IP addresses obtained by resolving all secondary domains. Given a sequence of IP addresses $[ip_0, ip_1, ip_2, \dots, ip_n]$ observed from a network trace, we first scan ip_0 against the primary part of all IP-based

³Calculating the entropy using both average and median gives us similar results because most co-hosted domains on the same IP addresses often provide a similar amount of information entropy. We, thus, just picked the former one.

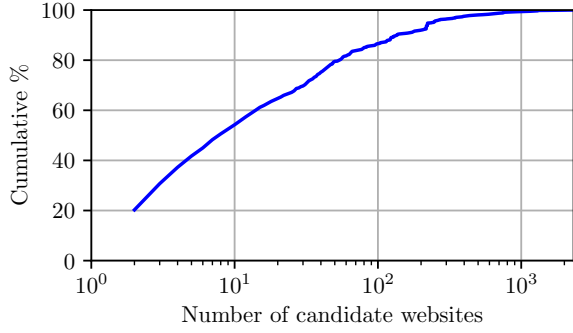


Fig. 2: CDF of the number of candidate websites per fingerprint for the remaining 9% (18,664) of websites that could not be matched.

fingerprints. If ip_0 is found among the primary IP addresses of a given fingerprint, the fingerprint is added to a pool of candidates. We then compare the *subset* $\{ip_1, ip_2, \dots, ip_n\}$ with the secondary part of each candidate fingerprint. For each matching IP address, we add the entropy provided by that IP address to the total amount of entropy gained for that particular candidate fingerprint. Finally, we choose the fingerprint with the highest total entropy to predict the website visited.

Using this IP-based fingerprinting method we obtained an increased matching rate of 84%—that is, 84% of the websites in our data set were identified with 100% accuracy. The breakdown of the fingerprinted websites is shown in the fourth column of Table II. Among these fingerprinted websites, we could precisely match 92% of the popular websites and 78% of the sensitive websites. More worrisome is the fact that 95% of sensitive *and* popular websites can be fingerprinted.

D. Enhanced Fingerprinting with Connection Bucketing

Next, we evaluate the effectiveness of our enhanced fingerprinting scheme, in which we take the critical rendering path into consideration to cluster IP addresses into three buckets. Similarly to the basic fingerprints (§VI-C), given a sequence of IP addresses $[ip_0, ip_1, ip_2, \dots, ip_n]$, we first scan ip_0 against all fingerprints to create a pool of candidate fingerprints. For the subsequence $[ip_1, ip_2, \dots, ip_n]$, our goal is to split it into three buckets of connections that can potentially be matched with the three buckets of IP addresses in the IP-based fingerprints. Based on the time of each connection initiation captured at the network level (§V-B), we use k -means clustering [36, 80, 86] to split them into three sets of IP addresses.

For every candidate fingerprint, we intersect each bucket of IP addresses in the fingerprint to the corresponding bucket of IP addresses created from the network trace. Then, for each matching IP address, we add its entropy to the total amount of entropy gained for that particular fingerprint. Finally, we choose the fingerprint with the highest entropy to predict the visited website.

Using this enhanced approach, we improve the fingerprinting accuracy to 91%. The breakdown of fingerprinted websites is shown in the last column of Table II. For the popular and the sensitive websites, we obtain an accuracy rate of 96% and 87%, respectively. However, a more alarming result is

that 99% of sensitive *and* popular websites can be precisely fingerprinted, posing a severe privacy risk to their visitors.

We now look into the remaining 9% (18,664) of websites for which we could not find an exact match. As shown in Figure 2, 20% of these websites have only two matching candidates, while about 50% of them have only up to ten matching candidates. By manually examining some of these fingerprints, we found many cases in which the matching candidate domains actually point to the *same* website (but without redirecting to the same domain). These are mostly owned by organizations who have registered the same name under different TLDs (e.g., `bayer.de` vs. `bayer.com`), or variations of the domain name (e.g., `christianrock.net` vs. `christianhardrock.net`) to protect their brand against domain squatting [6, 72, 73, 130].

This means that our accuracy rate of 91% should be considered as a *lower bound* of the accuracy that could be achieved. A more determined adversary could invest the effort to implement more advanced techniques for identifying such duplicate websites. For instance, string similarity can be used to cluster similar domains, while image similarity can be used to group websites with similar screenshots of the start page. We plan to apply such techniques as part of our future work.

E. Impact of Co-location and Popularity on Attack Accuracy

We next analyze the co-location degree and popularity ranking of the fingerprinted websites to investigate whether there are any correlations between these properties of a given website and the chance that it can be precisely fingerprinted. Figure 3 shows two scatter plots of the popular websites and sensitive websites that we could successfully fingerprint, with respect to their co-location degree and popularity ranking. As expected, websites that are not co-hosted with any other websites are the most susceptible to our IP-based fingerprinting attack. Regardless of having a high co-location degree, however, websites can still be fingerprinted with our enhanced technique due to the inclusion of unique secondary domains.

Hoang et al. [58] suggest an ideal co-location threshold of at least 100 domains per hosting IP address, so that the co-hosted websites can gain a meaningful privacy benefit from the deployment of domain name encryption. However, Figure 3 shows that even when more than 100 websites are co-hosted, they can still be fingerprinted. Again, the underlying reason is that these websites often reference several external resources, making their fingerprint more distinguishable compared to the rest of the co-hosted websites.

Finally, Figure 4 shows the CDF of the popularity ranking of the successfully fingerprinted websites. We can see that the number of fingerprinted websites slightly leans towards more popular rankings, which can also be confirmed by the higher accuracy rates when it comes to fingerprinting the popular websites compared to the sensitive websites, as indicated in all three fingerprinting approaches in Table II.

VII. FINGERPRINT STABILITY

As mentioned in our threat model, the efficacy of a website fingerprinting attack also depends on the stability of

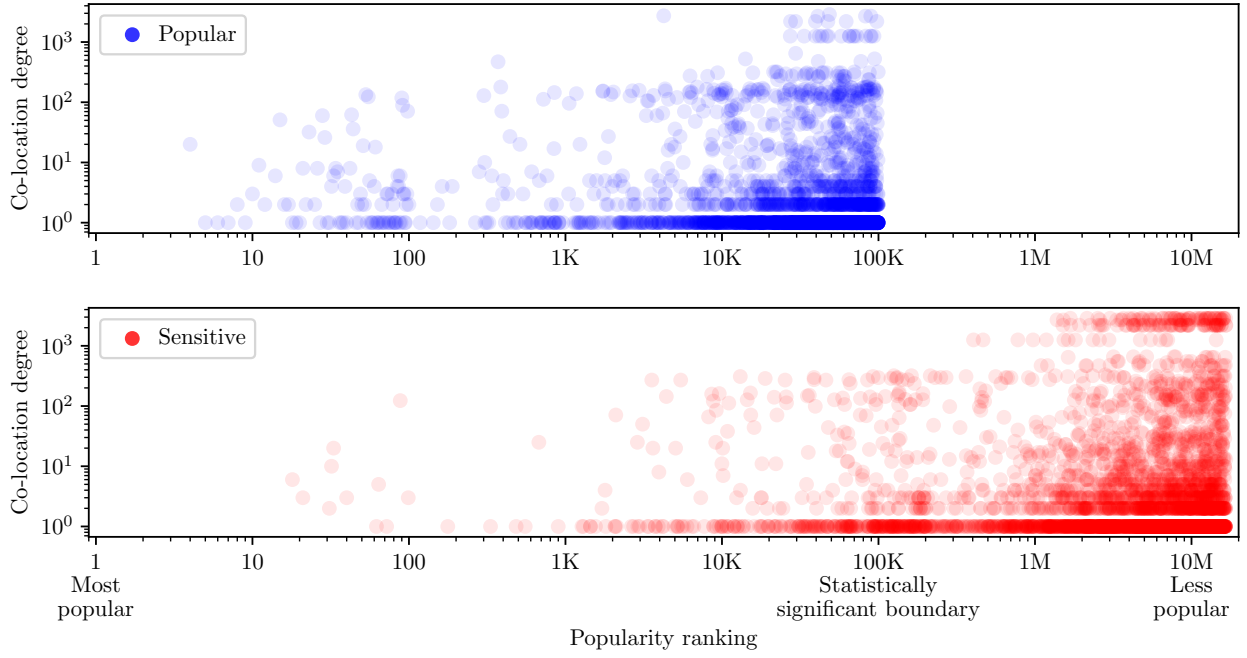


Fig. 3: Co-location degree vs. popularity ranking distribution of **successfully fingerprinted websites**. “Popular” corresponds to 90,231 fingerprinted websites from the Tranco list’s top-100K most popular domains, while “Sensitive” corresponds to 104,983 fingerprinted websites from 126,597 sensitive domains chosen from Alexa’s sensitive categories that span the whole ranking spectrum. 5,687 fingerprinted websites are common between the two sets.

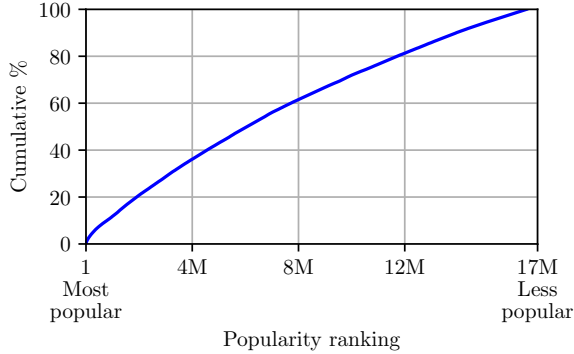


Fig. 4: CDF of popularity ranking as a percentage of all successfully fingerprinted websites.

fingerprints over time. There are two primary reasons why a website fingerprint may go stale. First, the website may change over time with existing elements removed and new elements added [77]. Second, the mapping between a domain name and its hosting IP address(es) may also change [58]. Consequently, a previously constructed fingerprint may no longer be valid after a certain time period.

Since our IP-based fingerprints are constructed based on domain names contacted while browsing the targeted websites, we first examine the extent to which these websites are stable in terms of the domain names that they reference. We introduce a *difference* metric to quantify the change in this set of domains for a given website over time as follows. Let D_{t_0} and D_{t_1} be the sets of contacted domains observed when browsing a website at time t_0 and t_1 , respectively, the *difference degree*

for this website is calculated as:

$$\text{Difference degree} = \frac{(D_{t_0} \cup D_{t_1}) - (D_{t_0} \cap D_{t_1})}{D_{t_0} \cup D_{t_1}} \quad (2)$$

Based on this definition, we consider a website as *stable* during a period $t_0 \rightarrow t_1$ when the set of domains observed at time t_1 have not changed compared to those previously observed at time t_0 , yielding a *difference degree* of 0. In contrast, a website is considered as *unstable* when its difference degree is 1, meaning that all domains observed at time t_1 are different from those previously seen at t_0 .

Figure 5 shows the stability of the websites studied in terms of the domain names contacted while visiting them. About 30% of the websites contact the exact same set of domains to download web resources for the whole two-month period of our study. Within a five-day period, 80% of the websites are still almost completely stable, with a difference degree lower than 0.1, while this percentage decreases to 50% over the two-month period. Understandably, almost half of the websites we study are the most popular on the Internet. Hence, it is expected that their content will be changed or updated on a regular basis. However, even after two months, almost 80% of the websites are still stable, with a difference degree lower than 0.3, meaning that 70% of observed domains are still being used to host web resources needed to render these websites.

This is a favorable result for the adversary, as it shows that domain names are an effective and consistent feature. The result particularly implies that the adversary does not need to keep crawling all websites repeatedly to construct

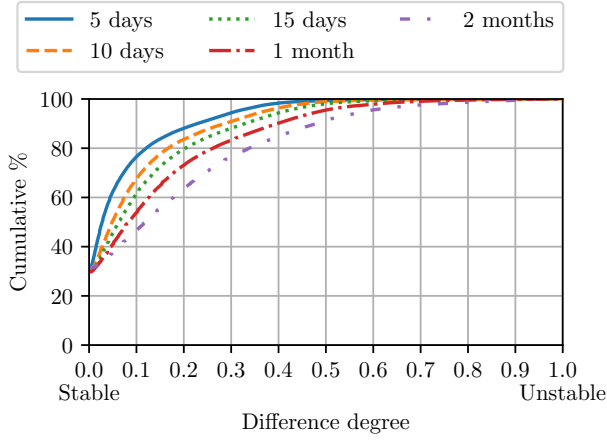


Fig. 5: CDF of the stability of domain names loaded in each website as a percentage of all websites studied.

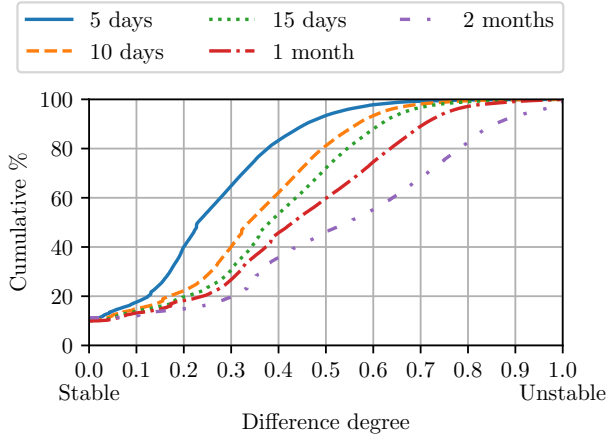


Fig. 6: CDF of the stability of IP addresses in each IP-based fingerprint as a percentage of all websites studied.

domain-based fingerprints. Based on the results of Figure 5, the adversary perhaps can divide websites into two groups comprising stable and less stable websites. For instance, the stable group consists of 80% of websites with a difference degree lower than 0.2 after ten days, while the less stable group consists of the remaining 20% of websites. Then, the adversary would only need to re-crawl the less stable ones every ten days to keep their domain-based fingerprints fresh, instead of all websites.

However, in our threat model, what can be actually observed by the adversary is only IP addresses. We thus apply the same difference formula to quantify the stability of IP-based fingerprints. Unlike domain-based fingerprints, IP-based fingerprints become stale faster, as shown in Figure 6. We find that only 10% of the IP-based fingerprints contain the same set of IP addresses over the course of two months. After ten days, 60% of the fingerprints have more than 30% of their IP addresses changed. After two months, 50% of the IP addresses have changed in more than 50% of the fingerprints.

Given these results, we investigate how the instability of

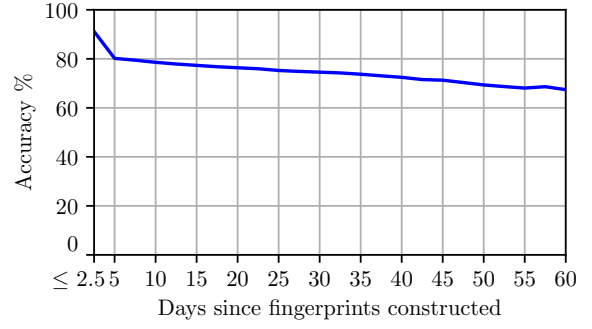


Fig. 7: Fingerprint stability over time. Even after two months, about 70% of the tested websites can be accurately identified.

the IP-based fingerprints impacts the accuracy of our fingerprinting attack. We consider an attack scenario in which the adversary uses fingerprints constructed in the past to track the users' browsing activities at a future time. Figure 7 shows the accuracy (i.e., the percentage of successfully identified websites) of our enhanced fingerprinting approach over the course of two months. Within 2.5 days⁴ after their generation, our fingerprints consistently yield a high accuracy of 91%. Over the course of two months, we can see a gradual decrease in the accuracy. However, this decrease is quite modest, as after five to ten days since their construction the fingerprints can still be used to accurately identify about 80% of the websites. This number only decreases to about 70% after two months.

Although IP-based fingerprints go stale faster compared to their domain-based fingerprints, those IP addresses that change frequently mostly correspond to secondary domains, and only a small fraction corresponds to primary domains (see Appendix A for details). The vast majority of primary domains are hosted on mostly static IP addresses for the whole period of our study. As a result, the persistently stable IP addresses of these primary domains in the IP-based fingerprints is the reason why our IP-based fingerprints are still effective at revealing 70% of the targeted websites even though a large number of IP-based fingerprints have changed significantly after two months, as indicated in Figure 6.

The above finding means that the adversary can intelligently split domains into two groups, based on previously observed data. The first group consists of domains whose IP addresses are dynamic, while the second group contains domains whose IP addresses remain static over a configurable amount of time. The adversary then only needs to periodically perform DNS lookups for the first group after a desired amount of time has passed, depending on the network overhead and resources the adversary can sustain for conducting the attack.

VIII. FINGERPRINT ROBUSTNESS

In this section, we first examine the impact of HTTP caching on the effectiveness of our fingerprinting attack since resources

⁴The lowest time granularity is 2.5 days because each crawl batch in our dataset requires this amount of time to be collected, as discussed in §V.

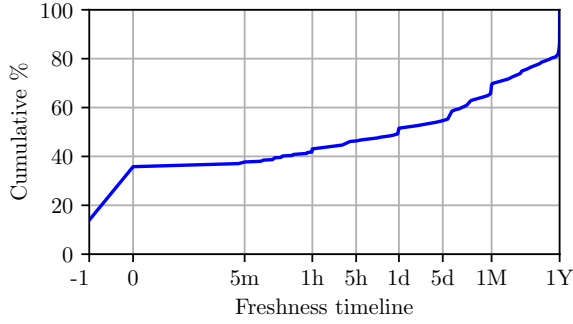


Fig. 8: CDF of the freshness timeline of HTTP resources. (m: minute, h: hour, d: day, M: month, Y: year)

are often cached by web browsers to improve websites’ performance. In addition, our fingerprinting attack also exploits the fact that websites often load external resources, including images, stylesheets, fonts, and even “unwanted” third-party analytics scripts, advertisements, and trackers [65, 100], which result in a sequence of connections to several servers with different IP addresses, making the fingerprints more unique. Thus, we also investigate whether blocking these unnecessary resources would help making websites less distinguishable, thus reducing their fingerprintability.

A. Impact of HTTP Caching on Fingerprinting Accuracy

When a website is revisited, cached resources can be served from the local cache without having the browser fetch them again from their remote servers. Since our attack method is based solely on the observation of the IP address of connections to remote destinations, we are interested in examining the fraction of cacheable resources and the extent to which HTTP caching impacts the effectiveness of our IP-based fingerprinting attack.

Analyzing the response header of 21.3M objects observed while crawling the tested websites, we find that 86.1% of them are cacheable. In other words, these HTTP resources can be stored and served from local cache without being downloaded again from the remote servers when being revisited.

Utilizing the cache-control information in the HTTP response header, we compute the freshness timeline for each resource. The freshness timeline is the amount of time during which the browser can store and serve resources from its cache without downloading them again from their original servers. Figure 8 shows the distribution of the freshness timeline of 21.3M objects. “-1” denotes uncacheable resources (13.9%) that must be downloaded again from their origin if revisited, while “0” indicates cacheable resources (21.9%) that always need to be revalidated with their origin. In other words, these two types of resources will always cause a network connection to their original servers if revisited. On the other hand, the remaining 64.2% of resources can be loaded directly from the local cache without making any network connections.

Next, we evaluate the impact of the cacheable resources on our attack accuracy by excluding IP addresses where cacheable

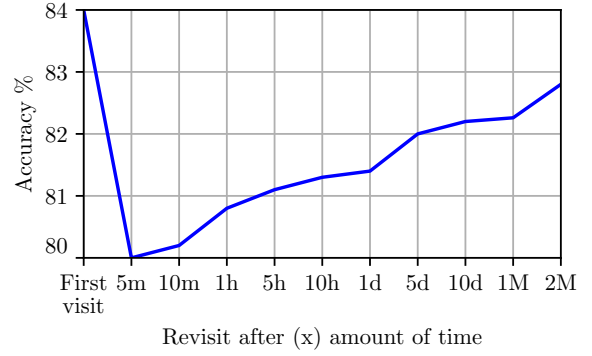


Fig. 9: The accuracy of IP-based fingerprinting attack when excluding destinations where cacheable resources are hosted. (m: minute, h: hour, d: day, M: month)

resources are hosted. Surprisingly, in spite of a large number of resources being cached we could still obtain a high accuracy. As shown in Figure 9, even when websites are revisited after only five minutes, meaning that the majority of resources are still valid to be served from the local cache, an accuracy of 80% can still be obtained—a decrease of only 4% from 84% when websites are visited for the first time⁵. If websites are revisited after one hour, one day, or one month from the first time, our attack can obtain a gradually increased accuracy of 80.8%, 81.4%, and 82.3%, respectively. Note that our result should be considered as a *lower bound* of the actual accuracy that can be achieved in practice. Since browser cache is not infinite, browsers often perform *cache eviction* to clean up “least recently used” resources to save space, and thus may cause cached resources to be stored for a shorter period of time than the freshness timeline set by their origin.

There are two primary reasons why our attack is still highly effective although the majority of resources are cacheable. First, excluded IP addresses often host long-term cacheable shared resources such as fonts and JavaScripts, only contributing a small amount of information entropy to the fingerprint if included. Second, for cacheable resources hosted on IP addresses with high information entropy, not all resources have the same freshness timeline. In fact, we find that half of the origins that host resources cacheable for more than one hour also serve another resource with a freshness timeline less than five minutes, causing at least one network connection to the original server if revisited.

B. Website Fingerprinting under Ad Blocking

Due to the prevalence of ads and analytics scripts that harvest users’ information [93, 114], many advertisement and tracker blocking tools have been developed to protect user privacy. Of these tools, the Brave browser has stood out to be one of the best browsers for user privacy on the Clearnet to date [76], with advanced built-in ad and tracker blocking

⁵Due to HTTP caching, we employ the basis fingerprinting method here (§IV-A) instead of the advanced one (§IV-B) since revisited resources may not be loaded in the order of the critical rendering path as in the first visit.

features that have benefited active research on ad and tracker filtering [68, 128, 134, 137].

Therefore, we opt to use the Brave browser for investigating the impact of ad blocking on IP-based fingerprinting. More specifically, during the last four batches of our data collection process (i.e., ten days), at the same time with crawling the test websites (without blocking ads and trackers), we instrumented the Brave browser to crawl these websites a second time. While the Brave browser is loading each website, we also capture (1) the set of domains that are contacted to fetch web resources for rendering the website, and (2) the sequence of IP addresses that are contacted to fetch web resources.

Using the same fingerprinting techniques in §VI, we then match sequences of IP addresses observed while browsing with the Brave browser to our IP-based fingerprints. As expected, the fingerprinting accuracy rate decreases from 91% to 76% when using the enhanced fingerprints. Since our enhanced fingerprinting approach (§IV-B) primarily relies on the ordering structure in which web resources are loaded, the partial removal of these resources by the Brave browser has impacted the effectiveness of this approach.

However, if we employ the initial (basic) fingerprinting approach (§IV-A), in which the ordering structure of loaded resources is not considered, we could still obtain an accuracy rate of 80%. This is due to the removal of external resources (e.g., analytics scripts, tracking images) whose information entropy is not significant. We further analyzed the filtered domain names in Appendix B.

In practice, the use of ad blocking (if any) by a client is not explicit to a network-level adversary since IP addresses are the only information that can be observed. To detect the use of ad blocking at the client side, the adversary can obtain up-to-date IP blocklists of ads/trackers from well-maintained sources (e.g., FireHOL [1]) to examine if there are connections to IP addresses of servers where those ads/trackers are hosted. Then, the adversary can decide which matching mode to employ for obtaining a higher fingerprinting accuracy. Note that the data collection procedure does not change regardless of the mode.

IX. COUNTERMEASURES

In this section, we discuss potential directions for website owners and hosting providers towards making websites more challenging to fingerprint at the IP level, thus maximizing the privacy benefits provided by domain name encryption.

A. Website Owners

Our fingerprinting attacks exploit the fact that websites typically load resources hosted on multiple servers. From the viewpoint of a network-level observer, this makes their IP-level fingerprints more distinguishable. External resources including analytics, ads, and tracking scripts served from third-party domains may sometimes fetch even more “unwanted” objects from other third-party domains without the knowledge of the website owner [65, 100]. As shown in §VIII, blocking these types of objects hinders (to some extent) the fingerprintability of a website. Owners who wish to provide increased privacy

for their visitors can thus minimize the inclusion of third-party resources. On the other hand, privacy-conscious users can use ad and tracker blocking tools to make their browsing activities harder to fingerprint.

Another reason for referencing domains, that are different from the primary domain, is the web design strategy known as *domain sharding* [91]. Since traditional web browsers limit the number of concurrent connections per remote server according to the HTTP/1.1 specification [35], website owners often host resources on different domains as a workaround to improve the page load time by parallelizing connections to multiple servers. However, the introduction of HTTP/2 makes this strategy irrelevant.

Among the many new features of HTTP/2, *server push* and *request multiplexing* play an important role in improving page load time [47, 144]. By eliminating round-trip requests, the server can preemptively push referenced resources to reduce latency. With multiplexing, resource requests can be sent in parallel through a single TCP connection. To gain any performance benefits offered by these new mechanisms, it is recommended to co-host web resources on the same server [144]. From the perspective of IP-based fingerprinting, this is a welcome change that will aid in reducing the fingerprintability of websites, as a network-level observer will now see only one connection stream to a single remote IP address.

B. Hosting providers

Even with HTTP/2 and all resources served from the same domain, if a website is exclusively hosted alone on the same IP address(es), it can still be trivially fingerprinted. Hosting providers can aid in hindering IP-based website fingerprinting by maximizing the following two factors: the co-location degree of websites and the dynamics of domain–IP mappings.

We have shown that websites that are not co-hosted with other websites are the most vulnerable to IP-based fingerprinting due to the one-to-one mapping between their domain name and hosting IP address(es). When a website is co-hosted with many other websites, it becomes more challenging to fingerprint—assuming their owners have taken the steps discussed in §IX-A. Otherwise, as shown in §VI-D, despite a relatively high level of co-location of more than 1K websites, we could still successfully fingerprint websites whose fingerprints are unique enough to differentiate themselves from the rest of the co-hosted websites.

In addition to increasing the co-location degree, hosting providers can also maximize the dynamics of domain–IP mappings to hinder website fingerprinting further. By analyzing the dynamics of mappings between domains and IP addresses throughout the whole period of our study, we find that it is totally feasible to increase the dynamics of domain–IP mappings from the perspective of hosting providers. However, we only observe this behavior for a small number of primary and secondary domains, whereas almost 80% of the studied websites have their primary domains still hosted on static IP addresses, allowing network-level observers to easily fingerprint them (see Appendix A for details).

X. LIMITATIONS

Our dataset is created by visiting the start page of the test websites without going into any subpages or interacting with them. We, thus, might have missed some characteristics of individual pages that could only be captured if some user interaction was involved (e.g., logging in). However, similarly to DNS-based monitoring, our attack model does not aim to distinguish between different links, pages, or events under the same website, which has been studied previously [27, 94]. Instead, the primary goal of the proposed fingerprinting technique is to determine if a given website was visited.

When conducting our attack, resources of each website are considered independently for that given website while there could be cases in which more than one website is visited from the same browser, resulting in same resources (e.g., font, CSS, or JavaScript files) being shared among the websites. Nonetheless, we have shown in the analysis of our fingerprint robustness (§VIII) that excluding these resources from the fingerprints does not significantly impact the effectiveness of our technique. This is because these shared resources are often hosted on common IP addresses that only contribute a small amount of entropy to the fingerprints if included.

XI. RELATED WORK

Encrypted network traffic analysis has gained more attention in recent years as the Internet is on its way to be fully encrypted since obtaining a TLS certificate has become free of charge and easier than ever [4, 5, 32]. However, some initial concept of this class of attack has been established since 1990s [13, 23, 139]. As one of the first attempts to apply traffic analysis on website fingerprinting, Andrew Hintz simply counts the number of downloaded files and their size based on the number of connections, generating fingerprints for a set of targeted websites [52]. Similarly, Sun et al. [129] conduct a large-scale study on the fingerprintability of 100K webpages based on the number of objects requested as part of each website’s download. However, this attack vector is no longer effective due to the introduction of persistent HTTP (default since HTTP/1.1 [35]) in which multiple files can be transmitted over a single TCP connection.

In the same year of the two studies above, the pre-alpha version of Tor was released [29], bringing online privacy to another level by not only encrypting the network traffic but also hiding the fact that a Tor user is browsing a particular website from both local network-level observers (e.g., ISP) and the remote web server [28]. Since then, the literature has witnessed numerous studies on website fingerprinting attacks on Tor using various techniques, ranging from classical machine learning methods [15, 31, 49, 51, 78, 104, 105, 106, 124, 141] to advanced deep neural networks [88, 97, 103, 112, 117, 127].

Similar to other privacy-enhancing communications (e.g., Tor), encrypted DNS traffic is susceptible to traffic analysis [39]. As a result, padding was added to remedy this problem [89]. However, recent studies find that current padding strategies are not sufficient to cope with traffic analysis. Bushart et al. [18] show that padded encrypted DNS traffic

is still vulnerable to traffic analysis attacks. Based on the size and timing information of encrypted DNS packets, the authors could deanonymize 86.1% of 10K websites studied. Using the sequence of bytes as a key feature to build a model for classifying encrypted DoH traffic, Siby et al. [125] could obtain a precision of 94% on a dataset of 5K domains. In another related work, Houser et al. [62] analyze DoT traffic using a classifier based on numerous statistical features extracted from the time of DNS packets, obtaining an accuracy of 83% for a dataset of only 98 websites. Compared to the scale of our measurement, these prior studies employ several machine learning techniques on much smaller datasets, with the largest one comprising of only 10K domain names [18].

In terms of fingerprinting attacks using the IP address information, Trevisan et al. [132] could distinguish up to 55% of the web traffic based on the server IP addresses, though the proposed attack model requires the hostname information to be also available in the monitored traffic. Patil et al. [107] recently conduct a one-off measurement study to examine the uniqueness of IP-based fingerprints and find that 95.7% of websites have a unique fingerprint. However, the study does not consider the impact of browser caching while also lacking the temporal aspect of fingerprints. In practice, these essential factors cannot be neglected because the dynamics of web contents [14, 77] and domain-IP mappings over time [58] can impact the fingerprints [27]. We address these shortcomings by not only taking browser caching into consideration but also conducting our measurement in a longitudinal fashion.

XII. CONCLUSION

Domain name encryption is an important and necessary step to safeguard the domain name information, which is still largely being transferred via an unsecured manner on the Internet. However, we have shown that encryption alone is not enough to protect web users’ privacy. Especially, when it comes to preventing nosy network-level observers from tracking the users’ browsing activities, the IP address information of remote web servers being contacted is still visible, which can then be employed to infer the visited websites.

In this study, we construct IP-based fingerprints for more than 200K websites by performing active DNS measurement to periodically resolve contacted domain names extracted while visiting these websites. Using these IP-based fingerprints, we could successfully identify 91% of the websites, based solely on IP addresses observed from the network traffic.

Our findings show that significant effort still needs to be made by both website owners and hosting providers to maximize the privacy benefits offered by domain name encryption. More specifically, website owners should try to minimize references to web resources loaded from domains other than their website’s primary domain, and host their website on servers that co-host many other websites. Hosting providers can help to hinder IP-based website fingerprinting by co-locating many websites on the same server(s) while also dynamically changing mappings between domains and their hosting IP addresses.

REFERENCES

- [1] “All Cybercrime IP Feeds by FireHOL,” <https://iplists.firehol.org/>.
- [2] “Towards a Comprehensive Picture of the Great Firewall’s DNS Censorship,” in *USENIX FOCI*, San Diego, CA, 2014.
- [3] “DNS over HTTPS,” <https://developers.cloudflare.com/1.1.1.1/dns-over-https/>, 2020, accessed: May 2020.
- [4] J. Aas, R. Barnes, B. Case, Z. Durumeric, P. Eckersley, A. Flores-López, J. A. Halderman, J. Hoffman-Andrews, J. Kasten, E. Rescorla, and et al., “Let’s Encrypt: An Automated Certificate Authority to Encrypt the Entire Web,” in *CCS ’19*, New York, NY, USA, 2019.
- [5] J. Aas and S. Gran, “Let’s Encrypt Has Issued a Billion Certificates,” 2020. [Online]. Available: <https://letsencrypt.org/2020/02/27/one-billion-certs.html>
- [6] P. Agten, W. Joosen, F. Piessens, and N. Nikiforakis, “Seven Months’ Worth of Mistakes: A Longitudinal Study of Typosquatting Abuse,” in *NDSS*, 2015.
- [7] A. Akbari and R. Gabdulhakov, “Platform Surveillance and Resistance in Iran and Russia : The Case of Telegram,” *Surveillance and Society*, vol. 17, pp. 223–231, 2019.
- [8] Alexa Internet, Inc., “How are Alexas’s traffic rankings determined?” Accessed 2019. [Online]. Available: <https://support.alexa.com/hc/en-us/articles/200449744-How-are-Alexa-s-traffic-rankings-determined->
- [9] Alexa Internet Inc., “Top Sites,” Accessed 2019. [Online]. Available: <https://www.alexa.com/>
- [10] N. Alexiou, S. Basagiannis, P. Katsaros, T. Dashpande, and S. A. Smolka, “Formal Analysis of the Kaminsky DNS Cache-Poisoning Attack Using Probabilistic Model Checking,” in *IEEE 12th International Symposium on High Assurance Systems Engineering*, 2010.
- [11] Alexis Deveria, “Can I use HTTP/2?” <https://caniuse.com/#feat=http2>, 2020, accessed: May 2020.
- [12] Anonymous, A. A. Niaki, N. P. Hoang, P. Gill, and A. Houmansadr, “Triplet censors: Demystifying great firewall’s DNS censorship behavior,” in *USENIX FOCI’ 20*.
- [13] W. C. Arnold, D. M. Chess, J. O. Kephart, G. B. Sorkin, and S. R. White, “Searching for Patterns in Encrypted Data,” 1995, US Patent.
- [14] R. Baeza-Yates, C. Castillo, and F. Saint-Jean, *Web Dynamics, Structure, and Page Quality*. Springer Berlin Heidelberg, 2004, pp. 93–109.
- [15] G. D. Bissias, M. Liberatore, D. D. Jensen, and B. N. Levine, “Privacy Vulnerabilities in Encrypted HTTP Streams,” in *PETS*, 2005.
- [16] S. Blake-Wilson, M. Nystrom, D. Hopwood, J. Mikkelsen, and T. Wright, “Transport Layer Security (TLS) Extensions,” Internet Requests for Comments, IETF, RFC 3546, June 2003.
- [17] T. Brewster, “Now Those Privacy Rules Are Gone, This Is How ISPs Will Actually Sell Your Personal Data,” <https://www.forbes.com/sites/thomasbrewster/2017/03/30/fcc-privacy-rules-how-isps-will-actually-sell-your-data>, 2017.
- [18] J. Bushart and C. Rossow, “Padding ain’t enough: Assessing the privacy guarantees of encrypted DNS,” in *USENIX FOCI’ 20*.
- [19] X. Cai, R. Nithyanand, T. Wang, R. Johnson, and I. Goldberg, “A Systematic Approach to Developing and Evaluating Website Fingerprinting Defenses,” in *CCS ’14*, p. 227–238.
- [20] X. Cai, X. C. Zhang, B. Joshi, and R. Johnson, “Touching from a Distance: Website Fingerprinting Attacks and Defenses,” in *CCS ’12*.
- [21] F. Cangialosi, T. Chung, D. Choffnes, D. Levin, B. M. Maggs, A. Mislove, and C. Wilson, “Measurement and analysis of private key sharing in the https ecosystem,” in *CCS ’16*.
- [22] Z. Chai, A. Ghafari, and A. Houmansadr, “On the Importance of Encrypted-SNI (ESNI) to Censorship Circumvention,” in *FOCI’19*.
- [23] H. Cheng and R. Avnur, “Traffic Analysis of SSL Encrypted Web Browsing,” 1998.
- [24] G. Cherubin, J. Hayes, and M. Juarez, “Website Fingerprinting Defenses at the Application Layer,” *PETS’17*, vol. 2017, no. 2.
- [25] W. Cui, T. Chen, C. Fields, J. Chen, A. Sierra, and E. Chan-Tin, “Revisiting assumptions for website fingerprinting attacks,” *The 2019 ACM Asia Conference on Computer and Communications Security*.
- [26] C. Deccio and J. Davis, “DNS Privacy in Practice and Preparation,” in *ACM CoNEXT’19*.
- [27] M. Di Martino, P. Quax, and W. Lamotte, “Realistically Fingerprinting Social Media Webpages in HTTPS Traffic,” in *ACM ARES ’19*.
- [28] R. Dingledine, N. Mathewson, and P. Syverson, “Tor: The Second-Generation Onion Router,” in *USENIX Security’04*.
- [29] R. Dingledine, “Pre-alpha: Run an Onion Proxy Now!” 2002, <https://lists.torproject.org/pipermail/tor-dev/2002-September/002374.html>.
- [30] H.-X. Duan, N. Weaver, Z. Zhao, M. Hu, J. Liang, J. Jiang, K. Li, and V. Paxson, “Hold-On: Protecting Against On-Path DNS Poisoning,” in *the Conference on Securing and Trusting Internet Names*, 2012.
- [31] K. P. Dyer, S. E. Coull, T. Ristenpart, and T. Shrimpton, “Peek-a-boo, I Still See You: Why Efficient Traffic Analysis Countermeasures Fail,” in *2012 IEEE S&P*.
- [32] Electronic Frontier Foundation, “Encrypting the Web,” Accessed 2020. [Online]. Available: <https://www.eff.org/encrypt-the-web>
- [33] O. Farnan, A. Darer, and J. Wright, “Poisoning the Well: Exploring the Great Firewall’s Poisoned DNS Responses,” in *Workshop on Privacy in the Electronic Society*. New York: ACM, 2016, pp. 95–98.
- [34] A. P. Felt, R. Barnes, A. King, C. Palmer, C. Bentzel, and P. Tabriz, “Measuring HTTPS Adoption on the Web,” in *USENIX Security*, 2017.
- [35] R. Fielding, J. Gettys, J. Mogul, H. Frystyk, L. Masinter, P. Leach, and T. Berners-Lee, “Hypertext Transfer Protocol – HTTP/1.1,” Internet Requests for Comments, IETF, RFC 2616, June 1999.
- [36] E. W. Forgy, “Cluster Analysis of Multivariate Data : Efficiency Versus Interpretability of Classifications,” 1965.
- [37] J. Fraenkel and B. Grofman, “The Borda Count and its Real-world Alternatives: Comparing Scoring Rules in Nauru and Slovenia,” *Australian Journal of Political Science*, vol. 49, no. 2, pp. 186–205, 2014.
- [38] C. Fuchs, K. Boersma, A. Albrechtslund, and M. Sandoval, “Internet and surveillance: The challenges of web 2.0 and social media,” 2011.
- [39] D. K. Gillmor, “Empirical DNS Padding Policy,” in *Workshop on DNS Privacy 2017*.
- [40] I. Goldberg, D. Wagner, and E. Brewer, “Privacy-Enhancing Technologies for the Internet,” in *Proceedings of the 42nd IEEE International Computer Conference*. USA: IEEE Computer Society, 1997, p. 103.
- [41] J. Gong and T. Wang, “Zero-delay Lightweight Defenses against Website Fingerprinting,” in *USENIX Security 2020*.
- [42] Google, “Addressing some misconceptions about our plans for improving the security of DNS,” 2019, accessed: March 2020. [Online]. Available: <https://blog.chromium.org/2019/10/addressing-some-misconceptions-about.html>
- [43] —, “JSON API for DNS over HTTPS (DoH),” 2019, accessed: May 2020. [Online]. Available: <https://developers.google.com/speed/public-dns/docs/dns-over-https>
- [44] Google Developers, “Remove Render-Blocking JavaScript,” <https://developers.google.com/speed/docs/insights/BlockingJS>, 2018, accessed: March 2020.
- [45] I. Grigorik, “Deciphering the Critical Rendering Path,” 2012, accessed: March 2020. [Online]. Available: <https://calendar.perfplanet.com/2012/deciphering-the-critical-rendering-path/>
- [46] —, “Critical Rendering Path,” 2019, accessed: March 2020. [Online]. Available: <https://developers.google.com/web/fundamentals/performance/critical-rendering-path>
- [47] I. Grigorik and Surma, “Introduction to HTTP/2,” 2019, accessed: March 2020. [Online]. Available: <https://developers.google.com/web/fundamentals/performance/http2>
- [48] B. Haas, “Man in China Sentenced to Five years’ Jail for Running VPN,” <https://www.theguardian.com/world/2017/dec/22/man-in-china-sentenced-to-five-years-jail-for-running-vpn>, 2017, online; accessed September 2018.
- [49] J. Hayes and G. Danezis, “k-fingerprinting: A Robust Scalable Website Fingerprinting Technique,” in *USENIX Security 2016*.
- [50] S. Henri, G. Garcia-Aviles, P. Serrano, A. Banchs, and P. Thiran, “Protecting against website fingerprinting with multihoming,” 2020.
- [51] D. Herrmann, R. Wendolsky, and H. Federrath, “Website fingerprinting: Attacking popular privacy enhancing technologies with the multinomial naïve-bayes classifier,” in *ACM CCSW 2009*.
- [52] A. Hintz, “Fingerprinting Websites Using Traffic Analysis,” in *The 2002 International Conference on Privacy Enhancing Technologies*.
- [53] N. P. Hoang, Y. Asano, and M. Yoshikawa, “Your neighbors are my spies: Location and other privacy concerns in dating apps,” in *18th International Conference on Advanced Communication Technology*, ser. ICACT 2016. IEEE, Feb 2016, pp. 715–721.
- [54] —, “Your Neighbors Are My Spies: Location and other Privacy Concerns in GLBT-focused Location-based Dating Applications,” *Transactions on Advanced Communications Technology (TACT)*, vol. 5, no. 3, pp. 851–860, May 2016.
- [55] N. P. Hoang, S. Doreen, and M. Polychronakis, “Measuring I2P Censorship at a Global Scale,” in *USENIX FOCI 2019*.
- [56] N. P. Hoang, P. Kintis, M. Antonakakis, and M. Polychronakis, “An Empirical Study of the I2P Anonymity Network and Its Censorship Resistance,” in *ACM IMC 2018*.

- [57] N. P. Hoang, I. Lin, S. Ghavamnia, and M. Polychronakis, "K-resolver: Towards Decentralizing Encrypted DNS Resolution," in *NDSS MADWeb 2020*.
- [58] N. P. Hoang, A. A. Niaki, N. Borisov, P. Gill, and M. Polychronakis, "Assessing the Privacy Benefits of Domain Name Encryption," in *ACM ASIACCS 2020*.
- [59] N. P. Hoang, A. A. Niaki, M. Polychronakis, and P. Gill, "The Web is Still Small After More Than a Decade," *ACM SIGCOMM Computer Communication Review*, vol. 50, no. 2, Apr 2020.
- [60] N. P. Hoang and D. Pishva, "Anonymous Communication and Its Importance in Social Networking," in *16th International Conference on Advanced Communication Technology*, ser. ICACT 2014. IEEE, Feb 2014, pp. 34–39.
- [61] P. Hoffman and P. McManus, "DNS queries over HTTPS (DoH)," Internet Requests for Comments, IETF, RFC 8484, October 2018.
- [62] R. Houser, Z. Li, C. Cotton, and H. Wang, "An Investigation on Information Leakage of DNS over TLS," in *ACM CoNEXT'19*.
- [63] Z. Hu, L. Zhu, J. Heidemann, A. Mankin, D. Wessels, and P. Hoffman, "Specification for DNS over transport layer security (TLS)," Internet Requests for Comments, IETF, RFC 7858, May 2016.
- [64] M. HUGHES, "Study shows we're spending an insane amount of time online," <https://thenextweb.com/tech/2019/01/31/study-shows-were-spending-an-insane-amount-of-time-online/>, 2019.
- [65] M. Ikram, R. Masood, G. Tyson, M. A. Kaafar, N. Loizon, and R. Ensafi, "The Chain of Implicit Trust: An Analysis of the Web Third-Party Resources Loading," in *WWW'19*.
- [66] M. Imani, M. S. Rahman, N. Mathews, and M. Wright, "Mockingbird: Defending against deep-learning-based website fingerprinting attacks with adversarial traces," 2019.
- [67] Internet Archive, "HTTP Archive: State of the Web," accessed: 2020. [Online]. Available: <https://httparchive.org/reports/state-of-the-web>
- [68] U. Iqbal, P. J. Snyder, S. Zhu, B. Livshits, Z. Qian, and Z. Shafiq, "AdGraph: A Machine Learning Approach to Automatic and Effective Adblocking," in *IEEE Symposium on Security and Privacy*, 2020.
- [69] H. Jiang, A. W. Moore, Z. Ge, S. Jin, and J. Wang, "Lightweight Application Classification for Network Management," in *Proceedings of the 2007 SIGCOMM Workshop on Internet Network Management*.
- [70] M. Juarez, S. Afroz, G. Acar, C. Diaz, and R. Greenstadt, "A Critical Evaluation of Website Fingerprinting Attacks," in *ACM CCS 2014*.
- [71] M. Juarez, M. Imani, M. Perry, C. Diaz, and M. Wright, "Toward an efficient website fingerprinting defense," in *Computer Security – ESORICS 2016*, 2016.
- [72] M. T. Khan, X. Huo, Z. Li, and C. Kanich, "Every Second Counts: Quantifying the Negative Externalities of Cybercrime via Typosquatting," in *2015 IEEE Symposium on Security and Privacy*.
- [73] P. Kintis, N. Miramirkhani, C. Lever, Y. Chen, R. Romero-Gómez, N. Pitropakis, N. Nikiforakis, and M. Antonakakis, "Hiding in Plain Sight: A Longitudinal Study of Combosquatting Abuse," in *the 2017 ACM SIGSAC Conference on Computer and Communications Security*.
- [74] S. Krouse and P. Haggin, "Internet Providers Look to Cash In on Your Web Habits," <https://www.wsj.com/articles/facebook-knows-a-lot-about-you-so-does-your-internet-provider-11561627803>, 2019, accessed: May 2020.
- [75] V. Le Pochat, T. Van Goethem, S. Tajalizadehkhoob, M. Korczyński, and W. Joosen, "Tranco: A Research-Oriented Top Sites Ranking Hardened Against Manipulation," in *NDSS*, Feb. 2019.
- [76] D. J. Leith, "Web browser privacy: What do browsers say when they phone home?" 2020.
- [77] M. Levene, *Web dynamics: Adapting to change in content, size, topology and use*. Springer Science & Business Media, 2004.
- [78] M. Liberatore and B. N. Levine, "Inferring the source of encrypted http connections," in *Proceedings of the 13th ACM Conference on Computer and Communications Security*, ser. CCS '06. New York, NY, USA: Association for Computing Machinery, 2006, p. 255–263. [Online]. Available: <https://doi.org/10.1145/1180405.1180437>
- [79] W. Lin, S. Reddy, and N. Borisov, "Measuring the Impact of HTTP/2 and Server Push on Web Fingerprinting," in *Proceedings of Workshop on Measurements, Attacks, and Defenses for the Web (MADWeb)*, 2019.
- [80] S. P. Lloyd, "Least squares quantization in pcm," *IEEE Trans. Inf. Theory*, vol. 28, pp. 129–136, 1982.
- [81] G. Lowe, P. Winters, and M. L. Marcus, "The great DNS wall of China," *MS, New York University*, vol. 21, p. 1, 2007.
- [82] C. Lu, B. Liu, Z. Li, S. Hao, H. Duan, M. Zhang, C. Leng, Y. Liu, Z. Zhang, and J. Wu, "An End-to-End, Large-Scale Measurement of DNS-over-Encryption: How Far Have We Come?" in *IMC'19*.
- [83] D. Lu, S. Bhat, A. Kwon, and S. Devadas, "Dynaflow: An efficient website fingerprinting defense based on dynamically-adjusting flows," in *WPES '18*.
- [84] L. Lu, E.-C. Chang, and M. C. Chan, "Website fingerprinting and identification using ordered feature sequences," in *Computer Security – ESORICS 2010*, D. Gritzalis, B. Preneel, and M. Theoharidou, Eds. Berlin, Heidelberg: Springer Berlin Heidelberg, 2010, pp. 199–214.
- [85] X. Luo, P. Zhou, E. Chan, W. Lee, R. Chang, and R. Perdisci, "Httos: Sealing information leaks with browser-side obfuscation of encrypted flows," in *NDSS*, 2011.
- [86] J. B. MacQueen, "Some methods for classification and analysis of multivariate observations," 1967.
- [87] Majestic, "The Majestic Million," Web page, Accessed 2019. [Online]. Available: <https://majestic.com/reports/majestic-million>
- [88] N. Mathews, P. Sirinam, and M. Wright, "Understanding feature discovery in website fingerprinting attacks," in *2018 IEEE Western New York Image and Signal Processing Workshop (WNYISPW)*.
- [89] A. Mayrhofer, "Padding Policies for Extension Mechanisms for DNS (EDNS(0))," Internet Requests for Comments, IETF, RFC 8467, 2018.
- [90] P. McManus, "Improving DNS privacy in firefox," <https://blog.nightly.mozilla.org/2018/06/01/improving-dns-privacy-in-firefox/>, 2018.
- [91] MDN Web Docs, "Domain sharding," https://developer.mozilla.org/en-US/docs/Glossary/Domain_sharding, accessed: March 2020.
- [92] —, "DOMContentLoaded event," https://developer.mozilla.org/en-US/docs/Web/API/Window/DOMContentLoaded_event, accessed: March 2020.
- [93] G. Merzdovnik, M. Huber, D. Buhov, N. Nikiforakis, S. Neuner, M. Schmiedecker, and E. R. Weippl, "Block me if you can: A large-scale study of tracker-blocking tools," *2017 IEEE European Symposium on Security and Privacy (EuroSP)*, pp. 319–333, 2017.
- [94] B. Miller, L. Huang, A. D. Joseph, and J. D. Tygar, "I know why you went to the clinic: Risks and realization of those traffic analysis," in *Privacy Enhancing Technologies 2014*.
- [95] M. Namara, D. Wilkinson, K. Caine, and B. P. Knijnenburg, "Emotional and practical considerations towards the adoption and abandonment of vpns as a privacy-enhancing technology," *Proceedings on Privacy Enhancing Technologies*, vol. 2020, no. 1, pp. 83–102, 2020.
- [96] R. Naqash, "India's crackdown on VPNs in Kashmir seeks to quell cyber-insurgency threat but risks blowback," <https://www.scmp.com/week-asia/politics/article/3052954/indias-crackdown-vpns-kashmir-seeks-quell-cyber-insurgency>, 2020, online; accessed Feb 2020.
- [97] M. Nasr, A. Bahramali, and A. Houmansadr, "DeepCorr: Strong Flow Correlation Attacks on Tor Using Deep Learning," in *Proceedings of the 2018 ACM SIGSAC Conference on Computer and Communications Security*, ser. CCS '18. New York, NY, USA: Association for Computing Machinery, 2018, p. 1962–1976. [Online]. Available: <https://doi.org/10.1145/3243734.3243824>
- [98] M. Nasr, H. Zolfaghar, A. Houmansadr, and A. Ghafari, "Massbrowser: Unblocking the censored web for the masses, by the masses," 2020.
- [99] A. A. Niaki, S. Cho, Z. Weinberg, N. P. Hoang, A. Razaghpanah, N. Christin, and P. Gill, "ICLab: A Global, Longitudinal Internet Censorship Measurement Platform," in *IEEE S&P*, May 2020.
- [100] N. Nikiforakis, L. Invernizzi, A. Kapravelos, S. Van Acker, W. Joosen, C. Kruegel, F. Piessens, and G. Vigna, "You are what you include: Large-scale evaluation of remote javascript inclusions," in *CCS '12*. New York, NY, USA: ACM, 2012, p. 736–747.
- [101] R. Nithyanand, X. Cai, and R. Johnson, "Glove: A bespoke website fingerprinting defense," in *Proceedings of the 13th Workshop on Privacy in the Electronic Society*, ser. WPES '14. New York, NY, USA: Association for Computing Machinery, 2014, p. 131–134. [Online]. Available: <https://doi.org/10.1145/2665943.2665950>
- [102] D. Nobori and Y. Shinjo, "VPN gate: A volunteer-organized public VPN relay system with blocking resistance for bypassing government censorship firewalls," in *11th USENIX Symposium on Networked Systems Design and Implementation (NSDI 14)*. Seattle, WA: USENIX Association, Apr 2014, pp. 229–241. [Online]. Available: <https://www.usenix.org/conference/nsdi14/technical-sessions/presentation/nobori>
- [103] S. E. Oh, S. Sunkam, and N. Hopper, "p1-fp: Extraction, classification, and prediction of website fingerprints with deep learning," *Proceedings on Privacy Enhancing Technologies*, vol. 2019, no. 3, 2019. [Online]. Available: <https://content.sciendo.com/view/journals/popets/2019/3/article-p191.xml>

- [104] R. Overdorf, M. Juarez, G. Acar, R. Greenstadt, and C. Diaz, "How unique is your .onion? an analysis of the fingerprintability of tor onion services," in *Proceedings of the 2017 ACM SIGSAC Conference on Computer and Communications Security*, ser. CCS '17. New York, NY, USA: Association for Computing Machinery, 2017, p. 2021–2036. [Online]. Available: <https://doi.org/10.1145/3133956.3134005>
- [105] A. Panchenko, F. Lanze, J. Pennekamp, T. Engel, A. Zinnen, M. Henze, and K. Wehrle, "Website fingerprinting at internet scale," in *NDSS*, 2016.
- [106] A. Panchenko, L. Niessen, A. Zinnen, and T. Engel, "Website fingerprinting in onion routing based anonymization networks," in *Proceedings of the 10th Annual ACM Workshop on Privacy in the Electronic Society*, ser. WPES '11. New York, NY, USA: Association for Computing Machinery, 2011, p. 103–114.
- [107] S. Patil and N. Borisov, "What Can You Learn from an IP?" in *ANRW'19*.
- [108] P. Pearce, B. Jones, F. Li, R. Ensafi, N. Feamster, N. Weaver, and V. Paxson, "Global measurement of DNS manipulation," in *26th USENIX Security Symposium (USENIX Security 17)*, 2017.
- [109] M. Perry, E. Clark, S. Murdoch, and G. Koppen, "The design and implementation of the Tor Browser," 2019, <https://2019.www.torproject.org/projects/torbrowser/design/>.
- [110] V. L. Pochat, T. V. Goethem, and W. Joosen, "Evaluating the long-term effects of parameters on the characteristics of the tranco top sites ranking," in *12th USENIX Workshop on Cyber Security Experimentation and Test (CSET 19)*. Santa Clara, CA: USENIX Association, Aug. 2019. [Online]. Available: <https://www.usenix.org/conference/cset19/presentation/lepochat>
- [111] M. Prince, "Encrypting SNI: Fixing one of the core internet bugs," <https://blog.cloudflare.com/esni/>, 2018, online; accessed September 2018.
- [112] T. Pulls and R. Dahlberg, "Website fingerprinting with website oracles," *Proceedings on Privacy Enhancing Technologies*, vol. 2020, no. 1, 2020. [Online]. Available: <https://content.sciendo.com/view/journals/popets/2020/1/article-p235.xml>
- [113] quantcast, "Quantcast top websites," Web page, Accessed 2019. [Online]. Available: <https://www.quantcast.com/top-sites/>
- [114] A. Razaghpanah, R. Nithyanand, N. Vallina-Rodriguez, S. Sundaresan, M. Allman, C. Kreibich, and P. Gill, "Apps, trackers, privacy, and regulators: A global study of the mobile tracking ecosystem," in *NDSS*, 2018.
- [115] E. Rescorla, K. Oku, N. Sullivan, and C. Wood, "Encrypted Server Name Indication for TLS 1.3," IETF, Internet Draft, March 2020. [Online]. Available: <https://tools.ietf.org/html/draft-ietf-tls-esni-06>
- [116] E. Rescorla, "Encrypted sni comes to firefox nightly," <https://blog.mozilla.org/security/2018/10/18/encrypted-sni-comes-to-firefox-nightly/>, 2018, accessed: May 2019.
- [117] V. Rimmer, D. Preuveneers, M. Juarez, T. Van Goethem, and W. Joosen, "Automated website fingerprinting through deep learning," Feb. 2018.
- [118] W. Rweyemamu, C. Lauinger, Tobias and Wilson, W. Robertson, and E. Kirda, "Clustering and the Weekend Effect: Recommendations for the Use of Top Domain Lists in Security Research," in *Passive and Active Measurement*, D. Choffnes and M. Barcellos, Eds. Springer International Publishing, 2019, pp. 161–177.
- [119] M. Sayrafi, "Introducing DNS resolver for Tor," <https://blog.cloudflare.com/welcome-hidden-resolver/>, 2018.
- [120] Q. Scheitle, O. Hohlfeld, J. Gamba, J. Jelten, T. Zimmermann, S. D. Strowes, and N. Vallina-Rodriguez, "A Long Way to the Top: Significance, Structure, and Stability of Internet Top Lists," ser. IMC'18.
- [121] P. Schmitt, A. Edmundson, A. Mankin, and N. Feamster, "Oblivious DNS: Practical Privacy for DNS Queries: Published in PoPETS 2019," in *ANRW'19*.
- [122] W. Scott, T. Anderson, T. Kohno, and A. Krishnamurthy, "Satellite: Joint analysis of CDNs and network-level interference," in *USENIX Annual Technical Conference*, 2016.
- [123] C. E. Shannon, "A mathematical theory of communication," *SIGMOBILE Mob. Comput. Commun. Rev.*, vol. 5, no. 1, p. 3–55, Jan. 2001. [Online]. Available: <https://doi.org/10.1145/584091.584093>
- [124] Y. Shi and K. Matsuura, "Fingerprinting attack on the tor anonymity system," in *Proceedings of the 11th International Conference on Information and Communications Security*, ser. ICICS'09. Berlin, Heidelberg: Springer-Verlag, 2009, p. 425–438.
- [125] S. Siby, M. Juarez, C. Diaz, N. Vallina-Rodriguez, and C. Troncoso, "Encrypted DNS: Privacy? A Traffic Analysis Perspective," in *NDSS'20*.
- [126] R. Singh, R. Nithyanand, S. Afroz, P. Pearce, M. C. Tschantz, P. Gill, and V. Paxson, "Characterizing the Nature and Dynamics of Tor Exit Blocking," in *USENIX Security'17*.
- [127] P. Sirinam, M. Imani, M. Juarez, and M. Wright, "Deep fingerprinting: Undermining website fingerprinting defenses with deep learning," in *Proceedings of the 2018 ACM SIGSAC Conference on Computer and Communications Security*, ser. CCS '18. New York, NY, USA: Association for Computing Machinery, 2018, p. 1928–1943. [Online]. Available: <https://doi.org/10.1145/3243734.3243768>
- [128] A. Sjösten, P. Snyder, A. Pastor, P. Papadopoulos, and B. Livshits, "Filter list generation for underserved regions," *ArXiv*, vol. abs/1910.07303, 2020.
- [129] Q. Sun, D. R. Simon, Y.-M. Wang, W. Russell, V. N. Padmanabhan, and L. Qiu, "Statistical identification of encrypted web browsing traffic," in *Proceedings of the 2002 IEEE Symposium on Security and Privacy*, ser. SP '02. USA: IEEE Computer Society, 2002, p. 19.
- [130] J. Szurdi, B. Kocso, G. Cseh, J. Spring, M. Felegyhazi, and C. Kanich, "The long 'tail' of typosquatting domain names," in *23rd USENIX Security Symposium (USENIX Security 14)*. San Diego, CA: USENIX Association, 2014, pp. 191–206.
- [131] C. B. Tran, K. Champion, A. Forte, B. M. Hill, and R. Greenstadt, "Are anonymity-seekers just like everybody else? an analysis of contributions to wikipedia from tor," in *IEEE S&P*, 2020.
- [132] M. Trevisan, I. Drago, M. Mellia, and M. M. Munafò, "Towards web service classification using addresses and dns," in *2016 International Wireless Communications and Mobile Computing Conference (IWCMC)*, 2016, pp. 38–43.
- [133] G. Tsirantonakis, P. Ilia, S. Ioannidis, E. Athanasopoulos, and M. Polychronakis, "A large-scale analysis of content modification by open http proxies," in *NDSS*, 2018.
- [134] Z. ul Abi Din, P. Tigas, S. T. King, and B. Livshits, "Percival: Making in-browser perceptual ad blocking practical with deep learning," in *USENIX ATC*, 2020.
- [135] C. Umbrella, "Umbrella popularity list," Web page, Accessed 2019. [Online]. Available: <https://s3-us-west-1.amazonaws.com/umbrella-static/index.html>
- [136] U.S. Embassy Beijing, "New PRC Internet Regulation," <https://web.archive.org/web/20030210204155/http://www.usembassy-china.org.cn/english/sandt/netreg.htm>, 1998.
- [137] A. Vastel, P. Snyder, and B. Livshits, "Who filters the filters: Understanding the growth, usefulness and efficiency of crowdsourced ad blocking," in *SICMETRICS*, 2020.
- [138] Verisign, "The domain name industry brief," Verisign, Tech. Rep., 2019. [Online]. Available: <https://www.verisign.com/assets/domain-name-report-Q42019.pdf>
- [139] D. Wagner and B. Schneier, "Analysis of the ssl 3.0 protocol," in *WOEC '96*.
- [140] T. Wang, "High precision open-world website fingerprinting," in *IEEE S&P 2020*.
- [141] T. Wang, X. Cai, R. Nithyanand, R. Johnson, and I. Goldberg, "Effective attacks and provable defenses for website fingerprinting," in *23rd USENIX Security Symposium (USENIX Security 2014)*.
- [142] T. Wang and I. Goldberg, "Improved website fingerprinting on tor," ser. WPES'13.
- [143] —, "Walkie-talkie: An efficient defense against passive website fingerprinting attacks," in *26th USENIX Security Symposium (USENIX Security 17)*, Vancouver, BC, 2017.
- [144] X. S. Wang, A. Balasubramanian, A. Krishnamurthy, and D. Wetherall, "How speedy is SPDY?" in *NSDI'14*, 2014.
- [145] Web Technology Surveys, "Usage statistics of HTTP/2 for websites," <https://w3techs.com/technologies/details/ce-http2>, 2020.
- [146] R. Williams, "Mobile internet usage rises to 800 hours a year, study shows," <https://www.mobilemarketer.com/news/mobile-internet-usage-rises-to-800-hours-a-year-study-shows/556589/>, 2019, accessed: December 2019.
- [147] Y. Xu, T. Wang, Q. Li, Q. Gong, Y. Chen, and Y. Jiang, "A multi-tab website fingerprinting attack," in *ACSAC'18*.
- [148] S. Yang, "China to ban online gaming, chatting with foreigners outside Great Firewall: report," <https://www.taiwannews.com.tw/en/news/3916690>, 2020, online; accessed April 2020.
- [149] zzz (Pseudonym) and L. Schimmer, "Peer Profiling and Selection in the I2P Anonymous Network," in *Proceedings of PET-CON 2009.1*, March 2009, pp. 59–70.

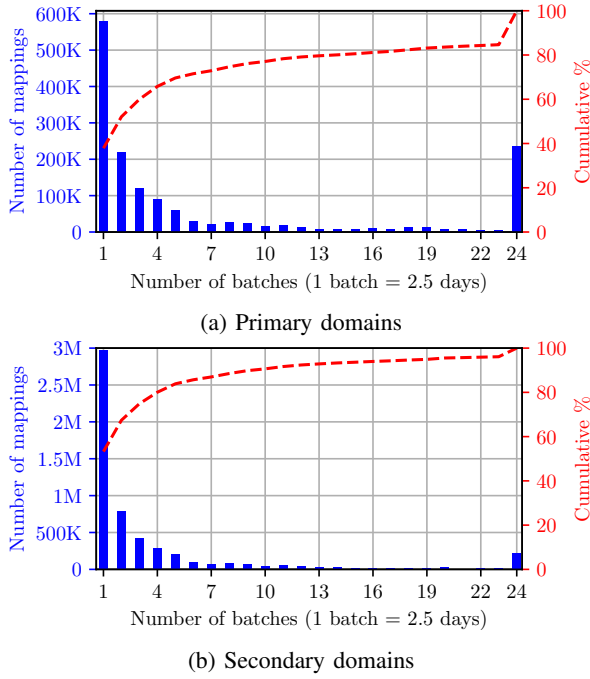


Fig. 10: Longevity of mappings between domain names and their hosting IP addresses.

APPENDIX A DYNAMICS OF DOMAIN-IP MAPPING

In this appendix, we analyze the mappings between domains and IP addresses observed throughout the whole study period to examine the dynamics of domain-IP mappings in today’s web ecosystem. Over the two-month period, we observed 531K domain names, resulting in 693K unique IP address. Of these domains, 212K belong to the primary domain group selected in §V, and 319K are secondary domains. In total, we have gathered more than 7M domain-IP mappings.

Figure 10 shows the longevity analysis of domain-IP mappings of the two domain groups. More than 60% of the mappings in both groups last for less than a week (i.e., observed in no more than three consecutive data batches). In contrast, only 15% of primary and less than 5% of secondary domain mappings can be observed for the whole two-month period of our study. The high churn rate of most mappings after a week is one of the reasons why our IP-based fingerprints deteriorate after ten days since being constructed (§VII).

However, the picture changes completely when we look deeper into the number of domains and IP addresses in each mapping group. We refer to the group of mappings that are observed in no more than three consecutive data batches as *dynamic mappings*, and to mappings that are observed continuously for the whole period of study as *static mappings*. Table III shows the breakdown of the number of unique domains and IP addresses observed in each mapping group. We can see two unbalanced allocations between (a) the total number of primary and secondary domain mappings, and (b) the dynamic and static mappings within the primary domains.

TABLE III: Breakdown of the number of domains and IPs in dynamic and static mappings.

Domain & IP type	Total mappings	Dynamic mappings	Static mappings
Primary domains	1.5M	36K (17%)	167K (79%)
Primary IPs		169K (45%)	137K (36%)
Secondary domains	5.5M	208K (65%)	88K (28%)
Secondary IPs		306K (69%)	77K (17%)

For (a), the number of secondary domain mappings is almost four times larger than primary domains, due to the fact that a visit to a primary domain loads several secondary domains. For (b), there are only 36K (17%) primary domains with a high IP address churn rate, occupying a pool of 169K unique IP addresses. In contrast, 167K (79%) primary domains remain stable on the same IP addresses for the whole period of our study. This explains the reason why many of our IP-based fingerprints are still effective after two months (§VII). Specifically, although 50% of the IP addresses are changed in more than 50% of the fingerprints, as shown in Figure 6, this is mainly due to the change of secondary domains’ hosting IP addresses. On the other hand, after two months, almost 80% of primary domains are still hosted on static IP addresses, contributing to the validity of our IP-based fingerprints.

Although only a small number of domains whose hosting IP addresses are changed frequently, our findings show that it is totally possible to increase the dynamics of domain-IP mappings from the perspective of hosting providers. One may consider that frequently changing the hosting IP addresses is not feasible for those web servers that use “cruise-liner” certificates [21], in which numerous domains are aggregated in each certificate to support non-SNI clients. However, to the best of our knowledge, the use of “cruise-liner” certificates has been deprecated by most hosting providers due to widespread support of SNI by all major browsers. For instance, while Cloudflare used to employ “cruise-liner” certificates for websites co-hosted on its CDNs, the Subject Alternative Names field of Cloudflare’s certificates now contains only the websites’ domain and `sni.cloudflaressl.com`. Thus, our suggestion is still compatible with multiple certificates per IP address. In fact, Cloudflare does allow website owners to upload their own certificates instead of using Cloudflare’s.

APPENDIX B ANALYSIS OF DOMAIN NAMES FILTERED BY BRAVE

While the accuracy rate does decrease when fingerprinting against websites browsed with Brave (§VIII-B), our basic fingerprinting approach could still obtain a relatively high accuracy rate of 80%. To that end, we conduct an additional analysis on the filtered domain names to find the underlying reason why removing these resources does not substantially reduce websites’ fingerprintability.

As shown in Figure 11, the number of domains loaded per website when browsing with Brave (dashed line) is significantly lower than when using a non-blocking browser (solid

TABLE IV: Top-ten domain names removed by Brave.

Domain name	# Blocked	Entropy
www.google-analytics.com	69K (31%)	0.87
stats.g.doubleclick.net	57K (26%)	1.53
www.google.com	38K (17%)	1.44
www.googletagmanager.com	32K (15%)	1.71
www.facebook.com	31K (14%)	1.97
googleads.g.doubleclick.net	28K (13%)	2.10
tpc.googlesyndication.com	21K (10%)	3.08
connect.facebook.net	21K (10%)	1.98
adservice.google.com	18K (8%)	2.68
pagead2.googlesyndication.com	18K (8%)	3.03

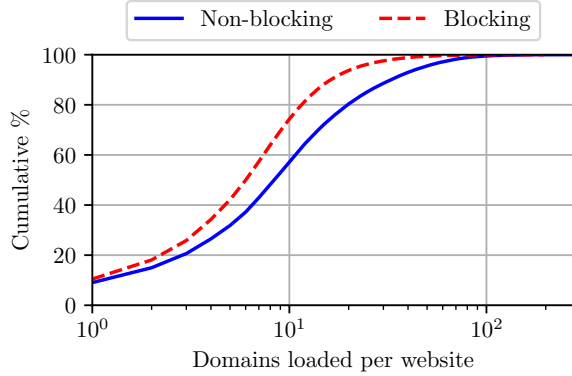


Fig. 11: CDF of domain names loaded per website.

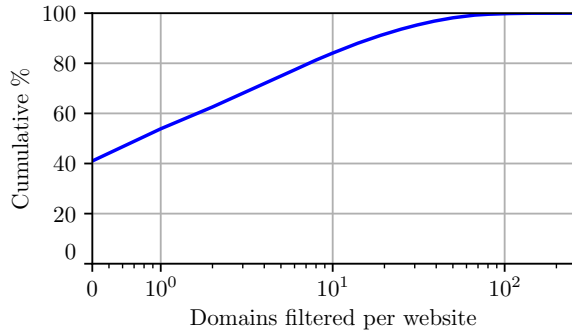


Fig. 12: CDF of domains filtered per website by Brave.

line). Specifically, almost 80% of websites load less than ten domains with Brave, whereas only 57% of websites load less than ten domains using a non-blocking browser. The average number of domains loaded per website with Brave is only eight, whilst there are 14 domains loaded per website on average for a non-blocking browser. Of all websites studied, 41% of websites do not have any domains filtered by the Brave browser. The remaining 59% of these websites have at least one domain filtered, as shown in Figure 12.

Table IV shows the top-ten most blocked domains by Brave, with `www.google-analytics.com` being the most blocked domain. Among the 220K websites studied, it is removed from 69K (31%) websites. Although the domain is referenced in more than half of the websites (as shown in Table I), Brave does not entirely remove it from all of them, depending on how it is referenced on each website. Despite being removed from a large number of websites, as indicated in the third column of the table, these domains only contribute a small amount of information entropy to the fingerprint when included (as discussed in §VI-A). This is the reason why our fingerprinting technique can still identify a relatively high number (80%) of websites when browsing with Brave. Analyzing the MIME type of objects loaded from these domains, we find that the vast majority of them are used to load images and scripts used for tracking and advertisement services operated by Google and Facebook.