

Polar Codes for Automorphism Ensemble Decoding

Charles Pillet, Valerio Bioglio, Ingmar Land

Mathematical and Algorithmic Sciences Lab

Paris Research Center, Huawei Technologies Co. Ltd.

Email: {charles.pillet1,valerio.bioglio,ingmar.land}@huawei.com

Abstract—In this paper we deal with polar code automorphisms that are beneficial under low-latency automorphism ensemble (AE) decoding, and we propose polar code designs that have such automorphisms. Successive-cancellation (SC) decoding and thus SC-based AE decoding are invariant with respect to the only known polar code automorphisms, namely those of the lower-triangular affine (LTA) group. To overcome this problem, we provide methods to determine whether a given polar code has non-LTA automorphisms and to identify such automorphisms. Building on this, we design specific polar codes that admit automorphisms in the upper-diagonal linear (UTL) group, and thus render SC-based AE decoding effective. Demonstrated by examples, these new polar codes under AE decoding outperform conventional polar codes under SC list decoding in terms of error rate, while keeping the latency comparable to SC decoding.

Index Terms—Polar codes, code automorphism, successive cancellation, list decoding, permutation decoding, code design.

I. INTRODUCTION

Polar codes [1] are a class linear block codes relying on the phenomenon of channel polarization. They are shown to be capacity-achieving on binary memoryless symmetric channels under successive cancellation (SC) decoding for infinite block length. In the finite-length regime, however, SC decoding suffers from poor performance due to error propagation. Various approaches have been proposed to overcome this problem. In SC list (SCL) decoding, multiple paths are followed in parallel SC decoders, and the best path is selected from the list at the end [2]. In connection with an outer CRC, SCL decoding provides excellent error rate results [3], making this SCL-CRC decoding the de-facto standard and often used performance benchmark for polar code decoding.

At each bit-decoding step, the SCL decoders need to exchange information and list operations are required, and this leads to a large decoding delay. The increase in decoding delay may be avoided by permutation decoders, where several decoders run independently in parallel on permuted codewords, and the best candidate is chosen at the end. To this end, permutations based on stage permutations of the polar codes were exploited: this method is analyzed under SC decoding in [4], while soft cancellation (SCAN) [5] is applied in [6] and belief propagation (BP) [7] is chosen in [8].

Recently, a new type of permutation group decoder for Reed-Muller codes [9], [10], termed automorphism ensemble (AE) decoder, has been proposed based on the automorphism group of the code [11]. The automorphism group of Reed-Muller codes is known and equivalent to the general affine

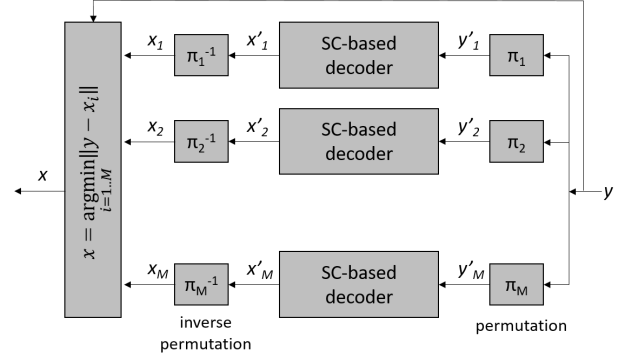


Fig. 1. Structure of the automorphism ensemble (AE) decoder.

group [12], which allows a large set of automorphisms for AE decoding. AE decoding may be applied to polar codes given the similarity of the two codes; however it requires knowledge of polar code automorphisms. Lower-triangular affine (LTA) transformations are currently the only known subgroup of the automorphism group of polar codes [12]. SC decoding was proved to be invariant under LTA automorphisms, and as a consequence, SC-based AE decoding exhibits no gain [11].

This paper deals with polar-code automorphisms that lie outside the LTA group. We propose a method to determine if a given polar code has such automorphisms and to identify such automorphism. We further propose a polar code design that aims at constructing polar codes that have sufficiently many non-LTA automorphisms to allow for efficient AE decoding. Very recently, independently of our research, new automorphisms of polar codes have been proposed that are generated by block lower triangular (BLTA) group [13]. As compared to that contribution, our paper addresses a wider range of automorphisms and we specifically focus on upper-diagonal linear (UTL) transformations since they are not invariant with respect to SC decoding. By error-rate simulations we compare various polar codes under SC, SCL and AE decoding. As a result, newly designed polar codes under AE decoding that outperform conventional polar codes under SCL decoding in terms of error rate, while the AE decoding latency is only in the range of SC decoding.

II. PRELIMINARIES

A. Polar Codes

A (N, K) polar code of length $N = 2^n$ and dimension K is a binary block code defined by the kernel matrix $T_2 \triangleq \begin{bmatrix} 1 & 0 \\ 0 & 1 \end{bmatrix}$,

the transformation matrix $T_N = T_2^{\otimes n}$, an information set $\mathcal{I} \in [N]$ and a frozen set $\mathcal{F} = [N] \setminus \mathcal{I}$, $[N] = \{0, 1, \dots, N-1\}$. For encoding, an auxiliary input vector $\mathbf{u} = (u_0, u_1, \dots, u_{N-1})$ is generated by assigning $u_i = 0$ for $i \in \mathcal{F}$ (frozen bits), and storing information in the remaining entries, $i \in \mathcal{I}$. The codeword is then computed as $\mathbf{x} = \mathbf{u} \cdot T_N$. The information and frozen set are typically selected according to the reliabilities of the virtual bit-channels resulting from the polarisation. Reliabilities can be determined through different methods [14].

Successive Cancellation (SC) decoding is the fundamental decoding algorithm for polar codes and is proved to be capacity-achieving at infinite block length [1]. SC list (SCL) decoding was proposed to improve the polar code performance for finite code lengths [2]. The concatenation of a CRC code [3], used as a genie, provides excellent performance and SCL-CRC is currently the best decoding algorithm of polar codes.

B. Monomials codes

Monomial codes of length $N = 2^n$ are a family of codes that can be obtained as evaluations of boolean functions, namely as polynomials in $\mathbb{F}_2[x_0, \dots, x_{n-1}]$. Polar codes and Reed-Muller codes can be described through this formalism [12]. In fact, the rows of T_N represent all possible evaluations of negative monomials over \mathbb{F}_2^n [12], where a negative boolean variable \bar{x}_i is given by $\bar{x}_i = \neg x_i = (1 \oplus x_i)$. This can be proven by induction on $n = \log_2(N)$ starting from the observation that the two rows of T_2 are the evaluation of two monomials over \mathbb{F}_2 , namely the constant monomial 1, evaluating to (1, 1), and the monomial \bar{x}_0 , evaluating to (1, 0). Table I lists all different negative monomials over \mathbb{F}_2^3 , their degrees and their evaluations.

A monomial code of length $N = 2^n$ and dimension K is generated by K (positive or negative) monomials out of the N monomials over \mathbb{F}_2^n . These K chosen monomials form the *generating monomial set* \mathcal{M} of the code, while their evaluations, along with the evaluations of their linear combinations, provide the codebook of the code. A monomial code is called *decreasing* if \mathcal{M} includes all factors of every monomial in the set [12].

TABLE I
NEGATIVE MONOMIALS FOR $n = 3$ AND THEIR EVALUATIONS.

Degree	Monomial	Evaluation	Index of row in T_N	
0	1	11111111	7	111
1	\bar{x}_0	10101010	6	110
	\bar{x}_1	11001100	5	101
	\bar{x}_2	11110000	3	011
2	$\bar{x}_0\bar{x}_1$	10001000	4	100
	$\bar{x}_0\bar{x}_2$	10100000	2	010
	$\bar{x}_1\bar{x}_2$	11000000	1	001
3	$\bar{x}_0\bar{x}_1\bar{x}_2$	10000000	0	000

Reed-Muller codes, which may be seen as polar codes with particular frozen sets, are monomial codes generated by all monomials up to a certain degree. Polar codes select generating monomials following the polarisation effect; if the polar code design is compliant with the universal partial

order framework, the resulting code is provably decreasing monomial [12].

C. Code Automorphisms

An automorphism π of a code \mathcal{C} is a permutation that maps any codeword $x \in \mathcal{C}$ into another codeword $x' \in \mathcal{C}$. The automorphism group $\text{Aut}(\mathcal{C})$ of a code \mathcal{C} is the set containing all automorphisms of code \mathcal{C} . It is well known that the automorphism group of Reed-Muller codes of length $N = 2^n$ is given by the affine transformation group of order n , $\text{GA}(n)$. This group is defined as the set of all transformations of n variables described by

$$x \mapsto x' = Ax + b \quad (1)$$

$x, x' \in \mathbb{F}_2^n$, where A is an $n \times n$ binary invertible matrix and b is a binary column vector of length n .

Though the automorphism group of polar codes is unknown, it is proved in [12] that a subgroup of the automorphisms of decreasing monomials codes is given by the lower-triangular affine (LTA) group $\text{LTA}(n)$. This is the subgroup of $\text{GA}(n)$ for which A is lower-triangular with ones on the diagonal. Since well-designed polar codes are typically decreasing monomials codes, this leads to the knowledge of one automorphism subgroup of polar codes.

D. Automorphism ensemble decoding

In [11], the authors proposed an automorphism ensemble (AE) decoder for Reed-Muller codes, as depicted in Figure 1: M SC-based decoders are run in parallel, each one starting from a permuted version of the received codeword where each permutation belongs to the automorphism group of the code. The codewords resulting from each SC unit are permuted back, and the most likely candidate is selected.

Even though the structure of this decoder is similar to the one of SCL, the main difference is given by the resulting decoding latency: since the SC-based decoders do not need to exchange information during the decoding process, the latency of AE is essentially given by the latency of a single SC decoder. The authors of [11] use BP, SC and SCL algorithms as inner decoders for AE, resulting in different error rate performances and latencies.

III. AUTOMORPHISMS OF POLAR CODES

In the following, using the concept of monomial codes, we analyze and provide new automorphism of polar codes. As proved in [11], automorphisms within the LTA sub-group are absorbed by SC decoding. Since permutations in LTA are the only automorphisms known for polar codes, in order to exploit AE decoders, we need to find new automorphism not in the LTA sub-group. In the following, we will restrict this search to upper-triangular linear (UTL) transformations, which are transformations of n variables described by

$$x \mapsto x' = Ux \quad (2)$$

$x, x' \in \mathbb{F}_2^n$, where U is an $n \times n$ upper-diagonal binary matrix with full diagonal. This choice is motivated by our observation

that UTL automorphisms are typically not absorbed by SC decoding and thus useful candidates for SC-based AE decoding.

A. Affine transformations as automorphisms

To begin with, we analyze the automorphisms that can be expressed as affine transformations. Even though it is not clear if affine transformations include all automorphisms of a polar code (we will provide a counter-example later on), this is a useful starting point to generate UTL automorphisms. Our analysis is based on the following Theorem:

Theorem 1. An affine transformation belongs to the automorphism group of a given monomial code if and only if it maps all generating monomials into linear combinations of generating monomials.

Proof. This property follows from the definition of automorphism of a code. In fact, a permutation belongs to the automorphism group of a code if and only if it maps every codeword into another unique codeword, namely if and only if the transformed code book is equal to the original one. Codewords of a monomial code correspond to linear combinations of the generating monomials, while affine transformations correspond to permutations. \square

We link this property to the affine transformation matrix A . Non-zero entries of A represent variable changes: setting $A_{i,j} = 1$ means to substitute variable \bar{x}_i with variable \bar{x}_j . Theorem 2 proves that entry $A_{i,j}$ can be set to 1 only if the variable change does not impact the generating monomial set.

Theorem 2. A linear transformation $x' = Ax$ with matrix A belongs to the automorphism group of the monomial code generated by monomial set \mathcal{M} if and only if for every $0 \leq i, j < n$ we have that $\mathcal{M}_{i,j} \subseteq \mathcal{M}$, where $\mathcal{M}_{i,j} = \mathcal{M}|_{x_i: x_i = A_{i,j} \cdot x_j}$ represents the set of monomials in \mathcal{M} including variable x_i where this variable is substituted by $A_{i,j} \cdot x_j$.

Proof. If $A_{i,j} = 0$, the result of this transformation is the empty set, and hence $\mathcal{M}_{i,j} \subseteq \mathcal{M}$. On the other hand, if $A_{i,j} = 1$ then $\mathcal{M}_{i,j}$ represents the monomial set generated by the monomials in \mathcal{M} including variable x_i , where this variable is substituted by variable x_j . If we call \mathcal{M}' the set of the generating monomials transformed through A , we know that $|\mathcal{M}'| = |\mathcal{M}|$, and hence these two sets include the same number of monomials, since A is a linear bijective transformation. Moreover, by construction we have that \mathcal{M}' is composed of linear combinations of elements of $\mathcal{M}_{i,j}$ (with the inclusion of the unity if $1 \in \mathcal{M}$). As a consequence, the fact that $\mathcal{M}_{i,j} \subseteq \mathcal{M}$ means that \mathcal{M}' is composed of linear combinations of the elements of subsets of \mathcal{M} ; this and the fact that $|\mathcal{M}'| = |\mathcal{M}|$ can be true if and only if $\mathcal{M}' = \mathcal{M}$, and Theorem 1 concludes the proof. \square

As an example, we consider polar code (16,7) generated by the set of monomials $\mathcal{M} = \{1, \bar{x}_0, \bar{x}_1, \bar{x}_2, \bar{x}_0\bar{x}_1, \bar{x}_0\bar{x}_2, \bar{x}_3\}$. Entry $A_{1,2}$ can be put to 1; in fact, if we substitute \bar{x}_1 by \bar{x}_2 in \mathcal{M} , we have the set of monomials $\mathcal{M}_{1,2} = \{\bar{x}_2, \bar{x}_0\bar{x}_2, \bar{x}_3\} \subseteq \mathcal{M}$. On the contrary, if we look at $A_{0,1}$, we have that

TABLE II
VARIABLE CHANGE VIA BINARY EXTENSION.

	index				
	binary				dec
$\bar{x}_0\bar{x}_1$	1	1	0	0	12
\bar{x}_1	1	1	0	1	13
	x_3	x_2	x_1	x_0	

	index				
	binary				dec
$\bar{x}_2\bar{x}_0$	1	0	1	0	10
\bar{x}_2	1	0	1	1	11
	x_3	x_2	x_1	x_0	

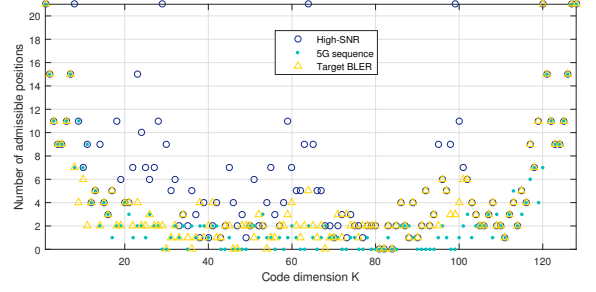


Fig. 2. Number of upper-triangular admissible positions in matrix A for polar codes of length $N = 128$ and dimension K ; three different designs.

$\mathcal{M}_{0,1} = \{\bar{x}_1, \bar{x}_1\bar{x}_2\} \not\subseteq \mathcal{M}$. Similarly, for $A_{0,2}$ we have $\mathcal{M}_{0,2} = \{\bar{x}_2, \bar{x}_1\bar{x}_2\} \not\subseteq \mathcal{M}$. Finally, if we substitute any monomial by x_3 , $\mathcal{M}_{i,3} \not\subseteq \mathcal{M}$. At the end, the only entry above the diagonal that may be put to 1 is $A_{1,2}$. A subset of the automorphism group of the code is then given by the affine transformation (1) with invertible A and b of the structure

$$A = \begin{bmatrix} 1 & 0 & 0 & 0 \\ \star & \star & \star & 0 \\ \star & \star & \star & 0 \\ \star & \star & \star & 1 \end{bmatrix}, \quad b = \begin{bmatrix} \star \\ \star \\ \star \\ \star \end{bmatrix}. \quad (3)$$

Compared to LTA, this increases the automorphisms from 1024 to 2688; however, only one of these is a non-trivial UTL transformation.

This procedure can be implemented efficiently using the binary representation of indices in the information set \mathcal{I} . Given a row of the transformation matrix T_N , the variables included in the monomial generating that row are given by the zeroes of the binary expansion of the row index, see Table I. The impact of an entry $A_{i,j} = 1$ can be checked by tracking the changes in the binary expansions of the information bit indices. All indices in \mathcal{I} having $x_i = 0$ in their binary expansions are extracted; then in these indices, x_i is set to 1 while x_j is set to 0, which represents the change of variables. If the modified indices are still in \mathcal{I} , then $\mathcal{M}_{i,j} \subseteq \mathcal{M}$ and $A_{i,j} = 1$ is feasible.

We illustrate this method by continuing the previous example, which has the information set $\mathcal{I} = \{7, 10, 11, 12, 13, 14, 15\}$. For position $A_{1,2}$, we have the original monomials and their extensions in Table II on the left, and those after variable change $x_1 \rightarrow x_2$ on the right.

B. Automorphisms of given polar codes

Here we analyse three polar code constructions with respect to their UTL automorphisms, namely the 5G sequence [15], [16], a high-SNR DE/GA design at 10.5 dB, and a low-SNR DE/GA design for the target block error rate (BLER) of 0.001.

TABLE III

RELATIVE NUMBER OF CODES FOR GIVEN LENGTH N THAT HAVE 0 OR AT LEAST 32 UTL AUTOMORPHISMS; TWO DIFFERENT DESIGNS.

		128	256	512	1024
High-SNR	0	0.0234	0.0508	0.0781	0.1396
	≥ 32	0.4844	0.4414	0.3945	0.3652
5G	0	0.2422	0.5742	0.7773	0.8828
	≥ 32	0.2422	0.1133	0.0664	0.0381

For a fixed code length N and each code dimension K , we determine the number of positions in the upper-triangular (UT) part of matrix A that may be used for automorphisms, termed UT admissible positions, using the methods described above. The results are shown in Fig. 2. The high-SNR design leads to a larger number of admissible positions; the maximal number of 21 is attained by the eight Reed-Muller codes. For the 5G sequence, about one quarter of the codes have zero admissible UT positions. Note that the considered UTL automorphisms, see (2), assume U with full diagonal, and thus t UT admissible positions give rise to 2^t UTL automorphisms.

An important question is if a code has UTL automorphisms at all and if it has sufficiently many. For the code lengths $N = 128, 256, 512, 1024$ and for each dimension K , we determined if the code has 0 UTL automorphisms, which makes it not suitable for AE decoding, or at least 32, which makes it suitable. The relative number of codes, for each code length, fulfilling these criteria is reported in Table III for the high-SNR design and for the 5G sequence. The number of codes suitable for AE decoding decreases with growing code length, particularly for the 5G sequence.

Not all automorphisms can be expressed as an affine transformation. To demonstrate this, we counted the number of elements of the automorphism group of all polar codes of length $N = 8$ by brute force search; the result is reported in Table IV. Here we can see that for most polar codes the number of automorphisms, $|\text{Aut}|$, is larger than the number of affine transformations, $|\text{Aff}|$. This shows that some automorphisms cannot be expressed as affine transformations. As an example, consider the $(8, 3)$ polar code with $\mathcal{I} = \{5, 6, 7\}$, see Table I and Table IV: swapping 4th and 8th bits is an automorphism but cannot be expressed as affine transformation.

C. UTL design of polar codes

The number of UTL automorphisms for reliability-based designs of polar codes decreases with the code length, as discussed above. In the following, we propose a new method for polar code design that aims at increasing the number of UTL automorphisms by modifying the information set of a given polar code. The method relies on the following corollary:

Corollary 1. A UTL transformation A belongs to the automorphism group of the monomial code generated by monomial set \mathcal{M} if and only if $\mathcal{M}_{i,j} \subseteq \mathcal{M}$ for all $0 \leq i < j < n - 1$ with $A_{i,j} = 1$.

Proof. The proof follows from Theorem 2 and from the fact that it is always true that $\mathcal{M}_{i,i} \subseteq \mathcal{M}$, i.e., elements on the

TABLE IV

NUMBER OF AUTOMORPHISMS OF POLAR CODES OF LENGTH $N = 8$.

\mathcal{M}	K	$ \text{Aut} $	$ \text{Aff} $	
1	1	40,320	1344	RM(0, 3)
1, \bar{x}_0	2	1152	192	
1, \bar{x}_0, \bar{x}_1	3	384	192	RM(1, 3)
1, $\bar{x}_0, \bar{x}_1, \bar{x}_2$	4	1344	1344	
1, $\bar{x}_0, \bar{x}_1, \bar{x}_0\bar{x}_1$	4	384	192	
1, $\bar{x}_0, \bar{x}_1, \bar{x}_0\bar{x}_1, \bar{x}_2$	5	384	192	
1, $\bar{x}_0, \bar{x}_1, \bar{x}_0\bar{x}_1, \bar{x}_2, \bar{x}_0\bar{x}_2$	6	1152	192	RM(2, 3)
1, $\bar{x}_0, \bar{x}_1, \bar{x}_0\bar{x}_1, \bar{x}_2, \bar{x}_0\bar{x}_2, \bar{x}_1\bar{x}_2$	7	40,320	1344	

diagonal of A need not be checked. \square

For a code of length $N = 2^n$, assume we have the reliability sequence \mathcal{R} , i.e., the sequence of bit-channel indices in decreasing reliability order. (This is a natural choice, any other sequence may be used.) For a code of dimension K , the first K entries of \mathcal{R} are used for the information set \mathcal{I} . To increase the number of UTL automorphisms, the information set is modified with the following method.

We choose an integer $s < K$ and select as reduced information set \mathcal{I}_s the first $K - s$ entries of \mathcal{R} ; the corresponding generating monomial set is denoted by \mathcal{M}_s . For a chosen targeted admissible entry $A_{i,j}$ in the upper diagonal part of A , the $p \leq s$ monomials are determined that are generated by $A_{i,j} = 1$ and not in \mathcal{M}_s yet; this may efficiently be done using the methods from the previous section. Adding these p new monomials to \mathcal{M}_s gives a new polar code of dimension $K - s'$, $s' = s - p$, with the new monomial set $\mathcal{M}_{s'}$ and the new information set $\mathcal{I}_{s'}$ according to $\mathcal{M}_{s'}$. This process is repeated until the desired dimension K is reached. The resulting polar code with information set \mathcal{I}_0 has then more UT admissible entries in A than the original code.

As an example, we resume the $(16, 7)$ polar code presented in Section III-A, which has one non-trivial element of the UTL(4) subgroup in its automorphism group, see (3). Choosing $s = 1$, we obtain the $(16, 6)$ polar code defined by $\mathcal{I}_1 = \{7, 11, 12, 13, 14, 15\}$ or by $\mathcal{M}_1 = \{1, x_0, x_1, x_2, x_3, x_0x_1\}$. If we call $A_{\mathcal{M}_s}$ the matrix of dimension $n \times n$ having at position (i, j) the monomial(s) needed to be picked to make $A_{i,j}$ part of the automorphism group of the resulting polar codes, we have:

$$A_{\mathcal{M}_1} = \begin{bmatrix} [] & [] & [x_1x_2] & [x_1x_3] \\ [] & [] & [x_0x_2] & [x_0x_3] \\ [] & [] & [] & [] \\ [] & [] & [] & [] \end{bmatrix} \quad (4)$$

We retrieve the original $(16, 7)$ polar code by including monomial x_0x_2 , adding the bit-channel index 10 in \mathcal{I}_1 . If the monomial x_0x_3 , representing bit channel 6, is included in \mathcal{I}_1 , UTL transformations of the form $A^{(6)}$ are automorphisms of the new polar code of dimension $K = 7$. If monomials x_1x_2 (bit channel 9) or x_1x_3 (bit channel 5) are selected instead, the two $(16, 7)$ polar have the UTL transformation matrices $A^{(9)}$ and $A^{(5)}$, allowing either 4 and 8 automorphisms from UTL(4), respectively:

$$A^{(6)} = \begin{bmatrix} 1 & 0 & 0 & 0 \\ 0 & 1 & 0 & * \\ 0 & 0 & 1 & * \\ 0 & 0 & 0 & 1 \end{bmatrix} \quad A^{(9)} = \begin{bmatrix} 1 & * & 0 & * \\ 0 & 1 & 0 & 0 \\ 0 & 0 & 1 & 0 \\ 0 & 0 & 0 & 1 \end{bmatrix} \quad A^{(5)} = \begin{bmatrix} 1 & * & 0 & * \\ 0 & 1 & 0 & 0 \\ 0 & 0 & 1 & * \\ 0 & 0 & 0 & 1 \end{bmatrix} \quad (5)$$

According to our experience, entries in the lower right corner, i.e. $U_{i,j}$ with $n/2 < i < j$, are particularly useful.

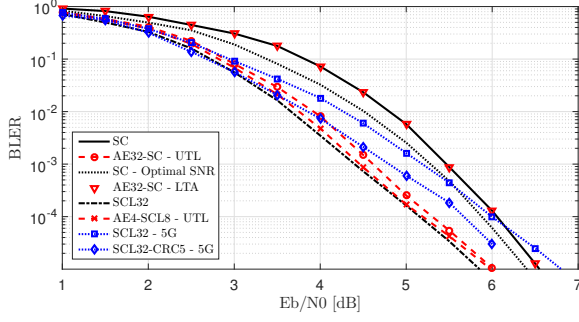


Fig. 3. Performance of (128, 100) polar codes designed for high SNR.

IV. SIMULATION RESULTS

In this section we present simulation results of polar codes transmitted with BPSK modulation over the AWGN channel. As performance reference we use (a) polar codes under SC decoding, where the code is designed for each SNR value by DE/GA (Optimal SNR), and (b) the 5G polar codes [15], [16] under SCL and SCL-CRC decoding. In the figures, SCL- L refers to SCL decoding with list size L ; AEM-SC and AEM-SCL- L refers to AE decoding with M branches using SC and SCL- L decoding, respectively.

First we consider short polar codes designed using DE/GA for high SNR, i.e. allowing naturally many UTL automorphisms (Table III); the results are shown in Fig. 3. For AE decoding, the labels indicate whether LTA or UTL automorphisms are used. As expected from theory [13], LTA automorphisms provide no gain for AE decoding. The AE decoders employing UTL automorphisms, however, provide performance close to SCL decoding. This is a striking result, as the decoding latency is close to that of SC decoding only.

Second we consider longer polar codes, for which reliability-based design leads only to a small number of UTL automorphisms if to any at all, and we apply our proposed UTL design to ensure sufficiently many UTL automorphisms. The results are shown in Fig. 4. The polar code has length $N = 1024$ and dimension $K = 512$. Note that this dimension is far from the closest possible Reed-Muller code dimensions, which are 386 and 638, leading to a small number of UTL automorphisms; for the high-SNR design there are only 2 UTL automorphisms. The loss inherent to a wrong design SNR design grows with the code length; this is confirmed by the loss of 1.75 dB of this high-SNR code under SC decoding as compared to the code with optimal SNR design.

We provide two different UTL designs, corresponding to transformation matrices

$$U_1 = \begin{bmatrix} 1 & * & 0 & 0 & 0 & 0 & 0 & 0 & 0 & 0 \\ 0 & 1 & * & 0 & 0 & 0 & 0 & 0 & 0 & 0 \\ 0 & 0 & 1 & 0 & 0 & 0 & 0 & 0 & 0 & 0 \\ 0 & 0 & 0 & 1 & 0 & 0 & 0 & 0 & 0 & 0 \\ 0 & 0 & 0 & 0 & 1 & 0 & 0 & 0 & 0 & 0 \\ 0 & 0 & 0 & 0 & 0 & 1 & 0 & 0 & 0 & 0 \\ 0 & 0 & 0 & 0 & 0 & 0 & 1 & 0 & 0 & 0 \\ 0 & 0 & 0 & 0 & 0 & 0 & 0 & 1 & 0 & 0 \\ 0 & 0 & 0 & 0 & 0 & 0 & 0 & 0 & 1 & 0 \\ 0 & 0 & 0 & 0 & 0 & 0 & 0 & 0 & 0 & 1 \end{bmatrix} \quad U_2 = \begin{bmatrix} 1 & * & 0 & 0 & 0 & 0 & 0 & 0 & 0 & 0 \\ 0 & 1 & 0 & 0 & 0 & 0 & 0 & 0 & 0 & 0 \\ 0 & 0 & 1 & * & 0 & 0 & 0 & 0 & 0 & 0 \\ 0 & 0 & 0 & 1 & 0 & 0 & 0 & 0 & 0 & 0 \\ 0 & 0 & 0 & 0 & 1 & 0 & 0 & 0 & 0 & 0 \\ 0 & 0 & 0 & 0 & 0 & 1 & 0 & 0 & 0 & 0 \\ 0 & 0 & 0 & 0 & 0 & 0 & 1 & 0 & 0 & 0 \\ 0 & 0 & 0 & 0 & 0 & 0 & 0 & 1 & 0 & 0 \\ 0 & 0 & 0 & 0 & 0 & 0 & 0 & 0 & 1 & * \\ 0 & 0 & 0 & 0 & 0 & 0 & 0 & 0 & 0 & 1 \end{bmatrix} \quad (6)$$

in order to demonstrate the impact of the positions of the ones in the UTL matrix (UT admissible positions) on the

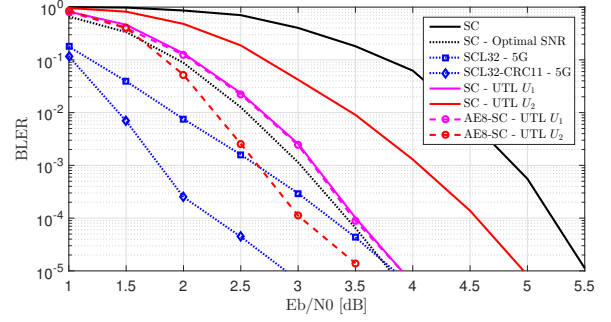


Fig. 4. Performance of (1024, 512) polar codes by UTL design.

AE decoder. The first UTL design focuses on the upper left part of the UTL matrix. The polar code is designed by human inspection starting from $s = 11$, and it has 8 UTL automorphisms, represented by U_1 . For the second polar code we aim for ones in the lower right corner of the UTL matrix. Since more bits need to be unfrozen in order to have access to that area of the UTL matrix, we start with $s = 60$. Again designed by human inspection, the polar code has 32 UTL automorphisms, represented by U_2 . The results show that the second code has a lower error rate than the first, and we conjecture that this is due to the UTL automorphisms corresponding to 1s in the lower right corner. Further, the second code is better than the 5G polar code under SCL decoding, though still outperformed by the 5G polar code under SCL-CRC decoding.

V. CONCLUSIONS

In this paper we analyze automorphisms of polar codes, specifically automorphisms of the upper-triangular linear (UTL) group. While for short polar codes a conventional high-SNR design using DE/GA already leads to many UTL automorphisms, longer codes require specific designs. Based on our automorphism analysis methods, we propose a method to design polar codes that have sufficiently many UTL automorphisms to take advantage of automorphism ensemble (AE) decoding. According to our analysis, the bottom right-part of the UTL matrix should be privileged in order to get a polar code well-designed for AE decoding.

The results presented in this paper show that our approach is very promising. Still, many questions remain open for future research. First the proposed design principle is guided by human inspection, and an algorithm to fully automatize the code design is still under research. Second it is not clear why the specific positions of the entries in the UTL matrix are so important for AE decoding, and why the bottom right part of the UTL matrix has a bigger impact than other parts. Finally, while an additional CRC improves significantly the gain under SCL decoding, no such gain has been noticed under AE decoding, making SCL-CRC decoding still the preferable choice when no constraints on decoding latency are given. The reasons of this behaviour are to be understood.

REFERENCES

- [1] E. Arıkan, "Channel polarization: a method for constructing capacity-achieving codes for symmetric binary-input memoryless channels," *IEEE Transactions on Information Theory*, vol. 55, no. 7, pp. 3051–3073, July 2009.
- [2] I. Tal and A. Vardy, "List decoding of polar codes," *IEEE Transactions on Information Theory*, vol. 61, no. 5, pp. 2213–2226, May 2015.
- [3] K. Niu and K. Chen, "CRC-aided decoding of polar codes," *IEEE Communications Letters*, vol. 16, no. 10, pp. 1668–1671, October 2012.
- [4] N. Doan, S. A. Hashemi, M. Mondelli, and W. J. Gross, "On the decoding of polar codes on permuted factor graphs," in *IEEE Global Communications Conference (GLOBECOM)*, Abu Dhabi, UAE, Dec. 2018.
- [5] U. U. Fayyaz and J. R. Barry, "Low-complexity soft-output decoding of polar codes," *IEEE Journal on Selected Areas in Communications*, vol. 32, no. 5, pp. 958–966, May 2014.
- [6] C. Pillet, C. Condo, and V. Bioglio, "SCAN list decoding of polar codes," in *IEEE International Conference on Communications (ICC)*, Dublin, Ireland, June 2020.
- [7] E. Arıkan, "Polar codes : a pipelined implementation," in *International Symposium on Broadband Communications (ISBC)*, Melaka, Malaysia, July 2010.
- [8] A. Elkelesh, M. Ebada, S. Cammerer, and S. ten Brink, "Belief propagation list decoding of polar codes," *IEEE Communications Letters*, vol. 22, no. 8, pp. 1536–1539, Aug 2018.
- [9] D. E. Muller, "Application of boolean algebra to switching circuit design and to error detection," *Transactions of the I.R.E. Professional Group on Electronic Computers*, vol. EC-3, no. 3, pp. 6–12, 1954.
- [10] I. Reed, "A class of multiple-error-correcting codes and the decoding scheme," *Transactions of the IRE Professional Group on Information Theory*, vol. 4, no. 4, pp. 38–49, 1954.
- [11] M. Geiselhart, A. Elkelesh, M. Ebada, S. Cammerer, and S. ten Brink, "Automorphism ensemble decoding of Reed-Muller codes," in *arXiv preprint arXiv:2012.07635*, Dec 2020.
- [12] M. Bardet, V. Dragoi, A. Otmani, and J. Tillich, "Algebraic properties of polar codes from a new polynomial formalism," in *2016 IEEE International Symposium on Information Theory (ISIT)*, Barcelona, Spain, July 2016.
- [13] M. Geiselhart, A. Elkelesh, M. Ebada, S. Cammerer, and S. ten Brink, "On the automorphism group of polar codes," in *arXiv preprint arXiv:2101.09679*, Jan 2021.
- [14] H. Vangala, E. Viterbo, and Y. Hong, "A comparative study of polar code constructions for the AWGN channel," in *arXiv preprint arXiv:1501.02473*, 2015.
- [15] 3rd Generation Partnership Project (3GPP), "Multiplexing and channel coding," *3GPP 38.212 V.15.3.0*, 2018.
- [16] V. Bioglio, C. Condo, and I. Land, "Design of polar codes in 5G New Radio," *IEEE Communications Surveys Tutorials*, vol. 23, no. 1, Mar. 2021.