

Distribution-Free Conditional Median Inference

Dhruv Medarametla*

Emmanuel Candès†

February 15, 2021

Abstract

We consider the problem of constructing confidence intervals for the median of a response $Y \in \mathbb{R}$ conditional on features $X = x \in \mathbb{R}^d$ in a situation where we are not willing to make any assumption whatsoever on the underlying distribution of the data (X, Y) . We propose a method based upon ideas from conformal prediction and establish a theoretical guarantee of coverage while also going over particular distributions where its performance is sharp. Further, we provide a lower bound on the length of any possible conditional median confidence interval. This lower bound is independent of sample size and holds for all distributions with no point masses.

1 Introduction

Consider a dataset $(X_1, Y_1), \dots, (X_n, Y_n) \subseteq \mathbb{R}^d \times \mathbb{R}$ and a test point (X_{n+1}, Y_{n+1}) , with all datapoints being drawn i.i.d. from the same distribution P . Given our training data, can we provide a confidence interval for the regression function $\mu(x) = \mathbb{E}[Y_{n+1} | X_{n+1} = x]$?

Methods for inferring the conditional mean of a distribution are certainly not in short supply. To the best of our knowledge, however, each approach relies on some assumptions in order to guarantee coverage. For instance, classical linear inference is often used but is only accurate if $Y|X$ is normal with mean $\mu(x) = \mathbb{E}[Y|X = x]$ affine in x and standard deviation independent of x . Nonparametric regressions cannot estimate the conditional mean without imposing smoothness conditions and assuming that the conditional distribution is sufficiently light tailed. Since reliable conditional mean inference is a very common problem, these methods are nevertheless used all the times, e.g. in predicting disease survival times, classifying spam emails, pricing financial assets, and more. The issue is that the assumptions these methods make rarely hold in practice. Thus, the question remains: is it possible to estimate the conditional mean in a *distribution-free* setting, with no assumptions on P ?

It turns out that it is not only impossible to get a nontrivial confidence interval for the conditional mean $\mathbb{E}[Y|X = x]$, but it is actually impossible to get a confidence interval for $\mathbb{E}[Y]$ itself. This result originates in Bahadur and Savage [1956], where the authors show that any parameter sensitive to tails of a distribution cannot be estimated when no restrictions exist on the distribution class; an example of a distribution with a non-estimable mean is given in Appendix B.1.

Thus, within the distribution-free setting, making progress on inferring the conditional mean requires a modification to the problem statement. One strategy is to restrict the range of Y . An example of this is in Barber [2020], which introduces an algorithm that calculates a confidence interval for the conditional mean in the case where $Y \in \{0, 1\}$. However, even with this restriction, Barber shows that there exists a fundamental bound limiting how small any such confidence interval can be.

The other strategy is to modify the measure of central tendency that we study. Bahadur and Savage’s result suggests that the best parameters to study are robust to distribution outliers; this observation motivates our investigation of the conditional median.

In a nutshell, the conditional median is possible to infer because of the strong and quantifiable relationship between any particular sampled datapoint (x, y) and $\text{Median}(Y|X = x)$. Its robustness to outliers means that even within the distribution-free setting, there is no need to worry about ‘hidden’ parts of the distribution. Moreover,

*Department of Statistics, Stanford University

†Department of Statistics and Mathematics, Stanford University

there already exists a well-known algorithm for estimating $\text{Median}(Y)$ given a finite number n of i.i.d. samples. Explored in Noether [1972] and covered in Appendix B.2, this algorithm produces intervals with widths going to zero as the sample size goes to infinity, suggesting that an algorithm for the conditional median might also perform well.

Our goal in this paper is to combine ideas from regular median inference with procedures from distribution-free inference in order to understand how well an algorithm can cover the conditional median and, more generally, conditional quantiles. In particular, we want to see if the properties of the median and quantiles lead to a valid inference method while also examining the limits of this inference.

The methods used in this paper are similar to those from distribution-free *predictive inference*, which focuses on predicting Y_{n+1} from a finite training set. The field of conformal predictive inference began with Vovk et al. [2005] and was built up by works such as Shafer and Vovk [2008] and Vovk et al. [2009]; it has been generating interest recently due to its versatility and lack of assumptions. Applications of conformal predictive inference range from criminal justice to drug discovery, as seen in Romano et al. [2019a] and Cortés-Ciriano and Bender [2019] respectively.

While this paper relies on techniques from predictive inference, our focus is on *parameter inference*, which is quite different from prediction. Whereas predictive inference exploits the fact that (X_{n+1}, Y_{n+1}) is exchangeable with the sample datapoints, parameter inference requires another layer of analysis, as Y_{n+1} is no longer the object of inference. This additional complexity demands modifying approaches from predictive inference to produce valid *parameter inference*.

1.1 Terminology

We begin by setting up definitions to formalize the concepts above. Throughout this paper, we assume that any distribution $(X, Y) \sim P$ is over $\mathbb{R}^d \times \mathbb{R}$ unless explicitly stated otherwise.

Given a feature vector $X_{n+1} = x$, we let $\hat{C}_n(x) \subseteq \mathbb{R}$ denote a confidence interval for some functional of the conditional distribution $Y_{n+1}|X_{n+1} = x$. Note that we use the phrase confidence interval for convenience; in its most general form, $\hat{C}_n(x)$ is a subset of \mathbb{R} . This interval is a function of the point x at which we seek inference as well as of our training data $\mathcal{D} = \{(X_1, Y_1), \dots, (X_n, Y_n)\}$. We write \hat{C}_n to refer to the general algorithm that maps \mathcal{D} to the resulting confidence intervals $\hat{C}_n(x)$ for each $x \in \mathbb{R}^d$.

In order for \hat{C}_n to be useful, we want it to *capture*, or contain, the parameter we care about with high probability. We formalize this as follows:

Definition 1. We say that \hat{C}_n satisfies *distribution-free median coverage* at level $1 - \alpha$, denoted by $(1 - \alpha)$ -Median, if

$$\mathbb{P}\{\text{Median}(Y_{n+1}|X_{n+1}) \in \hat{C}_n(X_{n+1})\} \geq 1 - \alpha \text{ for all distributions } P \text{ on } (X, Y) \in \mathbb{R}^d \times \mathbb{R}.$$

Definition 2. For $0 < q < 1$, let $\text{Quantile}_q(Y_{n+1}|X_{n+1})$ refer to the q th quantile of the conditional distribution $Y_{n+1}|X_{n+1}$. We say that \hat{C}_n satisfies *distribution-free quantile coverage* for the q th quantile at level $1 - \alpha$, denoted by $(1 - \alpha, q)$ -Quantile, if

$$\mathbb{P}\{\text{Quantile}_q(Y_{n+1}|X_{n+1}) \in \hat{C}_n(X_{n+1})\} \geq 1 - \alpha \text{ for all distributions } P \text{ on } (X, Y) \in \mathbb{R}^d \times \mathbb{R}.$$

The probabilities in Definitions 1 and 2 are both taken over the training data $\mathcal{D} = \{(X_1, Y_1), \dots, (X_n, Y_n)\}$ and test point X_{n+1} . Thus, satisfying $(1 - \alpha)$ -Median is equivalent to satisfying $(1 - \alpha, 0.5)$ -Quantile.

These concepts are similar to predictive coverage, with the key difference being that our goal is now to predict a function of X_{n+1} rather than a new datapoint Y_{n+1} .

Definition 3. We say that \hat{C}_n satisfies *distribution-free predictive coverage* at level $1 - \alpha$, denoted by $(1 - \alpha)$ -Predictive, if

$$\mathbb{P}\{Y_{n+1} \in \hat{C}_n(X_{n+1})\} \geq 1 - \alpha \text{ for all distributions } P \text{ on } (X, Y) \in \mathbb{R}^d \times \mathbb{R},$$

where this probability is taken over the training data $\mathcal{D} = \{(X_1, Y_1), \dots, (X_n, Y_n)\}$ and test point (X_{n+1}, Y_{n+1}) .

Finally, we define the type of conformity scores that we will use in our general quantile inference algorithm.

Definition 4. We say that a function $f : (\mathbb{R}^d, \mathbb{R}) \rightarrow \mathbb{R}$ is a *locally nondecreasing conformity score* if, for all $x \in \mathbb{R}^d$ and $y, y' \in \mathbb{R}$ with $y \leq y'$, we have $f(x, y) \leq f(x, y')$.

1.2 Summary of Results

We find that there exists a distribution-free predictive inference algorithm that satisfies both $(1 - \alpha/2)$ -Predictive and $(1 - \alpha)$ -Median. Moreover, an improved version of this algorithm also satisfies $(1 - \alpha, q)$ -Quantile. Together, these prove that there exists nontrivial algorithms \hat{C}_n that satisfy $(1 - \alpha)$ -Median and $(1 - \alpha, q)$ -Quantile for all $0 < q < 1$.

We also find that there exist inherent limitations on how well these algorithms can ever perform. Specifically, we show that any algorithm that contains $\text{Median}(Y_{n+1}|X_{n+1})$ with probability $1 - \alpha$ must also contain Y_{n+1} with probability at least $1 - \alpha$.

Taken together, these results give us somewhat conflicting perspectives. On the one hand, there exist distribution-free algorithms that capture the conditional median and conditional quantile with high likelihood; on the other hand, any such algorithm will also capture a large proportion of the distribution itself, putting a hard limit on how well such algorithms can ever perform.

2 Confidence Intervals for the Conditional Median

This section proves the existence of algorithms obeying distribution-free median and quantile coverage. We then focus on situations where these algorithms are sharp.

2.1 Basic Conditional Median Inference

Algorithm 1 below operates by taking the training dataset and separating it into two halves of sizes $n_1 + n_2 = n$. Next, a regression algorithm $\hat{\mu}$ is trained on $\mathcal{D}_1 = \{(X_1, Y_1), \dots, (X_{n_1}, Y_{n_1})\}$. The residuals $Y_i - \hat{\mu}(X_i)$ are calculated for $n_1 < i \leq n$, and the $1 - \alpha/2$ quantile of the absolute value of these residuals is then used to create a confidence band around the prediction $\hat{\mu}(X_{n+1})$. The expert will recognize that this is identical to a well-known algorithm from predictive inference as explained later.

Algorithm 1: Confidence Interval for $\text{Median}(Y_{n+1}|X_{n+1})$ with Coverage $1 - \alpha$

Input:

- Number of i.i.d. datapoints $n \in \mathbb{N}$.
- Split sizes $n_1 + n_2 = n$.
- Datapoints $(X_1, Y_1), \dots, (X_n, Y_n) \sim P \subseteq (\mathbb{R}^d, \mathbb{R})$.
- Test point $X_{n+1} \sim P$.
- Regression algorithm $\hat{\mu}$.
- Coverage level $1 - \alpha \in (0, 1)$.

Process:

- Randomly split $\{1, \dots, n\}$ into disjoint \mathcal{I}_1 and \mathcal{I}_2 with $|\mathcal{I}_1| = n_1$ and $|\mathcal{I}_2| = n_2$.
- Fit regression function $\hat{\mu} : \mathbb{R}^d \rightarrow \mathbb{R}$ on $\{(X_i, Y_i) : i \in \mathcal{I}_1\}$.
- For $i \in \mathcal{I}_2$ set $E_i = |Y_i - \hat{\mu}(X_i)|$.
- Compute $Q_{1-\alpha/2}(E)$, the $(1 - \alpha/2)(1 + 1/n_2)$ -th empirical quantile of $\{E_i : i \in \mathcal{I}_2\}$.

Output:

- Confidence interval $\hat{C}_n(X_{n+1}) = [\hat{\mu}(X_{n+1}) - Q_{1-\alpha/2}(E), \hat{\mu}(X_{n+1}) + Q_{1-\alpha/2}(E)]$ for $\text{Median}(Y_{n+1}|X_{n+1})$.
-

Theorem 1. *For all distributions P and all regression algorithms $\hat{\mu}$, the output of Algorithm 1 contains $\text{Median}(Y_{n+1}|X_{n+1})$ with probability at least $1 - \alpha$. That is, the algorithm satisfies $(1 - \alpha)$ -Median.*

In the interest of space, we only provide a sketch of the proof here; the full proof of Theorem 1 is included in Appendix A.1.

Proof Sketch. The main idea revolves around bounding the number of scores $E_i = |Y_i - \hat{\mu}(X_i)|$ that are at least $|\text{Median}(Y_{n+1}|X_{n+1}) - \hat{\mu}(X_{n+1})|$. If it can be shown that at least $\approx n_2 \cdot \alpha/2$ of the E_i 's are greater than or equal to $|\text{Median}(Y_{n+1}|X_{n+1}) - \hat{\mu}(X_{n+1})|$ with probability $1 - \alpha$, then $\text{Median}(Y_{n+1}|X_{n+1})$ is contained in $\hat{C}_n(X_{n+1})$ with the desired probability.

Showing this result breaks down into two parts. The first compares $R_{n+1} := |\text{Median}(Y_{n+1}|X_{n+1}) - \hat{\mu}(X_{n+1})|$ to $R_i := |\text{Median}(Y_i|X_i) - \hat{\mu}(X_i)|$ for $i \in \mathcal{I}_2$. Because our data is i.i.d. and $\hat{\mu}$ is only based upon $\{(X_i, Y_i) : i \in \mathcal{I}_1\}$, we can use the exchangeability of the data to give a strong lower bound on the probability that R_{n+1} is not an extreme value relative to the R_i 's, $i \in \mathcal{I}_2$.

The second part compares the error term E_i to R_i . Using properties of the median, it can be shown that $E_i \geq R_i$ with probability at least $1/2$. This gives us a bound on the probability that the individual error terms that we are directly observing are greater than the error terms that we want to understand.

In sum, the first part ties R_{n+1} to R_i and shows that they share the same distribution; the second part shows that we can use our observed data to bound R_i with a particular probability. By combining these two parts, we can compare R_{n+1} to the observed E_i 's. The $\alpha/2$ term here shows up due to the second part, as we must halve the bounding quantile of the E_i 's to account for the fact that only about half of the E_i 's are greater than the median error terms. \square

Remark 2.1. Algorithm 1 works independently of how $\hat{\mu}$ is trained; this means that any regression function may be used, from simple linear regression to more complicated machine learning algorithms.

We return at last to the connection with predictive inference. Introduced in Papadopoulos et al. [2002] and Vovk et al. [2005] and studied in Lei et al. [2013], Barber et al. [2019a], Romano et al. [2019a], and several other papers, the *split conformal method* was initially created to achieve distribution-free predictive coverage guarantees. In particular, Vovk et al. [2005] shows that Algorithm 1 satisfies $(1 - \alpha/2)$ -Predictive, implying that in order to capture $\text{Median}(Y_{n+1}|X_{n+1})$ with probability $1 - \alpha$, our algorithm produces a wider confidence interval than an algorithm trying to capture Y_{n+1} with the same probability.

2.2 General Conditional Quantile Inference

Algorithm 1 is a good first step towards a usable method for conditional median inference; however, it may be too rudimentary to be used in practice. Algorithm 2 is a more general version of Algorithm 1 that results in conditional quantile coverage and better empirical performance. This provides a better understanding of how diverse parameter inference algorithms can be.

Algorithm 2: Confidence Interval for Quantile $_q(Y_{n+1}|X_{n+1})$ with Coverage $1 - \alpha$

Input:

- Number of i.i.d. datapoints $n \in \mathbb{N}$.
- Split sizes $n_1 + n_2 = n$.
- Datapoints $(X_1, Y_1), \dots, (X_n, Y_n) \sim P \subseteq (\mathbb{R}^d, \mathbb{R})$.
- Test point $X_{n+1} \sim P$.
- Locally nondecreasing conformity score algorithms f^{lo} and f^{hi} .
- Quantile level $q \in (0, 1)$.
- Coverage level $1 - \alpha \in (0, 1)$.
- Split probabilities $r + s = \alpha$.

Process:

- Randomly split $\{1, \dots, n\}$ into disjoint \mathcal{I}_1 and \mathcal{I}_2 with $|\mathcal{I}_1| = n_1$ and $|\mathcal{I}_2| = n_2$.
- Fit conformity scores $f^{\text{lo}}, f^{\text{hi}} : (\mathbb{R}^d, \mathbb{R}) \rightarrow \mathbb{R}$ on $\{(X_i, Y_i) : i \in \mathcal{I}_1\}$.
- For $i \in \mathcal{I}_2$ set $E_i^{\text{lo}} = f^{\text{lo}}(X_i, Y_i)$ and $E_i^{\text{hi}} = f^{\text{hi}}(X_i, Y_i)$.
- Compute $Q_{rq}^{\text{lo}}(E)$, the $rq(1 + 1/n_2) - 1/n_2$ empirical quantile of $\{E_i^{\text{lo}} : i \in \mathcal{I}_2\}$, and $Q_{1-s(1-q)}^{\text{hi}}(E)$, the $(1 - s(1 - q))(1 + 1/n_2)$ empirical quantile of $\{E_i^{\text{hi}} : i \in \mathcal{I}_2\}$.

Output:

- Confidence interval $\hat{C}_n(X_{n+1}) = \{y : Q_{rq}^{\text{lo}}(E) \leq f^{\text{lo}}(X_{n+1}, y), f^{\text{hi}}(X_{n+1}, y) \leq Q_{1-s(1-q)}^{\text{hi}}(E)\}$ for
 - Quantile $_q(Y_{n+1}|X_{n+1})$.
-

Algorithm 2 differs from Algorithm 1 in two ways. First, we use the rq quantile of the lower scores to create the confidence interval's lower bound, and the $1 - s(1 - q)$ quantile of the upper scores (corresponding to the top $s(1 - q)$ of the score distribution) for the upper bound. Second, the functions we fit are no longer regression

functions, but instead locally nondecreasing conformity scores. These scores are described in Definition 4; see Remark 2.3 for examples.

Theorem 2. *For all distributions P , all locally nondecreasing conformity scores f^{lo} and f^{hi} , and all $0 < q < 1$, the output of Algorithm 2 contains $\text{Quantile}_q(Y_{n+1}|X_{n+1})$ with probability at least $1 - \alpha$. That is, Algorithm 2 satisfies $(1 - \alpha, q)$ -Quantile.*

The proof of Theorem 2 is covered in Appendix A.2 and is similar to that of Theorem 1; the main modifications come from the changes described above. Regarding the first change, the asymmetrical quantiles on the lower and upper end of the E_i 's balance the fact that datapoints have asymmetrical probabilities of being on either side of the conditional quantile. Regarding the second change, because the conformity scores E_i still preserve relative ordering, they do not affect the relationship between datapoints and the conditional quantile.

Remark 2.2. One possible choice for r and s is $r = s = \alpha/2$. This is motivated by the logic that r and s decide the probabilities of failure on the lower bound and the upper bound, respectively; if we want the bound to be equally accurate on both ends, it makes sense to set r and s equal. Another choice is $r = (1 - q)\alpha$ and $s = q\alpha$; this results in the quantiles for Q_{rq}^{lo} and $Q_{1-s(1-q)}^{\text{hi}}$ being approximately equal, with the algorithm taking the $q(1 - q)\alpha$ quantile of the scores on both the lower and upper ends.

Remark 2.3. The versatility of the conformity scores f^{lo} and f^{hi} is what differentiates Algorithm 2 from Algorithm 1 and makes it a viable option for conditional quantile inference. Below are a few examples of possible scores and the style of intervals they produce.

- $f^{\text{lo}}(X_i, Y_i) = f^{\text{hi}}(X_i, Y_i) = Y_i - \hat{\mu}(X_i)$, where $\hat{\mu} : \mathbb{R}^d \rightarrow \mathbb{R}$ is trained on $\{(X_i, Y_i) : i \in \mathcal{I}_1\}$ as a central tendency estimator. This is the conformity score used in Algorithm 1 and Vovk et al. [2005], resulting in a confidence interval of the form $[\hat{\mu}(X_{n+1}) + c_{\text{lo}}, \hat{\mu}(X_{n+1}) + c_{\text{hi}}]$ for some $c_{\text{lo}}, c_{\text{hi}} \in \mathbb{R}$. This score is best when the conditional distribution $Y|X = x$ is similar for all x and either the mean or median can be estimated with reasonable accuracy. Note that if the conditional distribution $Y - \mathbb{E}[Y|X]$ is independent of X , Algorithm 2 will output the same confidence interval for $\hat{\mu}(x) = \mathbb{E}[Y|X = x]$ and $\hat{\mu}(x) = \text{Median}(Y|X = x)$.
- $f^{\text{lo}}(X_i, Y_i) = f^{\text{hi}}(X_i, Y_i) = \frac{Y_i - \hat{\mu}(X_i)}{\hat{\sigma}(X_i)}$, where $\hat{\mu} : \mathbb{R}^d \rightarrow \mathbb{R}$ and $\hat{\sigma} : \mathbb{R}^d \rightarrow \mathbb{R}^+$ are trained on $\{(X_i, Y_i) : i \in \mathcal{I}_1\}$ as a central tendency estimator and conditional absolute deviation estimator, respectively. This score results in a confidence interval of the form $[\hat{\mu}(X_{n+1}) + c_{\text{lo}}\hat{\sigma}(X_{n+1}), \hat{\mu}(X_{n+1}) + c_{\text{hi}}\hat{\sigma}(X_{n+1})]$ for some $c_{\text{lo}}, c_{\text{hi}} \in \mathbb{R}$. Unlike the previous example, this score no longer results in a fixed-length confidence interval; it is best used when there is high heteroskedasticity in the underlying distribution. This is the conformity scores used to create adaptive predictive intervals in Lei et al. [2018]. Note that a normalization constant $\gamma > 0$ can be added to the denominator $\hat{\sigma}(X_i)$ to create stable confidence intervals.
- $f^{\text{lo}}(X_i, Y_i) = Y_i - \hat{Q}^{\text{lo}}(X_i)$ and $f^{\text{hi}}(X_i, Y_i) = Y_i - \hat{Q}^{\text{hi}}(X_i)$, where $\hat{Q}^{\text{lo}}, \hat{Q}^{\text{hi}} : \mathbb{R}^d \rightarrow \mathbb{R}$ are trained on $\{(X_i, Y_i) : i \in \mathcal{I}_1\}$ to estimate the rq quantile and the $1 - s(1 - q)$ quantile of the conditional distribution, respectively. This choice results in a confidence interval of the form $[\hat{Q}^{\text{lo}}(X_{n+1}) + c_{\text{lo}}, \hat{Q}^{\text{hi}}(X_{n+1}) + c_{\text{hi}}]$ for some $c_{\text{lo}}, c_{\text{hi}} \in \mathbb{R}$. These scores are best when one can estimate the conditional quantiles reasonably well and the conditional distribution $Y|X = x$ is heteroskedastic. Note that if \hat{Q}^{lo} and \hat{Q}^{hi} are trained well, then the resulting confidence interval will be approximately $[\hat{Q}^{\text{lo}}(X_{n+1}), \hat{Q}^{\text{hi}}(X_{n+1})]$. These are the scores used to create the predictive intervals seen in Romano et al. [2019b] and Sesia and Candès [2020].
- $f^{\text{lo}}(X_i, Y_i) = f^{\text{hi}}(X_i, Y_i) = \hat{F}_{Y|X=X_i}(Y_i)$, where $\hat{F}_{Y|X=x} : \mathbb{R}^d \times \mathbb{R} \rightarrow [0, 1]$ is trained on $\{(X_i, Y_i) : i \in \mathcal{I}_1\}$ to be the estimated cumulative distribution function of the conditional distribution $Y|X$. Using this score will result in a confidence interval $[\hat{F}_{Y|X=X_{n+1}}^{-1}(c_{\text{lo}}), \hat{F}_{Y|X=X_{n+1}}^{-1}(c_{\text{hi}})]$ for some $c_{\text{lo}}, c_{\text{hi}} \in [0, 1]$, similar to the predictive intervals in Chernozhukov et al. [2019] and Kivaranovic et al. [2019]. This can be a good approach when the conditional distribution $Y|X$ is particularly complex.
- $f^{\text{lo}}(X_i, Y_i) = f^{\text{hi}}(X_i, Y_i) = \log Y_i - \hat{\mu}(X_i)$, where $\hat{\mu} : \mathbb{R}^d \rightarrow \mathbb{R}$ is trained on $\{(X_i, Y_i) : i \in \mathcal{I}_1\}$ as a log central tendency estimator. This results in a confidence interval of the form $[c_{\text{lo}} \exp(\hat{\mu}(X_{n+1})), c_{\text{hi}} \exp(\hat{\mu}(X_{n+1}))]$ for some $c_{\text{lo}}, c_{\text{hi}} \in \mathbb{R}^+$. This score works well when Y is known to be positive and one wants to minimize the approximation ratio; it is equivalent to taking a log transformation of the data.

In general, a good choice for $f^{\text{lo}}(X_i, Y_i)$ and $f^{\text{hi}}(X_i, Y_i)$ depends on one's underlying belief about the distribution as well as on the sample size n , though some scores perform better in practice. Sesia and Candès [2020]

contains more information on the effect of the conformity score on the size of predictive intervals; we also simulate the impact of different scores on conditional quantile intervals in Section 4.

2.3 Algorithm Sharpness

Now that we have seen that Algorithms 1 and 2 achieve coverage, an important question to ask is whether or not the terms for the error quantile can be improved. Do our methods consistently overcover the conditional median, and if so, is it possible to take a lower quantile of the error terms and still have Theorems 1 and 2 hold? In this section, we prove that this is impossible by going over a particular distribution P^δ for which the $1 - \alpha/2$ term in Algorithm 1 is necessary. Additionally, we go over a choice $\hat{\mu}_c$ with the property that Algorithm 1 *always* results in $1 - \alpha/2$ coverage when ran with input $\hat{\mu}_c$; this implies that there does not exist a distribution with the property that Algorithm 1 will always provide a sharp confidence interval for the conditional median regardless of the regression algorithm.

For each $\delta > 0$, consider $(X, Y) \sim P^\delta$ over $\mathbb{R} \times \mathbb{R}$, where $P_X^\delta = \text{Unif}[-0.5, 0.5]$ and $Y|X \stackrel{d}{=} X B$; $B \in \{0, 1\}$ is here an independent Bernoulli variable with $\mathbb{P}(B = 1) = 0.5 + \delta$. That is, $0.5 + \delta$ of the distribution is on the line segment $Y = X$ from $(-0.5, -0.5)$ to $(0.5, 0.5)$, and $0.5 - \delta$ of the distribution is on the line segment $Y = 0$ from $(-0.5, 0)$ to $(0.5, 0)$. Thus, $\text{Median}(Y|X = x) = x$. A visualization of P^δ is shown in Figure 1.

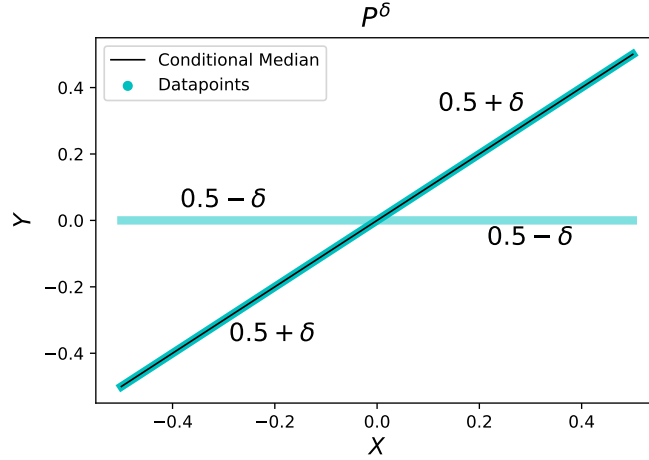


Figure 1: A distribution for which it is difficult to estimate the conditional median.

We know that Algorithm 1 is accurate for all distributions P and all algorithms $\hat{\mu}$. Consider the regression algorithm $\hat{\mu} : \mathbb{R} \rightarrow \mathbb{R}$ such that $\hat{\mu}(x) = 0$ for all $x \in \mathbb{R}$; in other words, $\hat{\mu}$ predicts $Y_i = 0$ for all X_i . We show that Algorithm 1 returns a coverage almost exactly equal to $1 - \alpha$.

Theorem 3. *For all $\epsilon > 0$, there exist N and $\delta > 0$ such that if we sample $n > N$ datapoints from the distribution P^δ and use Algorithm 1 with $\hat{\mu} = 0$ as defined above and $n_1 = n_2 = n/2$ to get a confidence interval for the conditional median,*

$$\mathbb{P}\{\text{Median}(Y_{n+1}|X_{n+1}) \in \hat{C}_n(X_{n+1})\} \leq 1 - \alpha + \epsilon.$$

The proof is in Appendix A.3. Theorem 3 does not directly prove that the $1 - \alpha/2$ term in Algorithm 1 is sharp. However, we can see that if Algorithm 1 used the $1 - \alpha'/2$ quantile of the residuals with $\alpha' > \alpha$, then by Theorem 3 there would exist a choice for δ and n where the probability of conditional median coverage would be less than $1 - \alpha$. Therefore, the $1 - \alpha/2$ term is required for the probability of coverage to always be at least $1 - \alpha$.

Remark 2.4. It is possible to generalize Theorem 3 to Algorithm 2 as well; we can change P^δ to have $Y|X \sim X B$ with $B \sim \text{Bernoulli}(q + \mathbf{1}[X \geq 0](1 - 2q) + \delta)$. This results in $\text{Quantile}_q(Y|X = x) = x$ for all $x \in [-0.5, 0.5]$. Then, if we consider the conformity scores $f^{\text{lo}}(X_i, Y_i) = f^{\text{hi}}(X_i, Y_i) = Y_i$, it can be shown for large n and small δ that Algorithm 2 returns a confidence interval that has a conditional quantile coverage of at most $1 - \alpha + \epsilon$, meaning that the $r q$ and $1 - s(1 - q)$ terms in the quantiles for the error scores are sharp.

These results may seem somewhat pedantic because we are restricting $\hat{\mu}(x)$ to be the zero function and $f^{\text{lo}}(X_i, Y_i)$ and $f^{\text{hi}}(X_i, Y_i)$ to be Y_i ; this simplification is done to better illustrate our point. Even when $f^{\text{lo}}(X_i, Y_i)$ and $f^{\text{hi}}(X_i, Y_i)$ are trained using more complicated approaches, there still exist distributions that result in only $1 - \alpha$ coverage for Algorithm 2. For an example of a distribution where Algorithm 2 only achieves $1 - \alpha$ coverage for standard conformity scores $f^{\text{lo}}(X_i, Y_i)$ and $f^{\text{hi}}(X_i, Y_i)$, refer to P_3 in Section 4. The existence of P^δ and similarly ‘confusing’ distributions helps to show why capturing the conditional median can be tricky in a distribution-free setting.

At the same time, there exist conformity scores for which Algorithms 1 and 2 have rates of coverage that are always near $1 - \alpha/2$. For $c > 0$, define the randomized regression function $\hat{\mu}_c$ as follows: set $M = \max_{i \in \mathcal{I}_1} |Y_i|$ and $\hat{\mu}_c(x) = A_x$ for all $x \in \mathbb{R}^d$, where $A_x \stackrel{\text{i.i.d.}}{\sim} \mathcal{N}(0, (cM)^2)$. We prove the following:

Theorem 4. *For all $\epsilon > 0$, there exists c and N such that for all $n > N$, there is a split $n_1 + n_2 = n$ such that when Algorithm 1 is ran using the regression function $\hat{\mu}_c$ on n datapoints with \mathcal{I}_1 of size n_1 and \mathcal{I}_2 of size n_2 , the resulting interval will be finite and will satisfy*

$$\mathbb{P}\{\text{Median}(Y_{n+1}|X_{n+1}) \in \hat{C}_n(X_{n+1})\} \geq 1 - \alpha/2 - \epsilon$$

for **any** distribution P .

The proof for this theorem is in Appendix A.4.

Remark 2.5. Theorem 4 can be extended to Algorithm 2 by taking $f^{\text{lo}}(X_i, Y_i) = f^{\text{hi}}(X_i, Y_i) = Y_i - \hat{\mu}_c(X_i)$. The corresponding result shows that given a large enough number of datapoints and a particular data split, there exist conformity scores that result in Algorithm 2 capturing the conditional quantile nontrivially with probability at least $1 - rq - s(1 - q)$ for all distributions P .

Due to the definition of $\hat{\mu}$, the resulting confidence intervals will be near-useless; the predictions will be so far off that the intervals will have width several times the range of the (slightly clipped) marginal distribution P_Y . However, they still will be finite, and will still achieve predictive inference at a rate roughly equal to $1 - \alpha/2$. The existence of scores that always result in higher-than-needed rates of coverage means that any result like Theorem 3 that provides a nontrivial upper bound for either Algorithm 1 or Algorithm 2’s coverage of the conditional median on a specific distribution will have to restrict the class of regression functions and/or conformity scores.

3 All Median Intervals are Predictive Intervals

Up until this point, we have looked at the existence and accuracy of algorithms for estimating the conditional median. This section focuses on the limitations of all such algorithms by proving a strong lower bound on the size of any confidence interval.

Theorem 5. *Let \hat{C}_n be any algorithm that satisfies $(1 - \alpha)$ -Median. Then, for any nonatomic distribution P on $\mathbb{R}^d \times \mathbb{R}$, we have that*

$$\mathbb{P}\{Y_{n+1} \in \hat{C}_n(X_{n+1})\} \geq 1 - \alpha.$$

That is, \hat{C}_n satisfies $(1 - \alpha)$ -Predictive for all nonatomic distributions P .

Proof. The proof above uses the same approach from the proof of Theorem 1 in Barber [2020]. Consider an arbitrary \hat{C}_n that satisfies $(1 - \alpha)$ -Median, and let P be any distribution over $\mathbb{R}^d \times \mathbb{R}$ for which P_X is nonatomic. Pick some $M \geq n + 1$, and sample $\mathcal{L} = \{(X^j, Y^j) : 1 \leq j \leq M\} \stackrel{\text{i.i.d.}}{\sim} P$. We define two different ways of sampling our data from \mathcal{L} .

Fix \mathcal{L} and pick $(X_1, Y_1), \dots, (X_{n+1}, Y_{n+1})$ **without** replacement from \mathcal{L} . Call this method of sampling Q_1 . It is clear that after marginalizing over \mathcal{L} , the (X_i, Y_i) ’s are effectively drawn i.i.d. from P ; thus, we have that

$$\mathbb{P}_P\{Y_{n+1} \in \hat{C}_n(X_{n+1})\} = \mathbb{E}_{\mathcal{L}}[\mathbb{P}_{Q_1}\{Y_{n+1} \in \hat{C}_n(X_{n+1})|\mathcal{L}\}].$$

Now, pick $(X_1, Y_1), \dots, (X_{n+1}, Y_{n+1})$ **with** replacement from \mathcal{L} , and call this method of sampling Q_2 . Note that because P_X is nonatomic, the X^j ’s are distinct with probability 1, which means that $\text{Median}_{Q_2}(Y|X =$

$X^j) = Y^j$. Then, as \hat{C}_n applies to all distributions, it applies to our point distribution over \mathcal{L} ; thus, we have that for all \mathcal{L} ,

$$\mathbb{P}_{Q_2}\{Y_{n+1} \in \hat{C}_n(X_{n+1})|\mathcal{L}\} = \mathbb{P}_{Q_2}\{\text{Median}_{Q_2}(Y|X = X_{n+1}) \in \hat{C}_n(X_{n+1})|\mathcal{L}\} \geq 1 - \alpha.$$

Now note that under Q_2 , for $1 \leq a < b \leq M$, the probability of (X_a, Y_a) and (X_b, Y_b) being equal is $1/M$; thus, by the union bound, the probability of the event $\{(X_a, Y_a) = (X_b, Y_b) \text{ for any } a \neq b\}$ is bounded by n^2/M . Therefore, for any fixed \mathcal{L} , the total variation distance between the distributions Q_1 and Q_2 is at most n^2/M , implying that

$$\mathbb{P}_{Q_1}\{Y_{n+1} \in \hat{C}_n(X_{n+1})|\mathcal{L}\} \geq \mathbb{P}_{Q_2}\{Y_{n+1} \in \hat{C}_n(X_{n+1})|\mathcal{L}\} - n^2/M \geq 1 - \alpha - n^2/M,$$

which means that

$$\mathbb{P}_P\{Y_{n+1} \in \hat{C}_n(X_{n+1})\} = \mathbb{E}_{\mathcal{L}}[\mathbb{P}_{Q_1}\{Y_{n+1} \in \hat{C}_n(X_{n+1})|\mathcal{L}\}] \geq 1 - \alpha - n^2/M.$$

Taking the limit as M goes to infinity gives the result. \square

Remark 3.1. Theorem 5 also applies to all algorithms that satisfy $(1 - \alpha, q)$ -Quantile; for our uniform distribution over \mathcal{L} , $\text{Quantile}_q(Y|X = X^j) = Y^j$, so the proof translates exactly. As a result, this means that all algorithms that satisfy $(1 - \alpha, q)$ -Quantile also satisfy $(1 - \alpha)$ -Predictive for all nonatomic distributions P .

Remark 3.2. The approach taken in the proof of Theorem 5 is similar to those used to show the limits of distribution-free inference in other settings. As mentioned earlier, Barber [2020] shows that in the setting of distributions P over $\mathbb{R}^d \times \{0, 1\}$, any confidence interval $\hat{C}_n(X_{n+1})$ for $\mathbb{E}[Y|X = X_{n+1}]$ with coverage $1 - \alpha$ must contain Y_{n+1} with probability $1 - \alpha$ for all nonatomic distributions P , and goes on to provide a lower bound for the length of the confidence interval. Additionally, Barber et al. [2019a] proves a similar theorem about predictive algorithms $\hat{C}_n(X_{n+1})$ for Y_{n+1} that are required to have a weak form of conditional coverage. The proof for the result from Barber [2020] involves the same idea of marginalizing over a large finite sampled subset \mathcal{L} in order to apply \hat{C}_n to the distribution over \mathcal{L} ; the proof for the result from Barber et al. [2019a] focuses on sampling a large number of datapoints conditioned on whether or not they belong to a specific subset $\mathcal{B} \subseteq \mathbb{R}^d \times \mathbb{R}$. In both cases, studying two sampling distributions and measuring the total variation distance between them was crucial. Thus, it seems that this strategy may have further use in the future when studying confidence intervals for other parameters or data in a distribution-free setting.

Theorem 5 tells us that conditional median inference is at least as imprecise as predictive inference. As a result, because all predictive intervals have nonvanishing widths (assuming nonzero conditional variance) no matter the sample size n , it is not possible to write down conditional median algorithms with widths converging to 0. Thus, it may be better to study different distribution parameters if we are looking for better empirical performance. For discussion on additional distribution parameters that may be worth studying, refer to Section 5.2.

Lastly, we know that Algorithm 1 captures Y_{n+1} with probability $1 - \alpha/2$. Therefore, there may exist a better conditional median algorithm that only captures Y_{n+1} with probability $1 - \alpha$. Based on our result from Section 2.3, any such algorithm will likely follow a format different than the split conformal approach. Studying this problem in more detail, particularly on difficult distributions P , might lead to more accurate conditional median algorithms.

4 Simulations

In this section, we analyze the impact of different conformity scores on the outcome of Algorithm 2. Specifically, we look at the four following conformity scores:

Score 1: $f_1^{\text{lo}}(X_i, Y_i) = f_1^{\text{hi}}(X_i, Y_i) = Y_i - \hat{\mu}(X_i)$. We train $\hat{\mu}$ to predict the conditional mean using quantile regression forests on the dataset $\{(X_i, Y_i) : i \in \mathcal{I}_1\}$.

Score 2: $f_2^{\text{lo}}(X_i, Y_i) = f_2^{\text{hi}}(X_i, Y_i) = \frac{Y_i - \hat{\mu}(X_i)}{\hat{\sigma}(X_i)}$. We train $\hat{\mu}$ and $\hat{\sigma}$ jointly using random forests on the dataset $\{(X_i, Y_i) : i \in \mathcal{I}_1\}$.

Score 3: $f_3^{\text{lo}}(X_i, Y_i) = Y_i - \hat{Q}^{\text{lo}}(X_i)$ and $f_3^{\text{hi}}(X_i, Y_i) = Y_i - \hat{Q}^{\text{hi}}(X_i)$. We train \hat{Q}^{lo} and \hat{Q}^{hi} to predict the conditional $\alpha/2$ quantile and $1 - \alpha/2$ quantile, respectively, using quantile regression forests on the dataset $\{(X_i, Y_i) : i \in \mathcal{I}_1\}$.

Score 4: $f_4^{\text{lo}}(X_i, Y_i) = f_4^{\text{hi}}(X_i, Y_i) = \hat{F}_{Y|X=X_i}(Y_i)$. We create $\hat{F}_{Y|X=X_i}(Y_i)$ by using 101 quantile regression forests trained on $\{(X_i, Y_i) : i \in \mathcal{I}_1\}$ to estimate the conditional q^{th} quantile for $q \in \{0, 0.01, \dots, 0.99, 1\}$ and use linear interpolation between quantiles to estimate the conditional CDF. Our training method ensures that quantile predictions will never cross.

In order to test the conditional median coverage rate, we must look at distributions for which the conditional median is known and, therefore, focus on simulated datasets. We consider the performance of Algorithm 2 on these three distributions:

Distribution 1: We draw $(X, Y) \sim P_1$ from $\mathbb{R}^d \times \mathbb{R}$, where $d = 10$. Here, $X = (X^1, \dots, X^d)$ is an equicorrelated multivariate Gaussian vector with mean zero and $\text{Var}(X^i) = 1$, $\text{Cov}(X^i, X^j) = 0.25$ for $i \neq j$. We set $Y = (X^1 + X^2)^2 - X^3 + \sigma(X)\epsilon$, where $\epsilon \sim \mathcal{N}(0, 1)$ is independent of X and $\sigma(x) = 0.1 + 0.25\|x\|_2^2$ for all $x \in \mathbb{R}^d$.

Distribution 2: We draw $(X, Y) \sim P_2$ from $\mathbb{R} \times \mathbb{R}$. Draw $X \sim \text{Unif}[-4\pi, 4\pi]$ and $Y = U^{1/4}f(X)$, where $U \sim \text{Unif}[0, 1]$ is independent of X and $f(x) = 1 + |x|\sin^2(x)$ for all $x \in \mathbb{R}$.

Distribution 3: We draw $(X, Y) \sim P_3$ from $\mathbb{R} \times \mathbb{R}$. Draw $X \sim \text{Unif}[-1, 1]$ and set $Y = B \cdot f(X)$, where $B \sim \text{Bernoulli}(0.5 + 2\delta)$ is independent of X and $f(x) = \gamma\{Mx\} - \frac{\gamma}{2} - (-1)^{\lfloor Mx \rfloor}(1 - \frac{\gamma}{2})$ for all $x \in \mathbb{R}$. Note that $\{r\}$ is the fractional part of r . We set $\delta = 0.0001$ and $M = 1/\gamma = 25$.

Distributions 2 and 3 are shown in Figure 2.

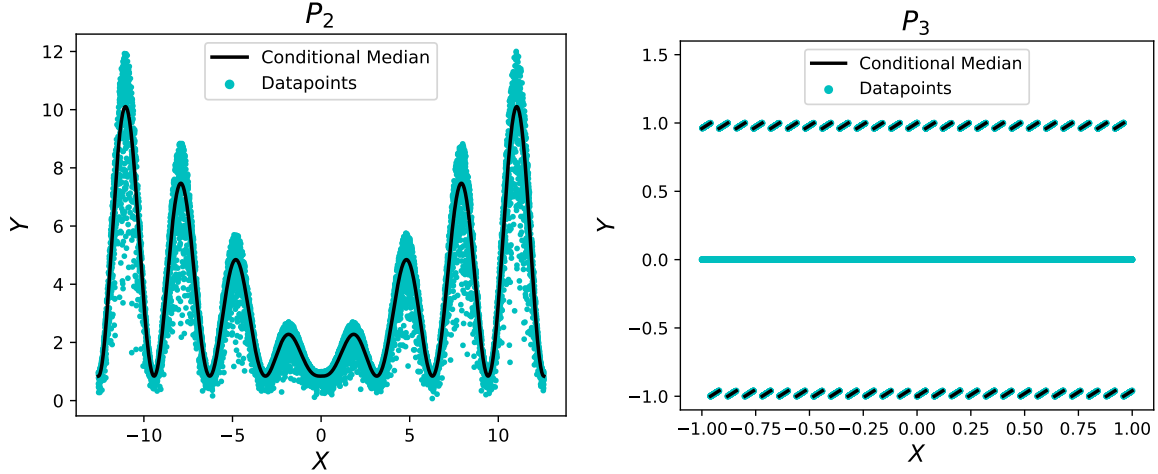


Figure 2: Plots of $n = 10,000$ datapoints from the two distributions P_2 and P_3 overlaid with the conditional medians. The left panel is a case where the conditional distribution $Y|X$ has high heteroskedasticity. The right is a case where it is nearly impossible to tell the location of the conditional median.

For each distribution, we run Algorithm 2 using each conformity score to get a confidence interval for the conditional median. We run 25 trials; in each trial, we set $n = 5,000$ with $n_1 = n_2 = n/2$ and $\alpha = 0.1$ with $r = s = \alpha/2$. We test coverage on 5,000 datapoints for each trial. The average coverage rate, average interval width, and other statistics for each distribution and conformity score are shown in Figure 3. An example of the resulting confidence intervals for a single trial on Distribution 2 are displayed in Figure 4.

Distribution	Score	AC	SDAC	MCC	AW	SDAW
1	1	99.10%	0.19%	0%	13.99	0.433
	2	99.80%	0.09%	8%	12.85	0.400
	3	99.74%	0.13%	8%	12.80	0.322
	4	99.84%	0.09%	12%	12.93	0.458
2	1	99.84%	0.20%	88%	4.516	0.167
	2	99.53%	0.29%	68%	3.613	0.112
	3	99.88%	0.14%	92%	3.622	0.048
	4	99.89%	0.11%	92%	3.701	0.085
3	1	90.18%	0.78%	16%	2.116	0.043
	2	90.20%	0.76%	12%	2.083	0.046
	3	90.10%	0.97%	0%	1.988	0.006
	4	90.21%	0.93%	0%	1.990	0.002

Figure 3: For each distribution and conformity score, we calculate: average coverage (AC), an estimate of $\mathbb{P}\{\text{Median}(Y_{n+1}|X_{n+1}) \in \hat{C}_n(X_{n+1})\}$; standard deviation of average coverage (SDAC), an estimation of $\text{Var}(\mathbb{P}\{\text{Median}(Y_{n+1}|X_{n+1}) \in \hat{C}_n(X_{n+1})|\mathcal{D}\})^{1/2}$, where $\mathcal{D} = \{(X_1, Y_1), \dots, (X_n, Y_n)\}$; minimum conditional coverage (MCC), an estimate of $\min_x \mathbb{P}\{\text{Median}(Y|X = x) \in \hat{C}_n(x)\}$; average width (AW), an estimate of $\mathbb{E}[\text{len}(\hat{C}_n(X_{n+1}))]$; and standard deviation of average width (SDAW), an estimate of $\text{Var}(\mathbb{E}[\text{len}(\hat{C}_n(X_{n+1}))|\mathcal{D}])^{1/2}$. Estimations are averaged over 25 trials. $1 - \alpha = 0.9$ for all trials.

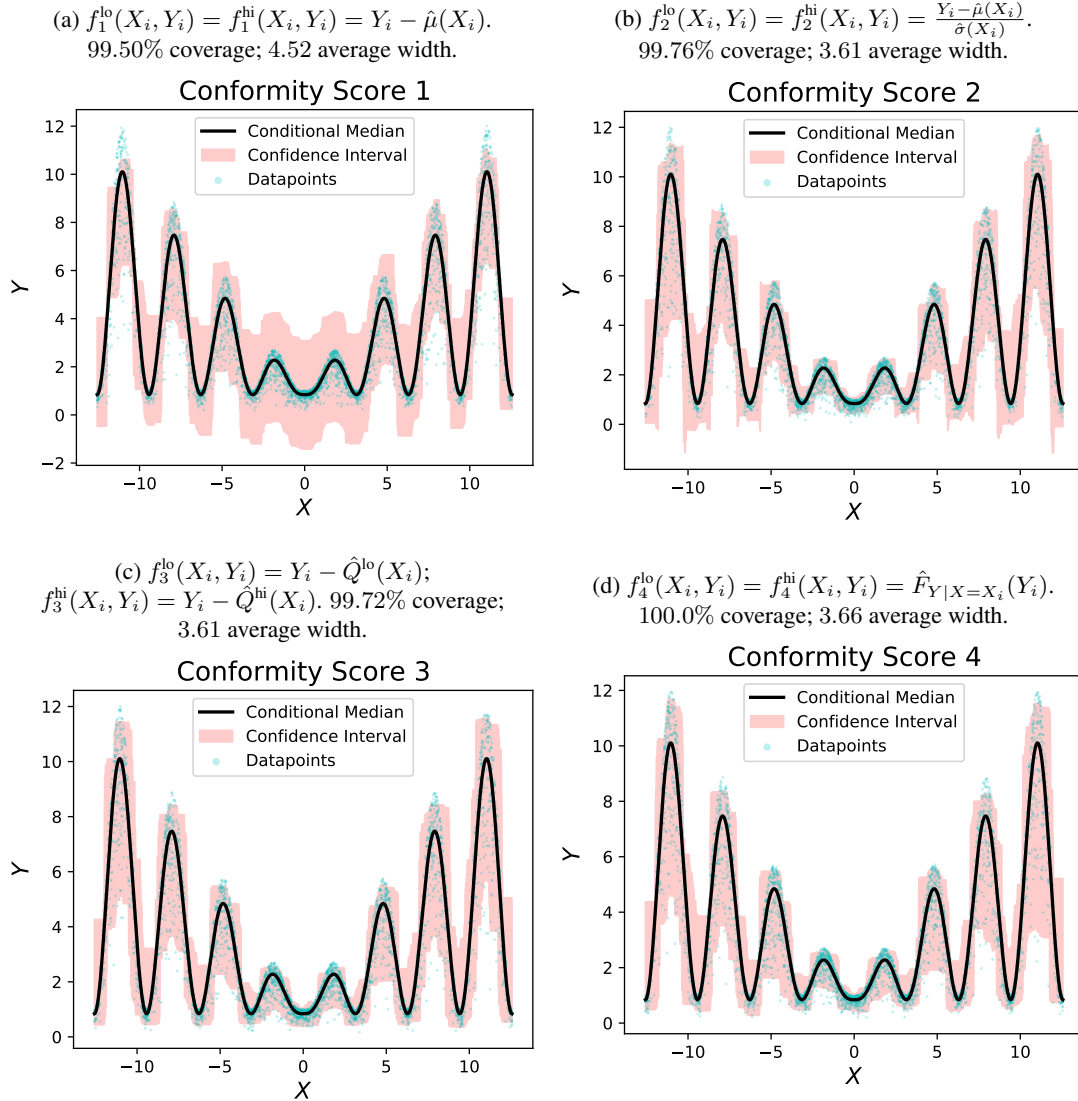


Figure 4: Confidence intervals (pink regions) from one trial for each conformity score on Distribution 2. Note that all scores result in a coverage well over $1 - \alpha = 0.9$.

Looking first at rates of coverage, we see that all scores have coverage much greater than $1 - \alpha$ on Distributions 1 and 2. However, Distribution 3 is a case where all scores have near-identical rates of coverage just above $1 - \alpha$. Further investigation into the confidence intervals produced for Distribution 3 suggests that the algorithms are often failing to capture the conditional median when its absolute value is almost exactly 1.

The minimum conditional coverage on Distributions 1 and 3 is near 0 for each conformity score. Interestingly, the scores with the worst minimum conditional coverage on Distribution 1 have the relative best minimum conditional coverage on Distribution 3, and vice versa. Scores 3 and 4 have a minimum conditional coverage greater than $1 - \alpha$ on Distribution 2, implying that these scores achieve point-wise conditional coverage.

Regarding interval width, Score 1 performs significantly worse on Distributions 1 and 2 than all other scores; meanwhile, the 3 other scores have roughly equal average widths. On Distribution 3, Scores 3 and 4 produce intervals with significantly less width than Scores 1 and 2.

Overall, we see that Score 1 is significantly worse than the other scores on distributions with a wide range in conditional variance; Scores 3 and 4 behave very similarly on all distributions and perform slightly better than

5 Discussion

This paper introduced two algorithms for capturing the conditional median of a distribution within the distribution-free setting, as well as a particular distribution where the performance of one of these algorithms was sharp. Our lower bounds prove that in the distribution-free setting, conditional median inference is fundamentally as difficult as prediction itself, thereby setting a concrete limit to how well any median inference algorithm can ever perform.

5.1 Takeaways

A few observations may prove useful. For one, distributions such as P^δ from Section 2.3 and P_3 from Section 4 will likely show up again. Because each distribution is a mixture of two disjoint distributions with roughly equal weights, it is hard to identify which half contains the median. It is likely that similar distributions will show up as the performance-limiting distribution for distribution-free parameter inference. Further, the proof technique of sampling a large finite number of datapoints and then marginalizing (Section 3) is similar to those in Barber [2020] and Barber et al. [2019a], pointing out to possible future use. Lastly, our results and those of Barber [2020] indicate that the value of conditional parameters cannot be known with higher accuracy than the values of future samples.

5.2 Further Work

We hope that this paper motivates further work on conditional parameter inference. We see three immediate potential avenues:

- One direction is to get tighter bands by imposing mild shape constraints on the conditional median function. For instance, if we know that $\mu(x) := \text{Median}(Y|X = x)$ is convex, then the results from Section 3 no longer apply. Similarly, assuming that $\mu(x)$ is decreasing in x or Lipschitz would yield intervals with vanishing widths in the limit of large samples. For instance, when predicting economic damages caused by tornadoes using wind speed as a covariate, one may assume that the median damage is nondecreasing as wind speed increases.
- Another direction is to extend our methods to study other conditional parameters. For example, the conditional interquartile range can be studied using similar ideas, as can other robust measures of scale. Similarly, the truncated mean, smoothed median, and other measures of central tendency may be amenable to model-free inference and analysis.
- A third subject of study is creating *full conformal inference* methods based off of our split conformal algorithms. Unlike split conformal inference, the full conformal method does not rely on splitting the dataset into a fitting half and a ranking half; instead, it calculates the conformity of a potential datapoint (X_{n+1}, y) to the full dataset \mathcal{D} and includes y in its confidence region only if (X_{n+1}, y) is similar enough to the observed datapoints. The study of full conformal inference has grown alongside that of split conformal inference; the method can be seen in Vovk et al. [2005], Shafer and Vovk [2008], and Lei et al. [2018]. Standard full conformal algorithms do not guarantee coverage of the conditional median; however, there may exist modifications similar to locally nondecreasing conformity scores that result in a full conformal algorithm that captures the conditional median.

Acknowledgements

D. M. thanks Stanford University for supporting this research as part of the Masters program in Statistics. E. C. was supported by Office of Naval Research grant N00014-20-12157, by the National Science Foundation grant OAC 1934578, and by the Army Research Office (ARO) under grant W911NF-17-1-0304. We thank Lihua Lei for advice on different approaches and recommended resources on this topic, as well as the Stanford Statistics department for listening to a preliminary version of this work.

References

- Raghu R Bahadur and Leonard J Savage. The nonexistence of certain statistical procedures in nonparametric problems. *The Annals of Mathematical Statistics*, 27(4):1115–1122, 1956.
- Rina Foygel Barber. Is distribution-free inference possible for binary regression? *arXiv*, pages arXiv–2004, 2020.
- Rina Foygel Barber, Emmanuel J Candes, Aaditya Ramdas, and Ryan J Tibshirani. The limits of distribution-free conditional predictive inference. *arXiv preprint arXiv:1903.04684*, 2019a.
- Rina Foygel Barber, Emmanuel J Candes, Aaditya Ramdas, and Ryan J Tibshirani. Predictive inference with the jackknife+. *arXiv preprint arXiv:1905.02928*, 2019b.
- Wenyu Chen, Kelli-Jean Chun, and Rina Foygel Barber. Discretized conformal prediction for efficient distribution-free inference. *Stat*, 7(1):e173, 2018.
- Victor Chernozhukov, Kaspar Wüthrich, and Yinchu Zhu. Distributional conformal prediction. *arXiv preprint arXiv:1909.07889*, 2019.
- Gerda Claeskens, Ingrid Van Keilegom, et al. Bootstrap confidence bands for regression curves and their derivatives. *The Annals of Statistics*, 31(6):1852–1884, 2003.
- Isidro Cortés-Ciriano and Andreas Bender. Concepts and applications of conformal prediction in computational drug discovery. *arXiv preprint arXiv:1908.03569*, 2019.
- Francisco Cribari-Neto and Maria da Glória A Lima. Heteroskedasticity-consistent interval estimators. *Journal of Statistical Computation and Simulation*, 79(6):787–803, 2009.
- Leying Guan. Conformal prediction with localization. *arXiv preprint arXiv:1908.08558*, 2019.
- Ulf Johansson, Henrik Boström, and Tuve Löfström. Conformal prediction using decision trees. In *2013 IEEE 13th international conference on data mining*, pages 330–339. IEEE, 2013.
- Danijel Kivaranovic, Kory D Johnson, and Hannes Leeb. Adaptive, distribution-free prediction intervals for deep neural networks. *arXiv preprint arXiv:1905.10634*, 2019.
- Jing Lei, James Robins, and Larry Wasserman. Distribution-free prediction sets. *Journal of the American Statistical Association*, 108(501):278–287, 2013.
- Jing Lei, Max G’Sell, Alessandro Rinaldo, Ryan J Tibshirani, and Larry Wasserman. Distribution-free predictive inference for regression. *Journal of the American Statistical Association*, 113(523):1094–1111, 2018.
- Lihua Lei and Emmanuel J Candès. Conformal inference of counterfactuals and individual treatment effects. *arXiv preprint arXiv:2006.06138*, 2020.
- Philip J McCarthy. Stratified sampling and distribution-free confidence intervals for a median. *Journal of the American Statistical Association*, 60(311):772–783, 1965.
- Gottfried E Noether. Distribution-free confidence intervals. *The American Statistician*, 26(1):39–41, 1972.
- Harris Papadopoulos, Kostas Proedrou, Volodya Vovk, and Alex Gammerman. Inductive confidence machines for regression. In *European Conference on Machine Learning*, pages 345–356. Springer, 2002.
- Harris Papadopoulos, Vladimir Vovk, and Alexander Gammerman. Regression conformal prediction with nearest neighbours. *Journal of Artificial Intelligence Research*, 40:815–840, 2011.
- Yaniv Romano, Rina Foygel Barber, Chiara Sabatti, and Emmanuel J Candès. With malice towards none: Assessing uncertainty via equalized coverage. *arXiv preprint arXiv:1908.05428*, 2019a.

- Yaniv Romano, Evan Patterson, and Emmanuel Candes. Conformalized quantile regression. In *Advances in Neural Information Processing Systems*, pages 3543–3553, 2019b.
- Matteo Sesia and Emmanuel J Candès. A comparison of some conformal quantile regression methods. *Stat*, 9(1): e261, 2020.
- Glenn Shafer and Vladimir Vovk. A tutorial on conformal prediction. *Journal of Machine Learning Research*, 9 (Mar):371–421, 2008.
- Ryan J Tibshirani, Rina Foygel Barber, Emmanuel Candes, and Aaditya Ramdas. Conformal prediction under covariate shift. In *Advances in Neural Information Processing Systems*, pages 2530–2540, 2019.
- Vladimir Vovk, Alex Gammerman, and Glenn Shafer. *Algorithmic learning in a random world*. Springer Science & Business Media, 2005.
- Vladimir Vovk, Ilia Nouretdinov, Alex Gammerman, et al. On-line predictive linear regression. *The Annals of Statistics*, 37(3):1566–1590, 2009.

A Theorem Proofs

A.1 Proof of Theorem 1

The proof of the theorem relies on two lemmas: the first establishes a connection between $\text{Median}(Y_{n+1}|X_{n+1})$ and $\text{Median}(Y|X = X_i)$'s using exchangeability, and the second gives us a relationship between $\text{Median}(Y|X = X_i)$'s and the Y_i 's.

We begin with some notation. For all $x \in \mathbb{R}^d$ in the support of P , set $m(x) = \text{Median}(Y|X = x)$. Also, for $1 \leq i \leq n+1$, let $R(X_i) = |m(X_i) - \hat{\mu}(X_i)|$, and for $1 \leq i \leq n$ let $E(X_i) = |Y_i - \hat{\mu}(X_i)|$. Finally, put $M_R = \#\{i \in \mathcal{I}_2 : R(X_i) \geq R(X_{n+1})\}$ as the number of $i \in \mathcal{I}_2$ for which $R(X_i) \geq R(X_{n+1})$, and $M_E = \#\{i \in \mathcal{I}_2 : E(X_i) \geq R(X_{n+1})\}$ as the number of $i \in \mathcal{I}_2$ for which $E(X_i) \geq R(X_{n+1})$.

Note that $\text{Median}(Y_{n+1}|X_{n+1}) \in \hat{C}_n(X_{n+1}) = [\hat{\mu}(X_{n+1}) - Q_{1-\alpha/2}(E), \hat{\mu}(X_{n+1}) + Q_{1-\alpha/2}(E)]$ if and only if $|\text{Median}(Y_{n+1}|X_{n+1}) - \hat{\mu}(X_{n+1})| = R(X_{n+1})$ is at most $Q_{1-\alpha/2}(E)$. Thus, we must study the value of $R(X_{n+1})$ in relation to the elements of $\{E(X_i) : i \in \mathcal{I}_2\}$.

The first lemma relates $R(X_{n+1})$ to the other $R(X_i)$'s.

Lemma A.1. *For all $0 \leq m \leq n_2$,*

$$\mathbb{P}\{M_R \geq m\} \geq 1 - \frac{m}{n_2 + 1}.$$

Proof. Our statement follows from the fact that our samples are i.i.d. Because $\hat{\mu}$ is independent of (X_i, Y_i) for $i \in \mathcal{I}_2$ and independent of X_{n+1} , the values $\{R(X_i) : i \in \mathcal{I}_2\} \cup \{R(X_{n+1})\}$ are i.i.d. as well. Then, the probability of less than m values in $\{R(X_i) : i \in \mathcal{I}_2\}$ being at least $R(X_{n+1})$ is bounded above by $\frac{m}{|\mathcal{I}_2|+1}$, as the ordering of these values is uniformly random. Taking the complement of both sides gives the result. \square

The second lemma gives a direct relationship between $E(X_i)$ and $R(X_i)$. (Note that the events $\{E(X_i) \geq R(X_i)\}$ below are mutually independent.)

Lemma A.2. *For all $i \in \mathcal{I}_2$,*

$$\mathbb{P}\{E(X_i) \geq R(X_i)\} \geq 1/2.$$

Proof. Conditioning on X_i , we see that $\mathbb{P}\{Y_i \geq m(X_i)\} \geq 1/2$ and $\mathbb{P}\{Y_i \leq m(X_i)\} \geq 1/2$ by the definition of the conditional median. Furthermore, each event $\{Y_i \geq m(X_i)\}$ and $\{Y_i \leq m(X_i)\}$ is independent of both $\hat{\mu}$ and X_i , as $\hat{\mu}$ is a function of $\{(X_i, Y_i) : i \in \mathcal{I}_1\}$ and the datapoints are i.i.d. Then, if $m(X_i) \geq \hat{\mu}(X_i)$, with probability $1/2$ we have that $m(X_i) \leq Y_i$, in which case $|m(X_i) - \hat{\mu}(X_i)| = m(X_i) - \hat{\mu}(X_i) \leq Y_i - \hat{\mu}(X_i) = |Y_i - \hat{\mu}(X_i)|$. Similarly, if $m(X_i) < \hat{\mu}(X_i)$, with probability $1/2$ we have that $m(X_i) \geq Y_i$, in which case $|m(X_i) - \hat{\mu}(X_i)| = \hat{\mu}(X_i) - m(X_i) \leq \hat{\mu}(X_i) - Y_i = |Y_i - \hat{\mu}(X_i)|$. The conclusion holds in both cases. \square

We now study the number of datapoints obeying $E(X_i) \geq R(X_{n+1})$ by combining these lemmas together. Consider any $0 \leq m \leq n_2$. Note that by conditioning on M_R ,

$$\begin{aligned} \mathbb{P}\{M_E \geq m\} &= \sum_{j=0}^{n_2} \mathbb{P}\{M_R = j\} \mathbb{P}\{M_E \geq m | M_R = j\} \\ &\geq \sum_{j=0}^{n_2} \mathbb{P}\{M_R = j\} \sum_{k=m}^j \binom{j}{k} 2^{-j} \\ &\geq \sum_{j=0}^{n_2} \frac{1}{n_2 + 1} \sum_{k=m}^j \binom{j}{k} 2^{-j}. \end{aligned}$$

The first inequality holds true by Lemma A.2, which implies that $\mathbb{P}\{M_E \geq m | M_R = j\}$ can be bounded below by the probability that $M \geq m$ for $M \sim \text{Binom}(j, 0.5)$. The second inequality is due to Lemma A.1. We know that $\sum_{k=m}^j \binom{j}{k} 2^{-j}$ is a nondecreasing function of j ; by Lemma A.1, the CDF of the distribution of M_R is lower bounded by the CDF of the uniform distribution over $\{0, 1, \dots, n_2\}$, meaning that

$$\mathbb{E}_{M_R} \left[\sum_{k=m}^{M_R} \binom{M_R}{k} 2^{-M_R} \right] \geq \frac{1}{n_2 + 1} \sum_{j=0}^{n_2} \sum_{k=m}^j \binom{j}{k} 2^{-j}.$$

This gives

$$\begin{aligned}
\sum_{j=0}^{n_2} \frac{1}{n_2+1} \sum_{k=m}^j \binom{j}{k} 2^{-j} &= \sum_{j=0}^{n_2} \frac{1}{n_2+1} \left(1 - \sum_{k=0}^{m-1} \binom{j}{k} 2^{-j}\right) \\
&= 1 - \frac{1}{n_2+1} \sum_{j=0}^{n_2} \sum_{k=0}^{m-1} \binom{j}{k} 2^{-j} \\
&= 1 - \frac{1}{n_2+1} \sum_{k=0}^{m-1} \sum_{j=0}^{n_2} \binom{j}{k} 2^{-j} \\
&\geq 1 - \frac{1}{n_2+1} \sum_{k=0}^{m-1} \sum_{j=0}^{\infty} \binom{j}{k} 2^{-j} \\
&= 1 - \frac{1}{n_2+1} \sum_{k=0}^{m-1} 2 \\
&= 1 - \frac{2m}{n_2+1}.
\end{aligned}$$

The second-to-last equality comes from evaluating the generating function $G(\binom{t}{k}; z) = \sum_{t=0}^{\infty} \binom{t}{k} z^t$ at $z = 0.5$.

Putting it together, in Algorithm 1, $Q_{1-\alpha/2}(E)$ is set to be the $(1-\alpha/2)(1+1/n_2)$ -th quantile of $\{E_i : i \in \mathcal{I}_2\}$. This is equal to the $\lceil n_2(1-\alpha/2)(1+1/n_2) \rceil = \lceil (1-\alpha/2)(n_2+1) \rceil$ smallest value of $\{E_i : i \in \mathcal{I}_2\}$. This means that if $M_E \geq n_2 - \lceil (1-\alpha/2)(n_2+1) \rceil + 1$, then $R(X_{n+1})$ will be at most the $n_2 - \lceil (1-\alpha/2)(n_2+1) \rceil + 1$ largest value of $\{E_i : i \in \mathcal{I}_2\}$, which is equal to the $\lceil (1-\alpha/2)(n_2+1) \rceil$ smallest value, or $Q_{1-\alpha/2}(E)$.

However, we have calculated a lower bound for the inverse CDF of M_E earlier. Substituting this in, we get that

$$\begin{aligned}
\mathbb{P}\{R(X_{n+1}) \leq Q_{1-\alpha/2}(E)\} &\geq \mathbb{P}\{M_E \geq n_2 - \lceil (1-\alpha/2)(n_2+1) \rceil + 1\} \\
&\geq \mathbb{P}\{M_E \geq n_2 + 1 - (1-\alpha/2)(n_2+1)\} \\
&= \mathbb{P}\{M_E \geq \alpha/2(n_2+1)\} \\
&\geq 1 - \alpha
\end{aligned}$$

by our previous calculation, completing our proof.

A.2 Proof of Theorem 2

Our approach is similar to that in Appendix A.1. The main difference in the proof arises from the fact that Algorithm 2 no longer uses the absolute value and uses two separate fitted functions, meaning that it is important to bound the probability of the confidence interval covering the desired value from both sides.

We begin with some definitions. For all $x \in \mathbb{R}^d$ in the support of P , let $q(x)$ be $\text{Quantile}_q(Y|X=x)$. For all $1 \leq i \leq n+1$, define:

- $R^{\text{lo}}(X_i) = f^{\text{lo}}(X_i, q(X_i))$ and $R^{\text{hi}}(X_i) = f^{\text{hi}}(X_i, q(X_i))$.
- $E^{\text{lo}}(X_i) = f^{\text{lo}}(X_i, Y_i)$ and $E^{\text{hi}}(X_i) = f^{\text{hi}}(X_i, Y_i)$.
- $M_R^{\text{lo}} = \#\{i \in \mathcal{I}_2 : R^{\text{lo}}(X_i) \leq R^{\text{lo}}(X_{n+1})\}$ and $M_R^{\text{hi}} = \#\{i \in \mathcal{I}_2 : R^{\text{hi}}(X_i) \geq R^{\text{hi}}(X_{n+1})\}$ as the number of $i \in \mathcal{I}_2$ for which $R^{\text{lo}}(X_i) \leq R^{\text{lo}}(X_{n+1})$ and $R^{\text{hi}}(X_i) \geq R^{\text{hi}}(X_{n+1})$ respectively.
- $M_E^{\text{lo}} = \#\{i \in \mathcal{I}_2 : E^{\text{lo}}(X_i) \leq R^{\text{lo}}(X_{n+1})\}$ and $M_E^{\text{hi}} = \#\{i \in \mathcal{I}_2 : E^{\text{hi}}(X_i) \geq R^{\text{hi}}(X_{n+1})\}$ as the number of $i \in \mathcal{I}_2$ for which $E^{\text{lo}}(X_i) \leq R^{\text{lo}}(X_{n+1})$ and $E^{\text{hi}}(X_i) \geq R^{\text{hi}}(X_{n+1})$ respectively.

Now, note that $\text{Quantile}_q(Y|X=X_{n+1}) \in \hat{C}_n(X_{n+1})$ precisely when $f^{\text{lo}}(X_{n+1}, \text{Quantile}_q(Y|X=X_{n+1})) = R^{\text{lo}}(X_{n+1}) \geq Q_{rq}^{\text{lo}}$ and $f^{\text{hi}}(X_{n+1}, \text{Quantile}_q(Y|X=X_{n+1})) = R^{\text{hi}}(X_{n+1}) \leq Q_{1-s(1-q)}^{\text{hi}}$. As such, we proceed to develop two lemmas which extend those from Section A.1: the first helps us to understand the distributions of M_R^{hi} and M_R^{lo} , and the second studies the individual relationships between $E^{\text{lo}}(X_i)$ and $R^{\text{lo}}(X_i)$ and

between $E^{\text{hi}}(X_i)$ and $R^{\text{hi}}(X_i)$. With both of these lemmas, we are able to bound the probability of each event $\{R^{\text{lo}}(X_{n+1}) \geq Q_{rq}^{\text{lo}}\}$ and $\{R^{\text{hi}}(X_{n+1}) \leq Q_{1-s(1-q)}^{\text{hi}}\}$.

Lemma A.3. For all $0 \leq m \leq n_2$,

$$\mathbb{P}\{M_R^{\text{lo}} \geq m\} \geq 1 - \frac{m}{n_2 + 1}$$

and

$$\mathbb{P}\{M_R^{\text{hi}} \geq m\} \geq 1 - \frac{m}{n_2 + 1}.$$

Proof. We prove the result for M_R^{hi} ; the same approach holds for M_R^{lo} . Because f^{hi} is independent of (X_i, Y_i) for $i \in \mathcal{I}_2$ and independent of X_{n+1} , the values in $\{R^{\text{hi}}(X_i) : i \in \mathcal{I}_2\} \cup \{R^{\text{hi}}(X_{n+1})\}$ are i.i.d.. Thus, the probability of less than m values in $\{R^{\text{hi}}(X_i) : i \in \mathcal{I}_2\}$ being at least $R^{\text{hi}}(X_{n+1})$ is bounded above by $\frac{m}{|\mathcal{I}_2|+1}$, as the ordering of these values is uniformly random. Taking the complement of both sides establishes the claim. \square

Lemma A.4. For all $i \in \mathcal{I}_2$,

$$\mathbb{P}\{E^{\text{lo}}(X_i) \leq R^{\text{lo}}(X_i)\} \geq q$$

and

$$\mathbb{P}\{E^{\text{hi}}(X_i) \geq R^{\text{hi}}(X_i)\} \geq 1 - q.$$

Proof. We see that $\mathbb{P}\{Y_i \leq q(X_i)\} \geq q$ and $\mathbb{P}\{Y_i \geq q(X_i)\} \geq 1 - q$ by the definition of the conditional quantile. Furthermore, each event $\{Y_i \leq q(X_i)\}$ and $\{Y_i \geq q(X_i)\}$ is independent of f^{lo} , f^{hi} , and X_i , as f^{lo} and f^{hi} are functions of $\{(X_i, Y_i) : i \in \mathcal{I}_1\}$ and the datapoints are i.i.d. Then, with probability at least q we have that $E^{\text{lo}}(X_i) = f^{\text{lo}}(X_i, Y_i) \leq f^{\text{lo}}(X_i, q(X_i)) = R^{\text{lo}}(X_i)$ by the definition of a locally nondecreasing conformity score. Similarly, with probability at least $1 - q$ we have that $E^{\text{hi}}(X_i) = f^{\text{hi}}(X_i, Y_i) \geq f^{\text{hi}}(X_i, q(X_i)) = R^{\text{hi}}(X_i)$, thereby concluding the proof. \square

We now study the number of $i \in \mathcal{I}_2$ such that $E^{\text{hi}}(X_i) \geq R^{\text{hi}}(X_{n+1})$ by combining these two lemmas together. Consider any $0 \leq m \leq n_2$, and note that by conditioning on M_R^{hi} , we have

$$\begin{aligned} \mathbb{P}\{M_E^{\text{hi}} \geq m\} &= \sum_{j=0}^{n_2} \mathbb{P}\{M_R^{\text{hi}} = j\} \mathbb{P}\{M_E^{\text{hi}} \geq m | M_R^{\text{hi}} = j\} \\ &\geq \sum_{j=0}^{n_2} \mathbb{P}\{M_R^{\text{hi}} = j\} \sum_{k=m}^j \binom{j}{k} (1-q)^k q^{j-k} \\ &\geq \sum_{j=0}^{n_2} \frac{1}{n_2 + 1} \sum_{k=m}^j \binom{j}{k} (1-q)^k q^{j-k}. \end{aligned}$$

The first inequality holds because $\mathbb{P}\{M_E^{\text{hi}} \geq m | M_R^{\text{hi}} = j\}$ can be bounded below by the probability that $M \geq m$ for $M \sim \text{Binom}(j, 1 - q)$ by Lemma A.4. The second inequality holds since the CDF M_R^{hi} is greater than or equal to the CDF of the uniform distribution over $\{0, 1, \dots, n_2\}$ by Lemma A.3. Then, as $\sum_{k=m}^j \binom{j}{k} (1-q)^k q^{j-k}$ is a nondecreasing function of j , we have

$$\mathbb{E}_{M_R^{\text{hi}}} \left[\sum_{k=m}^{M_R^{\text{hi}}} \binom{M_R^{\text{hi}}}{k} (1-q)^k q^{M_R^{\text{hi}}-k} \right] \geq \frac{1}{n_2 + 1} \sum_{j=0}^{n_2} \sum_{k=m}^j \binom{j}{k} (1-q)^k q^{j-k}.$$

We now solve the summation, which gives

$$\begin{aligned}
\sum_{j=0}^{n_2} \frac{1}{n_2+1} \sum_{k=m}^j \binom{j}{k} (1-q)^k q^{j-k} &= \sum_{j=0}^{n_2} \frac{1}{n_2+1} \left(1 - \sum_{k=0}^{m-1} \binom{j}{k} (1-q)^k q^{j-k}\right) \\
&= 1 - \frac{1}{n_2+1} \sum_{j=0}^{n_2} \sum_{k=0}^{m-1} \binom{j}{k} (1-q)^k q^{j-k} \\
&= 1 - \frac{1}{n_2+1} \sum_{k=0}^{m-1} \sum_{j=0}^{n_2} \binom{j}{k} (1-q)^k q^{j-k} \\
&\geq 1 - \frac{1}{n_2+1} \sum_{k=0}^{m-1} \left(\frac{1-q}{q}\right)^k \sum_{j=0}^{\infty} \binom{j}{k} q^j \\
&= 1 - \frac{1}{n_2+1} \sum_{k=0}^{m-1} \frac{1}{1-q} \\
&= 1 - \frac{1}{1-q} \cdot \frac{m}{n_2+1},
\end{aligned}$$

where the second-to-last equality is from evaluating the generating function $G(\binom{t}{k}; z) = \sum_{t=0}^{\infty} \binom{t}{k} z^t$ at $z = q$.

Note that this same calculation works for counting the $i \in \mathcal{I}_2$ with $E^{\text{lo}}(X_i) \leq R^{\text{lo}}(X_{n+1})$ using the same lemmas, substituting M_E^{lo} for M_E^{hi} , M_R^{lo} for M_R^{hi} , and q for $1-q$ within the calculation. This gives

$$\mathbb{P}\{M_E^{\text{lo}} \geq m\} \geq 1 - \frac{1}{q} \cdot \frac{m}{n_2+1}.$$

Now, in Algorithm 2, $Q_{1-s(1-q)}^{\text{hi}}(E)$ is defined as the $(1-s(1-q))(1+1/n_2)$ -th quantile of $\{E_i^{\text{hi}} : i \in \mathcal{I}_2\}$. This is equal to the $\lceil n_2(1-s(1-q))(1+1/n_2) \rceil = \lceil (1-s(1-q))(n_2+1) \rceil$ smallest value of $\{E_i^{\text{hi}} : i \in \mathcal{I}_2\}$. Thus, if $M_E^{\text{hi}} \geq n_2 - \lceil (1-s(1-q))(n_2+1) \rceil + 1$, then $R^{\text{hi}}(X_{n+1})$ will be at most the $n_2 - \lceil (1-s(1-q))(n_2+1) \rceil + 1$ largest value of $\{E_i^{\text{hi}} : i \in \mathcal{I}_2\}$, which is equal to the $\lceil (1-s(1-q))(n_2+1) \rceil$ smallest value, or $Q_{1-s(1-q)}^{\text{hi}}(E)$. Then, using our earlier lower bound for the inverse CDF of M_E^{hi} , we get that

$$\begin{aligned}
\mathbb{P}\{R^{\text{hi}}(X_{n+1}) \leq Q_{1-s(1-q)}^{\text{hi}}(E)\} &\geq \mathbb{P}\{M_E^{\text{hi}} \geq n_2 - \lceil (1-s(1-q))(n_2+1) \rceil + 1\} \\
&\geq \mathbb{P}\{M_E^{\text{hi}} \geq n_2 + 1 - (1-s(1-q))(n_2+1)\} \\
&= \mathbb{P}\{M_E^{\text{hi}} \geq s(1-q)(n_2+1)\} \\
&\geq 1-s.
\end{aligned}$$

Similarly, $Q_{rq}^{\text{lo}}(E)$ is defined as the $rq - (1-rq)/n_2$ -th quantile of $\{E_i^{\text{lo}} : i \in \mathcal{I}_2\}$. This is equal to the $\lceil n_2(rq - (1-rq)/n_2) \rceil = \lceil (n_2+1)rq - 1 \rceil$ smallest value of $\{E_i^{\text{lo}} : i \in \mathcal{I}_2\}$. Thus, if $M_E^{\text{lo}} \geq \lceil (n_2+1)rq - 1 \rceil$, then $R^{\text{lo}}(X_{n+1})$ will be at least $Q_{rq}^{\text{lo}}(E)$. Then, our lower bound for the M_E^{lo} inverse CDF tells us that

$$\begin{aligned}
\mathbb{P}\{R^{\text{lo}}(X_{n+1}) \geq Q_{rq}^{\text{lo}}(E)\} &\geq \mathbb{P}\{M_E^{\text{lo}} \geq \lceil (n_2+1)rq - 1 \rceil\} \\
&\geq \mathbb{P}\{M_E^{\text{lo}} \geq (n_2+1)rq\} \\
&\geq 1-r.
\end{aligned}$$

Finally, by the union bound, we have that

$$\mathbb{P}\{Q_{rq}^{\text{lo}}(E) \leq R^{\text{lo}}(X_{n+1}) \text{ and } R^{\text{hi}}(X_{n+1}) \leq Q_{1-s(1-q)}^{\text{hi}}(E)\} \geq 1-r-s = 1-\alpha$$

completing our proof.

A.3 Proof of Theorem 3

We show that given ϵ , there exists δ and N such that for all $n > N$, running Algorithm 1 on P^δ with our chosen $\hat{\mu}$ results in a confidence interval that contains the conditional median with probability at most $1 - \alpha + \epsilon$. Our approach is similar to that in Appendix A.1; however, we apply the inequalities in the opposite directions and use some analysis in order to get an upper bound as opposed to a lower bound.

First, note that $\{(X_i, Y_i) : i \in \mathcal{I}_1\}$ is irrelevant to our algorithm, as $\hat{\mu}$ is set to be the zero function. Then, for each $i \in \mathcal{I}_2$, $E_i = |Y_i|$. Thus, $Q_{1-\alpha/2}(E)$ is the $(1 - \alpha/2)(1 + 1/n_2)$ -th empirical quantile of $\{|Y_i| : i \in \mathcal{I}_2\}$, and our confidence interval is $\hat{C}_n(X_{n+1}) = [-Q_{1-\alpha/2}(E), Q_{1-\alpha/2}(E)]$. Because the parameter we want to cover is $\text{Median}(Y|X = X_{n+1}) = X_{n+1}$,

$$\text{Median}(Y_{n+1}|X_{n+1}) \in \hat{C}_n(X_{n+1}) \text{ if and only if } |X_{n+1}| \leq Q_{1-\alpha/2}(\{|Y_i| : i \in \mathcal{I}_2\}).$$

Define $M_R = \#\{i \in \mathcal{I}_2 : |X_i| \geq |X_{n+1}|\}$ and $M_E = \#\{i \in \mathcal{I}_2 : |Y_i| \geq |X_{n+1}|\}$. Now, note that $Q_{1-\alpha/2}(\{|Y_i| : i \in \mathcal{I}_2\})$ is the $\lceil n_2(1 - \alpha/2)(1 + 1/n_2) \rceil = \lceil (1 - \alpha/2)(n_2 + 1) \rceil$ smallest value of $\{|Y_i| : i \in \mathcal{I}_2\}$, which equals the $n_2 + 1 - \lceil (1 - \alpha/2)(n_2 + 1) \rceil$ largest value. Letting $m = n_2 + 1 - \lceil (1 - \alpha/2)(n_2 + 1) \rceil$,

$$|X_{n+1}| \leq Q_{1-\alpha/2}(\{|Y_i| : i \in \mathcal{I}_2\}) \text{ if and only if } M_E \geq m.$$

We now build up the following two lemmas.

Lemma A.5. For all $0 \leq M \leq n_2$,

$$\mathbb{P}\{M_R = M\} = \frac{1}{n_2 + 1}.$$

Proof. This holds from the fact that the values $\{|X_i| : i \in \mathcal{I}_2\} \cup \{|X_{n+1}|\}$ are i.i.d. and have a distribution over $[0, 0.5]$ with no point masses. As a result, M_R is uniformly distributed over $\{0, 1, \dots, n_2\}$. \square

Lemma A.6. $M_E|M_R \sim \text{Binom}(M_R, 0.5 + \delta)$.

Proof. First, note that for all $i \in \mathcal{I}_2$, if $|X_i| < |X_{n+1}|$, then $\mathbb{P}\{|Y_i| \geq |X_{n+1}|\} = 0$. This is because if $|X_i| < |X_{n+1}|$, then $|Y_i| \leq |X_i| < |X_{n+1}|$. Additionally, if $|X_i| \geq |X_{n+1}|$, then $\mathbb{P}\{|Y_i| \geq |X_{n+1}|\} = 0.5 + \delta$. This is due to the fact that if $|X_i| \geq |X_{n+1}|$, we have that $|Y_i| = 0$ with probability $0.5 - \delta$ and $|Y_i| = |X_i|$ with probability $0.5 + \delta$. With probability 1, $|X_{n+1}| > 0$. Therefore, $|Y_i| \geq |X_{n+1}|$ if and only if $|Y_i| = |X_i|$, which occurs with probability $0.5 + \delta$.

Furthermore, the events $\{|Y_i| = |X_i|\}$ are mutually independent for all $i \in \mathcal{I}_2$ (the pairs (X_i, Y_i) are i.i.d.). Then, since

$$M_E = \sum_{i \in \mathcal{I}_2} \mathbf{1}[|Y_i| \geq |X_{n+1}|] = \sum_{i \in \mathcal{I}_2} \mathbf{1}[|X_i| \geq |X_{n+1}|] \mathbf{1}[|Y_i| = |X_i|]$$

and each term $\mathbf{1}[|Y_i| = |X_i|]$ is i.i.d. Bernoulli with probability $0.5 + \delta$, and $M_R = \sum_{i \in \mathcal{I}_2} \mathbf{1}[|X_i| \geq |X_{n+1}|]$, the result follows. \square

We now apply our two lemmas:

$$\begin{aligned} \mathbb{P}\{M_E \geq m\} &= \sum_{j=0}^{n_2} \mathbb{P}\{M_R = j\} \mathbb{P}\{M_E \geq m | M_R = j\} \\ &= \frac{1}{n_2 + 1} \sum_{j=0}^{n_2} \sum_{k=m}^j \mathbb{P}\{M_E \geq m | M_R = j\} \\ &= \frac{1}{n_2 + 1} \sum_{j=0}^{n_2} \sum_{k=m}^j \binom{j}{k} (0.5 + \delta)^k (0.5 - \delta)^{j-k}; \end{aligned}$$

the second equality follows from Lemma A.5, and the last from Lemma A.6. Now, by applying the same train of logic as used in Appendices A.1 and A.2,

$$\begin{aligned}
\mathbb{P}\{M_E \geq m\} &= \frac{1}{n_2 + 1} \sum_{j=0}^{n_2} \left(1 - \sum_{k=0}^{m-1} \binom{j}{k} (0.5 + \delta)^k (0.5 - \delta)^{j-k}\right) \\
&= 1 - \frac{1}{n_2 + 1} \sum_{j=0}^{n_2} \sum_{k=0}^{m-1} \binom{j}{k} (0.5 + \delta)^k (0.5 - \delta)^{j-k} \\
&= 1 - \frac{1}{n_2 + 1} \sum_{k=0}^{m-1} \left(\frac{0.5 + \delta}{0.5 - \delta}\right)^k \sum_{j=0}^{n_2} \binom{j}{k} (0.5 - \delta)^j \\
&= 1 - \frac{1}{n_2 + 1} \sum_{k=0}^{m-1} \left(\frac{0.5 + \delta}{0.5 - \delta}\right)^k \left(\frac{(0.5 - \delta)^k}{(0.5 + \delta)^{k+1}} - \sum_{j=n_2+1}^{\infty} \binom{j}{k} (0.5 - \delta)^j\right),
\end{aligned}$$

where the last equality is from evaluating the generating function $G(\binom{t}{k}; z) = \sum_{t=0}^{\infty} \binom{t}{k} z^t$ at $z = 0.5 - \delta$.

Finally, in order to bring this into a coherent bound, we expand the equation to bring out the $1 - \alpha$ term and isolate the remainder, which we can then show goes to 0:

$$\begin{aligned}
\mathbb{P}\{M_E \geq m\} &= 1 - \frac{1}{n_2 + 1} \sum_{k=0}^{m-1} \left(\frac{1}{0.5 + \delta} - \left(\frac{0.5 + \delta}{0.5 - \delta}\right)^k \sum_{j=n_2+1}^{\infty} \binom{j}{k} (0.5 - \delta)^j\right) \\
&= 1 - \frac{m}{n_2 + 1} \cdot \frac{1}{0.5 + \delta} + \sum_{k=0}^{m-1} \left(\frac{0.5 + \delta}{0.5 - \delta}\right)^k \sum_{j=n_2+1}^{\infty} \binom{j}{k} (0.5 - \delta)^j \\
&\leq 1 - \frac{m}{n_2 + 1} \cdot \frac{1}{0.5 + \delta} + \sum_{k=0}^{m-1} \left(\frac{0.5 + \delta}{0.5 - \delta}\right)^k \binom{n_2 + 1}{k} (0.5 - \delta)^{n_2+1} \frac{1}{1 - (0.5 - \delta)^{\frac{n_2+1}{n_2+1-k}}},
\end{aligned}$$

where the inequality arises from upper bounding the summation $\sum_{j=n_2+1}^{\infty} \binom{j}{k} (0.5 - \delta)^j$ by

$$\binom{n_2 + 1}{k} (0.5 - \delta)^{n_2+1} \sum_{j=0}^{\infty} \left(\frac{n_2 + 1}{n_2 + 1 - k} (0.5 - \delta)\right)^j$$

using the maximum ratio of consecutive terms. Applying $m \leq (n_2 + 1)\alpha/2$ twice gives

$$\begin{aligned}
\mathbb{P}\{M_E \geq m\} &= 1 - \frac{m}{n_2 + 1} \cdot \frac{1}{0.5 + \delta} + \left(\frac{0.5 + \delta}{0.5 - \delta}\right)^{m-1} \frac{1}{1 - (0.5 - \delta)^{\frac{n_2+1}{n_2+1-m}}} \sum_{k=0}^{m-1} \binom{n_2 + 1}{k} (0.5 - \delta)^{n_2+1} \\
&\leq 1 - \frac{m}{n_2 + 1} \cdot \frac{1}{0.5 + \delta} + \left(\frac{0.5 + \delta}{0.5 - \delta}\right)^{m-1} \left(2 + \frac{\alpha}{1 - \alpha}\right) \sum_{k=0}^{m-1} \binom{n_2 + 1}{k} (0.5 - \delta)^{n_2+1} \\
&\leq 1 - \alpha + \frac{2\alpha\delta}{1 + 2\delta} + \left(2 + \frac{\alpha}{1 - \alpha}\right) \left(\frac{0.5 + \delta}{0.5 - \delta}\right)^{(n_2+1)\alpha/2} \cdot \frac{\sum_{k=0}^{\lfloor (n_2+1)\alpha/2 \rfloor} \binom{n_2 + 1}{k}}{2^{n_2+1}}.
\end{aligned}$$

Because $\alpha < 1$,

$$\frac{\sum_{k=0}^{\lfloor (n_2+1)\alpha/2 \rfloor} \binom{n_2+1}{k}}{2^{n_2+1}} \rightarrow 0 \quad \text{as } n_2 \rightarrow \infty;$$

this is due to the fact that

$$\frac{\sum_{k=0}^{n_2+1} \binom{n_2+1}{k}}{2^{n_2+1}} = 1$$

and that the standard deviation of $\text{Binom}(n_2, 0.5)$ is $\mathcal{O}(\sqrt{n_2})$, meaning that

$$\frac{\sum_{k=\lfloor (n_2+1)\alpha/2 \rfloor + 1}^{n_2+1} \binom{n_2+1}{k}}{2^{n_2+1}} \rightarrow 1.$$

Furthermore, as $\text{Binom}(n_2, 0.5)$ approaches a normal distribution as $n_2 \rightarrow \infty$ and $\Phi(-c\sqrt{n_2})$ is $\mathcal{O}(d^{-n_2})$ for some $d > 1$, for small enough δ ,

$$\left(\frac{0.5 + \delta}{0.5 - \delta}\right)^{(n_2+1)\alpha/2} \frac{\sum_{k=0}^{\lfloor (n_2+1)\alpha/2 \rfloor} \binom{n_2+1}{k}}{2^{n_2+1}} \rightarrow 0 \quad \text{as } n_2 \rightarrow \infty.$$

Thus, we can pick D and N such that for all $\delta < D$ and $n \geq N$,

$$\left(\frac{0.5 + \delta}{0.5 - \delta}\right)^{(n_2+1)\alpha/2} \frac{\sum_{k=0}^{\lfloor (n_2+1)\alpha/2 \rfloor} \binom{n_2+1}{k}}{2^{n_2+1}} \leq \epsilon/2,$$

noting that $n_2 = n/2$. Then, setting $\delta = \min\{\frac{\epsilon}{4\alpha-2\epsilon}, D\}$ and $\frac{2\alpha\delta}{1+2\delta} \leq \epsilon/2$ yields

$$\mathbb{P}\{M_E \geq m\} \leq 1 - \alpha + \epsilon/2 + \epsilon/2 = 1 - \alpha + \epsilon.$$

This says that the probability $\mathbb{P}\{M_E \geq m\}$ of the confidence interval containing the conditional median is at most $1 - \alpha + \epsilon$.

A.4 Proof of Theorem 4

We show that given ϵ there exists c, N , and $n_1 + n_2 = n$ for all $n > N$ such that running Algorithm 1 on $n > N$ datapoints from an arbitrary distribution P with regression function $\hat{\mu}_c$ and split sizes $n_1 + n_2 = n$ results in a finite confidence interval that contains the conditional median with probability at least $1 - \alpha/2 - \epsilon$.

For each x in the support of P , define $m(x) = \text{Median}(Y|X = x)$ and recall that $M = \max_{i \in \mathcal{I}_1} |Y_i|$. We begin with two lemmas.

Lemma A.7. For all $i \in \mathcal{I}_2$, $\mathbb{P}\{|Y_i| \leq M\} \geq 1 - \frac{1}{n_1+1}$.

Proof. This results from the fact that $|Y_i|$ is exchangeable with $|Y_j|$ for all $j \in \mathcal{I}_1$; thus, the probability that $|Y_i|$ is the unique maximum of the set $\{Y_j : j \in \mathcal{I}_1 \cup \{i\}\}$ is bounded above by $\frac{1}{n_1+1}$. Taking the complement yields the desired result. \square

Lemma A.8. For all $i \in \mathcal{I}_2 \cup \{n+1\}$, $\mathbb{P}\{|m(X_i)| \leq M\} \geq 1 - \frac{2}{n_1+1}$.

Proof. Note that $|m(X_i)|$ is exchangeable with $|m(X_j)|$ for all $j \in \mathcal{I}_1$. Letting $M_R = \#\{|m(X_j)| \geq |m(X_i)| : j \in \mathcal{I}_1\}$, exchangeability gives that the CDF of M_R is bounded below by the CDF of the uniform distribution over $\{0, 1, \dots, n_1\}$. For each $j \in \mathcal{I}_1$, the event $\{|Y_j| \geq |m(X_j)|\}$ occurs with probability at least $1/2$ by definition of the median; moreover, these events are mutually independent. Therefore, if we condition on M_R , we have that

$$\mathbb{P}\{|m(X_i)| > \max_{j \in \mathcal{I}_1} |Y_j| | M_R = k\} \leq \prod_{\substack{j \in \mathcal{I}_1 \\ |m(X_j)| \geq |m(X_i)|}} \mathbb{P}\{|Y_j| < |m(X_j)|\} \leq 2^{-k}.$$

Putting this together, we see that

$$\begin{aligned} \mathbb{P}\{|m(X_i)| > \max_{j \in \mathcal{I}_1} |Y_j|\} &= \sum_{k=0}^{n_1} \mathbb{P}\{M_R = k\} \mathbb{P}\{|m(X_i)| > \max_{j \in \mathcal{I}_1} |Y_j| | M_R = k\} \\ &\leq \sum_{k=0}^{n_1} \mathbb{P}\{M_R = k\} \frac{1}{2^k} \\ &\leq \frac{1}{n_1 + 1} \sum_{k=0}^{n_1} \frac{1}{2^k} \\ &\leq \frac{2}{n_1 + 1}. \end{aligned}$$

Taking the complement yields the desired result. \square

Let A be the event $\{|Y_i| \leq M \text{ for all } i \in \mathcal{I}_2 \text{ and } |m(X_i)| \leq M \text{ for all } i \in \mathcal{I}_2 \cup \{n+1\}\}$. By Lemmas A.7 and A.8, $\mathbb{P}\{A\} \geq 1 - \frac{3n_2 + 2}{n_1 + 1}$. Select $N = \left\lfloor \frac{12/\alpha + 10}{\epsilon} \right\rfloor + \lfloor 2/\alpha \rfloor + 1$, and for all $n > N$, set $n_2 = \lfloor 2/\alpha \rfloor + 1$ and $n_1 = n - n_2$. As a result, we have that $1/n_2 < \alpha/2$ and $\frac{3n_2 + 2}{n_1 + 1} < \epsilon/2$, so $\mathbb{P}\{A\} \geq 1 - \epsilon/2$.

Next, let B be the event $\{|\hat{\mu}_c(X_{i_1}) - \hat{\mu}_c(X_{i_2})| > 2M \text{ for all } i_1 \neq i_2 \in \mathcal{I}_2 \cup \{n+1\}\}$. Note that $\lim_{c \rightarrow \infty} \mathbb{P}\{B\} = 1$ by definition of $\hat{\mu}_c$. Select c such that $\mathbb{P}\{B\} \geq 1 - \epsilon/2$. By the union bound, $\mathbb{P}\{A \cap B\} \geq 1 - \epsilon$.

Lemma A.9. *On the event $A \cap B$, for all $i \in \mathcal{I}_2$,*

$$|m(X_i) - \hat{\mu}_c(X_i)| \geq |m(X_{n+1}) - \hat{\mu}_c(X_{n+1})| \quad \text{if and only if} \quad |Y_i - \hat{\mu}_c(X_i)| \geq |m(X_{n+1}) - \hat{\mu}_c(X_{n+1})|.$$

Proof. Notice that on the event $A \cap B$, $|m(X_i) - \hat{\mu}_c(X_i)|, |Y_i - \hat{\mu}_c(X_i)| \in [|\hat{\mu}_c(X_i)| - M, |\hat{\mu}_c(X_i)| + M]$. This holds because $|m(X_i)|, |Y_i| \leq M$ on the event A . Similarly, $|m(X_{n+1}) - \hat{\mu}_c(X_{n+1})| \in [|\hat{\mu}_c(X_{n+1})| - M, |\hat{\mu}_c(X_{n+1})| + M]$. These two intervals both have length $2M$, but their centers are at a distance greater than $2M$ on the event B , meaning that the intervals are disjoint. Therefore, $|m(X_i) - \hat{\mu}_c(X_i)| \geq |m(X_{n+1}) - \hat{\mu}_c(X_{n+1})|$ implies that all elements of the first interval are greater than all elements of the second, so $|Y_i - \hat{\mu}_c(X_i)| \geq |m(X_{n+1}) - \hat{\mu}_c(X_{n+1})|$; similarly, $|Y_i - \hat{\mu}_c(X_i)| \geq |m(X_{n+1}) - \hat{\mu}_c(X_{n+1})|$ also implies that all elements of the first interval are greater than all elements of the second, so $|m(X_i) - \hat{\mu}_c(X_i)| \geq |m(X_{n+1}) - \hat{\mu}_c(X_{n+1})|$. \square

Looking at Algorithm 1, we have that $m(X_{n+1}) \in \hat{C}_n(X_{n+1})$ if $|m(X_{n+1}) - \hat{\mu}_c(X_{n+1})| \leq Q_{1-\alpha/2}(E)$, where $E_i = |Y_i - \hat{\mu}_c(X_i)|$ for all $i \in \mathcal{I}_2$. Because $1/n_2 < \alpha/2$, $Q_{1-\alpha/2}(E)$ is finite and thus the confidence interval is bounded. By Lemma A.9, on the event $A \cap B$, $|m(X_{n+1}) - \hat{\mu}_c(X_{n+1})| \leq Q_{1-\alpha/2}(E)$ if and only if $|m(X_{n+1}) - \hat{\mu}_c(X_{n+1})| \leq Q_{1-\alpha/2}(F)$, where $F_i = |m(X_i) - \hat{\mu}_c(X_i)|$ for all $i \in \mathcal{I}_2$.

Define C to be the event $\{|m(X_{n+1}) - \hat{\mu}_c(X_{n+1})| \leq Q_{1-\alpha/2}(F)\}$. We have just shown that on the event $A \cap B \cap C$, we have $m(X_{n+1}) \in \hat{C}_n(X_{n+1})$. Additionally, because the elements of $\{|m(X_i) - \hat{\mu}_c(X_i)| : i \in \mathcal{I}_2 \cup \{n+1\}\}$ are exchangeable, we have that $\mathbb{P}\{C\} \geq 1 - \alpha/2$. Then, by the union bound,

$$\mathbb{P}\{m(X_{n+1}) \in \hat{C}_n(X_{n+1})\} \geq \mathbb{P}\{A \cap B \cap C\} \geq 1 - \alpha/2 - \epsilon,$$

proving the desired result.

B Additional Results

B.1 Impossibility of Capturing the Distribution Mean

Instead of proving the impossibility of capturing the conditional mean of a distribution, we prove a more general result: we show that there does not exist an algorithm to capture the mean of a distribution $Y \sim P$ given no assumptions about P . This is a more general form of our result because if we set $X \perp\!\!\!\perp Y$ in $(X, Y) \sim P$, then $\mathbb{E}[Y|X] = \mathbb{E}[Y]$, meaning that the impossibility of capturing the mean results in the conditional mean being impossible to capture as well.

Consider an algorithm \hat{C}_n that, given i.i.d. samples $Y_1, \dots, Y_n \sim P$, returns a (possibly randomized) confidence interval $\hat{C}_n(\mathcal{D})$, $\mathcal{D} = \{Y_i, 1 \leq i \leq n\}$, with length bounded by some function of P that captures $\mathbb{E}[Y]$ with probability at least $1 - \alpha$, i.e. $\mathbb{P}\{\mathbb{E}[Y] \in \hat{C}_n(\mathcal{D})\} \geq 1 - \alpha$. Pick $a > \alpha$, with $a < 1$. Consider a distribution P where for $Y \sim P$, $\mathbb{P}\{Y = 0\} = a^{1/n}$ and $\mathbb{P}\{Y = u\} = 1 - a^{1/n}$ for some u . Then for $Y_1, \dots, Y_n \sim P$, $\mathbb{P}\{Y_1 = \dots = Y_n = 0\} \geq a$. Consider $\hat{C}_n(\{0, \dots, 0\})$; by our assumption on \hat{C}_n , there must exist some $m \in \mathbb{R}$ for which $\mathbb{P}\{m \in \hat{C}_n(\{0, \dots, 0\})\} < 1 - \alpha/a$. Then, setting $u = \frac{m}{1-a^{1/n}}$ yields $\mathbb{E}[Y] = m$. With probability a , $\hat{C}_n(\mathcal{D}) = \hat{C}_n(\{0, \dots, 0\})$, so

$$\mathbb{P}\{\mathbb{E}[Y] = m \notin \hat{C}_n(\mathcal{D})\} > a \cdot \frac{\alpha}{a} = \alpha.$$

This implies that $\mathbb{P}\{\mathbb{E}[Y] \in \hat{C}_n(\mathcal{D})\} < 1 - \alpha$ as desired, completing the proof.

B.2 Capturing the Distribution Median

Algorithm 3: Confidence Interval for Median(Y) with Coverage $1 - \alpha$

Input:

Number of i.i.d. datapoints $n \in \mathbb{N}$.
 Datapoints $Y_1, \dots, Y_n \sim P \subseteq \mathbb{R}$.
 Coverage level $1 - \alpha \in (0, 1)$.

Process:

Order the Y_i as $Y_{(1)} \leq \dots \leq Y_{(n)}$.
 Calculate the largest $k \geq 0$ such that for $X \sim \text{Binom}(n, 0.5)$, we have $\mathbb{P}\{X < k\} \leq \alpha/2$.

Output:

Confidence interval $\hat{C}_n = [Y_{(k)}, Y_{(n+1-k)}]$ for Median(Y).
 (Note that $Y_{(0)} = -\infty$ and $Y_{(n+1)} = \infty$)

We now show that Algorithm 3 captures the median of P with probability at least $1 - \alpha$. Let $m = \text{Median}(P)$, let $M^{\text{lo}} = \#\{Y_i \leq m : 1 \leq i \leq n\}$ be the number of Y_i at most m , and let $M^{\text{hi}} = \#\{Y_i \geq m : 1 \leq i \leq n\}$ be the number of Y_i at least m . Note that by the definition of m , we have that for all i , $\mathbb{P}\{Y_i \leq m\} \geq 0.5$, and $\mathbb{P}\{Y_i \geq m\} \geq 0.5$ as well. Additionally, the events $\{Y_i \leq m\}$ are mutually independent for all i , as are the events $\{Y_i \geq m\}$. This implies that both M^{lo} and M^{hi} follow a $\text{Binom}(n, 0.5)$ distribution.

Since $\hat{C}_n = [Y_{(k)}, Y_{(n+1-k)}]$, we have that $m \in \hat{C}_n$ if and only if $M^{\text{lo}} \geq k$ and $M^{\text{hi}} \geq k$. Then,

$$\begin{aligned} \mathbb{P}\{m \in \hat{C}_n\} &= \mathbb{P}\{M^{\text{lo}} \geq k \text{ and } M^{\text{hi}} \geq k\} \\ &= 1 - \mathbb{P}\{M^{\text{lo}} < k \text{ or } M^{\text{hi}} < k\} \\ &\geq 1 - (\mathbb{P}\{M^{\text{lo}} < k\} + \mathbb{P}\{M^{\text{hi}} < k\}) \\ &\geq 1 - (\alpha/2 + \alpha/2) \\ &= 1 - \alpha. \end{aligned}$$