

C11Tester: A Race Detector for C/C++ Atomics

Technical Report

Weiyu Luo

University of California, Irvine
Irvine, California, USA
weiyul7@uci.edu

Brian Demsky

University of California, Irvine
Irvine, California, USA
bdemsky@uci.edu

ABSTRACT

Writing correct concurrent code that uses atomics under the C/C++ memory model is extremely difficult. We present C11Tester, a race detector for the C/C++ memory model that can explore executions in a larger fragment of the C/C++ memory model than previous race detector tools. Relative to previous work, C11Tester’s larger fragment includes behaviors that are exhibited by ARM processors. C11Tester uses a new constraint-based algorithm to implement modification order that is optimized to allow C11Tester to make decisions in terms of application-visible behaviors. We evaluate C11Tester on several benchmark applications, and compare C11Tester’s performance to both tsan11rec, the state of the art tool that controls scheduling for C/C++; and tsan11, the state of the art tool that does not control scheduling.

1 INTRODUCTION

The C/C++11 standards added a weak memory model with support for low-level atomics operations [11, 34] that allows experts to craft efficient concurrent data structures that scale better or provide stronger liveness guarantees than lock-based data structures. The potential benefits of atomics can lure both experts and novice developers to use them. However, writing correct concurrent code using these atomics operations is extremely difficult.

Simply executing concurrent code is not an effective approach to testing. Exposing concurrency bugs often requires executing a specific path that might only occur when the program is heavily loaded during deployment, executed on a specific processor, or compiled with a specific compiler. Some prior work helps record and replay buggy executions [45]. Debuggers like Symbiosis [43] and Cortex [44] focus on sequential consistency and test programs by modifying thread scheduling of given initial executions. However, both the thread scheduling and relaxed behavior of C/C++ atomics are sources of nondeterminism in a C/C++ programs that use atomics. Thus, it is necessary to develop tools to help test for concurrency bugs. We present the C11Tester tool for testing C/C++ programs that use atomics.

Figure 1 presents an overview of the C11Tester system. C11Tester is implemented as a dynamically linked library together with an LLVM compiler pass, which instruments atomic operations, non-atomic accesses to shared memory locations, and fence operations with function calls into the C11Tester dynamic library. The C++ and pthread library functions are overridden by the C11Tester library—C11Tester implements its own threading library using fibers to precisely control the scheduling of each thread. The C11Tester library implements a race detector and C11Tester reports any races or assertion violations that it discovers.

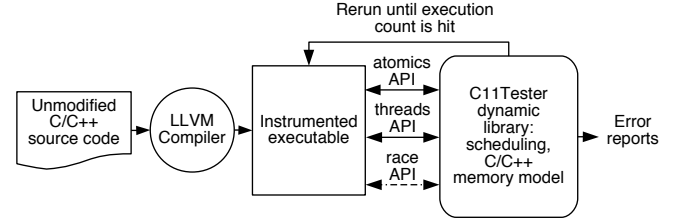


Figure 1: C11Tester system overview

The C/C++ memory model defines the *modification order* relation to totally order all atomic stores to a memory location. This relation captures the notion of cache coherence. The modification order is not directly observable by the program execution — it is only observed indirectly through its effects on program visible behaviors such as the values returned by loads. Under the C/C++ memory model, modification order cannot be extended to be a total order over all stores that is consistent with the happens-before relation.

This paper presents a new technique for scaling a constraint-based treatment of the modification order relation to long executions. *This technique allows C11Tester to support a larger fragment of the C/C++ memory model than previous race detectors.* In particular, this technique can handle the full range of modification orders that are permitted by the C/C++ memory model.

Constraint-based modification order delays decisions about the modification order until the decisions have observable effects on the program’s behavior. For example, when an algorithm decides which store a load will read from, C11Tester adds the corresponding constraints to the modification order. This approach allows testing algorithms to focus on program visible behaviors such as the value a load reads and does not require them to eagerly decide the modification order.

Fibers provide a more efficient means to control thread schedules than kernel threads. However, C/C++ programs commonly make use of thread local storage (TLS) and fibers do not directly support TLS. This paper presents a new technique, thread context borrowing, that allows fiber-based scheduling to support thread local storage without incurring dependencies on TLS implementation details that can vary across different library versions.

1.1 Comparison to Prior Work on Testing C/C++11

Prior work on data race detectors for C/C++11 such as tsan11 [40] and tsan11rec [41] require $hb \cup rf \cup mo \cup sc$ be acyclic and thus miss potentially bug-revealing executions that both are allowed

by the C/C++ memory model and can be produced by mainstream hardware including ARM processors. We have found examples of bugs that C11Tester can detect but tsan11 and tsan11rec miss due to the set of $hb \cup rf$ edges orders writes in the modification order.

C11Tester's constraint-based approach to modification order supports a larger fragment of the C/C++ memory model than tsan11 and tsan11rec. C11Tester adds minor constraints to the C/C++ memory model to forbid out-of-thin-air (OTA) executions for relaxed atomics. Furthermore, these constraints appear to incur minimal overheads on existing ARM processors [49] while x86 and PowerPC processors already implement these constraints.

1.2 Contributions

This paper makes the following contributions:

- **Scalable Concurrency Testing Tool:** It presents a tool for the C/C++ memory model that can test full programs.
- **Supports a Larger Fragment of the C/C++ Memory Model:** It presents a tool that supports a larger fragment of the C/C++ memory model than previous tools.
- **Constraint-Based Modification Order:** The modification order relation is not directly visible to the application, instead it constrains the behaviors of visible relations such as the reads-from relation. Eagerly selecting the modification order limits the choices of stores that a load can read from and thus limits the information available to algorithms. We develop a scalable constraint-based approach to modeling the modification order relation that allows algorithms to ignore the modification order relation and focus on program visible behaviors.
- **Support for Limiting Memory Usage:** The size of the C/C++ execution graph and execution trace grows as the program executes and thus limits the length of executions that a testing tool can support. Naively freeing portions of the graph can cause a tool to produce executions that are forbidden by the memory model. We present techniques that can limit the memory usage of C11Tester while ensuring that C11Tester only produces executions that are allowed by the C/C++ memory model.
- **Fiber-based Support for Thread Local Storage:** Fibers are the most efficient way to control the scheduling of the application under test, but supporting thread local storage with fibers is problematic. We develop a novel approach for borrowing the context of a kernel thread to support thread local storage.
- **Evaluation:** We evaluate C11Tester on several applications and compare against both tsan11 and tsan11rec. We show that C11Tester can find bugs that tsan11 and tsan11rec miss. We present a performance comparison with both tsan11 and tsan11rec.

2 C/C++ ATOMICS

In this section, we present general background on the C/C++ memory model and then discuss the fragment of the C/C++ memory model that C11Tester supports. The C and C++ standards were extended in 2011 to include a weak memory model that provides precise guarantees about the behavior of both the compiler and the

underlying processor. The standards divide memory locations into two types: normal types, which are accessed using normal memory primitives; and atomic types, which are accessed using atomic memory primitives. The standards forbid data races on normal memory types and allow arbitrary accesses to atomic memory types. Accesses to atomic memory types have an optional `memory_order` argument that explicitly specifies the ordering constraints. Any operation on an atomic object will have one of six *memory orders*, each of which falls into one or more of the following categories. Like all other tools for the C/C++ memory model, compilers, and work on formalization to our knowledge, C11Tester does not support the consume memory order and thus we omit consume in our presentation.

seq-cst: `memory_order_seq_cst` – strongest memory ordering, there exists a total order of all operations with this memory ordering. Loads that are `seq_cst` either read from the last store in the `seq_cst` order or from some store that is not part of `seq_cst` total order.

release: `memory_order_release`, `memory_order_acq_rel`, and `memory_order_seq_cst` – when a load-acquire reads from a store-release, it establishes a happens-before relation between the store and the load. Release sequences generalize this notion to allow intervening RMW operations to not break synchronization.

acquire: `memory_order_acquire`, `memory_order_acq_rel`, and `memory_order_seq_cst` – may form release/acquire synchronization.

relaxed: `memory_order_relaxed` – weakest memory ordering. The only constraints for relaxed memory operations are a per-location total order, the modification order, that is equivalent to cache coherence.

The C/C++ memory model expresses program behavior in the form of binary relations or orderings. We briefly summarize the relations:

- **Sequenced-Before:** The evaluation order within a program establishes an intra-thread *sequenced-before* (*sb*) relation—a strict preorder of the atomic operations over the execution of a single thread.
- **Reads-From:** The *reads-from* (*rf*) relation consists of store-load pairs (X, Y) such that Y takes its value from X . In the C/C++ memory model, this relation is non-trivial, as a given load operation may read from one of many potential stores in the execution.
- **Synchronizes-With:** The *synchronizes-with* (*sw*) relation captures the synchronization that occurs when certain atomic operations interact across threads.
- **Happens-Before:** In the absence of memory operations with the consume memory ordering, the *happens-before* (*hb*) relation is the transitive closure of the union of the *sequenced-before* and the *synchronizes-with* relations.
- **Sequentially Consistent:** All operations that declare the `memory_order_seq_cst` memory order have a total ordering (*sc*) in the program execution.
- **Modification Order:** Each atomic object in a program has an associated *modification order* (*mo*)—a total order of all

stores to that object—which informally represents an ordering in which those stores may be observed by the rest of the program.

2.1 Example

To explore some of the key concepts of the memory-ordering operations provided by the C/C++ memory model, consider the example in Figure 2, assuming that two independent threads execute the methods `threadA()` and `threadB()`. This example uses the C++ syntax for atomics; shared, concurrently-accessed variables are given an atomic type, whose loads and stores are marked with an explicit `memory_order` governing their inter-thread ordering and visibility properties. In the example, the memory operations are specified to have the relaxed memory ordering, which is the weakest ordering in the C/C++ memory model and allows memory operations to different locations to be reordered.

In this example, a few simple interleavings of `threadA()` and `threadB()` show that we may see executions in which $\{r1 = r2 = 0\}$, $\{r1 = r2 = 1\}$, or $\{r1 = 0 \wedge r2 = 1\}$, but it is somewhat counter-intuitive that we may also see $\{r1 = 1 \wedge r2 = 0\}$, in which the first load statement sees the second store but the second load statement does not see the first store. While this latter behavior cannot occur under a sequentially-consistent execution of this program, it is, in fact, allowed by the relaxed memory ordering used in the example (and achieved by compiler or processor reorderings).

Now, consider a modification of the same example, where the store and load on variable `y` (Line 5 and Line 8) now use `memory_order_release` and `memory_order_acquire`, respectively, so that when the load-acquire reads from the store-release, they form a release/acquire synchronization pair. Then in any execution where $r1 = 1$ and thus the load-acquire statement (Line 8) reads from the store-release statement (Line 5), the synchronization between the store-release and the load-acquire forms an ordering between `threadB()` and `threadA()`—particularly, that the actions in `threadB()` after the acquire must observe the effects of the actions in `threadA()` before the release. In the terminology of the C/C++ memory model, we say that all actions in `threadA()` sequenced before the release happen before all actions in `threadB()` sequenced after the acquire.

So when $r1 = 1$, `threadB()` must see $r2 = 1$. In summary, this modified example allows only three of the four previously-described behaviors: $\{r1 = r2 = 0\}$, $\{r1 = r2 = 1\}$, and $\{r1 = 0 \wedge r2 = 1\}$.

```

1 atomic<int> x(0), y(0);
2
3 void threadA() {
4     x.store(1, memory_order_relaxed);
5     y.store(1, memory_order_relaxed);
6 }
7 void threadB() {
8     int r1 = y.load(memory_order_relaxed);
9     int r2 = x.load(memory_order_relaxed);
10    printf("r1 = %d\n", r1);
11    printf("r2 = %d\n", r2);
12 }
```

Figure 2: A Variant of Message Passing in C++

2.2 C11Tester’s C/C++ Memory Model Fragment

We next describe the fragment of the C/C++ memory model that C11Tester supports. Our memory model has the following changes based on the formalization of Batty *et al.* [10]:

1) **Use the C/C++20 release sequence definition:** Since the original C/C++11 memory model, the definition of release sequences has been weakened [17]. This change is part of the C/C++20 standard [1]. C11Tester uses the newly weakened definition. The new definition of release sequences does not allow `memory_order_relaxed` stores by the thread that originally performed the `memory_order_release` store that heads the release sequence to appear in the release sequence.

2) **Add $hb \cup sc \cup rf$ is acyclic:** Supporting load buffering or out-of-thin-air executions is extremely difficult and the existing approaches introduce high overheads in dynamic tools [20, 47, 48]. Thus, we prohibit out-of-thin-air executions with a similar assumption made by much work on the C/C++ memory model — we add the constraint that the union of happens-before, sequential consistency, and reads-from relations, *i.e.*, $hb \cup sc \cup rf$, is acyclic [59].¹ This feature of the C/C++ memory model is known to be generally problematic and similar solutions have been proposed to fix the C/C++ memory model [13, 15, 16, 49].

3) **Strengthen consume atomics to acquire:** No compilers support the consume access mode. Instead, all compilers strengthen consume atomics to acquire.

We formalize the above changes in Section A.1 of the Appendix. Our fragment of the C/C++ memory model is larger than that of `tsan11` and `tsan11rec` [40, 41]. The `tsan11` and `tsan11rec` tools add a very strong restriction to the C/C++ memory model that requires that $hb \cup sc \cup rf \cup mo$ be acyclic.

3 C11TESTER OVERVIEW

We present our algorithm in this section. In our presentation, we adapt some terminology and symbols from stateless model checking [29]. We denote the initial state with s_0 . We associate every state transition t taken by thread p with the dynamic operation that affected the transition. We use $enabled(s)$ to denote the set of all threads that are enabled in state s (threads can be disabled when waiting on a mutex, condition variable, or when completed). We say that $next(s, p)$ is the next transition in thread p at state s .

```

1: procedure EXPLORE
2:    $s := s_0$ 
3:   while  $enabled(s)$  is not empty do
4:     Select  $p$  from  $enabled(s)$ 
5:      $t := next(s, p)$ 
6:      $behaviors(t) := \{\text{Initial behaviors}\}$ 
7:     Select a behavior  $b$  from  $behaviors(t)$ 
8:      $s := Execute(s, t, b)$ 
9:   end while
10: end procedure
```

Figure 3: Pseudocode for C11Tester’s Algorithm

¹The C/C++11 memory model already requires that $hb \cup sc$ is acyclic.

```

1 atomic<int> x(0);
2
3 void threadA() {
4     x.store(1, memory_order_relaxed);
5     x.store(2, memory_order_relaxed);
6 }
7 void threadB() {
8     r1 = x.load(memory_order_relaxed);
9 }

```

Figure 4: Bias of a Purely Randomized Algorithm

Figure 3 presents pseudocode for C11Tester’s exploration algorithm. C11Tester calls EXPLORE multiple times—each time generates one program execution. Recall from Section 2 that the thread schedule does not uniquely define the behavior of C/C++ atomics. Therefore, we split the exploration into two components: (1) selecting the next thread to execute and (2) selecting the behavior of that thread’s next operation. C11Tester has a pluggable framework for testing algorithms—C11Tester generates a set of legal choices for the next thread and behavior, and then the plugin selects the next thread and behavior. The default plugin implements a random strategy.

Scheduling. Thread scheduling decisions are made at each atomic operation, threading operation, or synchronization operation (such as locking a mutex). Every time a thread finishes a visible operation, the next thread to execute is randomly selected from the set of enabled threads. However, when a thread performs several consecutive stores with memory order release or relaxed, the scheduler executes these stores consecutively without interruption from other threads. Executing these stores consecutively does not limit the set of possible executions and provides C11Tester with more stores to select from when deciding which store a load should read from. This decision also reduces bias in comparison to a purely randomized algorithm.

For example, in Figure 4, under a purely randomized algorithm, the probability that $r1 = 1$ is much greater than that of $r1 = 2$, because in order for $r1 = 2$, the scheduler must schedule threadA() twice before threadB() is scheduled. However, under C11Tester’s strategy, once threadA is scheduled to run, both stores at line 4 and line 5 will be performed consecutively. So when the load is encountered, the *may-read-from* set (defined in the paragraphs below) either only contains the initial store at line 1 or contains all three stores. Thus, $r1$ is equally likely to read 1 or 2.

Transition Behaviors. The source of multiple behaviors for a given schedule arises from the reads-from relation—in C/C++, loads can read from stores besides just the “last” store to an atomic object.

We use the concept of a *may-read-from* set, which is an overapproximation of the stores that a given atomic load may read from that just considers constraints from the happens-before relation. The *may-read-from* set for a load Y is constructed as:

$$\text{may-read-from}(Y) = \{X \in \text{stores}(Y) \mid \neg(Y \xrightarrow{hb} X) \wedge (\nexists Z \in \text{stores}(Y) . X \xrightarrow{hb} Z \xrightarrow{hb} Y)\},$$

where $\text{stores}(Y)$ denotes the set of all stores to the same object from which Y reads. C11Tester selects a store from the *may-read-from* set. C11Tester then checks that establishing this *rf* relation does not

violate constraints imposed by the modification order, as described in Section 4. If the given selection is not allowed, C11Tester repeats the selection process. C11Tester delays the modification order check until after a selection is made to optimize for performance.

4 MEMORY MODEL SUPPORT

In this section, we present how C11Tester efficiently supports key aspects of the C/C++ memory model.

CDSChecker [47] initially introduced the technique of using a constraint-based treatment of modification order to remove redundancy from the search space it explores. There are essentially two types of constraints on the modification order: (1) that a store s_A is modification ordered before a store s_B and (2) that a store s_A immediately precedes an RMW r_B in the modification order.

CDSChecker models these constraints using a *modification order graph*. Two types of edges correspond to these two types of constraints. Edges only exist between two nodes if they both represent memory accesses to the same location. There is a cycle in the modification order graph if and only if the graph corresponds to an unsatisfiable set of constraints. Otherwise, a topological sort of the graph (with the additional constraint that an RMW node immediately follows the store that it reads from) yields a modification order that is consistent with the observed program behavior. CDSChecker used depth first search to check for cycles in the graph. CDSChecker would add edges to the modification order graph to determine whether a given reads-from edge was plausible — if the edge made the set of constraints unsatisfiable, CDSChecker would rollback the changes that the edge made to the graph.

This approach works well for model checking where the graphs are small—the fundamental scalability limits of model checking ensure that the executions always contain a very small number of stores. *This approach is infeasible when executions (and thus the modification order graphs) can contain millions of atomic stores, because the graph traversals become extremely expensive.*

4.1 Modification Order Graph

We next describe the modification order graph in more detail. We represent modification order (*mo*) as a set of constraints, built as a constraint graph, namely the modification order graph (*mo-graph*). A node in the *mo-graph* represents a single store or RMW in the execution. There are two types of edges in the graph. An *mo* edge from node A to node B represents the constraint $A \xrightarrow{mo} B$. A *rmw* edge from node A to node B represents the constraint that A must immediately precede B or formally that: $A \xrightarrow{mo} B$ and $\forall C.C \neq A \wedge C \neq B \Rightarrow (A \xrightarrow{mo} C \Rightarrow B \xrightarrow{mo} C) \wedge (C \xrightarrow{mo} B \Rightarrow C \xrightarrow{mo} A)$.

C11Tester must only ensure that there exists some *mo* that satisfies the set of constraints, or equivalently an acyclic *mo-graph*. C11Tester dynamically adds edges to *mo-graph* when new *rf* and *hb* relations are formed. We briefly summarize the properties of *mo* as implications [47] in Figure 5. C11Tester maintains a per-thread list of atomic memory accesses to each memory location. Whenever a new atomic load or store is executed, C11Tester uses this list to evaluate the implications in Figure 5 as well as additional implications for fences.

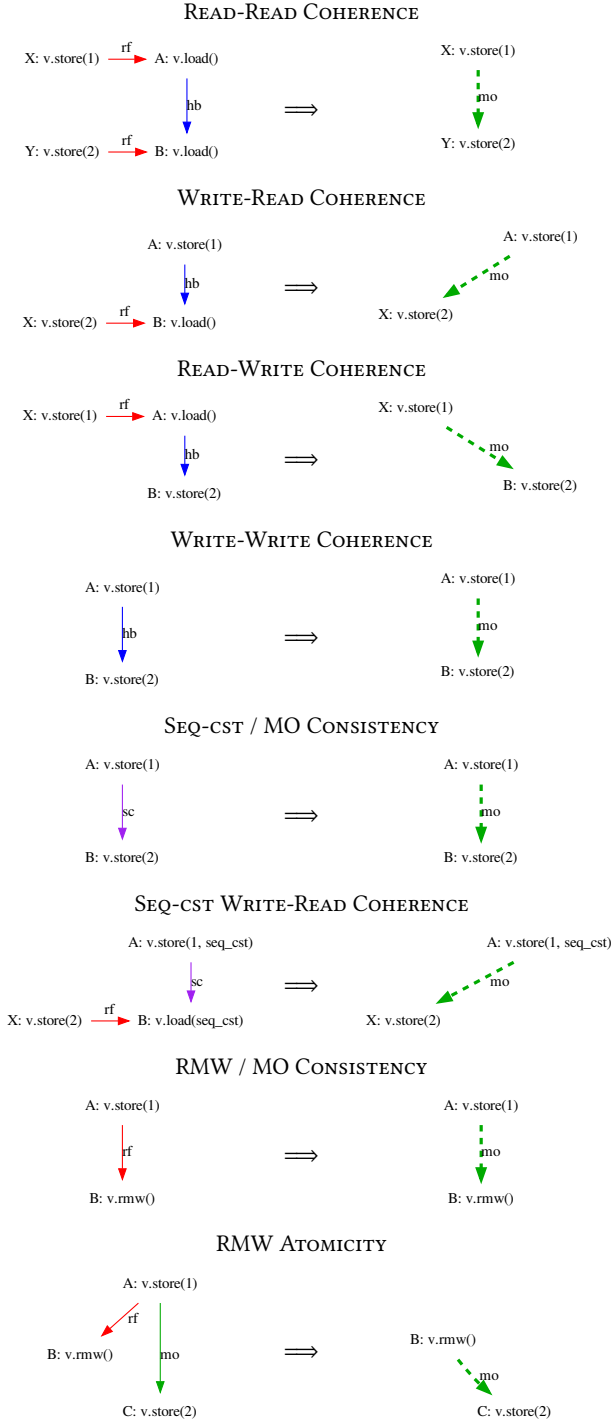


Figure 5: Modification order implications. On the left side of each implication, A, B, C, X, and Y must be distinct.

4.2 Clock Vectors

Due to the high cost of graph traversals for large graphs, graph traversals are not a feasible implementation approach for C11Tester. We next describe how we adapt clock vectors [39] to efficiently compute reachability in the *mo-graph* and scale the constraint-based modification order approach to large executions. We associate a clock vector with each node in the *mo-graph*. *It is important to note that our use of clock vectors in the mo-graph is not to track the happens-before relation. Instead we use clock vectors to efficiently compute reachability between nodes in the mo-graph. Thus, our mo-graph clock vectors model a partial order that contains the current set of ordering constraints on the modification order.*

Each event E^2 in C11Tester has a unique sequence number s_E . Sequence numbers are a global counter of events across all threads, which is incremented by one at each event. We denote the thread that executed E as t_E . Each node in the *mo-graph* represents an atomic store. The initial *mo-graph* clock vector \perp_{CV_A} associated with the node representing an atomic store A , the union operator \cup , and the comparison operator \leq for *mo-graph* clock vectors are defined as follows:

$$\begin{aligned} \perp_{CV_A} &= \lambda t. \text{ if } t == t_A \text{ then } s_A \text{ else } 0, \\ CV_1 \cup CV_2 &\triangleq \lambda t. \max(CV_1(t), CV_2(t)), \\ CV_1 \leq CV_2 &\triangleq \forall t. CV_1(t) \leq CV_2(t). \end{aligned}$$

Note that two mo-graph clock vectors can only be compared if their associated nodes represent atomic stores to the same memory location.

The *mo-graph* clock vectors are updated when new *mo* relations are formed. For example, if $A \xrightarrow{mo} B$ is a newly formed *mo* relation, then the node B 's *mo-graph* clock vector is merged with that of node A , i.e., $CV_B := CV_A \cup CV_B$. If CV_B is updated by this merge, the change in CV_B must be propagated to all nodes reachable from B using the union operator.

Figure 6 presents pseudocode for updating the modification order graph. The MERGE procedure merges the *mo-graph* clock vector of the src node into the dst node and returns true if the dst *mo-graph* clock vector changed. The ADDEGE procedure adds a new modification order edge to the graph. It first compares *mo-graph* clock vectors to check if the edge is redundant and if so drops the edge update. Recall that RMW operations are ordered immediately after the stores that they read from. To implement this, ADDEGE checks to see if the from node has a rmw edge, and if so, follows the rmw edge. ADDEGE finally adds the relevant edge, and then propagates any changes in the *mo-graph* clock vectors. The ADDRMWEDGE procedure has two parameters, where the rmw node reads from the from node. It first adds an rmw edge and then migrates any outgoing edges from the source of the edge to the rmw node. Finally, it calls the ADDEGE procedure to add a normal modification order edge and to propagate *mo-graph* clock vector changes.

Figure 7 presents pseudocode for the helper method ADDEGES that adds a set of edges to the *mo-graph*. The parameter *set* is a set of atomic stores or RMWs, and *S* is an atomic store or RMW. The GetNode method converts an atomic action to the corresponding node in the *mo-graph*. If such node does not exist yet, then the method will create a new node in the *mo-graph*.

²Events in each thread consist of atomic operations, thread creation and join, mutex lock and unlock, and other synchronization operations.

```

1: procedure MERGE(Node dst, Node src)
2:   if src.cv ≤ dst.cv then
3:     return false
4:   end if
5:   dst.cv := dst.cv ∪ src.cv
6:   return true
7: end procedure
8:
9: procedure ADDEGE(Node from, Node to)
10:  mustAddEdge := (from.rmw == to ∨ from.tid == to.tid)
11:  if from.cv ≤ to.cv ∧ ¬ mustAddEdge then
12:    return
13:  end if
14:  while from.rmw ≠ null do
15:    next := from.rmw
16:    if next == to then
17:      break
18:    end if
19:    from := next
20:  end while
21:  from.edges := from.edges ∪ to
22:  if MERGE(to, from) then
23:    Q := { to }
24:    while Q is not empty do
25:      node := remove item from Q
26:      for each dst in node.edges do
27:        if MERGE(dst, node) then
28:          Q := Q ∪ dst
29:        end if
30:      end for
31:    end while
32:  end if
33: end procedure
34:
35: procedure ADDRMWEDGE(Node from, Node rmw)
36:  from.rmw := rmw
37:  for each dst in from.edges do
38:    if dst ≠ rmw then
39:      rmw.edges := rmw.edges ∪ dst
40:    end if
41:  end for
42:  from.edges := ∅
43:  ADDEGE(from, rmw)
44: end procedure

```

Figure 6: Pseudocode for Updating *mo-graph*

```

1: procedure ADDEGES(set, S)
2:  nS := GetNode(S)
3:  for each e in set do
4:    ne := GetNode(e)
5:    ADDEGE(ne, nS)
6:  end for
7: end procedure

```

Figure 7: Helper method for adding a set of edges to the *mo-graph*

Theorem 1 guarantees the soundness of our use of *mo-graph* clock vectors. We present the theorem and its proof in Section 5. This theorem states that we can solely rely on *mo-graph* clock vectors to compute reachability between nodes in *mo-graph*.

4.3 Eliminating Rollback in *Mo-graph*

Prior work on constraint-based modification order utilized rollback when it was determined that a given reads-from relation was not feasible [47, 48]. C11Tester may also hit such infeasible executions because the *may-read-from* set defined in Section 3 is an overapproximation of the set of stores that a load can read from. To determine precisely whether a load can read from a store, a naive approach is to add edges to the *mo-graph* and then utilize rollback if adding these edges introduces cycles in the *mo-graph*. However, the addition of clock vectors and clock vector propagation makes rollback much more expensive. It is thus critical that C11Tester avoids the need for rollback. We now discuss how C11Tester avoids rollback.

The *mo-graph* is updated whenever a new atomic store, atomic load, or atomic RMW is encountered. Processing a new atomic store, atomic load, or atomic RMW can potentially add multiple edges to the *mo-graph*. We next analyze each case to understand how to avoid rollback:

- **Atomic Store:** Since an atomic load can only read from past stores, a newly created store node in *mo-graph* has no outgoing edges. By the properties of *mo*, only incoming edges from other nodes to this new node will be created. Hence, a new store node cannot introduce any cycles.
- **Atomic Load:** Consider a new atomic load Y that reads from a store X_0 . Forming a new *rf* relation may only cause edges to be created from other nodes to the node representing the store X_0 . We denote this set of "other nodes" as $ReadPriorSet(X_0)$ and compute it using the $READPRIORSET$ procedure in Figure 13. Lines 6, 7, and 8 in the $READPRIORSET$ procedure consider statements 5, 4, and 6 in Section 29.3 of the C++11 standard. Line 9 in the procedure considers write-read and read-read coherences. Therefore, the set returned by the $READPRIORSET$ procedure captures the set of stores from where new *mo* relations are to be formed if the *rf* relation is established. Before forming the *rf* relation, C11Tester checks whether any node in $ReadPriorSet(X_0)$ is reachable from X_0 . If so, then having load Y read from store X_0 will introduce a cycle in the *mo-graph*, so we discard X_0 and try another store. While it is possible for a cycle to contain two or more edges in the set of newly created edges, this also implies that there is a cycle with one edge (since all edges have the same destination).
- **Atomic RMWs:** An atomic RMW is similar to both a load and store, but with the constraint that it must be immediately modification ordered after the store it reads from. We implement this by moving modification order edges from the store it reads from to the RMW. Thus, the same checks used by the load suffice to check for cycles for atomic RMWs.

Thus, C11Tester first computes a set of edges that reading from a given store would add to the *mo-graph*. Then for each edge, it checks the *mo-graph* clock vectors to see if the destination of the edge can reach the source of the edge. If none of the edges would create a cycle, it adds all of the edges to the *mo-graph* using the $ADDEGE$ and $ADDRMWEDGE$ procedures.

5 CORRECTNESS OF MO-GRAPH

To prove the correctness of *mo-graphs*, we first prove three Lemmas and then prove Theorem 1. Lemma 1 and Lemma 2 characterize some important properties of *mo-graph* clock vectors. Lemma 3 proves one direction in Theorem 1. *Mo-graph* clock vectors are simply referred to as clock vectors in the following context.

LEMMA 1. Let $C_0 \xrightarrow{mo} C_1 \xrightarrow{mo} \dots \xrightarrow{mo} C_n$ be a path in a modification order graph G , such that $CV_{C_0} \leq \dots \leq CV_{C_n}$. Then if any new edge E is added to G using procedures in Figure 6, it holds that

$$CV'_{C_0} \leq \dots \leq CV'_{C_n} \quad (5.1)$$

for the updated clock vectors. We define $CV'_{C_i} := CV_{C_i}$ if the values of CV_{C_i} are not actually updated.

PROOF. To simplify notation, we define $CV_i := CV_{C_i}$ for all $i \in \{0, \dots, n\}$. Let's first consider the case where no *rmw* edge is added, i.e., the *ADD RMW EDGE* procedure is not called.

By the definition of the union operator, each slot in clock vectors is monotonically increasing when the *MERGE* procedure is called. By the structure of procedure *ADD EDGE*'s algorithm, a node X is added to Q if and only if this node's clock vector is updated by the *MERGE* procedure.

Let's assume that adding the new edge E updates any of CV_0, \dots, CV_n . Otherwise, it is trivial. Let i be the smallest integer in $\{0, \dots, n\}$ such that CV_i is updated. Then $CV'_k = CV_k$ for all $k \in I := \{0, \dots, i-1\}$, and we have

$$CV'_0 \leq \dots \leq CV'_i. \quad (5.2)$$

If $i = 0$, then we take $I = \emptyset$. There are two cases.

Case 1: Suppose $CV'_i \leq CV_j$ for some $j \in \{i+1, \dots, n\}$, let j_0 be the smallest such integer. Then $CV'_k = CV_k$ for all $k \in \{j_0, \dots, n\}$, as nodes $\{C_{j_0}, \dots, C_n\}$ will not be added to Q in the *ADD EDGE* procedure, and it holds trivially that

$$CV'_{j_0} \leq \dots \leq CV'_n. \quad (5.3)$$

By line 14 to line 24 in the *ADD EDGE* procedure, we have

$$CV'_k = CV_k \cup CV'_{k-1}, \quad (5.4)$$

for all $k \in S := \{i+1, \dots, j_0-1\}$. If j_0 happens to be $i+1$, then take $S = \emptyset$. And we have for all $k \in S$, $CV'_{k-1} \leq CV'_k$. Then combining with inequality (5.2), we have

$$CV'_0 \leq \dots \leq CV'_i \leq \dots \leq CV'_{j_0-1}.$$

Together with inequality (5.3), we only need to show that $CV'_{j_0-1} \leq CV'_{j_0}$ to complete the proof.

If $j_0 = i+1$, then we are done, because by assumption $CV'_i \leq CV_{j_0} = CV'_{j_0}$. If $j_0 > i+1$, then $CV'_i \leq CV_{j_0}$ and $CV_{i+1} \leq CV_{j_0}$ imply that $CV'_{i+1} = CV_{i+1} \cup CV'_i \leq CV_{j_0} = CV'_{j_0}$. Based on equation (5.4), we can deduce in a similar way that $CV'_{i+2} \leq \dots \leq CV'_{j_0-1} \leq CV'_{j_0}$.

Case 2: Suppose $CV_i \not\leq CV_j$ for all $j \in \{i+1, \dots, n\}$. Then by line 14 to line 24 in the *ADD EDGE* procedure, all nodes $\{C_i, \dots, C_n\}$ are added to Q in the *ADD EDGE* procedure, and $CV'_k = CV_k \cup CV'_{k-1}$ for all $k \in S := \{i+1, \dots, n\}$. This recursive formula guarantees that for all $k \in S$, $CV'_{k-1} \leq CV'_k$. Therefore, combining with inequality (5.2), we have $CV'_0 \leq \dots \leq CV'_n$.

Now suppose the newly added edge E is a *rmw* edge. If $E : X \xrightarrow{rmw} C_i$ where $i \in \{0, \dots, n\}$ and X is some node not in path P , then the path P remains unchanged and *ADDEDGE*(X, C_i) is called. Then the above proof shows that inequality (5.1) holds. If $E : C_i \xrightarrow{rmw} X$, then $C_i \xrightarrow{mo} C_{i+1}$ is migrated to $X \xrightarrow{mo} C_{i+1}$ by line 3 to line 7 in the *ADDERMWE* procedure, and $C_i \xrightarrow{mo} X$ is added.

If X is not in path P , then path P becomes

$$C_0 \xrightarrow{mo} \dots \xrightarrow{mo} C_i \xrightarrow{mo} X \xrightarrow{mo} C_{i+1} \xrightarrow{mo} \dots \xrightarrow{mo} C_n.$$

Since *ADDEDGE*(C_i, X) is called, the same proof in the case without *rmw* edges applies. If X is in path P , then X can only be C_{i+1} and the path P remains unchanged. Otherwise, a cycle is created and this execution is invalid. In any case, the same proof applies. \square

Let $\vec{x} = (x_1, x_2, \dots, x_n)$. We define the projection function U_i that extracts the i^{th} position of \vec{x} as $U_i(\vec{x}) = x_i$, where we assume $i \leq n$.

LEMMA 2. Let A be a store with sequence number s_A performed by thread i in an acyclic modification order graph G . Then $U_i(CV_A) = U_i(\perp CV_A) = s_A$ throughout each execution that terminates.

PROOF. We will prove by contradiction. Let $S = \{A_1, A_2, \dots\}$ be the sequence of stores performed by thread i with sequence numbers $\{s_1, s_2, \dots\}$, respectively. Suppose that there is a point of time in a terminating execution such that the first store A_n in the sequence with $U_i(CV_{A_n}) > s_n$ appears. Sequence numbers are strictly increasing and by the *MERGE* procedure, $U_i(CV_{A_n}) \in \{s_{n+1}, s_{n+2}, \dots\}$. Let $U_i(CV_{A_n}) = s_N$ for some $N > n$.

For $U_i(CV_{A_n})$ to increase to s_N from s_n , CV_{A_n} must be merged with the clock vector of some node X (i.e., some store X) in G such that $U_i(CV_X) = s_N$. Such X is modification ordered before A_n .

If X is performed by thread i , then X has to be the store A_N , because $U_i(CV_{A_j})$ is unique for all stores A_j in the sequence S other than A_n . Then $\perp CV_X \geq \perp CV_{A_n}$. By the definition of initial values of clock vectors and sequence numbers, X happens after and is modification ordered after A_n . However, X is also modification ordered before A_n , and we have a cycle in G . This is a contradiction.

If X is not performed by thread i , then $U_i(\perp CV_X) = 0$. For $U_i(CV_X)$ to be s_N , X must be modification ordered after by some store Y in G such that $U_i(CV_Y) = s_N$. If Y is done by thread i , then the same argument in the last paragraph leads to a contradiction; otherwise, by repeating the same argument as in this paragraph finitely many times (there are only a finite number of stores in such a terminating execution), we would eventually deduce that X is modification ordered after some store by thread i . Hence, we would have a cycle in G , a contradiction. \square

LEMMA 3. Let A and B be two nodes that write to the same location in an acyclic modification order graph G . If B is reachable from A in G , then $CV_A \leq CV_B$.

PROOF. Suppose that B is reachable from A in G . Let $A \xrightarrow{mo} C_1 \xrightarrow{mo} \dots \xrightarrow{mo} C_{n-1} \xrightarrow{mo} B$ be the shortest path P from A to B in graph G . To simplify notation, $X \xrightarrow{mo} Y$ is abbreviated as $X \rightarrow Y$ in the following. As the *ADDERMWE* procedure calls the *ADD EDGE* procedure to create an *mo* edge, we can assume that all the *mo* edges in P are created by directly calling *ADD EDGE*.

Base Case 1: Suppose the path P has length 1, i.e., A immediately precedes B . Then when the edge $A \rightarrow B$ was formed by calling $\text{ADDEGE}(A, B)$, CV_B was merged with CV_A in line 14 of the ADDEGE procedure. In other words, $CV_B = CV_B \cup CV_A \geq CV_A$.

Base Case 2: Suppose the path P has length 2, i.e., $A \rightarrow C_1 \rightarrow B$. There are two cases:

(a) If $A \rightarrow C_1$ was formed first, then $CV_A \leq CV_{C_1}$. When $C_1 \rightarrow B$ was formed, CV_B was merged with CV_{C_1} and $CV_{C_1} \leq CV_B$. According to Lemma 1, adding the edge $C_1 \rightarrow B$ or any edge not in path P (if any such edges were formed before $C_1 \rightarrow B$ was formed) to G would not break the inequality $CV_A \leq CV_{C_1}$. It follows that $CV_A \leq CV_{C_1} \leq CV_B$.

(b) If $C_1 \rightarrow B$ was formed first, then $CV_{C_1} \leq CV_B$. Based on Lemma 1, this inequality remains true when $A \rightarrow C_1$ was formed. Therefore $CV_A \leq CV_{C_1} \leq CV_B$.

Inductive Step: Suppose that B being reachable from A implies that $CV_A \leq CV_B$ for all paths with length k or less, for some $k > 2$. We want to prove that the same holds for paths with length $k + 1$. Let P be a path from A to B with length $k + 1$,

$$P : A = C_0 \rightarrow C_1 \rightarrow \dots \rightarrow C_k \rightarrow C_{k+1} = B.$$

We denote A as C_0 and B as C_{k+1} in the following.

Let $E : C_i \rightarrow C_{i+1}$ be the last edge formed in path P , where $i \in \{0, \dots, k\}$. Then before edge E was formed, the inductive hypothesis implies that $CV_{C_0} \leq \dots \leq CV_{C_i}$ and $CV_{C_{i+1}} \leq \dots \leq CV_{C_{k+1}}$, because both $C_0 \rightarrow \dots \rightarrow C_i$ and $C_{i+1} \rightarrow \dots \rightarrow C_{k+1}$ have length k or less. Lemma 1 guarantees that

$$\begin{aligned} CV_{C_0} &\leq \dots \leq CV_{C_i}, \\ CV_{C_{i+1}} &\leq \dots \leq CV_{C_{k+1}} \end{aligned}$$

remain true if any edge not in path P was added to G as well as the moment when E was formed. Therefore when the edge E was formed, we have $CV_{C_i} \leq CV_{C_{i+1}}$, and

$$CV_A = CV_{C_0} \leq \dots \leq CV_{C_{k+1}} = CV_B.$$

□

THEOREM 1. Let A and B be two nodes that write to the same location in an acyclic modification order graph G for a terminating execution. Then $CV_A \leq CV_B$ iff B is reachable from A in G .

PROOF. Lemma 3 proves the backward direction, so we only need to prove the forward direction. Suppose that $CV_A \leq CV_B$. Let's first consider the situation where the graph G contain no rmw edges.

Case 1: A and B are two stores performed by the same thread with thread id i . Then it is either A happens before B or B happens before A . If A happens before B , then A precedes B in the modification order because A and B are performed by the same thread. Hence B is reachable from A in G . We want to show that the other case is impossible.

If B happens before A and hence precedes A in the modification order, then A is reachable from B . By Lemma 3, A being reachable from B implies that $CV_B \leq CV_A$. Since $CV_A \leq CV_B$ by assumption, we deduce that $CV_A = CV_B$. This is impossible according to Lemma 2, because each store has a unique sequence number and $U_i(CV_A) = s_A \neq s_B = U_i(CV_B)$, implying that $CV_A \neq CV_B$.

Case 2: A and B are two stores done by different threads. Suppose that A is performed by thread i . Let $CV_A = (\dots, s_A, \dots)$ and

$CV_B = (\dots, t_b, \dots)$ where both s_A and t_b are in the i^{th} position. By assumption, we have $0 < s_A \leq t_b$.

Since B is not performed by thread i , we have $U_i(\perp_{CV_B}) = 0$. We can apply the same argument similar to the second, third and fourth paragraphs in the proof of Lemma 2 and deduce that B is modification ordered after A or some store sequenced after A . Since modification order is consistent with *sequenced-before* relation, it follows that B is reachable from A in graph G .

Now, consider the case where rmw edges are present. Adding a rmw edge from a node S to a node R first transfers to R all outgoing mo edges coming from S and then adds a normal mo edge from S to R . So, any updates in CV_S are propagated to all nodes that are reachable from S . Therefore, the above argument still applies. □

6 OPERATIONAL MODEL

We present our operational model with respect to the `tsan11` [40] core language described by the grammar in Figure 8. A program is a sequence of statements. `LocNA` and `LocA` denote disjoint sets of non-atomic and atomic memory locations. A statement can be one of these forms: an if statement, assigning the result of an expression to a non-atomic location, forking a new thread, joining a thread via its thread handle, and atomic statements. The symbol ϵ denotes an empty statement. Atomic statements denoted by `StmA` include atomic loads, store, RMWs, and fences. An RMW takes a functor, F , to implement RMW operations, such as `atomic_fetch_add`. We omit loops for simplicity and leave the details of an expression unspecified. We omit lock and unlock operations because they can be implemented with atomic statements.

```

Prog ::= Stmt ; e
Stmt ::= Stmt ; Stmt
       | if (LocNA) {Stmt} else {Stmt}
       | LocNA := Expr
       | LocNA = Fork(Prog)
       | Join(LocNA)
       | StmA
       | ε
StmA ::= LocNA = Load(LocA, MO)
       | Store(LocNA, LocA, MO)
       | RMW(LocA, MO, F)
       | Fence(MO)
MO    ::= relaxed | release | acquire | rel_acq
       | seq_cst
Expr  ::= <literal> | LocNA | Expr op Expr

```

Figure 8: Syntax for our core language

6.1 Happens-Before Clock Vectors

We next discuss the various happens-before clock vectors that C11Tester uses to implement happens-before relations. Figure 9 presents our algorithm for updating clock vectors used to track happens-before relations for atomic loads, stores, RMWs, and fences. The union operator \cup between clock vectors is defined the same way as in Section 4.2.

For each thread t , the algorithm maintains the thread's own clock vector \mathbb{C}_t , and release- and acquire-fence clock vectors $\mathbb{F}_t^{\text{rel}}$ and $\mathbb{F}_t^{\text{acq}}$. The algorithm also records a reads-from clock vector \mathbb{RF}_s for each atomic store and RMW. Recall that the sequence number is a global counter of events across all threads, and thus uniquely

$$\begin{array}{c}
\textbf{States:} \\
Tid \triangleq \mathbb{Z} \quad Seq \triangleq \mathbb{Z} \quad \mathbb{C} : Tid \rightarrow CV \\
F^{rel} : Tid \rightarrow CV \quad RF : Seq \rightarrow CV \quad F^{acq} : Tid \rightarrow CV \\
\hline
\text{[RELEASE STORE]} \\
RF' = RF[s := C_t] \\
\hline
(C, RF, F^{rel}, F^{acq}) \Rightarrow_{store_{rel}(s,t)} (C, RF', F^{rel}, F^{acq}) \\
\hline
\text{[RELAXED STORE]} \\
RF' = RF[s := F_t^{rel}] \\
\hline
(C, RF, F^{rel}, F^{acq}) \Rightarrow_{store_{rx}(s,t)} (C, RF', F^{rel}, F^{acq}) \\
\hline
\text{[RELEASE RMW]} \\
RF' = RF[s := C_t \cup RF_{s'}] \\
\hline
(C, RF, F^{rel}, F^{acq}) \Rightarrow_{rmw_{rel}(s,t), rf(s',t')} (C, RF', F^{rel}, F^{acq}) \\
\hline
\text{[RELAXED RMW]} \\
RF' = RF[s := F_t^{rel} \cup RF_{s'}] \\
\hline
(C, RF, F^{rel}, F^{acq}) \Rightarrow_{rmw_{rx}(s,t), rf(s',t')} (C, RF', F^{rel}, F^{acq}) \\
\hline
\text{[ACQUIRE LOAD]} \\
C' = C[t := C_t \cup RF_{s'}] \\
\hline
(C, RF, F^{rel}, F^{acq}) \Rightarrow_{load_{acq}(s,t), rf(s',t')} (C', RF, F^{rel}, F^{acq}) \\
\hline
\text{[RELAXED LOAD]} \\
F^{acq'} = C[t := F_t^{acq} \cup RF_{s'}] \\
\hline
(C, RF, F^{rel}, F^{acq}) \Rightarrow_{load_{rx}(s,t), rf(s',t')} (C, RF, F^{rel}, F^{acq'}) \\
\hline
\text{[RELEASE FENCE]} \\
F^{rel'} = F^{rel}[t := C_t] \\
\hline
(C, RF, F^{rel}, F^{acq}) \Rightarrow_{fence_{rel}(t)} (C', RF, F^{rel'}, F^{acq}) \\
\hline
\text{[ACQUIRE FENCE]} \\
C' = C[t := C_t \cup F_t^{acq}] \\
\hline
(C, RF, F^{rel}, F^{acq}) \Rightarrow_{fence_{acq}(t)} (C', RF, F^{rel}, F^{acq})
\end{array}$$

Figure 9: Semantics for tracking happens-before clock vectors for atomic loads, stores, RMWs, and fences. An RMW also triggers a load rule initially.

identifies an event. We use \mathbb{C} , F^{rel} , F^{acq} and RF to denote these clock vectors across all threads, and atomic stores and RMWs. The rules for atomic loads and RMWs also require the stores or RMWs that are read from to be specified, which are denoted as rf .

Release Sequences. The 2011 standard used a complicated definition of release sequences that allowed the possibility of relaxed writes blocking release sequences [40]. The 2020 standard simplifies and weakens the definition of release sequences. In a recently approved draft [1], a store-release heads a release sequence and an RMW is part of the release sequence if and only if it reads from a store or RMW that is part of the release sequence. A load-acquire synchronizes with a store-release S if the load reads from a store or RMW in the release sequence headed by S .

We first discuss C11Tester's treatment of release sequences in the absence of fences. C11Tester uses two clock vectors for store/RMW operations: both the current thread clock vector \mathbb{C}_t and a second *reads-from* clock vector RF_s that tracks the happens-before relation for all release sequences that the RMW/store S is part of. For a normal store release, these two clock vectors are the same. When a

relaxed or release RMW A reads from another store B , C11Tester computes the RMW's reads-from clock vector RF_A as the union of: (1) the store B 's reads-from clock vector RF_B and (2) the RMW A 's current thread clock vector \mathbb{C}_{t_A} if A is a release. When a load-acquire A reads from a store-release or RMW, C11Tester computes the load-acquire's new thread clock vector as the union of: (1) the load-acquire's current thread clock vector \mathbb{C}_{t_A} and (2) the store release/RMW's reads-from clock vector.

Fences. The C/C++ memory model also contains fences. Fences can have one of four different memory orders: acquire, release, `acq_rel`, and `seq_cst`. Release fences effectively make later relaxed stores into store-releases, but the happens-before relation is established at the fence-release. C11Tester maintains a release fence clock vector F_t^{rel} for each thread and uses this clock vector when computing the clock vector for release sequences. Acquire fences effectively make previous relaxed loads into load-acquires, but the happens-before relation starts at the fence. When a relaxed load reads from a release sequence, C11Tester updates the per-thread acquire-fence clock vector F_t^{acq} . When C11Tester processes an acquire fence, it uses F_t^{acq} to update the thread's clock vector \mathbb{C}_t . `Seq_cst` fences constrain the interactions between sequentially consistent atomics and non-sequentially consistent atomics. The behavior of `seq_cst` fences can be represented as rules for generating modification order constraints [10]. C11Tester maintains a list of all `seq_cst` fences for each thread so that C11Tester can quickly locate the relevant fence instructions. It then generates the relevant modification order edges to implement the fence semantics.

6.2 Formal Operational Model

Figure 10 formalizes the operational state of a program. The state of system *State* consists of the list of *ThrState*, the mapping *ALocs* from memory locations to atomic information, the mapping *NALocs* from memory locations to values stored at non-atomic locations, the mapping *FenceInfo*, and the *mo-graph* described in Section 4. *ALocInfo* records the list of atomic loads, stores, and RMWs performed at a given atomic location. *FenceInfo* records the list of fences performed by each thread. *Prog* is a program described by the grammar in Figure 8. The initial state of the system has empty mappings *ALocs* and *NALocs*, and *FenceInfo*, only one thread representing the main function, and an empty *mo-graph*.

6.3 Operational Semantics

Figures 11 to 13 present state transitions and related algorithms for our operational model. A system under evaluation is a triple of the form (Σ, ss, T) , where Σ represents the state of the system *State*, ss is the program being executed, and T represents *ThrState* of the thread currently running the program. The current thread only updates its own state T when the program ss executes, which causes the copy of T in Σ to become outdated. However, the updated T will replace the old copy in Σ when the thread switching function δ is called at the end of each atomic statement. The *mo-graph* is a data structure in *State* and represented as $\Sigma.M$. The *mo-graph* has methods `MERGE`, `ADDEdge`, `ADDRMWEdge`, and `ADDEdges` described in Figure 6 and Figure 7.

Figure 11 shows semantics for atomic statements. Every time an atomic statement is encountered, a corresponding *LoadElem*,

$$\begin{aligned}
Tid &\triangleq \mathbb{Z} & Epoch &\triangleq \mathbb{Z} & Val &\triangleq \mathbb{Z} & Seq &\triangleq \mathbb{Z} \\
CV &\triangleq Tid \rightarrow Epoch \\
ThrState &\triangleq (t : Tid) \times (C : CV) \times (\mathbb{R}^{rel,acq} : CV) \times (\mathbb{R}^F : Seq \rightarrow CV) \\
&\quad \times (P : Prog) \\
StoreElem &\triangleq (t : Tid) \times (s : Seq) \times (a : LocA) \times (mo : MemoryOrder) \\
&\quad \times (v : Val) \\
LoadElem &\triangleq (t : Tid) \times (s : Seq) \times (a : LocA) \times (mo : MemoryOrder) \\
&\quad \times (rf : StoreElem) \\
RMWElem &\triangleq (t : Tid) \times (s : Seq) \times (a : LocA) \times (mo : MemoryOrder) \\
&\quad \times (rf : StoreElem \text{ or } RMWElem) \times (v : Val) \\
FenceElem &\triangleq (t : Tid) \times (s : Seq) \times (mo : MemoryOrder) \\
ALocInfo &\triangleq (StoreElem \text{ or } LoadElem \text{ or } RMWElem) \text{ list} \\
FenceInfo &\triangleq Tid \rightarrow FenceElem \text{ list} \\
ALocs &\triangleq LocA \rightarrow ALocInfo \\
NALocs &\triangleq LocNA \rightarrow Val \\
State &\triangleq ThrState \text{ list} \times ALocs \times NALocs \\
&\quad \times FenceInfo \times (M : mo\text{-}graph)
\end{aligned}$$

Figure 10: Operational State

StoreElem, *RMWElem*, or *FenceElem* is created with the sequence number auto-assigned. The process of assigning sequence numbers are omitted in Figure 11. Function calls [LOAD], [STORE], [RMW], and [FENCE] invokes the corresponding inference rules for updating clock vectors described in Figure 9 based on the type of atomic statements and the memory orders. Atomic statements with *seq_cst* or *acq_rel* memory orderings invoke both acquire and release clock vector rules if they apply. [LOAD], [STORE], [RMW], and [FENCE] take the current state of the system, the current atomic element, and the state of the current thread as arguments, pass necessary input into the inference rules for updating clock vectors, and finally return the updated state of the current thread.

For atomic loads and RMWs, the store that is read from is randomly selected from the *may-read-from* set computed using the algorithm *BUILD MAY READ FROM* presented in Figure 12, and the store must satisfy the constraint that the second return value of *READPRIORSET* is true, i.e., having the load reading from the selected store does not create a cycle in the *mo-graph*. The atomic RMW rule first triggers an atomic load rule, and the store/RMW *S* that is read from is recorded in the *rf* field of the *RMWElem*. Then, the *mo-graph* is updated using the procedure *ADDERMWEDEGE*, and the atomic RMW rules are finally finished by invoking an atomic store rule. Both atomic load and atomic store rules call the helper method *ADDEDGES* in Figure 7 to add edges to the *mo-graph*.

Figure 13 presents the procedures *READPRIORSET* and *WRITEPRIORSET* which compute the set of atomic actions (*mo-graph* nodes) from where new *mo* edges will be formed.

We use the following helper functions in Figure 12 and Figure 13:

- *last_sc_fence(t)* returns the last *seq_cst* fence in thread *t*;
- *last_sc_store(a, S)* returns the last *seq_cst* store performed at location *a* and is different from *S*;
- *sc_fences(t)* returns the list of *seq_cst* fences performed by thread *t*;
- *sc_stores(t, a)* returns the list of *seq_cst* stores and RMWs performed by thread *t* at location *a*;

- *stores(t, a)* returns the list of stores and RMWs performed by thread *t* at location *a*;
- *loads_stores(t, a)* returns the list of loads, stores, and RMWs performed by thread *t* at location *a*;
- *last(list)* returns the element with the largest sequence number in the list, excluding null elements;
- *get_write(A)* returns *A* if *A* is an atomic store or RMW and returns *A.rf* if *A* is an atomic load.

All the above functions return null if the result does not exist.

$$\begin{aligned}
& \text{[ATOMIC LOAD]} \\
& \frac{L.t = T'.t \quad L.a = a \quad L.mo = mo \quad S \in \text{BUILD MAY READ FROM}(L) \quad L.rf = S}{(\Sigma, T) \xrightarrow{\text{load}} (\Sigma', T') \quad \text{ret} = \text{True} \quad T'' = [\text{LOAD}](\Sigma, L, T')} \\
& (pset, \text{ret}) = \text{READPRIORSET}(L, S) \quad \Sigma' = \Sigma[M := \Sigma.M.\text{ADDEDGES}(pset, S)] \\
& \quad \Sigma'' = \Sigma'[NALocs := \Sigma'.NALocs[I := S.v]] \\
& \quad \Sigma''' = \Sigma''[ALocs := \Sigma''.ALocs(a).\text{pushback}(L)] \\
& \hline
& (\Sigma, l = \text{Load}(a, mo); ss, T) \Rightarrow (\Sigma'', \delta; ss, T'') \\
& \text{[ATOMIC STORE]} \\
& \frac{S.a = a \quad S.mo = mo \quad S.v = \Sigma'.NALocs(l) \quad pset = \text{WRITEPRIORSET}(S) \quad T' = [\text{STORE}](\Sigma', S, T) \quad \Sigma'' = \Sigma'[M := \Sigma'.M.\text{ADDEDGES}(pset, S)] \quad \Sigma''' = \Sigma''[ALocs := \Sigma''.ALocs(a).\text{pushback}(S)]}{(\Sigma, T) \xrightarrow{\text{store}} (\Sigma', T) \quad S.t = T.t \quad T' = [\text{STORE}](\Sigma', S, T)} \\
& \hline
& (\Sigma, \text{Store}(l, a, mo); ss, T) \Rightarrow (\Sigma''', \delta; ss, T') \\
& \text{[ATOMIC RMW]} \\
& \frac{(\Sigma, T) \xrightarrow{rmw} (\Sigma', T') \quad R.t = T'.t \quad R.a = a \quad R.mo = mo \quad (\Sigma', l = \text{Load}(a, mo), T') \rightarrow (\Sigma'', ss, T'') \quad R.rf = S \quad T''' = [\text{RMW}](\Sigma'', R, T'') \quad \Sigma''' = \Sigma''[M := \Sigma''.M.\text{ADDERMWEDEGE}(\text{GetNode}(R.rf), \text{GetNode}(R))] \quad \Sigma'''' = \Sigma'''[ALocs := \Sigma'''.ALocs(a).\text{pushback}(R)]}{(\Sigma, \text{RMW}(a, mo, F); ss, T) \Rightarrow (\Sigma''', l = F(l); R.v = \Sigma'''.NALocs(l); \text{Store}(l, a, mo); \delta; ss, T''')} \\
& \hline
& (\Sigma''', l = F(l); R.v = \Sigma'''.NALocs(l); \text{Store}(l, a, mo); \delta; ss, T''') \\
& \text{[ATOMIC FENCE]} \\
& \frac{F.t = T.t \quad F.mo = mo \quad T' = [\text{FENCE}](\Sigma, F, T) \quad \Sigma' = \Sigma[\text{FenceInfo} := \Sigma.\text{FenceInfo}(t).\text{pushback}(F)]}{(\Sigma, \text{Fence}(mo); ss, T) \Rightarrow (\Sigma', \delta; ss, T')}
\end{aligned}$$

Figure 11: Semantics for atomic statements

```

1: procedure BUILD MAY READ FROM(L)
2:   ret := ∅
3:   if L.mo == seq_cst then
4:     S := last_sc_store(L.a, L)
5:   end if
6:   for all threads t do
7:     stores := stores(t, L.a)
8:   base := {X ∈ stores | ¬(X hb L) ∨ (X hb L ∧ (∄ Y ∈ stores. X sb Y hb L))}
9:   if L.mo == seq_cst ∧ S ≠ null then
10:    base := base \ {X ∈ stores | X sc S ∨ X hb S}
11:  end if
12:  ret := ret ∪ base
13: end for
14: if L is rmw then
15:   ret := {X ∈ ret | no rmw has read from X}
16: end if
17: return ret
18: end procedure

```

Figure 12: Pseudocode for computing *may-read-from* sets

```

1: procedure WRITEPRIORSET( $S$ )
2:    $priorset := \emptyset$ ;  $F_S := last\_sc\_fence(S.t)$ ;  $is\_sc\_store := (S.mo == seq\_cst)$ 
3:   if  $is\_sc\_store$  then
4:      $add\ last\_sc\_store(S.a, S)$  to  $priorset$ 
5:   end if
6:   for all threads  $t$  do
7:      $F_t := last\_sc\_fence(t)$ 
8:      $F_b := last(\{F \in sc\_fences(t) \mid F_S \neq null \wedge F \xrightarrow{sc} F_S\})$ 
9:      $S_1 := last(\{X \in stores(t, S.a) \mid is\_sc\_store \wedge F_t \neq null \wedge X \xrightarrow{sb} F_t\})$ 
10:     $S_2 := last(\{X \in sc\_stores(t, S.a) \mid F_S \neq null \wedge X \xrightarrow{sc} F_S\})$ 
11:     $S_3 := last(\{X \in stores(t, S.a) \mid F_b \neq null \wedge X \xrightarrow{sb} F_b\})$ 
12:     $S_4 := last(\{X \in load\_stores(t, S.a) \mid X \xrightarrow{hb} S\})$ 
13:     $add\ get\_write(last(\{S_1, S_2, S_3, S_4\}))$  to  $priorset$ 
14:   end for
15:   return  $priorset$ 
16: end procedure

1: procedure READPRIORSET( $L, S$ )
2:    $priorset := \emptyset$ ;  $F_L := last\_sc\_fence(L.t)$ ;  $is\_sc\_load := (L.mo == seq\_cst)$ 
3:   for all threads  $t$  do
4:      $F_t := last\_sc\_fence(t)$ 
5:      $F_b := last(\{F \in sc\_fences(t) \mid F_L \neq null \wedge F \xrightarrow{sc} F_L\})$ 
6:      $S_1 := last(\{X \in stores(t, L.a) \mid is\_sc\_load \wedge F_t \neq null \wedge X \xrightarrow{sb} F_t\})$ 
7:      $S_2 := last(\{X \in sc\_stores(t, L.a) \mid F_L \neq null \wedge X \xrightarrow{sc} F_L\})$ 
8:      $S_3 := last(\{X \in stores(t, L.a) \mid F_b \neq null \wedge X \xrightarrow{sb} F_b\})$ 
9:      $S_4 := last(\{X \in load\_stores(t, L.a) \mid X \xrightarrow{hb} L\})$ 
10:     $A := get\_write(last(\{S_1, S_2, S_3, S_4\}))$ 
11:    if  $A \neq S$  then
12:       $add\ A$  to  $priorset$ 
13:    end if
14:   end for
15:   for each  $e$  in  $priorset$  do
16:     if  $e$  is reachable from  $S$  in  $mo\_graph$  then
17:       return  $(\emptyset, false)$ 
18:     end if
19:   end for
20:   return ( $priorset, true$ )
21: end procedure

```

Figure 13: Pseudocode for computing *priorsets* for atomic stores and loads

6.4 Equivalent to Axiomatic Model

We make our axiomatic model precise and prove the equivalence of our operational and axiomatic models in Section A of the Appendix.

7 IMPLEMENTATION

We next present several aspects of the C11Tester implementation. Section 7.1 presents C11Tester’s support for limiting memory usage. Section 7.2 presents C11Tester’s support for mixed mode accesses to a memory location. Section 7.3 discusses the overheads of different approaches to controlling thread schedules. Section 7.4 describes how C11Tester implements thread local storage with fiber-based scheduling. Section 7.5 presents C11Tester’s support for static initializers. Section 7.6 presents C11Tester’s support for repeated execution.

7.1 Pruning the Execution Graph

While keeping the complete C/C++ execution graph and execution trace is feasible for short executions and can help with debugging, for longer executions their size eventually becomes too large to store in memory. Naively pruning the execution trace to retain the most recent actions is not safe—an older store S_A to an atomic

location X in the trace can be modification ordered after a later store S_B to X in the trace. If a thread has already read from S_A , it cannot read from S_B because it is modification ordered before S_A . Naively pruning S_A from execution graph without also removing S_B might erroneously produce an invalid execution in which a thread reads from S_A and then S_B .

C11Tester supports two approaches to limiting memory usage: (1) a conservative mode that limits the size of the execution graph with the constraint that C11Tester must retain the ability to generate all possible executions and (2) an aggressive mode that can potentially reduce the set of executions that C11Tester can produce.

Conservative Mode. The key idea behind the conservative mode is to compute a set of older stores that can no longer be read by any thread and thus can be safely removed from the execution graph. The basic idea is to compute the latest action A_t for each thread t such that for the last action $L_{t'}$ in every other thread t' , we have $A_t \xrightarrow{hb} L_{t'}$. If action S is a store that either happens before A_t or is A_t , then any new loads from the same memory location must either read from S or some store that is modification ordered after S . Thus any store S_{old} that is modification ordered before the store S can no longer be read from by any thread and can be safely pruned.

C11Tester efficiently computes a clock vector CV_{min} to identify such actions A_t for each thread by using the intersection operator, \cap , to combine the clock vectors of all running threads. We define the intersection operator \cap as follows:

$$CV_1 \cap CV_2 \triangleq \lambda t. \min(CV_1(t), CV_2(t)).$$

C11Tester then searches for stores that happen before these operations. It then uses the *mo-graph* to identify old stores to prune. Finally, it prunes these stores and any loads that read from them.

Aggressive Mode. If a thread fails to synchronize with other threads, this can prevent C11Tester from freeing much of the execution graph or execution trace as such a thread can potentially read from older stores in the execution trace and thus prevent freeing those stores. In the aggressive mode, the user provides a window of the trace that C11Tester attempts to keep in the graph. Simply deleting all memory operations before that window is not sound as newer (with respect to the trace) memory operations may be modification ordered before older memory operations. Thus removing older memory operations could cause C11Tester to erroneously allow loads to read from stores they should not.

For a store S outside of this window, C11Tester attempts to remove all stores modification ordered before S . Such stores can in some cases be inside of the window that C11Tester attempts to preserve, but they must also be removed. C11Tester then removes any loads that read from the removed stores.

Fences. Release fences that happen before actions whose sequence numbers correspond to components of CV_{min} are not necessary to keep since every running thread has already synchronized with a later point in the respective thread’s execution. Thus such release fences can be safely removed.

After an acquire fence is executed, its effect is summarized in the clock vector of subsequent actions in the same thread. Thus acquire fences can be safely removed.

Sequentially consistent fences that happen before CV_{\min} are no longer necessary since the happens-before relation will enforce the same orderings. Thus, such sequentially consistent fences can be safely removed.

7.2 Supporting Mixed Access Modes

The C/C++ memory model is silent on the semantics of how atomic accesses interact with non-atomic accesses to the same memory location. Researchers have recognized this as a serious limitation of the standard [8]. It is necessary to handle mixtures of atomics and non-atomics in C11Tester for three reasons: (1) `atomic_init` is implemented in the header files as a non-atomic store and may race with concurrent atomic accesses to the same memory location, (2) memory can be reused in C/C++, *e.g.*, via `malloc` and `free`, and the new use may use a memory location for a different purpose, and (3) C/C++ programs may use non-atomic accesses to copy memory that contains atomics, *e.g.*, via `realloc` or `memcpy`. C11Tester thus supports non-atomic operations that access the same memory location as an atomic as they must be tolerated provided that the accesses are ordered by the happens-before relation. If the accesses conflict and are not ordered by happens-before, C11Tester reports a data race.

Handling non-atomic stores poses a challenge. For performance reasons, it is important to implement non-atomic stores as simple writes to memory. But if a non-atomic store is later read by an atomic load, then C11Tester must include that non-atomic store in the modification order graph and other internal data structures. The challenge is that by the time C11Tester observes the atomic load, it has lost information about the non-atomic store.

C11Tester uses a FastTrack [27]-like approach to race detection. It maintains a 64-bit shadow word for each byte of memory. The shadow word either contains 25-bit read and write clocks and 6-bit read and write thread identifiers or a reference to an expanded access record. We use one bit in the shadow word to record whether the last store to the address was from a non-atomic or an atomic store. If C11Tester performs an atomic access to a memory location that was last written to by a non-atomic store, C11Tester creates a special non-atomic access record and adds the access to the modification order graph.

Many applications also contain legacy libraries that use pre-C/C++11 atomic operations such as LLVM intrinsics and volatile accesses. C11Tester supports converting such volatile accesses into atomic accesses (with a user specific memory order) to allow code that incorporates legacy libraries to execute.

7.3 Scheduling

There are two general techniques for controlling the schedule for executing threads. The first technique is to map application threads to kernel threads and then use synchronization constructs to control which thread takes a step. The second technique is to simulate application threads with user threads or fibers that are all mapped to one kernel thread. While there is a proposal for user-space control of thread scheduling that provides very low latency context switches, unfortunately it still has not been implemented in the mainline Linux kernel [57] after six years.

Scheduling Approach	Time for all cores	Time for 1 core
Pthread condition variable	1.95 μ s	1.61 μ s
Futex	1.85 μ s	1.32 μ s
Spinning	0.07 μ s	15,976.7 μ s
Spinning w/ yield	0.21 μ s	0.54 μ s
Swapcontext	0.34 μ s	0.34 μ s
Swapcontext w/ tls	0.63 μ s	0.63 μ s
Setjmp/Longjmp	0.01 μ s	0.01 μ s
Setjmp/Longjmp w/ tls	0.30 μ s	0.30 μ s

Figure 14: Context Switch Costs

We implemented a microbenchmark on x86 to measure the context switch costs for several implementations of these two techniques. Our microbenchmark starts two threads or fibers and measures the time to switch between these threads. Figure 14 reports the results of these experiments. We ran each experiment in two configurations: (1) in the all-core configuration the microbenchmark could use all 4 hardware cores and (2) in the single-core configuration the microbenchmark was pinned to a single hardware thread.

For the kernel threads, we implemented four approaches to context switches. The first approach uses standard pthread condition variables and was generally the slowest approach. The second approach uses Linux futexes and is a little faster. The next two approaches use spinning to wait. Simply spinning is very fast if every thread has its own core. As soon as two threads have to share a core, this approach becomes 10,000 \times slower than the other approaches because it has to wait for a scheduling epoch to occur to switch contexts. We also implemented a version that adds a yield call. This hurts performance if both threads run on their own core, but significantly helps performance if threads share a core. But in general, spinning is problematic as idle threads keep cores busy.

For the fiber-based approaches, we used both `swapcontext` and `setjmp` to implement fibers. `Swapcontext` is significantly slower than `setjmp` because it makes a system call to update the signal mask. An issue with these approaches is that neither call updates the register that points to thread local storage. Updating this register requires a system call, and this slows down both fiber approaches. We report context switches with this system call in the “w/ tls” entries.

For practical implementation strategies, the fiber-based approach is faster than kernel threads. Thus, C11Tester uses fibers implemented via `swapcontext` to simulate application threads.

7.4 Thread Context Borrowing

A major challenge with implementing fibers is supporting thread local storage. The specification for thread local storage on x86-64 [23] is complicated and leaves many important details implementation-defined and these details vary across different versions of the standard library. Generating a correct thread local storage region for each thread is a significant effort as it requires continually updating C11Tester code to support the current set of library implementation strategies. This is complicated by the fact that creating the thread local storage may involve calling initializers and freeing the thread local storage may involve calling destructors.

Instead, C11Tester implements a technique for borrowing the thread context including the thread local storage from a kernel thread. The idea is that for each fiber C11Tester creates a real kernel thread and the fiber borrows the kernel thread's entire context including its thread local storage.

C11Tester implements thread context borrowing by first creating and locking a mutex to protect the thread context and then creating a new kernel thread to serve as a lending thread that lends its context to C11Tester. The lending thread then creates a fiber context and switches to the fiber context. The fiber context then transfers the lending thread's context along with its thread local storage to the C11Tester. Finally, the fiber context grabs the context mutex to wait for the C11Tester to return its context. Once the application thread is finished, C11Tester returns the thread context to the lending thread by releasing the context mutex. The lending thread then switches back to its original context, frees its fiber context, and then exits. Migrating thread local storage on x86 requires a system call to change the *fs* register. C11Tester implements thread context borrowing for x86, but the basic idea should work for any architecture.

7.5 Static Initializers

Static initializers in C++ can and do create threads, perform atomic operations, and call arbitrary functions in the C++ and pthread libraries. C11Tester guards access to itself with initialization checks. In the first call to a C11Tester routine, C11Tester initializes itself and converts the current application thread into a fiber context. It then takes control of the execution and controls the remainder of the program execution. This allows C11Tester to support programs that perform arbitrary operations in their static initializers.

7.6 Repeated Execution

C11Tester supports repeatedly executing the same benchmark to find hard-to-trigger bugs. It can be desirable for testing algorithms to maintain state between executions to attempt to explore different program behaviors across different executions. C11Tester maintains its internal state across executions of the application under test and resets the application's state between executions.

C11Tester uses fork-based snapshots to restore the application to its initial state. C11Tester uses the *mmap* library call to map a shared memory region to store its internal state. The data in this shared memory region persists across different executions. This state allows C11Tester to report data races only once as opposed to reporting the same race on each execution. It also allows for the creation of smart plugins that explore different behaviors across different executions.

8 EVALUATION

We compare C11Tester with both *tsan11rec*, a race detector that supports controlled execution [41] and *tsan11* [40], a race detector that relies on the operating system scheduler to control the scheduling of threads. We ran our experiments on an Ubuntu Linux 18.04 LTS machine with a 6 core Intel Core i7-8700K CPU and 64GB RAM. We first evaluated the above tools on buggy implementations of seqlock and reader-writer lock to check whether all three tools can detect the injected bugs. Then we evaluated the three tools on both

a set of five applications that make extensive use of C/C++ atomics and the data structure benchmarks used to evaluate CDSChecker previously [47].

We were not able to build *tsan11rec* and *tsan11* directly on our machine due to dependencies on legacy versions of software. Nevertheless, we compiled *tsan11rec* and *tsan11* inside two docker containers whose base images were both Ubuntu 14.04 LTS. The *tsan11rec*-instrumented benchmarks were compiled with Clang v4.0 revision 286346, the *tsan11*-instrumented benchmarks were compiled with Clang v3.9 revision 375507, and the C11Tester-instrumented benchmarks were compiled with Clang v8.0 revision 346999.

The way these three tools support multi-threading differs significantly. C11Tester sequentializes thread executions and only allows one thread to execute at a single time, *tsan11* allows multiple threads to execute in parallel, while *tsan11rec* falls in between—it sequentializes visible operations (such as atomics, thread operations, and synchronization operations) and runs invisible operations in parallel. The closest tool to compare C11Tester with is *tsan11rec* because both C11Tester and *tsan11rec* support controlled scheduling, while results for *tsan11* are also presented for completeness. Although both *tsan11* and *tsan11rec* execute all or some operations in parallel, we present a best effort comparison in the following.

8.1 Benchmarks with Injected Bugs

We have injected bugs into two commonly used data structures and verified that both *tsan11* and *tsan11rec* miss these bugs due to the restrictions of their memory models and that the buggy executions contained cycles in $hb \cup rf \cup mo \cup sc$.

Seqlock. We took the seqlock implementation from Figure 5 of Hans Boehm's MSPC 12 paper [14], made the writer correctly use release atomics for the data field stores, and injected a bug by weakening atomics that initially increment the counter to relaxed memory ordering.

Reader-Writer Lock. We also implemented a broken reader-writer lock where the write-lock operation incorrectly uses relaxed atomics. The test case uses the read-lock to protect reads from atomic variables and the write-lock to protect writes to atomic variables.

C11Tester was able to detect the injected bugs in the broken seqlock and reader-writer lock with bug detection rates of 28.8% and 55.3%, respectively, in 1,000 runs. However, *tsan11* and *tsan11rec* failed to detect the bugs in 10,000 runs.

8.2 Real-World Applications

Ideally, we would evaluate the tools against real world applications that make extensive use of C/C++ atomics. However, to our knowledge, no such standard benchmark suite exists so far. So we gathered our benchmarks through searching for benchmarks evaluated in previous work as well as concurrent programs on GitHub.

The five large applications that we have gathered include: GDAX [7], an in-memory copy of the order book of the GDAX cryptocurrency exchange; Iris [67], a low-latency C++ logging library; Mabain [22], a key-value store library; Silo [55, 56], a multi-core in-memory storage engine; and the Firefox JavaScript engine

release 50.0.1.³ To make our results as reproducible as possible, we tested the JavaScript engine using the offline version of JSBench v2013.1. [51]⁴

As the three tools supported multi-threading in different ways, to make a fair comparison, we ran each experiment on application benchmarks in both the all-core configuration, where all hardware cores could be utilized, and the single-core configuration, where the tools were restricted to running on a single CPU using the Linux command `taskset`. As it is always trivial to parallelize testing by running several copies of a tool in parallel, the rationale behind the single-core experiment is to compare the total CPU time used to execute a benchmark or the equivalent throughput under different tools. However, to understand the performance benefits of parallelism for the other tools, we also ran experiments in the all-core configuration. The performance of C11Tester does not vary much in two configurations, because C11Tester only schedules one thread to run at a time.

Table 1 summarizes the average and relative standard deviation (in parentheses) of execution time or throughput for each of the five benchmarks in the single-core and all-core configurations. Table 1 reports wall-clock time for Iris and Mabain. The throughput of Silo is the aggregate throughput (`agg_throughput`) reported by Silo, and the unit is ops/sec, *i.e.*, the number of database operations performed per second. The throughput of GDAX is the number of iterations which the entire data set is iterated over in 120s. The time and relative standard deviation reported for JSBench are the statistics reported by the python script in JSBench over 10 runs. For the other four benchmarks, the average and relative standard deviation of the time and throughput are calculated over 10 runs.

C11Tester is slower than tsan11 in all benchmarks except Silo in the single-core configuration. C11Tester is faster than tsan11rec in all benchmarks except JSBench in the all-core configuration.

Figure 15 summarizes speedups compared to tsan11 on the single-core configuration for each tool under both configurations, which are derived from data in Table 1. Tsan11 on the single-core configuration is set as the baseline and is omitted from Figure 15.

Based on the results in Figure 15, we further calculated the geometric mean of the speedup over the five benchmarks for each tool under both configurations. According to the geometric means, C11Tester is 14.9 \times and 11.1 \times faster than tsan11rec in the single-core configuration and all-core configuration, respectively. C11Tester is 1.6 \times and 3.1 \times slower than tsan11 in the single-core configuration and all-core configuration, respectively.

Table 3 presents the number of atomic operations and normal accesses to shared memory locations executed by C11Tester for each benchmark. As the compiler pass of C11Tester was adapted from the LLVM ThreadSanitizer pass, the number of atomic operations and normal accesses to shared memory executed by tsan11 and tsan11rec should be relatively similar, except for the two throughput-based benchmarks — Silo and GDAX, as the amount of work depends on how fast a tool is.

Silo. Silo [55, 56] is an in-memory database that is designed for performance and scalability for modern multicore machines. The

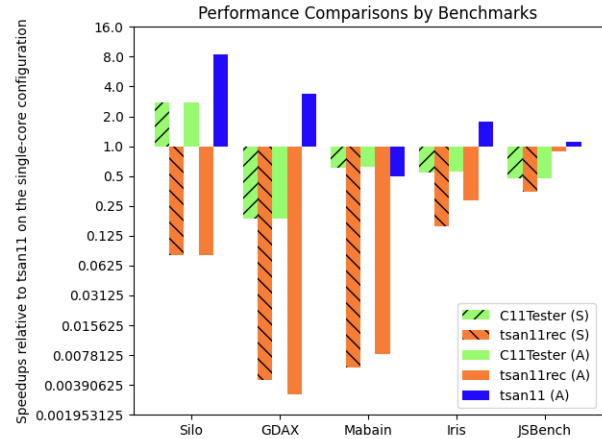


Figure 15: Speedups compared to tsan11 on the single-core configuration for all three tools under both configurations, derived from Table 1. The performance results of tsan11 on the single-core configuration is set as the baseline and is omitted in the Figure. The larger values the faster the tools are. The "(S)" label stands for the single-core configuration, and "(A)" stands for the all-core configuration.

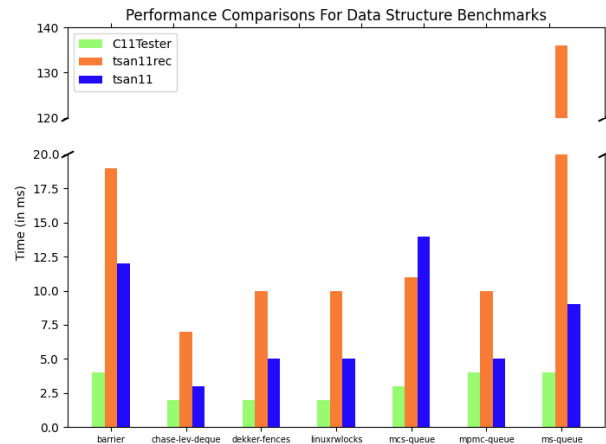


Figure 16: Performance comparisons for data structure benchmarks, based on data in table 2.

test driver we used is `dbtest.cc`. We ran the driver for 30 seconds each run with option "`-t 5`", *i.e.*, 5 threads in parallel.

In the first part of the experiment, Silo was compiled with invariant checking turned on. C11Tester found executions in which invariants were violated. We found that it was because Silo used volatiles with gcc intrinsic atomics to implement a spinlock and assumed stronger behaviors from volatiles than C11Tester's default handling of volatiles as relaxed atomics. The bug disappeared when we handled volatile loads and stores as load-acquire and store-release atomics. Volatile variables were commonly used to implement atomic memory accesses before C/C++11. However, this usage of volatile is technically incorrect, because the C++ standard

³<https://ftp.mozilla.org/pub/firefox/releases/50.0.1/source/>

⁴<https://plg.uwaterloo.ca/~dynjs/jsbench/>

Table 1: Performance results for application benchmarks in the single-core and all-core configurations. The results are averaged over 10 runs. Relative standard deviation is reported in parentheses. Larger throughputs are better for throughput-based measurements, smaller times are better for time-based measurements.

Test	Single-core Configuration			All-core Configuration			Measurement
	C11Tester	tsan11rec	tsan11	C11Tester	tsan11rec	tsan11	
Silo	15267 (0.45%)	436 (2.52%)	5496 (4.54%)	15297 (1.17%)	438.3 (0.59%)	46688 (1.68%)	Throughput (ops/sec)
GDAX	2953 (1.80%)	69.3 (0.97%)	15700 (0.12%)	2946 (1.64%)	49.4 (1.04%)	53362 (11.4%)	Throughput (# of iterations)
Mabain	5.77 (0.25%)	593.4 (0.98%)	3.513 (1.15%)	5.69 (0.04%)	441.6 (0.69%)	7.00 (0.22%)	Time (in s)
Iris	8.95 (1.46%)	31.31 (0.89%)	4.873 (1.64%)	8.86 (0.22%)	17.20 (1.05%)	2.725 (4.07%)	Time (in s)
JSBench	1835 (0.26%)	2522 (1.41%)	867.8 (0.21%)	1836 (0.35%)	970.7 (0.68%)	781.9 (0.61%)	Time (in ms)

Table 2: Performance results for data structure benchmarks. The time column gives the time taken to execute the test case once, averaged over 500 runs. The rate column gives the percentage of executions in which the data race is detected among 500 runs.

Test	C11Tester		tsan11rec		tsan11	
	Time	rate	Time	rate	Time	rate
barrier	4ms	76.6%	19ms	36.4%	12ms	0.0 %
chase-lev-deque	2ms	94.6%	7ms	0.0 %	3ms	0.0 %
dekker-fences	2ms	21.6%	10ms	41.4%	5ms	53.2 %
linuxrwlocks	2ms	86.2%	10ms	53.4%	5ms	1.6 %
mcs-lock	3ms	89.4%	11ms	71.4%	14ms	0.8 %
mpmc-queue	4ms	59.4%	10ms	58.2%	5ms	0.4 %
ms-queue	4ms	100.0%	136ms	100.0%	9ms	100.0%
Average		75.4%		51.5%		22.3%

Table 3: The number of atomic operations (including synchronization operations such as mutex and condition variable operations) and normal accesses to shared memory locations executed in each benchmark by C11Tester.

	Silo	GDAX	Mabain	Iris	JSBench
# normal memory accesses	63.7M	408.3M	77.1M	35.1M	5747M
# atomic operations	11.3M	44.9M	2.98M	4.8M	8.02M

provides no guarantee when volatiles are mixed with atomics, and weaker behaviors for volatiles can be exhibited by ARM processors.

We ran both tsan11rec and tsan11 on Silo for 100 runs with 30s each run. Tsan11rec was not able to reproduce the weak behaviors that C11Tester discovered, while tsan11 could reproduce the weak behaviors 35% of the time. Tsan11rec and tsan11 both found racy accesses on volatile variables that were used to implement a spin lock. C11Tester did not report an error message for the volatile races because C11Tester intentionally elides race warnings for races involving volatiles and atomic accesses or races involving volatiles and volatiles because volatiles are in practice still commonly used to implement atomics.

When measuring performance for Silo, we turned off invariant checking. We measured performances in terms of aggregate throughput reported by Silo. C11Tester is faster than tsan11 in the single-core configuration, because reporting data races caused significant overhead for tsan11 in the case of Silo.

Mabain. Mabain is a lightweight key-value store library [22]. Mabain contains a few test drivers that insert key-value pairs concurrently into the Mabain system—we used `mb_multi_thread_insert_test.cpp`. All tools discovered an application bug that caused assertions in the test driver to fail, although tsan11 required us to set a different number of threads than our standard test harness to detect it. For performance measurements, we turned off assertions in the test driver. All tools found data races in Mabain.

The application bug is as follows. The test driver has one asynchronous writer and a few workers. The workers and the writer communicate via a shared queue protected by a lock. The writer

consumes jobs (insertion into the database) in the queue and insert values into the Mabain database, while the workers submit jobs into the queue. When workers finish submitting all jobs into the queue, the writer is stopped. However, there is no check to make sure that all jobs in the queue have been cleared before the writer is stopped. Thus, after the writer is stopped, some values may not be found in the Mabain database, causing assertion failures.

The time reported in Table 1 was measured for inserting 100,000 key-value pairs into the Mabain system.

GDAX. GDAX [7] implements an in-memory copy of the order book for the GDAX cryptocurrency exchange using a lock-free skip list with garbage collection from the libcds library [35]. The original GDAX fetches data from a server, but we have recorded input data from a previous run and modified GDAX to read local data. All tools reported data races in GDAX.

In our experiment, GDAX was run for 120s each time, during which 5 threads kept iterating over the data set. We counted the number of iterations the data set was iterated over by each tool in each run and computed statistics based on 10 runs.

Iris. Iris [67] is a low latency asynchronous C++ logging library that buffers data using lock-free circular queues. The test driver we used to measure performance was `test_lfringbuffer.cpp`, in which there is one producer and one consumer. To make the test driver finish in a timely manner, we reduced the number of ITERATIONS to 1 million in the test driver. All tools reported data races in Iris.

Firefox JavaScript Engine. We compiled the Firefox JavaScript engine release 50.0.1 following the instructions for building the

JavaScript shell with Thread Sanitizer given by the developers of Firefox.⁵ We tested the JavaScript engine with the JSBench suite, which contains 25 JavaScript benchmarks, sampled from real-world applications. The Python script of JSBench first calculated the arithmetic mean of all 25 benchmarks over 10 runs, and then took the geometric means of the 25 arithmetic mean, as reported in Table 1.

8.3 Data Structure Benchmarks

To assess the ability of C11Tester to discover data races, we also used the data structure benchmarks that were originally used to evaluate CDSChecker and subsequently modified to evaluate tsan11 and tsan11rec. We used the version of the benchmarks available at <https://github.com/mc-imperial/tsan11>. Note that sleep statements were added to 6 of these benchmarks to induce some variability in the schedules explored by the tsan11 [40]. We replicated the same timing strategy used in [40] and reported times that were the sum of the user time and system time measured by the `time` command. Due to differences in the implementation of the sleep statement, sleep time is partially included in C11Tester's user time and thus we removed the sleep statements for C11Tester to make the comparison fair. We executed the benchmarks in the all-core configuration to ensure that we did not put tsan11 at a disadvantage since it does not control the thread schedule.

Table 2 summarizes the experiment results for the data structure benchmarks. The times reported in Table 2 were averaged over 500 runs, and the rate columns report data races detection rates based on 500 runs. Out of 7 benchmarks, C11Tester detects data races with rates higher than tsan11rec in 4 benchmarks and tsan11 in 5 benchmarks. Tsan11 and tsan11rec did not detect races in chaselev-deque, but C11Tester did. All three tools always detected races in ms-queue.

9 RELATED WORK

Related work falls into three categories: model checkers, fuzzers, and race detectors.

Model Checkers. In the context of weak hardware memory models, researchers have developed stateful model checkers [33, 38, 50]. Stateful model checkers however are limited by the state explosion problem and have the general problem of comparing abstractly equivalent but concretely different program states.

Stateless model checkers have been developed for the C/C++ memory model. CDSChecker can model check real-world C/C++ concurrent data structures [47, 48]. More recent work has led to the development of other model checking tools that can efficiently check fragments of the C/C++ memory model [5, 36, 37]. Recent work on model checking for sequential consistency has developed partial order reduction techniques that only explore all reads-from relations and do not need to explore all sequentially consistent orderings [4]. Other tools such as Herd [6], Nitpick [12], and CppMem [10] are intended to help understand the behaviors of memory models and do not scale to real-world data structures.

CHES [46] is designed to find and reproduce concurrency bugs in C, C++, and C#. It systematically explores thread interleavings. However, it can miss concurrency bugs for C/C++ as it does not

reorder memory operations. Line-Up [19] extends CHES to check for linearization. Like CHES, it can miss bugs that are exposed by reordering of memory operations. The Inspect tool combines stateless model checking and stateful model checking to model check C and C++ code [61–64]. The Inspect tool checks code using the sequential consistency model rather than the weaker C/C++ memory model and therefore may miss concurrency bugs arising from reordered memory operations.

Dynamic Partial Order Reduction [29] and Optimal Dynamic Partial Order Reduction [2] seek to make stateless model checking more efficient by skipping equivalent executions. Maximal causal reduction [30] further refines the technique with the insight that it is only necessary to explore executions in which threads read different values. Recent work has extended these algorithms to handle the TSO and PSO memory models [3, 32, 65]. SATCheck further develops partial order reduction with the insight that it is only necessary to explore executions that exhibit new behaviors [21]. CheckFence checks concurrent code by translating it into SAT [18]. Despite these advances, model checking faces fundamental limitations that prevent it from scaling to full applications.

Fuzzers. The Relacy race detector [60] explores thread interleavings and memory operation reorderings for C++ code. The Relacy race detector has several limitations that cause it to miss executions allowed by the C/C++ memory model. Relacy imposes an execution order on the program under test in which it executes the program. Relacy then derives the modification order from the execution order; it cannot simulate (legal) executions in which the modification order is inconsistent with the execution order.

Industry tools like the IBM ConTest tool support testing concurrent software. They work by injecting noise into the execution schedule [58]. While such tools may increase the likelihood of finding races, they do not precisely control the schedule. They also do not handle weak memory models like the C/C++ memory model.

Adversarial memory increases the likelihood of observing weak memory system behaviors for the purpose of testing [28]. In the context of Java, prescient memory can simulate some of the weak behaviors allowed by the Java memory model [20]. Prescient memory however requires that the entire application be amenable to deterministic record and replay and uses a single profiling run to generate future values limiting the executions it can discover.

Concutest-JUnit extends JUnit with checks for concurrent unit tests and support for perturbing schedules using randomized waits [52]. Concurrit is a DSL designed to help reproduce concurrency bugs [24]. Developers write code in a DSL to help guide Concurrit to a bug reproducing schedule. CalFuzzer more uniformly samples non-equivalent thread interleavings by using techniques inspired by partial order reduction [54]. These approaches are largely orthogonal to C11Tester.

Race Detectors. Several tools have been designed to detect data races in code that uses standard lock-based concurrency control [25–27, 31, 42]. These tools typically verify that all accesses to shared data are protected by a locking discipline. They miss higher-level semantic races that occur when the locks allow unexpected orderings that produce incorrect results.

⁵https://developer.mozilla.org/en-US/docs/Mozilla/Projects/Thread_Sanitizer

Tsan11 extends the tsan tool to support a fragment of the C/C++11 memory model [40]. Tsan11 supports a restricted version of the C/C++ memory model and cannot produce many of the behaviors that real-world programs may exhibit. In particular, it requires that the modification order relation can be extended to a total order (that is the order in which tsan executes the statements) and thus can only produce executions in which the modification order for all memory locations is a total order. Tsan11 also does not control the thread schedule—threads execute in whatever order happens to occur. Tsan11rec extends tsan11 with support for controlled execution [41]. It also has same limitation regarding the fragment of the memory model it supports.

In [66], the lockset algorithm [53] is implemented in hardware. However, such data race detection algorithms have a high false-positives rate due to their inferential nature as well as their handling of a limited portfolio of synchronization primitives, namely locks. Moreover, these approaches were not designed to detect errors in concurrent data structures based on atomic operations.

10 CONCLUSION

We have presented C11Tester, which implements a novel approach for efficiently testing C/C++11 programs. C11Tester supports a larger fragment of the C/C++ memory model than prior work while still delivering competitive performance to prior systems. C11Tester uses a constraint-based approach to the modification order that allows testing tools to make decisions about the modification order implicitly when they select the store that a load reads from. C11Tester includes a data race detector that can identify races. C11Tester supports controlled scheduling for C/C++11 at lower overhead than prior systems. Our evaluation shows that C11Tester can find bugs in all of our benchmark applications including bugs that were missed by other tools.

ACKNOWLEDGMENTS

We thank the anonymous reviewers for their thorough and insightful comments. We are especially grateful to our shepherd Caroline Trippel for her feedback. We also thank Derek Yeh for his work on performance improvement for the C11Tester tool. This work is supported by the National Science Foundation grants CNS-1703598, OAC-1740210, and CCF-2006948.

REFERENCES

- [1] N4849: Working draft, standard for programming language c++. <http://www.open-std.org/jtc1/sc22/wg21/docs/papers/2020/n4849.pdf>, Jan 2020.
- [2] Parosh Abdulla, Stavros Aronis, Bengt Jonsson, and Konstantinos Sagonas. Optimal dynamic partial order reduction. In *Proceedings of the 2014 Symposium on Principles of Programming Languages*, pages 373–384, 2014.
- [3] Parosh Aziz Abdulla, Stavros Aronis, Mohamed Faouzi Atig, Bengt Jonsson, Carl Leonardsson, and Konstantinos Sagonas. Stateless model checking for TSO and PSO. In *Proceedings of the 21st International Conference on Tools and Algorithms for the Construction and Analysis of Systems*, pages 353–367, 2015.
- [4] Parosh Aziz Abdulla, Mohamed Faouzi Atig, Bengt Jonsson, Magnus Lång, Tuan Phong Ngo, and Konstantinos Sagonas. Optimal stateless model checking for reads-from equivalence under sequential consistency. *Proceedings of ACM on Programming Languages*, 3(OOPSLA):150:1–150:29, October 2019.
- [5] Parosh Aziz Abdulla, Mohamed Faouzi Atig, Bengt Jonsson, and Tuan Phong Ngo. Optimal stateless model checking under the release-acquire semantics. *Proceedings of the ACM on Programming Languages*, 2(OOPSLA):135:1–135:29, October 2018.
- [6] Jade Alglave, Luc Maranget, and Michael Tautschnig. Herding cats: Modelling, simulation, testing, and data mining for weak memory. *ACM Transactions on Programming Languages and Systems*, 36(2):7:1–7:74, July 2014.
- [7] F. Eugene Aumson. *gdax-orderbook-hpp*. <https://github.com/feuGeneA/gdax-orderbook-hpp>, June 2018.
- [8] Mark Batty, Kayvan Memarian, Kyndylan Nienhuis, Jean Pichon-Pharabod, and Peter Sewell. The problem of programming language concurrency semantics. In *European Symposium on Programming Languages and Systems*, pages 283–307. Springer, 2015.
- [9] Mark Batty, Scott Owens, Susmit Sarkar, Peter Sewell, and Tjark Weber. <https://www.cl.cam.ac.uk/~pes20/cpp/cmm.pdf>, 2011.
- [10] Mark Batty, Scott Owens, Susmit Sarkar, Peter Sewell, and Tjark Weber. Mathematizing C++ concurrency. In *Proceedings of the 38th Annual ACM SIGPLAN-SIGACT Symposium on Principles of Programming Languages*, 2011.
- [11] Pete Becker. ISO/IEC 14882:2011, Information technology – programming languages – C++, 2011.
- [12] Jasmin Christian Blanchette, Tjark Weber, Mark Batty, Scott Owens, and Susmit Sarkar. Nitpicking C++ concurrency. In *Proceedings of the 13th International ACM SIGPLAN Symposium on Principles and Practices of Declarative Programming*, pages 113–124, 2011.
- [13] Hans Boehm and Brian Demsky. Outlawing ghosts: Avoiding out-of-thin-air results. In *Proceedings of ACM SIGPLAN Workshop on Memory Systems Performance and Correctness*, pages 7:1–7:6, June 2014.
- [14] Hans-J. Boehm. Can seqlocks get along with programming language memory models? In *Proceedings of the 2012 ACM SIGPLAN Workshop on Memory Systems Performance and Correctness*, pages 12–20, June 2012.
- [15] Hans-J. Boehm. N3786: Prohibiting “out of thin air” results in C++14. <http://www.open-std.org/jtc1/sc22/wg21/docs/papers/2013/n3786.htm>, September 2013.
- [16] Hans-J. Boehm, Mark Batty, Brian Demsky, Olivier Giroux, Paul McKenney, Peter Sewell, Francesco Zappa Nardelli, et al. N3710: Specifying the absence of “out of thin air” results (LWG2265). <http://www.open-std.org/jtc1/sc22/wg21/docs/papers/2013/n3710.html>, August 2013.
- [17] Hans-J. Boehm, Olivier Giroux, and Viktor Vafeiades. P0982r0: Weaken release sequences. <http://www.open-std.org/jtc1/sc22/wg21/docs/papers/2018/p0982r0.html>, April 2018.
- [18] Sebastian Burckhardt, Rajeev Alur, and Milo M. K. Martin. CheckFence: Checking consistency of concurrent data types on relaxed memory models. In *Proceedings of the 2007 Conference on Programming Language Design and Implementation*, pages 12–21, 2007.
- [19] Sebastian Burckhardt, Chris Dern, Madanlal Musuvathi, and Roy Tan. Line-up: A complete and automatic linearizability checker. In *Proceedings of the 2010 ACM SIGPLAN Conference on Programming Language Design and Implementation*, pages 330–340, 2010.
- [20] Man Cao, Jake Roemer, Aritra Sengupta, and Michael D. Bond. Prescient memory: Exposing weak memory model behavior by looking into the future. In *Proceedings of the 2016 ACM SIGPLAN International Symposium on Memory Management*, pages 99–110, 2016.
- [21] Brian Demsky and Patrick Lam. SATCheck: SAT-directed stateless model checking for SC and TSO. In *Proceedings of the 2015 Conference on Object-Oriented Programming, Systems, Languages, and Applications*, pages 20–36, October 2015.
- [22] Changxue Deng. Mabain: A fast and light-weighted key-value store library. <https://github.com/chxdeng/mabain>, November 2018.
- [23] Ulrich Drepper. ELF handling for thread-local storage. <https://akkadia.org/drepper/tls.pdf>, August 2013.
- [24] Tayfun Elmas, Jacob Burnim, George Necula, and Koushik Sen. ConcurrIt: A domain specific language for reproducing concurrency bugs. In *Proceedings of the 34th ACM SIGPLAN Conference on Programming Language Design and Implementation, PLDI '13*, pages 153–164, 2013.
- [25] Tayfun Elmas, Shaz Qadeer, and Serdar Tasiran. Goldilocks: A race and transaction-aware Java runtime. In *Proceedings of the 2007 ACM SIGPLAN Conference on Programming Language Design and Implementation*, pages 245–255, 2007.
- [26] Dawson Engler and Ken Ashcraft. RacerX: Effective, static detection of race conditions and deadlocks. In *Proceedings of the Nineteenth ACM Symposium on Operating Systems Principles*, pages 237–252, 2003.
- [27] Cormac Flanagan and Stephen N. Freund. FastTrack: Efficient and precise dynamic race detection. In *Proceedings of the 2009 ACM SIGPLAN Conference on Programming Language Design and Implementation*, pages 121–133, 2009.
- [28] Cormac Flanagan and Stephen N. Freund. Adversarial memory for detecting destructive races. In *Proceedings of the 2010 ACM SIGPLAN Conference on Programming Language Design and Implementation*, pages 244–254, 2010.
- [29] Cormac Flanagan and Patrice Godefroid. Dynamic partial-order reduction for model checking software. In *Proceedings of the 2005 Symposium on Principles of Programming Languages*, pages 110–121, 2005.
- [30] Jeff Huang. Stateless model checking concurrent programs with maximal causality reduction. In *Proceedings of the 2015 Conference on Programming Language Design and Implementation*, pages 165–174, 2015.
- [31] Jeff Huang, Patrick Meredith, and Grigore Rosu. Maximal sound predictive race detection with control flow abstraction. In *Proceedings of the 35th annual ACM SIGPLAN conference on Programming Language Design and Implementation*

- (PLDI'14), pages 337–348. ACM, June 2014.
- [32] Shiyu Huang and Jeff Huang. Maximal causality reduction for TSO and PSO. In *Proceedings of the 2016 ACM SIGPLAN International Conference on Object-Oriented Programming, Systems, Languages, and Applications*, pages 447–461, 2016.
- [33] Bengt Jonsson. State-space exploration for concurrent algorithms under weak memory orderings. *SIGARCH Computer Architecture News*, 36(5):65–71, June 2009.
- [34] ISO JTC. ISO/IEC 9899:2011, Information technology – programming languages – C, 2011.
- [35] Max Khiszinsky. <https://github.com/khizmax/libcds>, Dec 2017.
- [36] Michalis Kokologiannakis, Ori Lahav, Konstantinos Sagonas, and Viktor Vafeiadis. Effective stateless model checking for C/C++ concurrency. *Proceedings of the ACM on Programming Languages*, 2(POPL):17:1–17:32, December 2017.
- [37] Michalis Kokologiannakis, Azalea Raad, and Viktor Vafeiadis. Model checking for weakly consistent libraries. In *Proceedings of the 40th ACM SIGPLAN Conference on Programming Language Design and Implementation*, PLDI 2019, pages 96–110, 2019.
- [38] Michael Kuperstein, Martin Vechev, and Eran Yahav. Automatic inference of memory fences. In *Proceedings of the Conference on Formal Methods in Computer-Aided Design*, pages 111–120, 2010.
- [39] Leslie Lamport. Time, clocks, and the ordering of events in a distributed system. *Communications of the ACM*, 21(7):558–565, July 1978.
- [40] Christopher Lidbury and Alastair F. Donaldson. Dynamic race detection for C++11. In *Proceedings of the 44th ACM SIGPLAN Symposium on Principles of Programming Languages*, POPL 2017, pages 443–457, New York, NY, USA, 2017. ACM.
- [41] Christopher Lidbury and Alastair F. Donaldson. Sparse record and replay with controlled scheduling. In *Proceedings of the 40th ACM SIGPLAN Conference on Programming Language Design and Implementation*, PLDI 2019, pages 576–593, 2019.
- [42] Brandon Lucia, Luis Ceze, Karin Strauss, Shaz Qadeer, and Hans Boehm. Conflict exceptions: Simplifying concurrent language semantics with precise hardware exceptions for data-races. In *Proceedings of the 37th Annual International Symposium on Computer Architecture*, pages 210–221, 2010.
- [43] Nuno Machado, Brandon Lucia, and Luis Rodrigues. Concurrency debugging with differential schedule projections. *SIGPLAN Not.*, 50(6):586–595, June 2015.
- [44] Nuno Machado, Brandon Lucia, and Luis Rodrigues. Production-guided concurrency debugging. *SIGPLAN Not.*, 51(8), February 2016.
- [45] Pablo Montesinos, Luis Ceze, and Josep Torrellas. Delorean: Recording and deterministically replaying shared-memory multiprocessor execution efficiently. *SIGARCH Comput. Archit. News*, 36(3):289–300, June 2008.
- [46] Madanlal Musuvathi, Shaz Qadeer, Piramanayagam Arumuga Nainar, Thomas Ball, Gerard Basler, and Iulian Neamtii. Finding and reproducing Heisenbugs in concurrent programs. In *Proceedings of the Eighth USENIX Symposium on Operating Systems Design and Implementation*, pages 267–280, 2008.
- [47] Brian Norris and Brian Demsky. CDSChecker: Checking concurrent data structures written with C/C++ atomics. In *Proceedings of the 2013 Conference on Object-Oriented Programming, Systems, Languages, and Applications*, pages 131–150, October 2013.
- [48] Brian Norris and Brian Demsky. A practical approach for model checking C/C++11 code. *ACM Transactions on Programming Languages and Systems*, 38(3):10:1–10:51, May 2016.
- [49] Peizhao Ou and Brian Demsky. Towards understanding the costs of avoiding out-of-thin-air results. *Proceedings of the ACM on Programming Languages Volume 2 Issue OOPSLA*, 2(OOPSLA):136:1–136:29, October 2018.
- [50] Seungjoon Park and David L. Dill. An executable specification and verifier for relaxed memory order. *IEEE Transactions on Computers*, 48(2):227–235, February 1999.
- [51] Gregor Richards, Andreas Gal, Brendan Eich, and Jan Vitek. Automated construction of javascript benchmarks. In *Proceedings of the 2011 ACM International Conference on Object Oriented Programming Systems Languages and Applications*, OOPSLA '11, page 677–694, New York, NY, USA, 2011. Association for Computing Machinery.
- [52] Mathias Guenter Ricken. *A Framework for Testing Concurrent Programs*. PhD thesis, Houston, TX, USA, 2011. AAI3463989.
- [53] Stefan Savage, Michael Burrows, Greg Nelson, Patrick Sobalvarro, and Thomas Anderson. Eraser: A dynamic data race detector for multithreaded programs. *ACM Transactions on Computer Systems*, 15:391–411, November 1997.
- [54] Koushik Sen. Effective random testing of concurrent programs. In *Proceedings of the Twenty-second IEEE/ACM International Conference on Automated Software Engineering*, ASE '07, pages 323–332, 2007.
- [55] Stephen Tu, Wenting Zheng, and Eddie Kohler. Silo: Multicore in-memory storage engine. <https://github.com/stephentu/silo>, March 2015.
- [56] Stephen Tu, Wenting Zheng, Eddie Kohler, Barbara Liskov, and Samuel Madden. Speedy transactions in multicore in-memory databases. In *Proceedings of the Twenty-Fourth ACM Symposium on Operating Systems Principles*, SOSP '13, pages 18–32, 2013.
- [57] Paul Turner. User-level threads...with threads. <https://blog.linuxplumbersconf.org/2013/ocw/system/presentations/1653/original/LPC%20-%20User%20Threading.pdf#4>, 2013.
- [58] Shmuel Ur. Testing and debugging concurrent software – challenges and solutions. https://www.research.ibm.com/haifa/conferences/hvc2010/present/Testing_and_Debugging_Concurrent_Software.pdf, 2010.
- [59] Viktor Vafeiadis and Chinmay Narayan. Relaxed separation logic: A program logic for c11 concurrency. In *Proceedings of the 2013 ACM SIGPLAN International Conference on Object-Oriented Programming, Systems, Languages, and Applications*, pages 867–884, 2013.
- [60] Dmitriy Vyukov. Relacy race detector. <http://relacy.sourceforge.net/>, October 2011.
- [61] Chao Wang, Yu Yang, Aarti Gupta, and Ganesh Gopalakrishnan. Dynamic model checking with property driven pruning to detect race conditions. *ATVA LNCS*, (126–140), 2008.
- [62] Yu Yang, Xiaofang Chen, Ganesh Gopalakrishnan, and Robert M. Kirby. Distributed dynamic partial order reduction based verification of threaded software. In *Proceedings of the 14th International SPIN Conference on Model Checking Software*, pages 58–75, 2007.
- [63] Yu Yang, Xiaofang Chen, Ganesh Gopalakrishnan, and Robert M. Kirby. Efficient stateful dynamic partial order reduction. In *Proceedings of the Fifteenth International SPIN Workshop*, pages 288–305, August 2008.
- [64] Yu Yang, Xiaofang Chen, Ganesh Gopalakrishnan, and Chao Wang. Automatic discovery of transition symmetry in multithreaded programs using dynamic analysis. In *Proceedings of the 16th International SPIN Workshop on Model Checking Software*, pages 279–295, 2009.
- [65] Naling Zhang, Markus Kusano, and Chao Wang. Dynamic partial order reduction for relaxed memory models. In *Proceedings of the 36th ACM SIGPLAN Conference on Programming Language Design and Implementation*, pages 250–259, 2015.
- [66] Pin Zhou, Radu Teodorescu, and Yuan Yuan Zhou. HARD: Hardware-assisted lockset-based race detection. In *Proceedings of the 2007 IEEE 13th International Symposium on High Performance Computer Architecture*, pages 121–132, 2007.
- [67] Xinjing Zhou. Iris: A low latency asynchronous C++ logging library. <https://github.com/zxjcarrot/iris>, October 2015.

A PROOF OF EQUIVALENCE BETWEEN OPERATIONAL AND AXIOMATIC MODELS

We first present the formalization of our axiomatic model. We then show how to lift a trace produced by our operational model to an axiomatic-style execution and prove that lifting the set of traces produced by our operational model gives rise to executions that exactly match the executions allowed by our restricted axiomatic model. We refer to the axiomatic model that is based on the C++11 memory model but incorporates the first and the third changes described in Section A.1 below as the *modified C++11 memory model*. We refer to the axiomatic model presented in Section A.1 as the *restricted axiomatic model* or *our axiomatic model*. Our axiomatic model is stronger than the modified C++11 memory model.

We also introduce some notations in this Section. Let P be a program written in our language described in Figure 8 of the paper. Let $\text{Consistent}(P)$ denote the set of executions allowed by the modified C++11 memory model, $\text{rConsistent}(P)$ denote the set of executions allowed by our axiomatic memory model, and $\text{traces}(P)$ denote the set of traces produced by our operational model. We use σ to denote an individual trace, which is a finite sequence of state transitions, i.e.,

$$\sigma = s_0 \xrightarrow{t_1} s_1 \xrightarrow{t_2} \dots \xrightarrow{t_m} s_m$$

The set of axiomatic-style executions obtained by lifting a trace σ is denoted as $\text{lift}(\sigma)$. Lifting a trace gives rise to a set of executions because the extension of the *mo-graph* is not unique, as explained in Section A.2. We write $\overline{\text{lift}}(\sigma)$ when we wish to refer to a single execution in $\text{lift}(\sigma)$.

A.1 Restricted Axiomatic Model

We present the formalization of our axiomatic model by making following changes to the formalization of Batty *et al.* [9, 10]:

1) **Use the C/C++20 release sequence definition:** This corresponds to changing the definition of "rs_element" (in Section 3.6 of their formalization) by dropping the "same_thread a rs_head" term.

2) **Add $hb \cup sc \cup rf$ is acyclic:** This is implemented by adding the following to their formalization in Section 3:

- Add the following definition:
"let $\text{acyclic_hb_sc_rf actions } hb \text{ } sc \text{ } rf = \text{irrefl actions tc } (hb \cup sc \cup rf)$ "
- Add the following term to the conjunct in Section 3.11:
" $\text{acyclic_hb_sc_rf } X.o.\text{actions } hb \text{ } X.w.sc \text{ } X.w.rf \wedge$ "

3) **Strengthen consume atomics to acquire:** This is implemented with the following two changes in Section 2.1:

- Make is_consume always false.
- Change the MO_CONSUME case for $\text{is_acquire } a$ to " $\text{is_read } a \vee \text{is_fence } a$ ".

Therefore, the set of executions allowed by our restricted axiomatic model can be expressed as:

$$\text{rConsistent}(P) = \text{Consistent}(P) \wedge \text{acyclic}(hb \cup sc \cup rf).$$

Since we do not consider the consume memory ordering, the hb relation is the transitive closure of sb and sw . In the simple language described in Figure 8, an sw edge is either an *additional synchronizes with* (asw) edge, an rf edge, or a combination of sb and rf edges

(release-acquire synchronization involving fences). Therefore, we have

$$sb \cup asw \subseteq hb \subseteq sb \cup asw \cup rf,$$

and we can deduce that

$$sb \cup asw \cup sc \cup rf \subseteq hb \cup sc \cup rf \subseteq sb \cup asw \cup sc \cup rf,$$

which implies that $hb \cup sc \cup rf = sb \cup asw \cup sc \cup rf$. Therefore,

$$\text{rConsistent}(P) = \text{Consistent}(P) \wedge \text{acyclic}(sb \cup asw \cup sc \cup rf).$$

A.2 Lifting Traces

We need to extend our operational states with auxiliary labels in order to track events. We define a label as $\text{Label} \triangleq \{1, 2, 3, \dots\} \cup \{\perp\}$. We extend ThrState with a *last sequenced before* (lsb) label and a *last additional synchronizes with* ($lasw$) label to track sb and asw relations, and State with a *last sequentially consistent* (lsc) label to track sc relations. The $lasw$ label stores the last instruction the parent thread performs before forking a new thread. Each load, store, or RMW element will have an *event* label representing its unique event id.

The Load, Store, RMW, and Fence in Figure 8 correspond to atomic load, store, RMW, and fence events in an execution. Loads from and stores to LocNA correspond to non-atomic reads and writes in an execution. The event labels inside LoadElem , StoreElem , RMWElem , and FenceElem will match the event ids of their corresponding events in the execution.

We will describe how to lift traces in the following. The instructions referred to below are the ones that create events in an execution.

When a thread T performs an instruction and $T.lsb \neq \perp$, an sb edge is created from $T.lsb$ to the current instruction. Similarly, when a seq_cst instruction is performed and $\Sigma.lsc \neq \perp$, an sc edge is created from $\Sigma.lsc$ to the current seq_cst instruction. The rf edges can be created by inspecting traces and checking the rf fields of LoadElems and RMWElems .

The asw edges can be created in two ways: a) When a thread T performs a Fork instruction, creating a new thread T' , the new thread T' stores $T.lsb$ in the field $T'.lasw$. Then when T' performs an instruction and $T'.lasw \neq \perp$, a asw edge is created; b) When thread T' has finished, the parent thread T performs a Join instruction with the thread id of T' . If $T'.lsb \neq \perp$, an asw edge is created when T performs the next instruction.

The *mo-graph* of a trace models *mo* relations in an execution. However, the *mo-graph* at a memory location may sometimes only capture a partial order over all stores to the location. We know that a partial order can always be extended to a total order. Therefore, we can perform a topological sort of the *mo-graph* at each memory location, and extend the obtained *mo* relations to total orders if necessary. Then, we can create *mo* edges in the lifted trace based on the extended *mo* relations. Since linear extensions of a partial order are not unique, lifting a trace may give rise up multiple axiomatic-style executions.

Since the operational model requires atomic loads to read from stores that have been processed by the operational model, and the sb , sc , and asw edges are constructed to be consistent with the program order in the lifting process, we have that $(sb \cup asw \cup rf \cup sc)$ is acyclic. We summarize this relation as the Lemma below.

LEMMA 4. Let P be an arbitrary program and $\sigma \in \text{traces}(P)$. Then for any $E \in \text{lift}(\sigma)$, the union of *sb*, *asw*, *sc*, and *rf* edges in E is acyclic.

A.3 Equivalence of Axiomatic and Operational Models

Our goal is to show that for an arbitrary program P , the set of executions allowable by our restricted axiomatic model is equivalent to the set of executions we get by lifting traces that our operational model can produce, i.e.,

$$\forall P \forall E. E \in \text{rConsistent}(P) \Leftrightarrow \exists \sigma \in \text{traces}(P). E \in \text{lift}(\sigma).$$

DEFINITION 1. Let P be an arbitrary program and E be an axiomatic-style execution of P . We define \bar{E} as the execution that only contains *sb*, *asw*, *sc*, and *rf* edges in E together with events in E .

Given an execution $E \in \text{rConsistent}(P)$ that consists of n events, \bar{E} is a DAG, which can be topologically sorted to give an ordering, e_1, \dots, e_n , that is consistent with the order that events are added to E as the program is running.

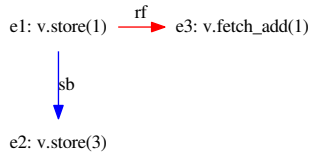


Figure 17: Example where the partial execution graph E_2 misses *mo* edges

Based on the topological sort, we define the *partial execution graph* E_i of E as the execution that consists of the first i events, together with *sb*, *asw*, *sc*, *rf*, and *mo* edges such that the sources and destinations of included relations are events in E_i , where $0 \leq i \leq n$. E_0 is defined as the empty execution.

Since we do not consider *mo* edges in the topological sort, some partial execution graph E_i may contain events where there exists modification ordering between them in E but the *mo* edges are missing in E_i . For example, in Figure 17, $\{e_1, e_2, e_3\}$ is a valid topological sort of \bar{E} , and we also have $e_1 \xrightarrow{mo} e_3 \xrightarrow{mo} e_2$, but no *mo* edge is present in the partial execution graph E_2 . To deal with this issue, we define the *modification order* at an atomic location M in partial execution graph E_i as a total order S_i^M over events of E_i that modifies M such that S_i^M is consistent with the modification order at location M in the complete execution graph E . For atomic modifications X and Y in S_i^M , if X precedes Y , then we write $X \xrightarrow{S_i^M} Y$.

The equivalence proof between axiomatic and operational models contains two directions, and we will break it down into Lemma 5 and Lemma 6. In the proofs of the two lemmas below, for a store event e_i in E , there is a corresponding node in the *mo-graph* of the equivalent trace in the operational model. Although e_i is technically an event in an axiomatic execution, we sometimes abuse the notation and use e_i to refer to the corresponding node in the *mo-graph* of the equivalent trace. If the node corresponding to e_i

is modification ordered before the node corresponding to e_j in a *mo-graph*, then we may say $e_i \xrightarrow{mo} e_j$ exists in the *mo-graph*.

In the forward direction (Lemma 5), the proof strategy is to apply induction on the construction of partial execution graphs. More specifically, if E_i is a partial execution graph of E such that there exists at least one trace σ_i where $E_i \in \text{lift}(\sigma_i)$, then when E_i is extended to E_{i+1} , we can construct a trace σ_{i+1} that is an extension of σ_i such that $E_{i+1} \in \text{lift}(\sigma_{i+1})$.

LEMMA 5. Let P be an arbitrary program, and $E \in \text{rConsistent}(P)$ be an execution. Then there exists a trace $\sigma \in \text{traces}(P)$ such that $E \in \text{lift}(\sigma)$.

PROOF. Let P be an arbitrary program, and $E \in \text{rConsistent}(P)$ be an execution. Let e_1, \dots, e_n be a topological sort of \bar{E} . We will prove by induction on the construction of partial execution graphs of E as described in our proof strategy.

Base case: When $i = 0$, E_0 is the empty execution. We can take the initial trace σ_0 that is the initial state of the program P without any transitions, and $E_0 \in \text{lift}(\sigma_0)$. At this point the *mo-graph* is empty as well.

Inductive step: Suppose that for some $i < n$, we have constructed the partial execution graph E_i and that there exists some trace σ_i such that $E_i \in \text{lift}(\sigma_i)$. We will assume throughout the proof that the instructions used for the state transitions match the events being added. Also note that each visible instruction adds a context switch after it, so there is always the ability to change to the required thread. We will extend E_i by adding the next event e_{i+1} , and show that we can construct a σ_{i+1} that is the extension of σ_i such that $E_{i+1} \in \text{lift}(\sigma_{i+1})$. In the following, we will first analyze five different cases of incoming edges to e_j , and then show that we can extend the *mo-graph* of σ_{i+1} to the modification orders in E_{i+1} .

A.1. If e_{i+1} has no incoming edges, then e_{i+1} must be the event e_1 , corresponding to the first visible instruction in the initial thread. Because if $e_{i+1} \neq e_1$, there must be an *sb* edge or an *asw* edge coming to e_{i+1} . We can construct $\sigma_{i+1} = \sigma_1$ by letting the initial thread execute until the instruction corresponding to e_1 is executed.

A.2. If e_{i+1} has an incoming *sb* edge from some event e_j , then from the last state of σ_i , we must switch to the thread that executes e_j and continue until the instruction corresponding to e_{i+1} is executed, to obtain σ_{i+1} .

A.3. If e_{i+1} has an incoming *asw* edge, then we have two scenarios: e_{i+1} is the first event in a newly created thread; or a thread is finishing and joining onto its parent thread, and e_{i+1} is an event in the parent thread. In any case, let e_j be the source of the *asw* edge, and t be the thread performing e_j .

In the first case, there must be a Fork instruction after e_j and before the next visible instruction in thread t . The event e_j must also be the last event completed in thread t , because otherwise, the source of the *asw* edge would be some event other than e_j . To produce the trace σ_{i+1} , we can switch to thread t and run the program until the Fork is done, switch to the newly created thread, and run until e_{i+1} is done.

In the second case, the thread t is finishing, and there is no more visible instruction in thread t . To produce the trace σ_{i+1} , we can switch to thread t and run until t finishes, then switch to the

parent thread, and run until e_{i+1} is done. We must encounter a Join instruction before e_{i+1} is done, because otherwise the destination of the *asw* edge would be some event other than e_{i+1} .

A.4. If e_{i+1} has an incoming *sc* edge from some event e_j , then it is similar to the case of *sb*. To obtain σ_{i+1} , we will switch to the thread that performs e_{i+1} and continue until e_{i+1} is done. There shall be no *seq_cst* events sequenced before e_{i+1} that has not yet been performed, because otherwise, there cannot be an *sc* edge from e_j to e_{i+1} in E_{i+1} .

A.5. If e_{i+1} has an incoming *rf* edge from some event e_j , then we need to show that it is valid for e_{i+1} to read from e_j in σ_{i+1} . Let e_{i+1} be an RMW or atomic read at M . We claim that e_j belongs to the set constructed by BUILD_MAY_READ_FROM procedure when the operational model processes the instruction that creates e_{i+1} . The for loop in the procedure considers the thread that performs e_j . If event e_j does not happen before e_{i+1} , then $e_j \in \text{base}$ at line 8. If e_j happens before e_{i+1} , then there cannot be any event e_k that modifies M and that $e_j \xrightarrow{sb} e_k \xrightarrow{hb} e_{i+1}$, because in that case, Write-Read Coherence (CoWR) would forbid e_{i+1} from reading from e_j in E_{i+1} . Therefore, $e_j \in \text{base}$ at line 8. Now we will show that e_j is not removed at line 10 when e_{i+1} has *seq_cst* memory ordering. If the last *seq_cst* modification of M that precedes e_{i+1} in the total order of *sc*, i.e., S at line 4, does not exist, then we are done. Assume such S exists. According to Section 29.3 statement 3 of the C++11 standard, e_{i+1} either reads from S or some non-*seq_cst* modification of M that does not happen before S . The fact that e_{i+1} reads from e_j in E_{i+1} implies that e_j is either S or a non-*seq_cst* modification that does not happen before S . Hence, e_j is not removed from *base* at line 10. If e_{i+1} is an RMW, then e_j has not been read by any other RMW, because no two RMWs can read from the same modification in E_{i+1} . Hence, e_j is in the set returned from the BUILD_MAY_READ_FROM procedure.

We still need to show that having e_{i+1} read from e_j does not create a cycle in the *mo-graph*. The discussion in paragraph B.2 below about how an atomic load updates the *mo-graph* shows that having e_{i+1} read from e_j , the updated *mo-graph* is still consistent with modification orders in E_{i+1} . Thus, e_{i+1} reading from e_j does not create a cycle in *mo-graph*. We defer the proof to paragraph B.2.

Now we will show that the *mo-graph* of σ_{i+1} can be extended to the modification orders in E_{i+1} . The *mo-graph* is updated when the operational model processes an atomic store, load, or RMW. So we will assume that e_{i+1} corresponds to an atomic store, load, or RMW. Otherwise, the modification orders in E_{i+1} are the same as those in E_i , and the *mo* edges in *mo-graph* are not updated, and hence *mo-graph* of σ_{i+1} can be extended to the modification orders in E_{i+1} by inductive hypothesis.

B.1. Suppose e_{i+1} is an atomic store that modifies atomic location M . We consider two cases: e_{i+1} is the last element in S_{i+1}^M ; or e_{i+1} is not the last element S_{i+1}^M .

In the first case, e_{i+1} is the last element in the modification order S_{i+1}^M of E_{i+1} . Let e_j be the second last element in S_{i+1}^M . Since e_j precedes e_{i+1} in modification order, the modification ordering is either

forced by coherence rules, consistent with *sc* relations, consistent with Section 29.3 statement 7 of C++11 standard, or not forced by any relations in E_{i+1} . If the modification ordering between e_j and e_{i+1} is forced by coherence rules under *hb* and *rf* relations in E_{i+1} , then the coherence rules being inferred can only be Coherence of Write-Write (CoWW) or Coherence of Read-Write (CoRW), because the other two coherence rules require *rf* relations that are not present in E_{i+1} . For CoWW, line 12 in the WRITE_PRIOR_SET procedure considers the atomic store X corresponding to e_j and adds it to *priorset*. We claim that the store X will not be filtered out by the *last* function call in line 13, because otherwise there would be an atomic store event e_k (different from e_{i+1}) sequenced after e_j , contradicting the assumption that e_j is the second last element in S_{i+1}^M . The case for CoRW is similar. If the modification ordering between e_j and e_{i+1} is consistent with *sc* relations, then e_j and e_{i+1} are both *seq_cst* atomic stores and line 4 in the WRITE_PRIOR_SET procedure considers such case. If the modification ordering between e_j and e_{i+1} is consistent with Section 29.3 statement 7 of C++11 standard, then this case is dealt with at line 11 in the WRITE_PRIOR_SET procedure. If the modification ordering between e_j and e_{i+1} is not forced by any relations in E_{i+1} , then the *mo-graph* does not contain a *mo* edge from e_j to e_{i+1} , and we are free to extend *mo-graph* to include S_{i+1}^M . In fact, the algorithm WRITE_PRIOR_SET may add *mo* edges from events modification ordered before e_j to e_{i+1} . This is not a problem, because adding such edges does not introduce modification ordering not present in the modification order of E_{i+1} .

In the second case, let e_j be the event immediately preceding e_{i+1} in S_{i+1}^M , and e_k be the event immediately succeeding e_{i+1} in S_{i+1}^M . Without loss of generality, assume e_k is the last event in S_{i+1}^M . The modification ordering between e_j and e_{i+1} could be any one of the cases discussed in the first case in this paragraph. So we do not repeat the same argument. However, since all other events in E_{i+1} including e_k come before e_{i+1} in the topological order, there is no chain of *rf*, *sb*, *asw*, and *sc* edges that come from e_{i+1} to any other event in E_{i+1} . Thus, the only possibility is that no relations in E_{i+1} force the existence of the modification ordering between e_{i+1} and e_k . Hence, the *mo* edge between e_{i+1} and e_k does not exist in the *mo-graph* of σ_{i+1} , and we are free to extend *mo-graph* to include S_{i+1}^M . If e_k is not the last event in S_{i+1}^M , then the same argument applies to any event modification ordered after e_k in S_{i+1}^M .

B.2. Suppose that e_{i+1} is an atomic load that reads from event e_j at atomic location M . Adding event e_{i+1} does not change the modification order at M from E_i to E_{i+1} , but performing the instruction corresponding to e_{i+1} may change the *mo-graph* from σ_i to σ_{i+1} . We will show that the *mo-graph* in σ_{i+1} can still be extended to the modification orders in E_{i+1} . Line 6, 7, and 8 in READ_PRIOR_SET procedure consider statements 5, 4, and 6 in Section 29.3 of the standard. For each thread, if such S_1 , S_2 , and S_3 exist, the events corresponding to them are all modification ordered before e_j in E_{i+1} . Therefore, having *mo* edges from S_1 , S_2 , and S_3 to e_j in *mo-graph* does not conflict with the modification orders in E_{i+1} . Line 9 in the READ_PRIOR_SET procedure considers Write-Read Coherence (CoWR) and Read-Read Coherence (CoRR). If an *mo* edge from some event e_k to e_j in *mo-graph* is induced by CoWR and CoRR, then e_k must be modification ordered before e_j in E_{i+1} by the standard. Hence, when extending σ_i to σ_{i+1} , the newly created *mo* edges in *mo-graph* do

not conflict with modification orders in E_{i+1} . Because the *mo-graph* in σ_i can be extended to the modification orders of E_i by inductive hypothesis, so can the *mo-graph* in σ_i be extended to the modification orders of E_{i+1} .

B.3. Suppose that e_{i+1} is an atomic RMW that reads from e_j . An RMW modifies the *mo-graph* in three phases: performing an atomic load, migrating *mo* edges using the AddRMWEdge procedure, and performing an atomic store. We also consider two cases.

In the first case, e_{i+1} is the last element in S_{i+1}^M of E_{i+1} . The first and third phases have been discussed in paragraphs B.1 and B.2. In the second phase, since e_{i+1} is the last element in S_{i+1}^M , no edges in *mo-graph* are migrated. Then an *mo* edge is added from e_j to e_{i+1} in *mo-graph*, which does not conflict with the modification order S_{i+1}^M , because an atomic RMW is immediately modification ordered after the modification it reads from.

In the second case, e_{i+1} is not the last element in S_{i+1}^M . Since e_{i+1} reads from e_j , e_j must immediately precede e_{i+1} in S_{i+1}^M . The first phase of the RMW is equivalent to an atomic load. In the second phase, any outgoing *mo* edges from e_j will be migrated to outgoing *mo* edges from e_{i+1} , and an *mo* edge is added from e_j to e_{i+1} in *mo-graph*. The third phase is the same as the second case of an atomic store, except that for an event e_k modification ordered after e_{i+1} in S_{i+1}^M , there may exist *mo* edges from e_{i+1} to e_k in *mo-graph* due to edge migrations in the second phase.

In both cases, the *mo-graph* of σ_{i+1} does not contain *mo* edges that conflict with modification orders in E_{i+1} . Hence, the *mo-graph* of σ_{i+1} can be extended to include modification orders in E_{i+1} .

Considering all above cases in paragraphs B.1, B.2, and B.3, the *mo-graph* of σ_{i+1} can be extended to the modification orders in E_{i+1} , and the proof completes. \square

LEMMA 6. *Let P be an arbitrary program, and $\sigma \in \text{traces}(P)$ be a trace. Then for all $E \in \text{lift}(\sigma)$, we have $E \in \text{rConsistent}(P)$.*

PROOF. In the backward direction, we want to show that given a program P and a trace σ produced by the operational model, then any execution $E \in \text{lift}(\sigma)$ obtained by lifting the trace σ is an element of $\text{rConsistent}(P)$. We will prove by induction on the construction of the partial trace σ_i . Specially, if we have $E_k \in \text{lift}(\sigma_i)$, where E_k is a partial execution graph of E based on a topological sort of \bar{E} , then when σ_i is extended to σ_{i+1} , we have $E_k \in \text{lift}(\sigma_{i+1})$ or $E_{k+1} \in \text{lift}(\sigma_{i+1})$, where E_{k+1} is also a partial execution graph of E subject to the same topological sort.

Let P be an arbitrary program and $\sigma \in \text{traces}(P)$ be a trace produced by our operational model. Let $E \in \text{lift}(\sigma)$ be an execution obtained by lifting the trace σ . In Section A.2, we have argued that when only considering *sb*, *asw*, *rf* and *sc* edges, any execution obtained by lifting a trace is acyclic. In the process of lifting traces, some transitions create events while some do not. Label the events in E in the order that they are created by transitions in σ is a natural topological sort of \bar{E} . All the partial execution graphs described below are based on this natural topological sort. We also have the *mo-graph* of all partial traces σ_i be extended in a way that is consistent with E in the lifting process. We will use $\text{lift}(\sigma_i)$ to refer to the specific execution in $\text{lift}(\sigma_i)$ whose *mo-graph* extension is consistent with that of E .

Base case: when $i = 0$, σ_0 is the empty trace, which is the initial state of the operation model for P . Thus, $\text{lift}(\sigma_0)$ is the empty execution graph E_0 , which is a valid partial execution graph of E .

Inductive step: suppose we have constructed a partial trace σ_i of σ and that $\text{lift}(\sigma_i) = E_k$, where E_k is a partial execution graph of E . We will show that when σ_i is extended to σ_{i+1} by executing the next transition t_{i+1} , we have either $\text{lift}(\sigma_{i+1}) = E_k$ or $\text{lift}(\sigma_{i+1}) = E_{k+1}$, where E_{k+1} is a partial execution graph of E .

We will consider different cases for the transition t_{i+1} below.

Invisible Instruction. If the transition t_{i+1} is an invisible instruction, such as an *if* statements, an assignment to non-atomic locations, and the empty statement ϵ , then it leaves E_k unchanged, and $\text{lift}(\sigma_{i+1}) = E_k$. For *if* statements, the partial trace at this point determines a branch to take, and proving that taking the branch will produce a valid partial execution graph when lifted comes down to proving the rest of cases analyzed.

Visible Instruction. If the next transition t_{i+1} creates a new event e_{k+1} in the lifting process, we have $\text{lift}(\sigma_{i+1}) = E_{k+1}$. Moreover, new *sb*, *asw*, *sc* edges, and updates in the modification orders may also be added to E_k to form E_{k+1} . We already show that E_{k+1} has acyclic *sb* \cup *asw* \cup *rf* \cup *sc* edges. So we only need to show that E_{k+1} is a partial execution graph of E .

We will discuss the newly added *sb* and *asw* edges first. Suppose the transition t_{i+1} is a general visible instruction that corresponds to the event e_{k+1} . We will consider new *sb* and *asw* edges that may be added to E_k when lifting σ_{i+1} . Suppose that t_{i+1} is performed by thread t and is not the first visible instruction in thread t . Then an *sb* edge will be drawn from the last visible event performed by t to e_{k+1} . Suppose that t_{i+1} is the first visible instruction performed by thread t . If t is the main thread, then no new edges to e_{k+1} will be added during lifting. If t is not the main thread, then the parent thread t' that created t must have performed a Fork instruction, and an *asw* edge from the last visible instruction sequenced before the Fork instruction to e_{k+1} will be added to E_k , to obtain E_{k+1} . It is clear that the way we construct *sb* and *asw* edges in lifting traces is consistent with the C++ axiomatic model.

Visible Instruction (Atomic Store). If the next transition t_{i+1} is an atomic store statement at location M , it will create an *StoreElem* that corresponds to the event e_{k+1} . We will focus on the changes to modification orders and *sc* relations. If e_{k+1} is a *seq_cst* store, lifting σ_{i+1} will cause an *sc* edge to be added from the last *seq_cst* event to e_{k+1} . Line 4 in the `WRITEPRIORSET` procedure ensures that *mo* edges in the *mo-graph* conform with *sc* relations by adding an *mo* edge from the last *seq_cst* store at M to e_{k+1} in the *mo-graph* if the last *seq_cst* store at M exists. So modification orders confirm with *sc* relations in E_{k+1} . Since the operation model may only add incoming *mo* edges to e_{k+1} in the *mo-graph* when processing t_{i+1} , then modification orders in E_{k+1} do not have cycles. By Lemma 4, *sb* \cup *asw* \cup *rf* \cup *sc* in E , it follows that *sc* relations conform with *hb* relations in $E_{k+1} = \text{lift}(\sigma_{i+1})$. Line 11 and line 12 in the `WRITEPRIORSET` procedure ensure that *mo* edges induced by *seq_cst* fences, CoRW and CoWW are added to the *mo-graph*. Therefore, the new modification orders in E_{k+1} induced by the changes in the *mo-graph* in the lifting process conform with CoRW, CoWW, Section 29.3

statement 7 of the C++11 standard, and *sc* relations. Conformity with CoRW and CoWW implies that *mo* conforms with *hb*.

Now, if e_{k+1} is the last element in S_{k+1}^M , then the above discussion shows that E_{k+1} is a valid partial execution graph of E based on the natural topological sort. It is also possible that e_{k+1} is not the last element in S_{k+1}^M . Let e_j be any event modification ordered after e_{k+1} in S_{k+1}^M . Note that e_j is topologically ordered before e_{k+1} . Since the `WRITEPRIORSET` procedure only adds incoming *mo* edges to e_{k+1} , no *mo* or chain of *mo* edges from e_{k+1} to e_j exists in *mo-graph*. Since the operational model forbids cycles in *mo-graph*, the final *mo-graph* of σ is free of cycles, and the modification orders in the final *mo-graph* at each location are extended to a total order in E during lifting. Because we assume that *mo-graph* of all partial traces σ_i be extended in a way that is consistent with E in the lifting process, we can conclude that the modification ordering between e_{k+1} and e_j do not cause any cycles in modification orders of E_{k+1} and is only added to make S_{k+1}^M a total order. Therefore, E_{k+1} is a valid partial execution graph of E .

Visible Instruction (Atomic Load). If the transition t_{i+1} is an atomic load statement at location M , it creates an *LoadElem* that corresponds to the event e_{k+1} . To obtain $E_{k+1} = \overline{\text{lift}}(\sigma_{i+1})$, a new *rf* edge is added to E_k , and the modification orders at M may be updated. Suppose that e_{k+1} reads from e_j , where e_j is topologically ordered before e_{k+1} . We make the following claim:

(Claim 1) Any valid store that the operational model allows the *LoadElem* corresponding to e_{k+1} to read from is also valid for e_{k+1} to read from under our axiomatic model.

We will prove this claim by contradiction or contrapositive using case analysis. We will assume our axiomatic model forbids e_{k+1} from reading from e_j .

Case 1: If having e_{k+1} read from e_j violates CoWR, then there exists an event e_l in E_{k+1} such that $e_j \xrightarrow{S_{k+1}^M} e_l$ and $e_l \xrightarrow{hb} e_{k+1}$. We will first assume that $e_j \xrightarrow{mo} e_l$ exists in the *mo-graph* of σ_i . The `READPRIORSET` procedure iterates over each thread, and when considering the thread that performs e_l , line 9 finds either the store e_l , any store sequenced after e_l , or any load sequenced after e_l . Then the store A in line 10 of `READPRIORSET` is the store e_l , a store sequenced after e_l , or a store read by a load sequenced after e_l . In any case, based on CoWW, CoWR and the inductive hypothesis that E_k is a valid partial execution graph of E , we can deduce that the *mo* edge (or the equivalent chain of *mo* edges) $e_j \xrightarrow{mo} A$ exists in the *mo-graph* of σ_i . Since A is reachable from e_j , line 16 in the `READPRIORSET` procedure forbids the *LoadElem* corresponding to e_{k+1} from reading from the store corresponding to e_j in the operational model. Then we prove the Claim 1 by contrapositive.

However, it is also possible that e_j and e_l are unordered in the *mo-graph* of σ_i . Then the modification ordering between e_j and e_l in E_{k+1} is due to the extension of the final *mo-graph* of σ in E , as the *mo-graph* of all partial traces σ_i are extended in a way that is consistent with E . Having e_{k+1} read from e_j will add *mo* edges so that $e_l \xrightarrow{mo} e_j$ exists in the *mo-graph* of σ_{i+1} and the final *mo-graph* of σ . This is a contradiction because the extension of the final *mo-graph* is only required between two unordered stores in *mo-graph*. Therefore, we prove the Claim 1 by contradiction.

Case 2: If having e_{k+1} read from e_j violates CoRR, the proof is similar to the case of CoWR.

Case 3: If having e_{k+1} read from e_j violates Section 29.3 statement 4 in the C++11 standard, then in E_{k+1} , there exists a fence X sequenced before e_{k+1} . Let X' be the last `seq_cst` store preceding X in *sc* in the partial execution graph E_{k+1} . Then e_j is either some store modification ordered before X' or is a `seq_cst` store that precedes X' in *sc*. Consider that $e_j \xrightarrow{sc} X'$ in E_{k+1} . Then the inductive hypothesis implies that $e_j \xrightarrow{mo} X'$ in the *mo-graph* of σ_i , as line 4 in the `WRITEPRIORSET` procedure adds *mo* edges between `seq_cst` stores at the same location in *mo-graph*. When the `READPRIORSET` procedure iterates over the thread that performs X' , line 7 returns S_2 as X' , and line 10 will return A as either X' , a store sequenced after X' , or a store read from by a load sequenced after X' . In any case, CoWW, CoWR, and the inductive hypothesis guarantees that $X' \xrightarrow{mo} A$ in the *mo-graph* of σ_i . Therefore, we have $e_j \xrightarrow{mo} A$ in the *mo-graph* of σ_i , and line 16 in the `READPRIORSET` procedure forbids e_{k+1} from reading from e_j in the operational model.

Consider that e_j is modification ordered before X' in E_{k+1} . If $e_j \xrightarrow{mo} X'$ exists in the *mo-graph* of σ_i , then it the same as the last paragraph. If e_j and X' are two unordered stores in the *mo-graph* of σ_i , then we can deduce the same contradiction as in the analysis of CoWR violation in *Case 1*.

Case 4: If having e_{k+1} read from e_j violates statement 5 or statement 6 of Section 29.3 in the C++11 standard, then the proof is similar to the analysis of the violation of statement 4 in *Case 3* by considering line 6 or line 8 in the `READPRIORSET` procedure. So we do not present it here.

Case 5: If having e_{k+1} read from e_j violates Section 29.3 statement 3 in the C++11 standard, then e_{k+1} has `seq_cst` ordering, the last `seq_cst` X store at M that precedes e_{k+1} in *sc* exists, and e_j is either a `seq_cst` store that precedes X in *sc* or a store that happens before X . Then e_j will be removed from the *may-read-from* set in line 10 of the `BUILDMAYREADFROM` procedure, and e_j is not a valid store for e_{k+1} to read from in the operational model.

We have completed the proof of Claim 1 by analyzing the above five cases. Claim 1 shows that E_{k+1} has valid *rf* edges. We will next show the acyclicity for modification orders and conformity for *sc* edges in E_{k+1} . Suppose e_{k+1} reads from some event e_j . Establishing this *rf* relation adds incoming *mo* edges to e_j to the *mo-graph* of σ_i . We claim that the updated *mo-graph* is free of cycles. If adding these edges causes a cycle in the *mo-graph* of σ_{i+1} , then the cycle contains only one of the newly added edges, and line 16 in the `READPRIORSET` procedure should have forbidden e_{k+1} from reading from e_j . Therefore, the *mo-graph* of σ_{i+1} is free of cycles. Lines 6 to 9 in the `READPRIORSET` procedure considers *mo* edges that are enforced by statements 5, 4, and 6 of Section 29.3 in the C++11 standard, CoRR, and CoWR. Line 10 filters out redundant *mo* edges, as once the *mo* edges that are not filtered out are added, then the *mo* edges that are filtered out will follow from the transitivity of *mo* edges. Since the *mo-graph* of σ_{i+1} is acyclic, modification orders in E_{k+1} is also acyclic in the lifting process. If e_{k+1} has `seq_cst` ordering, then an *sc* edge will be drawn from the last `seq_cst` event to e_{k+1} in E_{k+1} , this *sc* edge conforms with modification orders as e_{k+1} is a load and not an element in S_{k+1}^M . However, we also need to show that modification orders in E_{k+1} conform with other *sc*

edges. Because we assume conformity of modification orders with sc edges in E_k , if any cycle exists in union of sc and S_{k+1}^M in E_{k+1} , the cycle must involve one of the newly added modification ordering. Suppose a cycle C exists and it contains events X and e_j where $X \xrightarrow{S_{k+1}^M} e_j$ is a newly added modification ordering in E_{k+1} . Since all events in S_{k+1}^M are atomic stores, the two endpoints of any maximal chain of sc edges (could also be an sc edge) in C must be seq_cst atomic stores. Let the two endpoints be events Z_1 and Z_2 . Then, the relation $Z_1 \xrightarrow{mo} Z_2$ or $Z_2 \xrightarrow{mo} Z_1$ whichever conforms with the sc edges must exist in the $mo-graph$ of σ_i . No $\xrightarrow{S_{k+1}^M}$ edges in C can be due to the extensions of unordered stores in $mo-graph$ of σ_{i+1} , because we assume that the $mo-graph$ of σ is extended without cycles. Therefore, we must have $e_j \xrightarrow{mo} X$ in the $mo-graph$ of σ_i . Then, the relation $X \xrightarrow{mo} e_j$ cannot exist in the $mo-graph$ of σ_{i+1} , as it makes the $mo-graph$ of σ_{i+1} acyclic. However, $X \xrightarrow{S_{k+1}^M} e_j$ cannot be due to the extension of unordered stores in the $mo-graph$ of σ_{i+1} . Therefore, we have a contradiction, and sc conforms with modification orders in E_{k+1} . Therefore, we have E_{k+1} is a valid partial execution graph of E .

Visible Instruction (Atomic RMW). If the transition t_{i+1} is an atomic RMW statement at location M , it creates an $RMWElem$ that corresponds to the event e_{k+1} . An atomic RMW is both a load and a store except that the standard requires that RMW operations shall always read the last value (in the modification order) written before the write associated with the RMW operation. In the operational model, the `BUILD MAY READ FROM` procedure forbids two RMWs to read from the same store. Denote the store that e_{k+1} reads from as e_j . Then the `ADDRMWEDGE` procedure adds all outgoing mo edges from e_j to the set of outgoing edges of e_{k+1} and adds an mo edge from e_j to e_{k+1} to form the $mo-graph$ of σ_{i+1} . Therefore, when lifting σ_{i+1} , e_j is immediately modification ordered before e_{k+1} in E_{k+1} . Hence, E_{k+1} is a valid partial execution graph of E .

If the transition t_{i+1} is a fence instruction, it creates a $FenceElem$ which corresponds to the event e_{k+1} . Lifting σ_{i+1} adds e_{k+1} to E_k but does not create rf edges or change modification ordering. If e_{k+1} has seq_cst ordering, an sc edge from the last seq_cst event (if exists) to e_{k+1} will be created, and sc conforms with hb and modification orders in E_{k+1} . Thus, E_{k+1} is a valid partial execution graph of E .

We have completed the proof of induction by case analysis. \square

B ADDITIONAL DATA

Table 4 reports some detailed statistics about the 25 JavaScript benchmarks in the JSBench suite.

Table 4: Performance results (in ms) for individual JavaScript benchmarks in the JSBench suite for tsan11, tsan11rec, and C11Tester under two configurations. Smaller times are better. The "Memory Accesses" columns report the number of atomic operations (including synchronization operations such as mutex and condition variable operations) and normal accesses to shared memory locations executed by individual JavaScript benchmarks under C11Tester.

JavaScript benchmark	Performance Results (in ms)						# Memory Accesses By C11Tester	
	tsan11		tsan11rec		C11Tester		# non-atomics	# atomics
	1 core	all cores	1 core	all cores	1 core	all cores		
amazon/chrome	368	348	1054	383	767	766	92M	99M
amazon/chrome-win	368	349	1053	385	767	767	90M	99M
amazon/firefox	362	341	1085	368	718	718	71M	73M
amazon/firefox-win	351	331	1038	357	700	701	67M	71M
amazon/safari	400	372	1170	414	778	779	77M	86M
facebook/chrome	2323	2017	7693	2669	4421	4434	471M	449M
facebook/chrome-win	3715	3135	11463	3772	7084	7092	607M	850M
facebook/firefox	1458	1303	5219	1835	3002	3015	278M	318M
facebook/firefox-win	818	721	2858	944	1619	1628	149M	189M
facebook/safari	3639	3034	14009	4508	7360	7375	577M	1,036M
google/chrome	1616	1488	5619	1901	3358	3365	333M	399M
google/chrome-win	1579	1447	5489	1866	3260	3249	400M	359M
google/firefox	962	899	2544	1069	1984	1986	171M	173M
google/firefox-win	1123	1033	3383	1265	2279	2283	214M	208M
google/safari	1445	1320	4829	1670	2943	2941	273M	319M
twitter/chrome	618	588	1078	645	1305	1306	154M	141M
twitter/chrome-win	620	587	1073	644	1310	1310	158M	151M
twitter/firefox	175	165	275	178	376	376	50M	47M
twitter/firefox-win	174	164	277	177	373	374	50M	47M
twitter/safari	466	443	880	490	956	963	103M	106M
yahoo/chrome	1638	1358	6191	2000	4294	4308	339M	663M
yahoo/chrome-win	1345	1115	4953	1633	3172	3176	234M	496M
yahoo/firefox	1638	1363	6250	2016	4292	4283	338M	663M
yahoo/firefox-win	883	747	3460	1100	1895	1888	113M	320M
yahoo/safari	1635	1370	6263	2019	4292	4291	338M	661M