

BROWSELITE: A Private Data Saving Solution for the Web

Conor Kelton
Stony Brook University

Andrius Aucinas
Brave Software

Matteo Varvello
Nokia Bell Labs

Benjamin Livshits
Brave Software
Imperial College London

ABSTRACT

The median webpage has increased in size by more than 80% in the last 4 years. This extra complexity allows for a rich browsing experience, but it hurts the majority of mobile users which still pay for their traffic. This has motivated several data-saving solutions, which aim at reducing the complexity of webpages by transforming their content. Despite each method being unique, they either reduce user privacy by further centralizing web traffic through data-saving middleboxes or introduce web compatibility (Web-compat) issues by removing content that breaks pages in unpredictable ways.

In this paper, we argue that data-saving is still possible without impacting either users privacy or Web-compat. Our main observation is that Web *images* make up a large portion of Web traffic and have negligible impact on Web-compat. To this end we make two main contributions. First, we quantify the potential savings that image manipulation, such as dimension resizing, quality compression, and transcoding, enables at large scale: 300 landing and 880 internal pages. Next, we design and build BROWSELITE, an entirely client-side tool that achieves such data savings through opportunistically instrumenting existing server-side tooling to perform image compression, while simultaneously reducing the total amount of image data fetched. The effect of BROWSELITE on the user experience is quantified using standard page load metrics and a real user study of over 200 users across 50 optimized web pages. BROWSELITE allows for similar savings to middlebox approaches, while offering additional security, privacy, and Web-compat guarantees.

CCS CONCEPTS

• **Networks** → **Network performance analysis; Network experimentation.**

KEYWORDS

Web, Browsers, Performance, Optimizations, Images, Data saving

ACM Reference Format:

Conor Kelton, Matteo Varvello, Andrius Aucinas, and Benjamin Livshits. 2021. BROWSELITE: A Private Data Saving Solution for the Web. In *Proceedings of the Web Conference 2021 (WWW '21)*, April 19–23, 2021, Ljubljana, Slovenia. ACM, New York, NY, USA, 12 pages.

This paper is published under the Creative Commons Attribution 4.0 International (CC-BY 4.0) license. Authors reserve their rights to disseminate the work on their personal and corporate Web sites with the appropriate attribution.

WWW '21, April 19–23, 2021, Ljubljana, Slovenia

© 2021 IW3C2 (International World Wide Web Conference Committee), published under Creative Commons CC-BY 4.0 License.

ACM ISBN 978-1-4503-8312-7/21/04.

1 INTRODUCTION

A multitude of studies from academia and industry alike suggest up-trends in the complexity and size of the mobile Web [9, 11, 15, 19, 39], so much so, that the median page now has reached 2 MB, up over 80% from 2016 [15]. While this complexity has undoubtedly created a richer browsing experience, it does cause downsides for mobile users. Byte-heavy pages are responsible for frustratingly slow browsing experiences on slower networks, along with significant monetary costs for users on limited mobile data plans. In Canada, for example, the median webpage costs \$0.24 to load [34].

As a result, emphasis has been placed on changing Web browsing to consume less data [9, 11, 44, 46, 51]. While there has been some public confusion over the exact workings and reach of such *data-saving* methods [33], recent studies of their actual implementations [31, 37, 54] reveal a few key shortcomings.

First and foremost, these solutions impose various privacy concerns to their users when compared to regular Web browsing. Some are deployed as *middlebox* services which either transparently proxy the user's unencrypted traffic [11, 51], or, apply URL redirection [23] or Man-in-the-Middle proxies [44, 46, 58] to also operate on encrypted traffic (HTTPS) [37, 54]. Given the rise of HTTPS [28], the former sees limited use, while the latter breaks the end-to-end principles of TLS, exposing potentially private or personalized Web contents to third parties [37, 54].

Further, the exact measures these systems take to actually save data are often cryptic [31, 33, 37, 54]. As determining Web-compat issues, or the ability to quantify broken webpages, is an open problem that requires large amount of manual effort [41], it is hard to determine how and when these solutions actually break webpages; though when they do so there is usually public outcry [12].

The goal of this work is to devise a data-saving solution which solves the above shortcomings. Our intuition is twofold: first, such a solution needs to be *client-side* in order to eliminate the privacy and reach concerns of middlebox approaches. Namely, a client-side only approach has the potential to save data for personalized webpage content without exposing it to third parties. Second, by being *image-centric* it can impose virtually no impact on Web-compat, in comparison to, for example, JavaScript code elision [22, 23, 44]. As the median webpage is comprised of 900 KB of images (or about 44% of its total size) [15], an image-based solution still has high potential for data-savings.

Many of the aforementioned middlebox techniques [11, 51] automatically apply popular image manipulation techniques (resizing, quality compression, and transcoding) to save data before the last mile (see Section 2). While the weight of images across webpages is known to be quite high, it is unclear which fraction of pages in

the wild can benefit from such techniques. Our first contribution is to quantify the impact such middlebox techniques have when optimizing images. This quantification represents an upper bound of the data savings which a more private client-side solution can potentially obtain. We analyze such techniques by compressing webpages across a crawl of size $\sim 1.2k$ (300 landing and 880 internal webpages), in which we find 21% of total page weight can be saved at the median, and up to 90% at the 95th percentile (depending on webpage rank and presence of cold or hot caches).

Motivated by this availability for image savings, we propose BROWSELITE to optimize images in a two-fold, more private, fashion. First, BROWSELITE takes advantage of existing compression technologies typically found on Web servers [32], instrumenting them from the client at run-time. BROWSELITE uses information from images in the Document Object Model (DOM) to force their compression while balancing their visual quality. This component of BROWSELITE, URL REWRITING, identifies images as candidates for compression using simple URL rewriting rules, which enable 70% reduction of image sizes on $\sim 16\%$ of webpages from our crawls.

From there, BROWSELITE takes a second approach to save-data for more general pages. This approach, which we call IMAGE FETCH REDUCTION, uses a component of the HTTP standard known as *range requests* to actually fetch less data from all Web images, thereby reducing their network data usage. To alleviate the impact on the user's quality of experience (QoE) caused by rendering only the requested portions of images, BROWSELITE differentiates between two standard image types on the Web, *baseline* and *progressive* images, during the page load. We show progressive images can be rendered almost completely with only a fraction of their data requested. For baseline images, we introduce our own technique, reflection, to make empty spaces on the webpage from these partial images appear less visually broken. We also show such techniques incur a modest trade-off in user QoE using both systematic metrics [16] and real user studies across 50 of our pages with 200 crowdsourced users (See Section 5).

Our experiments show that BROWSELITE improves the bandwidth consumption of pages, taken from the same $\sim 1.2k$ webpages of our crawls, by 25% at the median. While the primary function of BROWSELITE is to save data, our experiments on the pages of our crawls loaded over two network conditions show little effect, or even slight improvements, to the SpeedIndex [16] of 80% of pages, while causing modest overheads ($<500ms$) for the latter 20%. Further, our comparisons of BROWSELITE to existing middlebox image reduction approaches show that savings from BROWSELITE (Section 5) outreach those offered via plain HTTP proxies, and are competitive with MITM middleboxes. While our comparisons to a real data-saving system which optimizes full contents of webpages, Google Web Light [23], do show the high potential of such tools to save data, we believe BROWSELITE to be a competitive alternative given its higher privacy, security, and Web-compat guarantees.

2 BACKGROUND AND RELATED WORK

The research community has dedicated significant effort to design *page load optimizations*. These works [36, 42, 49, 57] aim at speeding up the load times of Web pages by optimizing the order of Web object retrieval over the network. Such reordering schemes require

server-side knowledge or assistance, and/or are unlikely to help in terms of bandwidth savings [44].

Aside from load performance, data-savings is also a largely explored topic, with several commercial solutions already available (e.g., [23, 46]). State of the art data-saving methods can be categorized as: 1) middlebox transformations, 2) server-side resource optimizations, and 3) entirely client-side data saving approaches. In the following, we discuss each category in detail.

Middlebox Transformations. These methods rely on transparent HTTP proxies or middleboxes [11, 39, 51] to offer data savings via resource transformations. By operating transparently on path, they do not require server-side support. However, they cannot be used in presence of encrypted content (HTTPS) which is nowadays used by most websites [28, 55]. Popular resource transformations adopted by middleboxes include plain text gzip compression, image downsizing from its native dimensions to its rendered dimensions in the client's viewpoint, and content transcoding to formats which offer higher compression, e.g., WebP.

Flywheel [11], Google's Web compression proxy, is perhaps the seminal work in the data-saving space. This proxy claims up to 80% data savings via transcoding of image formats, and gzip compression of JavaScript and CSS. FlexiWeb [51] is a follow-up implementation of Flywheel which leverages machine learning to optimize the trade-off between data savings and user quality-of-experience (QoE). Work from Alibaba [39] extends Flywheel's techniques to any mobile application by intercepting (unencrypted) mobile traffic.

Given the near-ubiquitous adoption of end-to-end encryption [28, 55] the potential for implementing such transformations via transparent middleboxes remains in question. Further, privacy is of concern to these methods, given that they require third party access to contents of webpages, much of which may be personalized.

Server-Side Resource Optimizations. These methods rely on some server side support to allow the clients to only fetch a minimalist version of the page [9, 18, 22, 29, 44, 46]. The methods proposed include removal and reorganization of various Web objects from the page [9, 44, 46], detection and elision of unnecessary code [18, 22, 29], and URL rewriting based on content similarity to enable smarter and more effective caching at the client [43]. To best understand which portions of pages to remove, or which content to rewrite, requires knowledge of the page state gained by completely loading the webpage before it is sent to the client, which is why these solutions require server-side support.

To allow for data-savings without explicit server-side control, many of the above methods [44, 46] can be implemented as man-in-the-middle proxies which either break TLS or leverage URL redirection, i.e., serve other Web page contents directly from their servers. For example, Google's Web Light [9] redirects the initial request for a webpage through its servers, without sharing the page's cookies to Google's servers. While this is a plus for privacy, as no client-side state can be inferred, it limits the reach of the approach, given that personalized content cannot be optimized [54]. Further, such implementations leak information about which URLs are requested to third party servers, providing an opportunity to build full browsing profiles of end-users [54]. Recent work [37] has highlighted the above privacy risks of such approaches, and has also shown that many current implementations are built on outdated

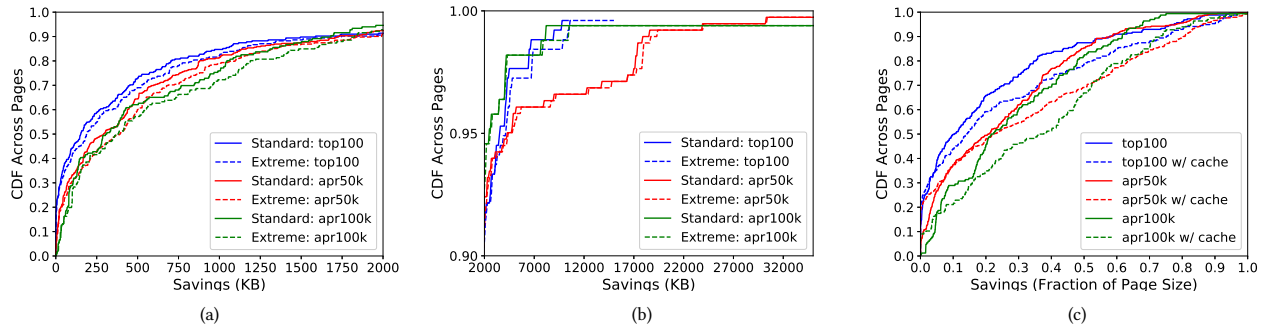


Figure 1: Room for bandwidth savings by adjusting image sizes. Shown in (a) and (c) are CDFs of potential raw and normalized savings respectively across pages of different ranks from our crawls. Normalization in (c) are against page weights with and without browser caching. As shown in (b), pages in the 90th percentile see room for over 7MB of savings.

software, use substandard TLS certificate validation, and/or use weak TLS cipher suites, opening up users to additional security risks.

Last but not least, these methods often make use of complicated rules for replacing/removing JavaScript [9, 22, 29, 58]. Other solutions label dead code based on offline randomized user input testing [18]. This implies that the efficacy of such solutions in terms of Web-compat remains quite uncertain and hard to measure, often requiring much manual effort to quantify [41]. Furthermore, when pages do break, there is often backlash from users and Web developers alike due to the lack of transparency of these systems [12].

Client-Side Only Solutions. These methods run fully in the client, with no server support (either directly or via redirection) or support of on path middleboxes. While this approach offers the highest privacy guarantees, it is limited in which data-saving strategies can be adopted, since the actual contents of Web pages are unknown to clients until retrieved.

Content blocking is the most common client-side data saving solution. This strategy simply blocks resources which can be identified as non-useful to users at the time of their request, such as advertisements in the case of ad-blocking. While more complicated solutions that block potentially useful page components, e.g., JavaScript, are available [22], they require apriori knowledge of page contents gained from observing the page load over a period of time.

Content blocking is also made available by Chromium under its Data-Saving mode to block all Web page images [40], replacing them with a single placeholder image. Image blocking saves users data, but it has drastic impact on the user experience of Web pages. While users are allowed to download these images individually, they have little to no context as to which images may be important to them. BROWSELITE balances data-savings and the user’s browsing QoE; further, no user action is required. Our user study using BROWSELITE revealed that users tend to rate pages without images as completely broken (1 on a 1-5 scale at the median), whereas pages with data-optimized images received much more favorable responses (3 at the median).

The work in [59] outlines what can be done from the client in terms of page load optimization, but focuses mainly on speculative

caching (similar to [43]), as well as content pre-fetching to improve *latency* rather than data-savings. While caching clearly reduces data sent over the network, it does not offer data savings under cold connections, which the same work stresses the prevalence and importance of [59]. BROWSELITE is primarily designed to save users data under cold caches, though our results (Section 5) highlight how BROWSELITE will not waste data in presence of hot caches. Further, recent works have shown security implications for too liberal caching policies, such as enforcing the caching of similar content between domains [53].

3 POTENTIAL FOR IMAGE SAVINGS

We begin our measurement by determining the potential for savings made available through less private, middlebox based optimization of images. Our analysis serves the purpose of creating a baseline for which to compare the data-savings of our more private, exclusively client-side, BROWSELITE. While the weight of images across webpages is known to be quite high (44% as per HTTP Archive) [15], it is unclear how much of these images could be *saved* using the middlebox approaches of image resizing, quality compression, and transcoding (see Section 2).

Methodology. We resort to *Web crawling* [56] to collect a representative dataset on the current status of image usage in the wild. To obtain a set of domains to crawl, we use the Majestic list [1] which contains the top million domains with the most referring subnets. We chose the Majestic list, as opposed to the more popular Alexa list [2], as it is a free alternative that is still exclusively based on Web browser traffic [50].

We crawl 3 buckets of webpage rankings from the Majestic list (top100, apr50k, and apr100k) [1]. For each bucket, we select the first 100 websites, e.g., pages 100-200 for the top100 and pages ranked 50,000-50,100 in the apr50k bucket. Given the importance of covering internal pages [14, 56], we crawl the first 10 links to the same domain, if available, from each top level domain. Our crawls originated a data-set encompassing $\sim 1.2k$ (300 landing and 880 internal pages) with, on average, 3 internal pages per domain.

To perform the crawls by scripting Chromium version 83 using a combination of tooling via Lighthouse [3] and Puppeteer [8]. We

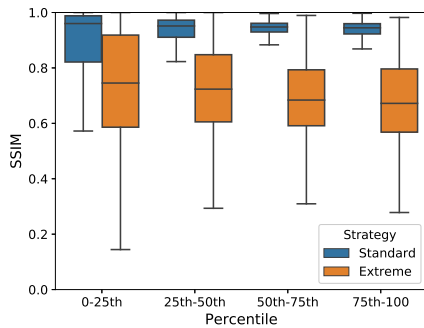


Figure 2: The resulting trade-offs in image quality, measured via SSIM, across the different levels of potential savings from Figure 1.

use Lighthouse to load a page and collect various network and in-page statistics, such as network bytes associated with each resource requested, and the final rendered locations and sizes associated with all images from the Cascading Style Sheets (CSS) of the webpage. We use Puppeteer to obtain the response bodies of all network requests, and to scroll through the page to capture information of images which may be lazy loaded, or those added only in presence of user interactions. We ensure each webpage (landing and internal) is loaded using a cold cache. However, we also save the necessary HTTP headers (i.e. Cache-Control, Expires, Last-Modified, and Etag), to implement browser logic for determining whether a given request is cacheable [20]. This allows us to simulate the load of these pages with caching enabled, offline after our crawls. This analysis is particularly important for internal pages, where many resources may be cached from the landing page.

Lighthouse currently provides rough estimates of wasted bytes due to a page failing to implement standard image data-saving optimizations (See Section 2. For our measurements, we extend these estimates in two ways. In the following, we detail both extensions to Lighthouse reports and, for each, provide an analysis of the extensions based on the ~1.2k websites from our crawl.

Image compression pipeline. We estimate the potential data waste in images by manipulating all the HTTP response bodies of image requests through 3 image optimization techniques as recommended by Lighthouse and employed by proxy based approaches (e.g., Flywheel [11]), that is, image resizing, quality compression, and transcoding. Our first extension to Lighthouse data-saving measurements is to pipeline images through these 3 optimizations, as Lighthouse currently only applies these individually. This approach can underestimate savings as these optimizations compound to save data [11, 51]. We employ two versions of the pipeline, *standard* and *extreme*, which have trade-offs in terms of savings versus potential impact on the user’s QoE. To quantify the reduction in QoE caused by image savings, we use the *structural similarity metric* [60] (SSIM), a full image reference metric which is commonly used to measure quality degradation in images due to transformations (blurring, compression, color reduction, etc.).

For the resizing component of the pipeline, in standard mode, we resize the image as sent over the network to its CSS attributes width and height; for extreme mode we resize the image to half of

these values. We note that the CSS attributes depend on the size of the viewport, and hence smaller viewports may achieve higher relative savings for the same image at the same perceptual quality. In all our experiments, we instrument Chromium to emulate a Pixel 2 which has viewport size of 411x731 (5.5 inches), or the most popular size in 2019 [17]. Following image resizing, all jpeg, tiff, png, bmp, and gif images are transcoded to WebP, a “next generation” image format which offers higher compression with visual quality comparable to the other formats [13]. In standard mode WebP images are compressed by reducing their quality setting to 85 (out of 100), as this is reported as the best trade-off between savings and SSIM degradation according to previous works [11, 51]. In extreme mode, we aggressively reduce image qualities to 10 (out of 100).

Results from the image compression pipeline are shown in Figure 1 (a) and (b). Pictured first is the CDF of savings, in KBytes, for images across pages from the top100 and apr50k websites. What we can observe is that lower ranked pages see generally higher savings, with medians of 152KB, 292KB, and 308KB for standard mode of top100, apr50k and apr100k respectively, and 189KB, 375KB, 390KB for extreme mode on the same. This result is intuitive, as more popular pages are expected to be more optimized. While the savings offered for the median page is rather modest, the distribution of savings is quite long-tailed, as shown in Figure 1 (b). The figure shows that even top ranked pages see savings of over 3MB at the 95th percentile. Further, the gap between the standard and extreme modes is modest, being at most 100KB at the median page across the ranks. This is likely because savings offered through resizing and reducing quality begin to diminish when configured further past that of our standard level.

Outside of raw bytes, we compare savings as a fraction of the total page weight. Figure 1 (c) provides the normalized savings, for our standard mode, across our crawls broken up by page rank. As before, the lower ranked pages offer more potential savings, with 10.3%, 20.1%, 21.9% of the median page being saved for top100, apr50k, and apr100k respectively. This jumps to 30.8%, 38.9%, and 44.5% for in the 75th percentile across the respective crawls.

We also analyze the savings normalized by the weight of pages under caching. Specifically, we do not count URLs (including images) that are a) found on both top level pages and second-level pages, and b) marked as cacheable by their HTTP headers [20] towards the total weight and savings of second-level pages. Note that we assume a double-keyed HTTP cache [26, 30]. It follows that when determining repeat URLs, the same image on different domains will be counted for savings across both pages. Figure 1 (c) also shows this result, where we can observe that savings increase in the presence of warm caches; specifically savings of up to 14.2%, 21.6%, and 36.8% are observed for the median page in top100, apr50k, and apr100k respectively. This is because many Web resources, other than images, are shared between landing pages and inner pages, thus increasing the relative weight of data-saving techniques.

Moving to SSIM analysis, we observe that standard mode provides rather mild QoE trade-offs, while the trade-off for the extreme mode is harsher. Figure 2 shows paired boxplots of the resulting SSIM metrics of images, optimized by both standard and extreme modes and bucketed by their resulting percentile of data-savings. While the median SSIM of images for all levels of savings in standard

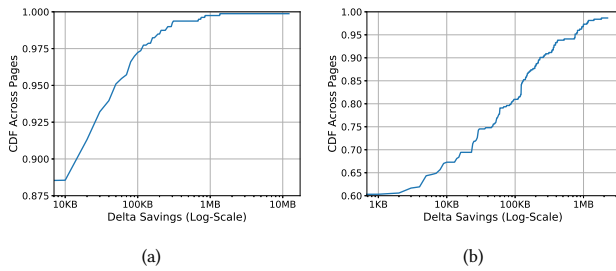


Figure 3: Log scaled difference in savings (KBytes) when (a) not considering CSS background images and (b) when failing to appropriately calculate savings for CSS sprites.

mode does not fall below .95 (.83 for the 25th percentile), the median of extreme mode sits at .74 across all levels of savings. Finally, we also observed that images that benefit more from data-savings see lesser reductions to their visual quality. This analysis suggests that high data-savings are possible with modest QoE impact, with standard mode offering the more preferable trade-off.

CSS sprites. Lighthouse ignores potential savings from resizing images which are embedded by CSS, or CSS background images. This is because a typical use for background images is CSS sprites [25], or images that consist of multiple smaller images embedded in one parent file (or sprite sheet). The sprite sheet is then dynamically cropped by the webpage to render the component images. Measuring savings for CSS sprites correctly requires accounting for the final size and location of all sprites, not just the original image. Due to this complexity, Lighthouse currently ignores calculating data-savings for *all* background images, thus leading to potential savings underestimations.

We identify CSS sprites, or more generally any images that are cropped dynamically using the CSS property *background-position*, and separate these from normal CSS background images. We compute savings for normal background images using the pipeline previously discussed in this section. To calculate savings for CSS sprites, we compare the total area used by sprite sheets on the page with the total area of these images as sent over the network. Figure 3 (a) shows the Cumulative Distribution Function (CDF) of the data-savings which are currently missed by Lighthouse due to ignoring background images. Figure 3 (b) shows a CDF of the overestimation in savings seen from incorrectly resizing entire CSS sprite sheets to their component sprite size. The CDFs refer to the full set of pages from our dataset, and show the change in KBytes of savings in log scale. The graphs start at (a) 0.875 and (b) 0.6 for visibility as only 12.5% and 40% of pages were affected for (a) and (b) respectively. While not accounting for background CSS images only misses < 50 KB of savings for 88% of pages, there are 5% of pages for which > 100 KB are missed. Resizing the CSS sprite sheet to the size of a single sprite can cause an overestimation of 100 KB and 2 MB of savings for the pages at the 60th and 90th percentile, respectively.

4 IMPLEMENTATION

Measurements from our previous section are motivating evidence that image optimizations contribute to significant bandwidth savings for Web browsing, especially in the upper tail of lesser-optimized pages which see savings on the order of MBytes. However, such savings represent a bound for image savings attained by either privacy invasive approaches, e.g., using middleboxes, TLS interception, URL rewriting, or solutions which require some form of server collaboration.

In this section, we introduce BROWSELITE, a collection of techniques which realize image data-savings directly at the client (e.g., a browser), thus offering higher privacy guarantees. BROWSELITE consists of two main techniques, URL REWRITING and IMAGE FETCH REDUCTION, which are both described in the following.

4.1 Image Server Instrumentation from the Client

The key challenge for a client-side data saving approach is that it cannot apply transformations in the same way as middleboxes; when images are received by the browser, the user’s data has already been wasted. Instead, it requires a way to ask the server for a more compressed version of images. Our intuition is that this is possible thanks to the recent widespread of *image services* run by popular content delivery networks (CDNs) like Fastly [4], Akamai [5], and CloudFlare [6]. These image services offer similar means as middleboxes to reduce image file sizes. Such savings are typically made accessible by configuring parameters in the URL of the image being served by the CDN.

However, these image services are not always configured optimally. For one, images uploaded to these services may be resized in a “one-size fits all” manner, for convenience, even though mobile pages, for instance, are accessed from a large diversity of device types and screen sizes. For smaller devices, this implies images can be further resized without observable quality degradation. Further, browser fragmentation means modern image formats (e.g., WebP and AVIF) are not always supported. For these reasons, image services can be configured in an overly conservative manner to not deliver these modern formats, missing out on significant savings (see Figure 1). Lastly, image services may be configured to deliver images under higher visual quality (as determined, for example, by SSIM discussed in Section 3), rather than higher data-savings. However, many image formats are able to keep much of the same visual quality at even a significant level of compression, e.g., jpeg and WebP images provide no noticeable visual quality reduction at 85% compression levels [11] (See Section 3). As we will show later (see Table 4), these configurations of image services can miss up to 70% savings across real pages.

We design BROWSELITE to detect the use of such image services, and to uncover potential data-savings in their configurations. Specifically, BROWSELITE detects whether or not an image server supports the same transformations as the standard mode outlined in Section 3, that is, CSS right-sizing, quality reduction, and format transcoding. If such support is detected, BROWSELITE modifies HTTP requests for these images in real-time to automatically apply such transformations, thereby optimizing bandwidth consumption. We call this component of our work URL REWRITING.

To identify the presence or lack of an image service associated with a given image, BROWSELITE searches for parameters in the URL of images that might related to the image’s dimension, compression level, and format. For example, in the URL¹, the parameters `w_400`, `q_100`, and extension `.jpg` correspond to the actual dimensions, quality compression level (out of 100), and format of the downloaded image. The equality of the image data and the URL parameters suggests that the image can be dynamically resized, compressed, and transcoded just by changing such parameters on the fly.

Editing URL parameters is not without risk, as a URL may simply be statically defined with no image service available, and should thus not be edited. This manner of false positive can, at the very least, cause an extra unnecessary round trip and mitigate bandwidth savings, and at the worst actually hurt bandwidth savings.

To avoid latency and bandwidth harming requests as much as possible, BROWSELITE takes a two step approach to URL REWRITING. First, we rewrite any value in the URL that matches a native size, quality, or format property of the image. Intuitively, this method achieves high true positive rate, but also high false positive rate. Thus, second, we generate a series of rules from the true positives to increase precision; instead of rewriting any location in the URL matching a property, we only rewrite URL parameters matching such rules (e.g., `w_` in our example above). We further extend these rules by manually exploring mobile vs. non-mobile versions of the page and the image service APIs of 12 popular CDNs². We create such rules across the $\approx 10k$ images obtained from our crawls outlined in Section 3. In the end we chose a subset of rules for matching which gave the best trade off in terms of true positive and true negative rates for all our observed images.

Figure 4 summarizes the final results of the URL REWRITING process. We can observe that a total of 50 unique rules were utilized which affect 16.1% of images for an error rate of 7.2%. Breaking down the error rate, 6.6% of images returned a HTTP 404 status code, implying a need for a single re-fetch when running BROWSELITE. The latter 0.6% returned a size greater than the original size. Overall, of the affected images, 69.9% of the original image size was saved on average. We discuss the impact URL REWRITING has on page data-savings in the following section.

4.2 Fetching Less with Range Requests

The HTTP standard outlines the ability to request arbitrary bytes of an HTTP response over the network. This is achieved by an HTTP *range* header being attached to a request which indicates the amount of bytes of the resource that should be sent from the server. Assuming this capability is properly implemented at the server, a 206 status is returned for the request, with the subset of bytes requested as the response body. As Web image formats were designed to display render even under slow or lossy networks, not only can images be partially requested, but major image codecs (e.g., libpng, libjpeg, libwebp) support partial rendering as well. As 96% of the servers in our crawls supported range requests, our rationale is to combine the use of range requests with URL REWRITING to achieve savings on a more general set of webpages. We call the process of

¹https://static.wixstatic.com/media/98a2de_37749ccfe79f48d1a977af77d1c2bd0e-mv2.jpg/v1/fill/w_400,h_52,a_l_c,q_100,usm_0.66_1.00_0.01/Classic_Car_Painting_By_Pavel_Hol%C3%BD.jpg

²Rules and manual efforts found in the document: <https://tinyurl.com/86srq141>.

BROWSELITE to request less for images its IMAGE FETCH REDUCTION component. In Section 5 we compare the effectiveness of the combined URL REWRITING and IMAGE FETCH REDUCTION components of BROWSELITE to existing approaches, e.g., middleboxes and Google Web Light [23], in terms of data-savings.

While clearly requesting 50% of the bytes of an image can usher in 50% data-savings, what remains is the impact on semi-complete images on user QoE. Generally, the first $X\%$ of the bytes of Web images can be used to render the top most $X\%$ of the pixels of images. This implies that only the top half (approximately, given compression) of the images will be displayed given a 50% range request, making most images appear broken.

However, there are some factors which can alleviate this impact. First, *progressiveness* is a rendering mechanism of jpeg and png formats in which image data is encoded such that it is able to be rendered in *layers* as opposed to top-to-bottom. What this implies is that an image can be rendered in its entirety, albeit at a lower quality (SSIM), given only a fraction of the available bytes. As discussed in Section 3, much of the potential data-savings for images come from the fact that they are sent at a larger size than they will be rendered at the client. Due to downsizing, when they arrive at the client certain progressive images can be rendered at high quality even with a fraction of their payloads requested.

For non-progressive images, when applying IMAGE FETCH REDUCTION, BROWSELITE performs a visual trick to make pages appear less visually broken while still attaining meaningful savings. This technique takes the partial data of the image that is obtained over the network, and fills in the broken gaps of empty space with reflected and blurred content of the image, which we call *reflections*. The idea stems from a popular technique on the Web known as *image previews* [27]. This is a technique employed by many popular Web services (e.g., Facebook [35] and Medium [48]) where pages display small and blurred portions (on the order of bytes) of images before the full versions are downloaded, as opposed to empty spaces or placeholders. However, since BROWSELITE does not have access to server-side control, and thus full image data, we cannot pre-process the images offline to make previews. Instead, we use the partial data in the range request to make reflections on the fly, at the client.

Figure 5 shows a visualization of IMAGE FETCH REDUCTION in case of regular (a) and progressive images (b). For Figure 5 (a), both images show the page with 50% the image data requested. When reflection is applied (left most), the page is 95% *visually complete* (according to the SpeedIndex metric, see Section 5.2 for more details) and only 73% visually complete without reflection. Figure 5 (b) shows a page with 15% (left most) and 80% (right most) of the image data requested, respectively. Given the progressive image is sent over the network at dimensions much larger than its final rendered ones, the page is still 95% visually complete with only 15% of the data fetched.

4.3 BROWSELITE

We implement URL REWRITING and IMAGE FETCH REDUCTION as a Puppeteer [8] application. While we test with Chromium version 83, our application can function out of the box on any Chromium based browser or one in which supports the Chrome Debugging Protocol (e.g., Brave, Edge, and Opera [21]). Further, while BROWSELITE is

Image Optimization	Unique Rewrite Rules	TPR	FPR (404)	FPR (No Savings)	Savings
Right-Sizing	39	15.4%	6.1%	0.6%	66.2%
Quality Reduction	5	3.7%	1.2%	0.01%	53.7%
Format Transcoding	6	3.9%	0.1%	0.01%	44.1%
Any Transformation	50	16.1%	6.6%	0.6%	69.9%

Figure 4: Quantifying the effectiveness of instrumenting image services for better image optimizations from the client. Savings is in terms of average reduction in size of these images. While a small fraction of pages are able to be rewritten in this way, the relative savings is quite large.

prototyped as an external application, many of the components use internal browser APIs. We discuss the potential for BROWSELITE to be fully integrated with the browser in Section 6.

To perform URL REWRITING, BROWSELITE intercepts all HTTP requests associated with images as defined by the Chromium network stack. Each request URL is associated with a DOM node of the Web page which can be used to extract the image’s CSS width and height as needed for URL REWRITING. Next, the actual request URL is run through a regex to reconfigure the URL parameters to fetch a lighter version of the image, if possible, in the same manner as discussed in Section 3 and Table 4.

Moving to IMAGE FETCH REDUCTION, since BROWSELITE does not assume server cooperation, it does not know the file size of an image a priori, which is needed to form a range request. For this reason, BROWSELITE assigns a range header to instead request the first 2KB of every image. Contained in the server’s response is the image’s full size in bytes, and the *metadata* for the image. This metadata is immediately passed to the browser since it is used to facilitate the final layout of the page [10], which should not be delayed. Once the full image size is known, a second range request is immediately issued to obtain the lighter version of the image as a fraction of its known total size.

Following the request procedure, the resultant image is built in memory using the concatenated data from the first and second range requests to prevent wasted bandwidth. To display the image from memory, the image is in-lined in the Web page using a dataURI [24] on the associated DOM element which was previously obtained. The metadata from the initial 2KB of the image is used to determine, on the fly, its progressiveness. If the image is progressive, the dataURI simply consists of the data requested over the network. If the image is not progressive, the image data is decoded, reflected, blurred, and re-encoded to a final dataURI.

Finally, fallback cases are necessary for both URL REWRITING and IMAGE FETCH REDUCTION components of BROWSELITE. If the initial 2KB request returns a 404, then URL REWRITING is aborted and only IMAGE FETCH REDUCTION is used. In case of a false positive, e.g., the returned image is bigger than the original, BROWSELITE can only proceed to IMAGE FETCH REDUCTION. For IMAGE FETCH REDUCTION, range request support is determined on the fly if the server does not respond with the expected initial 2KB, or does not return the expected response headers to notify BROWSELITE of the image’s total size. In these cases, the full image, after having been subjected to URL REWRITING, is downloaded in its entirety. As discussed before, BROWSELITE only sees about 7% false positives

when URL REWRITING, and only 4% of servers do not support range requests needed for IMAGE FETCH REDUCTION.

5 RESULTS

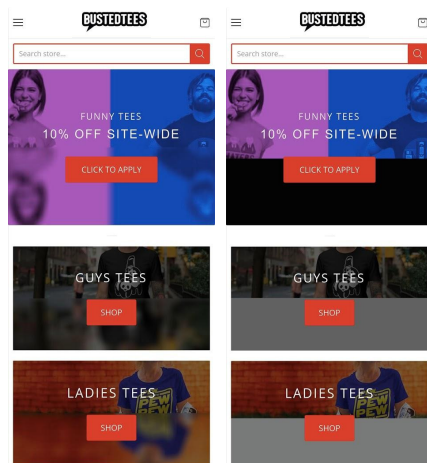
We move to evaluate BROWSELITE in terms of its impact on user QoE, data-savings, and page load performance. We also compare the data-savings of BROWSELITE to the less private middlebox optimizations of Section 3 and Google Web Light.

5.1 Bandwidth Savings and Visual Trade-offs


We begin by analyzing the potential data-savings offered through URL REWRITING. Figure 6 shows the CDF of the fraction of page bytes saved, per the URLs in each *bucket* of our crawls (Section 3). The figure shows that URL REWRITING can only be used for 10–20% of the URLs in the two higher ranked popular buckets (top100 and apr50k), while it has little effect on less popular URLs (apr100k). This is because higher ranked pages are more likely to make use of image services which URL REWRITING opportunistically exploits.

For the pages where URL REWRITING can be used, it offers significant data savings. For example, 5% of pages in apr50k and top100 see savings of 20-30% or 400KB saved per page, on average. With respect to user experience, images have a median SSIM value of .97 (see Figure 1(c)), a negligible quality reduction which is not detectable by a user. These high SSIM values are observed because these images are rewritten using standard means of compression.

Next, we quantify data savings and QoE impact of IMAGE FETCH REDUCTION. While SSIM is useful to quantify visual impacts made to transformations that effect the *entire* contents of an image (e.g., blurring and color compression), it was not intended to reference quality of full images against partially complete images, as are produced by IMAGE FETCH REDUCTION. We instead quantify visual impact for pages using the *visual completeness*, a component of SpeedIndex [16, 45] which is a Web performance metric describing the average time in which Web pages are rendered. Visual completeness is the comparison mechanism used by SpeedIndex to determine the fraction of a loading Web page that is rendered at a given point in time, allowing it to reasonably measure the visual impact of *partially* complete images and pages. Under the hood, the visual completeness compares color histograms from screenshots of the Web page at points in its load to a screenshot of its fully rendered state. The visual completeness at a given time is the fraction of pixels with colors matching the final state.



(a)



(b)

Figure 5: The visual completeness of (a) reflection and (b) progressiveness of images. The left pair shows the state of the page with 50% of the image data requested. The page with reflection is still 93% visually complete while the page without is only 78% virtually complete. The right pair shows the state of a page with a large progressive image. The page is already 95% visually complete with only 15% of the data requested (99% with 80% requested).

Figures 7 (a) and 7 (b) compare the visual completeness values of pages with various amounts of image data requested, in 10% increments, relative to the pages with 100% of the image data requested. Each point on the CDF represents the visual completeness reached by 25%, 50%, and 75% of pages. Figure 7 (a) pictures all pages together, and (b) pages with a supermajority ($\geq 60\%$) of progressive images ($\approx 11\%$ of pages in our dataset). We can observe that across all pages, the median page is still 90% visually complete with only 50% of data requested. Likewise, pages in the 75th percentile are 90% visually complete with only 30% of the data requested.

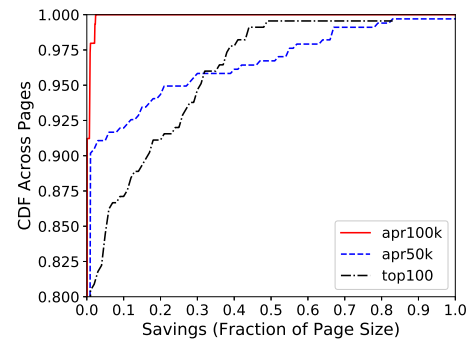


Figure 6: Page savings recovered by manipulation of server-side compression via URL REWRITING. As $\approx 16\%$ images are optimized, savings are shown from the 80th percentile.

The median page with a supermajority of progressive images remains 90% visually complete even with only 10–15% of the image data requested.

To expand on this result in terms of data saved, Figures 7 (c) and (d) show CDFs of savings across pages assuming various levels of image data requested – distinguishing between all pages (c) and the subset of pages hosting a supermajority of progressive images (d). Savings for general pages in (c) are shown for 25%, 50%, and 75% of the image data requested. Given Figure 7 has shown that, for progressive images, IMAGE FETCH REDUCTION can be more aggressive and reach higher visual completeness, savings in (d) are shown for 10%, 25%, and 50% of image data fetched. We can observe that the median page sees a 28% reduction in size by requesting 50% of image data. This jumps to 42% savings for 25% of image data requested. The progressive pages saw $\approx 40\%$ savings with 10% data requested while remaining at least 90% visually complete.

5.2 User Experience

While visual completeness is a useful proxy for quantifying the impact BROWSELITE has on the user experience at scale, it is not a substitute for feedback from real users. Thus, we performed a user study to investigate how BROWSELITE affects the end user.

We selected 40 pages with regular images and 10 pages with supermajority progressive images to show users in a crowdsourcing study, run via the Microworkers [7] platform. Our study was a simple Web page that contained screenshots of the first viewport of the pages *compressed* via BROWSELITE. For the screenshots, the IMAGE FETCH REDUCTION component of BROWSELITE was configured such that 50% of the image data was requested across all pages. The 40 regular pages were chosen randomly from 4 buckets of visual completeness to their *original* counterparts. These buckets were chosen based on the distribution of pages in Figure 7 (a), i.e., $VC \geq 95\%$, $90\% \leq VC < 95\%$, $85\% \leq VC < 90\%$ and $VC < 85\%$ for an average visual completeness of 89%. The 10 progressive images had mean visual completeness of 97%. On the study Web page, we showed the users the compressed version of each page with BROWSELITE side by side with the original page. The formal question we asked to users was, ‘How would you rate the quality of this compressed page which can extend your mobile data plan so you can browse more?’.

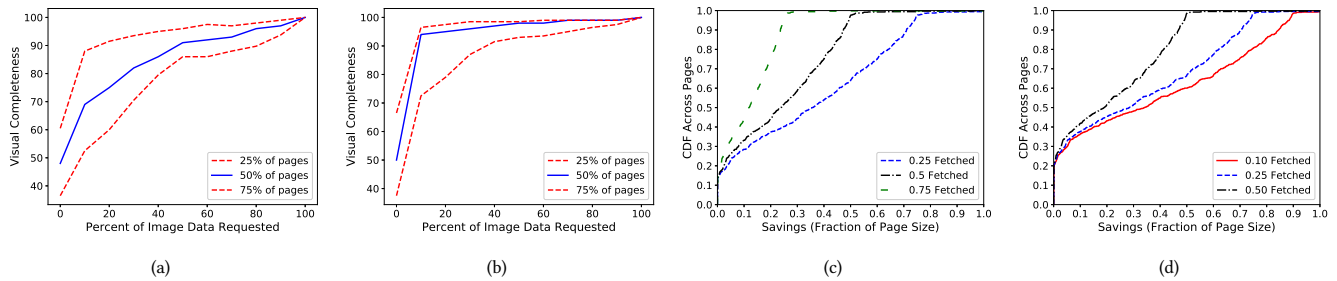


Figure 7: CDFs of savings offered by BROWSELITE as well as the tradeoff in visual rendering quality. Plots (a) and (b) quantify visual completeness values against the percent of image data requested. The plots picture all pages and only those with a supermajority of progressive images respectively. Plots (c) and (d) convey normalized savings for the same, broken up by three levels of image data requested. For (d) the levels show less data requested, since pages with progressive images are more visually complete with the same amount of data requested.

We provided the user a quality scale from 1–5 with meanings for each choice given in Figure 8.

For comparison, we also showed users screenshots of the same pages optimized with the Google Web Light tool [23] (see Section 2). While Web Light acts as a good upper bound for what can truly be done in terms of data-savings, it is a less private approach, and not easily quantified in terms of Web-compat. We showed 41 total Web Light pages (by forcefully navigating pages through Web Lights servers at <http://googleweblight.com/i?u=URL> [23, 54], as 9 of the pages in our set of 50 could not be optimized by Web Light and simply redirected to the original page, a behavior documented by recent analyses [54]. Not including such 9 pages, the Web Light pages had mean visual completeness of 73%.

Participants to our study were shown 20 of the 50 pages; for each of the 20, either our page or Web Light version (if available) was randomly shown, to avoid bias by having users compare two of the same URLs during the study. Two controls were also shown, one with a perfect rendition of a page (visual completeness of 100), and one with a page where all images were replaced by image placeholder icons (visual completeness of 29). We only accepted users who rated these as 4-5 and 1-2, respectively, which filtered out approximately 35% of user responses to our study. We collected ratings from 200 Microworkers users (after filtering) giving each page approximately 40 ratings. We provide a link to an anonymous video of the study³ which shows both pages optimized by BROWSELITE and by Web Light, as seen by our Microworker users.

Figure 8 shows the median rating of each page calculated over the ≈ 40 user ratings collected per page. For BROWSELITE, we distinguish between the pages with supermajority progressive images and pages where the reflection trick was used (see Section 4.2). From Figure 8 we draw a few observations. The first is that users rated all 10 progressive pages very highly (mostly *very good* and few *good*), corroborating that progressive images can see higher data-savings for the same trade off in the user experience, discussed in Figure 7.

The second is that the majority of pages with reflected images (21 out of 40) were rated as *usable* for most users. Though none of the pages were rated as *broken*, about 20% were given a *poor* rating.

Upon further investigation of these pages, we observed that this rating was typically given if a) human faces were distorted or b) actual text embedded within these images was reflected (and thus unreadable). Conversely, pages with text overlaid on the image, and not part of the image data where rated quite positively (4 or 5). While we do not take means to prevent such cases in BROWSELITE, we believe it to be a good direction for future work (see Section 6). Further, the only page that received a median score of 1 was our control page with broken placeholder images. This result suggests that reflections are generally more favorable for the user experience than placeholder images, a technique used by Chromium under its Data-Saving mode images [40].

Finally, Figure 8 shows that Web Light, while removing and rearranging much of the page contents and having a much lower visual completeness on average, was rated generally highly by users (21 good pages). However, as Google’s servers have access to the contents before they are sent to the client, Web Light has more context, and time, to analyze the important parts of the page, factors not available to BROWSELITE.

5.3 Range Requests and Caching

One caveat in applying range requests to save data is the potential impact on caching. For example, let’s assume a user of BROWSELITE loads a page using a cellular connection, and then later loads the

Method	Broken (1)	Poor (2)	Usable (3)	Good (4)	Very Good (5)
BROWSELITE (Reflections)	0	8	21	8	3
BROWSELITE (Progressive)	0	0	0	3	7
Web Light	0	2	11	21	7

Figure 8: User responses from our crowdsourced user study. The rows represent the type of optimization: BROWSELITE on pages with regular images, BROWSELITE on the progressive image pages, and Web Light optimized pages.

³<https://streamable.com/e89yji>

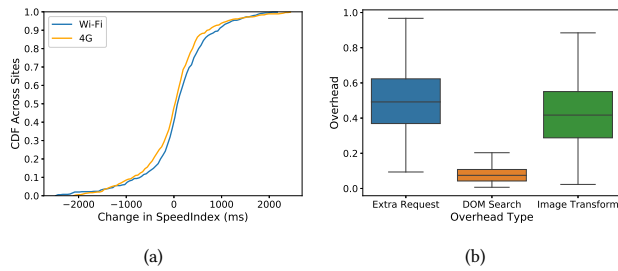


Figure 9: The CDF in (a) shows SpeedIndex is inflated by 70ms for the median page on Wi-Fi and 25ms on 4G. The boxplots in (b) show the relative contributions from each source of delay caused by BROWSELITE on the SpeedIndex.

same page under a Wi-Fi connection, where no data-saving is necessary. Ideally, the portions of the images fetched using range requests are not re-fetched when opting out of BROWSELITE.

The heuristics that browsers employ for caching content ranges are not well documented. We thus set up an experiment on Chromium (version 83) to determine how caching rules for range requests are currently handled. First, we instrument Chromium to fetch real pages and images from our study under a cold cache. Next, we perform the following experiments:

- (1) We issued two successive range requests for images with range of 0-10KB and 10-20KB and found they were both cached on subsequent requests, suggesting range requests of the same range are cacheable.
- (2) We issued two range requests with overlapping ranges and found that the browser rewrites the range request to only fetch the remaining data, e.g., a request for 0–10KB of an image following a range request for 0–20KB of the same was rewritten to request the range not yet in the cache: 10–20KB.
- (3) We issued a request for the full image following a range request and found that no data was wasted. For example first requesting 0–10KB of an image, followed by requesting the full image, only results in the remaining portion of the full image being requested by the browser.
- (4) The reverse of the above is also true: we issued a request for the full image followed by a range request for 0–10KB of the same and found the range request to be served from the cache.

These results add to the realism of a data-saving approach that leverages range requests, in that switching between BROWSELITE and normal browsing does not adversely affect HTTP caching, and hence waste data. This result further implies: a) flexible ranges can be used, say, if network conditions change, and b) BROWSELITE can be turned off, presumably by reading existing functionalities like the HTTP Save-Data header [31] with no excess data waste.

5.4 Performance

BROWSELITE was designed with *data-savings* rather *speed* as its main goal. However, to be usable, it is still important that pages are not significantly slowed down, which we investigate here.

BROWSELITE introduces a few extra operations to page loads which can potentially slow them down. The first is the extra range

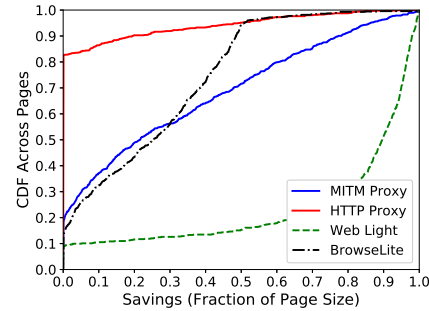


Figure 10: CDF of data-savings of middlebox approaches and Google Web Light compared to those of BROWSELITE.

request used to fetch image metadata. Second is the search in the DOM to associate an image request to an object on the page. Third is the extra processing needed to create the reflections of non-progressive images. However, the data saved by BROWSELITE has the potential to offset such overhead. Note that while the extra request given an erroneous rule from URL REWRITING also adds some latency, this occurs relatively infrequently, as denoted by Figure 4.

In order to quantify these additions to a Web page load, we measure the average overhead in rendering time of pages as given by the SpeedIndex [16] metric. Figure 9 shows the CDF of change in SpeedIndex when loading pages normally and with BROWSELITE across the $\sim 1,200$ pages of our crawls. We compare across two network conditions, a Wi-Fi connection (https://fast.com reported 40Mbps up, 10Mbps down, 10ms RTT) and a Verizon 4G LTE connection (4Mbps up, 3Mbps down, 40ms RTT). We benchmark BROWSELITE with a visual completion budget of 90%, implying that 50% of the images are requested (see Figure 7).

We can observe that $\approx 80\%$ of pages on Wi-Fi experience overheads of < 500 ms. Further, while 20% of pages experience a more noticeable delay (> 500 ms), 41-48% of pages actually see an improved SpeedIndex by an average of ≈ 400 ms. While 4G connections have higher RTT than Wi-Fi, implying the extra range requests of BROWSELITE are further delayed, they also have lower bandwidth, and thus benefit more from BROWSELITE’s data savings. The result is that the distribution of change in SpeedIndex over WiFi and 4G are quantitatively similar. The improvement in SpeedIndex over both connections is due to the fact that some pages have images that actually render *sooner* since only 50% of the image content needs to be requested. While the fact that 20% of pages experience noticeable slowdowns is significant, we note that the primary objective of BROWSELITE is to save bandwidth, and we expect users will tolerate a slight delay in their pages in exchange for data savings.

For the pages that see increased SpeedIndex, in Figure 9 we analyze the 3 main causes of overhead from BROWSELITE for their relative attributions to the increases. From this, we can observe that the largest fraction of overhead is indeed due to the extra RTT (causing 50% of the inflation in the median page), followed closely by transformation times using the browser’s native image canvas APIs (45% in the median page). The DOM search is relatively fast in comparison (5% in the median page). The contributions to overhead

were similar between the Wi-Fi and 4G experiments, with the extra range request taking up 5% more overhead on 4G than on Wi-Fi. In section 6 we provide a few potential ways the transformation and search overheads can be minimized going forward, mainly through tighter implementation of BROWSELITE in the browser.

5.5 Comparisons

Finally, we compare the data-savings of BROWSELITE – the combined IMAGE FETCH REDUCTION and URL REWRITING components – to the bandwidth savings made available through middlebox approaches as well as those offered by Google Web Light. For BROWSELITE, we target a visual completeness budget of at least 90% and thus assume that 50% of image data should be fetched. For middleboxes, we used the savings for the standard mode of our measurements Section 3. For Web Light pages, we navigated all the pages from our crawls through the Web Light system and derived savings as compared to the original versions of the same pages. All savings are in terms of relative page weights saved, including hot caches of inner-pages as described in Section 3.

Figure 10 shows the CDF of data-savings offered by BROWSELITE, middlebox approaches that act as (a) MITM proxies, and (b) HTTP only proxies, and Google Web Light, across the pages of our crawls. The figure shows that Web Light acts as an upper bound for potential savings on pages, with the median page seeing up to 90% savings. As noted in Section 2, since all content is served through Web Light’s servers, more resources (outside images), and even the actual style of the page, can be directly manipulated. This comes not only at the cost of privacy concerns, but also significant impact on Web-compat; from our experiments, pages served via Web Light achieve only 60% visual completeness to their originals, on average. Web Light also failed to optimize $\approx 10\%$ of pages, as was observed for our user study and existing work [54].

While middlebox approaches see about 4% less savings compared to BROWSELITE at the median (21.6% vs 25.4%), the upper percentiles see up to 30% more savings. While middlebox approaches are also limited to images, they intercept the content before reaching the client, allowing for more optimization opportunities at the cost of privacy concerns similar to those of Web Light. Further, if we look at only HTTP images from our dataset (we attempted HTTPS connections for all pages), the median savings of middlebox approaches drops to 0%, and only 20% at the 90th percentile, suggesting $\approx 62\%$ less pages are available to be optimized by not intercepting TLS.

6 DISCUSSION

This section discusses some subtle privacy concerns of BROWSELITE as well as complexities of an in-browser implementation, along with some future work based on results from our user study.

Privacy considerations. While BROWSELITE is designed with privacy in mind, one subtle privacy concern lies in the caching of range requests. The current version of Chromium modifies range requests based on information from its cache in order to only fetch the next required portion of the range (see Section 5). Since resources in the HTTP cache can be hit across domains, this implies that a range request initiated on one domain can be resumed on another, thus leaking information on what other sites have been previously visited.

This attack, known as a cross site leak or XS-Leak [52], is not specific to range requests. Many browsers have begun discussing the implementation of (or have already implemented in the case of Safari [26, 30]) dual-key caching. This policy prevents access to cross-origin resources from the HTTP cache, with main intent of stopping XS-Leaks. As this feature will also prevent such XS-leaks with range requests, we expect the IMAGE FETCH REDUCTION feature of BROWSELITE to remain available and safe for the future.

While BROWSELITE is implemented entirely client side for privacy, techniques for savings, such as IMAGE FETCH REDUCTION and more curated rules for URL REWRITING, could be implemented privately at a CDN. However, the fact that 80% of landing pages and 60% of internal pages are not leveraging CDNs implies a client-side intervention is currently of import [15].

Browser implementation. One concern for the adoption of BROWSELITE is the performance impact of $>500\text{ms}$ for 20% of pages (Figure 9(a)). While the current version of BROWSELITE is implemented as a puppeteer application, a native implementation in the browser has the potential to eliminate overhead caused by image processing (for reflections) and DOM searches, which combined account for up to 50% of overhead (see Figure 9(b)). A native implementation can associate DOM elements directly with network requests, eliminating the need for a DOM search after the initial range request. Further, native use of image libraries (e.g., libpng, libwebp) bundled with the browser will allow for faster reflections, compared with our current use of the high level canvas APIs and conversion of the images to dataURIs. If BROWSELITE were to see adoption, we believe these to be the next steps in its performance improvement. We do not perceive a way to avoid the extra range request to discover image metadata, which is a required step for BROWSELITE to work properly.

User Studies and Quality of Experience. From our user study analyses, we made the observation that reflections were poorly rated when IMAGE FETCH REDUCTION resulted in images with distorted faces or text. In the future, we wish to test these hypotheses with additional user studies. However, if true, what can be done to alleviate this impact on the user experience remains in question. One possibility we deem worth exploring is to use facial or textual detection models (e.g., via CNNs [38]) on the partially downloaded image to identify presence of such features. Upon successful detection, an extra range request can be issued to better complete such images. Another approach is experimentation with context encoders [47], which can potentially complete our partially rendered images with no additional data cost. Either way, trade-offs in terms of the load times and bandwidth implications these proposed techniques may have on page loads will need to be explored.

7 CONCLUSION

Given the increased complexity and size of webpages, there has been an enormous effort on the part of the web community to reduce data costs that the modern web now has on end users. However, existing approaches all trade off user privacy or web compatibility in exchange for such data savings. This paper presents BROWSELITE, a private data saving solution that focuses on optimization of images during browsing. BROWSELITE reduces the data strain images place on the network by reducing their data requirements, through

auto-configuring image services and by replacing standard HTTP requests for images with range requests. As shown through our experimentation, BROWSELITE is able to achieve 25% data savings on the median webpage, with only a minor overhead on the page load time. Further, BROWSELITE is able to reduce data requirements, while keeping the median webpage *usable*, as reported by real users. In future work, we plan to look at a tighter implementation of BROWSELITE in modern browsers and to explore the effects of a more advanced image processing pipeline to further reduce the potentially negative impacts on the end-user experience.

REFERENCES

- [1] [n.d.]. <https://majestic.com/reports/majestic-million>.
- [2] [n.d.]. <https://www.alexa.com/topsites>.
- [3] [n.d.]. <https://developers.google.com/web/tools/lighthouse>.
- [4] [n.d.]. <https://www.fastly.com/>.
- [5] [n.d.]. <https://www.akamai.com/>.
- [6] [n.d.]. <https://www.cloudflare.com/>.
- [7] [n.d.]. <https://microworkers.com/>.
- [8] [n.d.]. Puppeteer. <https://github.com/puppeteer/puppeteer>.
- [9] 2020. Chrome LiteMode. tinyurl.com/1h8p6ykr.
- [10] addy osmani. 2020. Optimize Cumulative Layout Shift. tinyurl.com/2hsh4zu.
- [11] Victor Agababov, Michael Buettner, Victor Chudnovsky, Mark Cogan, Ben Greenstein, Shane McDaniel, Michael Piatek, Colin Scott, Matt Welsh, and Bolian Yin. 2015. Flywheel: Google’s data compression proxy for the MobileWeb. *Proceedings of the 12th USENIX Symposium on Networked Systems Design and Implementation, NSDI 2015* (2015).
- [12] Ankur P Agarwal. 2015. Google Web Lite - Move Fast, Break Things? <https://pricebaba.com/blog/google-weblight-move-fast-break-things>.
- [13] Jyrki Alakuijala and Vincent Rabaud. 2017. Lossless and Transparency Encoding in WebP. https://developers.google.com/speed/webp/docs/webp_lossless_alpha_study.
- [14] Waqar Aqeel, Balakrishnan Chandrasekaran, Anja Feldmann, and Bruce M. Maggs. 2020. On Landing and Internal Web Pages: The Strange Case of Jekyll and Hyde in Web Performance Measurement. In *Proceedings of the ACM Internet Measurement Conference (IMC '20)*. Association for Computing Machinery, New York, NY, USA.
- [15] HTTP Archive. 2019. Web Almanac by HTTP Archive. <https://almanac.httparchive.org/en/2019/>.
- [16] Cody Arsenault. 2017. Speed Index Explained - Another Way to Measure Web Performance. <https://www.keycdn.com/blog/speed-index>.
- [17] Device Atlas. 2019. <https://tinyurl.com/59d5gy7b>.
- [18] Babak Amin Azad, Pierre Laperdrix, and Nick Nikiforakis. 2019. Less is More: Quantifying the Security Benefits of Debloating Web Applications. In *28th USENIX Security Symposium (USENIX Security 19)*. USENIX Association, Santa Clara, CA.
- [19] Michael Butkiewicz, Daimeng Wang, Zhe Wu, Harsha V. Madhyastha, and Vyas Sekar. 2015. Klotski: Reprioritizing Web Content to Improve User Experience on Mobile Devices. In *NSDI15*. USENIX Association, Oakland, CA.
- [20] Paul Calvano. 2019. Web Almanac by HTTP Archive: Part IV Chapter 16 Caching. <https://almanac.httparchive.org/en/2019/caching>.
- [21] Andrea Cardaci. 2020. Chrome-Remote-Interface. <https://github.com/cyrus-and/chrome-remote-interface>.
- [22] Moumena Chaqfeh, Yasir Zaki, Jacinta Hu, and Lakshmi Subramanian. 2020. JSCleaner: De-Cluttering Mobile Webpages Through JavaScript Cleanup. (2020).
- [23] Google Chrome. [n.d.]. Web Light: Faster and lighter mobile pages from search. <https://support.google.com/webmasters/answer/6211428>.
- [24] Chris Coyer. 2020. Data URIs. <https://css-tricks.com/data-uris/>.
- [25] Chris Coyier. 2017. CSS Sprites: What They Are, Why They’re Cool, and How To Use Them. <https://css-tricks.com/css-sprites/>.
- [26] Andy Davies. 2018. Safari Caching and Third-Party Resources. <https://bit.ly/3cLJW22/>.
- [27] Christoph Erdmann. 2019. Faster Image Loading with Embedded Image Previews. <https://bit.ly/3kfeNoz>.
- [28] Adrienne Porter Felt, Richard Barnes, April King, Chris Palmer, Chris Bentzel, and Parisa Tabriz. 2017. Measuring HTTPS Adoption on the Web. In *USENIX Security 17*. USENIX Association.
- [29] Utkarsh Goel and Moritz Steiner. 2020. System to Identify and Elide Superfluous JavaScript Code for Faster Webpage Loads. (mar 2020).
- [30] Google Groups. 2019. Intent to Implement Double-Keyed HTTP Cache. <https://rb.gy/5ngyus>.
- [31] Simon Hearne. 2020. Who Opt-in to Save-Data? tinyurl.com/10bxrn7d.
- [32] Katie Hempenius. 2019. CDNs for Optimizing Images. tinyurl.com/4n9g6qhp.
- [33] Tim Kadlec. 2019. Making Sense of Chrome Lite Pages. tinyurl.com/26h2k53b.
- [34] Tim Kadlec. 2020. What Does My Site Cost. <https://whatdoesmysitecost.com/>.
- [35] Edward Kandrot. 2015. The technology behind preview photos. <https://bit.ly/37IG9FV>.
- [36] Conor Kelton, Jihoon Ryoo, Aruna Balasubramanian, and Samir R. Das. 2017. Improving User Perceived Page Load Times Using Gaze. In *14th USENIX Symposium on Networked Systems Design and Implementation (NSDI 17)*. USENIX Association, Boston, MA.
- [37] B. Kondracki, A. Aliyeva, M. Egele, J. Polakis, and N. Nikiforakis. 2020. Meddling Middlemen: Empirical Analysis of the Risks of Data-Saving Mobile Browsers. In *2020 IEEE Symposium on Security and Privacy (SP)*. IEEE Computer Society, Los Alamitos, CA, USA.
- [38] Haoxiang Li, Zhe Lin, Xiaohui Shen, Jonathan Brandt, and Gang Hua. 2015. A convolutional neural network cascade for face detection. In *Proceedings of the IEEE conference on computer vision and pattern recognition*.
- [39] Zhenhua Li, Weiwei Wang, Tianyin Xu, Xin Zhong, Xiang-Yang Li, Yunhao Liu, Christo Wilson, and Ben Y. Zhao. 2016. Exploring Cross-Application Cellular Traffic Optimization with Baidu TrafficGuard. In *13th USENIX Symposium on Networked Systems Design and Implementation (NSDI 16)*. USENIX Association, Santa Clara, CA.
- [40] Scott Little. 2016. Image Replacement in Blink. <https://rb.gy/lj4cdm>.
- [41] Robert Nyman Mike Taylor. 2014. Introducing webcompat.com. <https://hacks.mozilla.org/2014/06/introducing-webcompat-com/>.
- [42] Ravi Netravali, Ameesh Goyal, James Mickens, and Hari Balakrishnan. [n.d.]. Polaris: Faster Page Loads Using Fine-grained Dependency Tracking. In *NSDI16*.
- [43] Ravi Netravali and James Mickens. 2018. Remote-control caching: Proxy-based url rewriting to decrease mobile browsing bandwidth. In *HotMobile 2018 - Proceedings of the 19th International Workshop on Mobile Computing Systems and Applications*, Vol. 2018-February. Association for Computing Machinery, Inc.
- [44] Ravi Netravali and James Mickens. 2019. Prophecy: Accelerating mobile page loads using final-state write logs. *Proceedings of the 15th USENIX Symposium on Networked Systems Design and Implementation, NSDI 2018* (2019).
- [45] Ravi Netravali, Vikram Nathan, James Mickens, and Hari Balakrishnan. 2018. Vesper: Measuring time-to-interactivity for web pages. In *15th {USENIX} Symposium on Networked Systems Design and Implementation ({NSDI} 18)*.
- [46] Opera. [n.d.]. Data savings and turbo mode. <https://www.opera.com/turbo>.
- [47] Deepak Pathak, Philipp Krahenbuhl, Jeff Donahue, Trevor Darrell, and Alexei A Efros. 2016. Context encoders: Feature learning by inpainting. In *Proceedings of the IEEE conference on computer vision and pattern recognition*.
- [48] Jose M. Perez. 2015. Medium progressive image loading. tinyurl.com/111ht86v.
- [49] Vaspil Ruamviboonsuk, Ravi Netravali, Muhammed Uluyol, and Harsha V. Madhyastha. 2017. Vroom: Accelerating the Mobile Web with Server-Aided Dependency Resolution. In *Proceedings of the Annual International Conference on Data Communication (Los Angeles, CA, USA) (SIGCOMM '17)*. Association for Computing Machinery, New York, NY, USA.
- [50] Quirin Scheitle, Oliver Hohlfeld, Julien Gamba, Jonas Jelten, Torsten Zimmermann, Stephen D. Strowes, and Narseo Vallina-Rodriguez. 2018. A Long Way to the Top: Significance, Structure, and Stability of Internet Top Lists. *CoRR abs/1805.11506* (2018).
- [51] Shailendra Singh, Harsha V. Madhyastha, Srikanth V. Krishnamurthy, and Ramesh Govindan. 2015. Flexiweb: Network-aware compaction for accelerating mobile web transfers. In *Proceedings of the Annual International Conference on Mobile Computing and Networking, MOBICOM*, Vol. 2015-September. Association for Computing Machinery.
- [52] Avinash Sudhodanan, Soheil Khodayari, and Juan Caballero. 2019. Cross-Origin State Inference (COSI) Attacks: Leaking Web Site States through XS-Leaks. *arXiv preprint arXiv:1908.02204* (2019).
- [53] Erik Sy, Christian Burkert, Hannes Federrath, and Mathias Fischer. 2018. Tracking Users across the Web via TLS Session Resumption. *CoRR abs/1810.07304* (2018).
- [54] Ammar Tahir, Muhammad Tahir Munir, Shaiq Munir Malik, Zafar Ayyub Qazi, and Ihsan Ayyub Qazi. 2020. Deconstructing Google’s Web Light Service. (2020).
- [55] Jovi Umawing. 2017. Google Reminds Website Owners to Switch to HTTPS Before October Deadline. <https://rb.gy/saxnj5>.
- [56] Tobias Urban, Martin Degeling, Thorsten Holz, and Norbert Pohlmann. 2020. Beyond the front page: Measuring third party dynamics in the field. In *Proceedings of The Web Conference 2020*.
- [57] Xiao Sophia Wang, Aruna Balasubramanian, Arvind Krishnamurthy, and David Wetherall. 2013. Demystifying Page Load Performance with WProf. In *10th USENIX Symposium on Networked Systems Design and Implementation (NSDI 13)*. USENIX Association, Lombard, IL.
- [58] Xiao Sophia Wang, Arvind Krishnamurthy, and David Wetherall. 2016. Speeding up Web Page Loads with Shandian. In *NSDI16*. Santa Clara, CA.
- [59] Zhen Wang, Felix Xiaozhu Lin, Lin Zhong, and Mansoor Chishtie. 2012. How Far Can Client-Only Solutions Go for Mobile Browser Speed?. In *Proceedings of the 21st International Conference on World Wide Web (Lyon, France) (WWW '12)*. Association for Computing Machinery, New York, NY, USA.
- [60] Zhou Wang, A. C. Bovik, H. R. Sheikh, and E. P. Simoncelli. 2004. Image quality assessment: from error visibility to structural similarity. *IEEE Transactions on Image Processing* 13 (2004).