

# Assessment of the Performance of DFT Functionals Using Off-Diagonal Hypervirial Relationships

Francesco F. Summa, Guglielmo Monaco, Riccardo Zanasi\*

*Dipartimento di Chimica e Biologia "A. Zambelli", Università degli studi di Salerno, via  
Giovanni Paolo II 132, Fisciano 84084, SA, Italy*

Lazzeretti Paolo

*Istituto di Struttura della Materia, CNR, via del Fosso del Cavaliere 100, 00133 Roma, Italy*

---

## Abstract

Off-diagonal hypervirial relationships, combined with quantum mechanical sum rules of charge-current conservation, offer a way for testing electronic excited-state transition energies and moments, which does not need any external reference. A number of fundamental relations were recast into absolute deviations from zero, which have been used to assess the performance of some popular DFT functionals. Extended TD-DFT calculations have been carried out for a pool of molecules chosen to the purpose, adopting a large basis set to ensure high quality results. A general agreement with previous benchmarks is observed.

*Keywords:* Transition Moments, TRK Sum Rules, Magnetizability  
Traslational Invariance, Charge-Current Conservation, Electric  
Dipole Polarizability, Optical Activity

---

## 1. Introduction

Owing to the impressive use of density functional theory (DFT) in last years for quantum chemistry calculations on many-electron systems, the quality assessment of DFT functionals has become a rather popular and important activity [1, 2, 3, 4, 5, 6]. Unlike what has been done so far, here we present an

---

\*Corresponding author: Riccardo Zanasi, *Email Address:* rzanasi@unisa.it

assessment of the performance of DFT functionals on the basis of excited-states transition moments and energies, which could reveal useful in the choice of functionals for the calculation of second-order molecular properties arising from the interaction with radiation.

DFT is usually considered as a ground-state theory. However, as proven by Hohenberg and Kohn (for systems with a nondegenerate ground state) the ground-state electron probability density  $\rho_0(\mathbf{r})$  determines the external potential and the number of electrons [7, 8]. Once the external potential and the number of electrons are specified, the electronic wave functions and allowed energies of the molecule are determined as the solutions of the electronic Schrödinger equation. Hence, ground-state wave function and energy as well as all excited-state wave functions and energies are determined by  $\rho_0(\mathbf{r})$  [9]. However, the extraction of such information remained unsolved until the presentation of the formally exact formulation of DFT for time-dependent (TD) systems given by Runge and Gross [10]. Actually, electronic excited-states reveal themselves from the interaction with radiation, and the development of the linear response TD-DFT via approximated functionals has provided direct access to the excited-state information searched for [11, 12, 13, 14].

The accuracy of a calculation of molecular properties depending on the electronic response to a perturbation could be established via direct comparison with corresponding experimental data. However, this is not always an easy task to accomplish because the experimental data can be affected by effects, such as intermolecular interactions, which can be poorly described by the theoretical model, and the computations themselves can carry an uncertainty due to finiteness of the basis set. As far as it concerns the assessment of DFT predictions, the comparison with higher level calculations is often employed [15, 16], a practice which should require the adoption of difficult reference calculations for obtaining a representative and robust grading of the methods. The fundamental need for instruments assessing the quality of a theoretical prediction *a priori*, i.e., without external references, is evident. For testing excited-states information resulting from a TD-DFT calculation, these instruments can be supplied

by some internal quantum mechanical conditions, such as the fulfillment of the off-diagonal hypervirial relationships, Thomas-Reiche-Kuhn sum rules for the oscillatory strengths [17, 18, 19] and other sum rules for the charge-current conservation [20], which are equivalent to the translational invariance of the magnetizability [21].

In the next section we will focus on the definition of a number of absolute deviations that do not need any external reference. Then, results will be presented for a selection of functionals chosen among the most popular for the calculation of molecular response properties. Testing molecules of moderate size have been chosen to allow accurate calculations of the full set of TD-DFT excited states required for the linear response, adopting a fairly large set of basis functions.

## 2. Method

Let's consider a molecule with  $n$  electrons of mass  $m_e$ , charge  $-e$ , positions  $\mathbf{r}_k$ , canonical and angular momenta  $\hat{\mathbf{p}}_k$  and  $\hat{\mathbf{l}}_k = \mathbf{r}_k \times \hat{\mathbf{p}}_k$ , respectively. Let's consider also the origin of the coordinate system in the center of positive charges. Eigenvalues of the Born-Oppenheimer Hamiltonian  $\hat{H}_0$  are  $E_0$  and  $E_j$ , which are energies of the stationary states  $\Psi_0$  and  $\Psi_j$ , respectively (subscript 0 denoting the ground reference state and  $j$  any excited state). Capital letters are used to denote total electron operators:

$$\hat{R}_\alpha = \sum_k r_{k\alpha}, \quad \hat{P}_\alpha = \sum_k \hat{p}_{k\alpha}, \quad \hat{L}_\alpha = \sum_k \hat{l}_{k\alpha}, \quad (1)$$

where

$$\hat{P}_\alpha = \frac{ime}{\hbar} [\hat{H}_0, \hat{R}_\alpha]. \quad (2)$$

Transition moments of  $\hat{R}_\alpha$  and  $\hat{P}_\alpha$  from ground to excited stationary states are related by the off-diagonal hypervirial relation

$$\langle 0 | \hat{R}_\alpha | j \rangle = \frac{i}{m_e} \omega_{j0}^{-1} \langle 0 | \hat{P}_\alpha | j \rangle, \quad (3)$$

where  $\omega_{j0} = \frac{1}{\hbar}(E_j - E_0)$ , which is fulfilled if the state functions are *exact* eigenfunctions of a model Hamiltonian and satisfy the hypervirial theorem for the position operator [22]. The TD Hartree-Fock (TD-HF) method fulfils eq.(3) in the limit of a complete basis set calculation [23, 24] and it is generally assumed that TD-DFT does the same, see for example Ref. [16]. Indeed, there is a very well know connection among current density conservation, gauge invariance of magnetic properties and hypervirial relationship as proven by Ghosh and Dhara for Kohn-Sham-like approach [25, 26]. Excitation energies, as well as transition matrix elements of the position, linear and angular momentum operators, are main results of any TD calculation and it would appear inappropriate to have large deviations among the oscillator and rotational strengths determined in the so-called length, velocity or mixed gauges (the latter applies only to oscillator strengths, of course).

The Thomas-Reiche-Kuhn (TRK) [17, 18, 19] sum rule for the position operator in tensor notation is [27, 28]

$$(\hat{R}_\alpha, \hat{R}_\beta)_1 = \frac{m_e}{\hbar} \sum_j' 2\omega_{j0} \Re \left( \langle 0 | \hat{R}_\alpha | j \rangle \langle j | \hat{R}_\beta | 0 \rangle \right) = n\delta_{\alpha\beta}. \quad (4)$$

Using eq.(3) one gets alternative mixed velocity-length and velocity-velocity formulations:

$$(\hat{P}_\alpha, \hat{R}_\beta)_0 = \frac{1}{\hbar} \sum_j' 2\Im \left( \langle 0 | \hat{P}_\alpha | j \rangle \langle j | \hat{R}_\beta | 0 \rangle \right) = n\delta_{\alpha\beta}, \quad (5)$$

$$(\hat{P}_\alpha, \hat{P}_\beta)_{-1} = \frac{1}{m_e \hbar} \sum_j' \frac{2}{\omega_{j0}} \Re \left( \langle 0 | \hat{P}_\alpha | j \rangle \langle j | \hat{P}_\beta | 0 \rangle \right) = n\delta_{\alpha\beta}, \quad (6)$$

which can be briefly summarized as

$$n\delta_{\alpha\beta} = (\hat{P}_\alpha, \hat{P}_\beta)_{-1} = (\hat{P}_\alpha, \hat{R}_\beta)_0 = (\hat{R}_\alpha, \hat{R}_\beta)_1. \quad (7)$$

Additional sum rules for the translational invariance of the magnetizability tensor, which are intimately connected to the charge-current conservation con-

dition of Sambe [20], are [21, 27, 28]

$$\begin{aligned}\langle 0 | \hat{R}_\beta | 0 \rangle \epsilon_{\gamma\alpha\beta} &= (\hat{P}_\gamma, \hat{L}_\alpha)_{-1} = -(\hat{P}_\alpha, \hat{L}_\gamma)_{-1} \\ &= (\hat{R}_\gamma, \hat{L}_\alpha)_0 = -(\hat{L}_\gamma, \hat{R}_\alpha)_0,\end{aligned}\quad (8)$$

where  $\epsilon_{\gamma\alpha\beta}$  is the Levi-Civita skew-symmetric tensor and

$$(\hat{R}_\gamma, \hat{L}_\alpha)_0 = -\frac{1}{\hbar} \sum_j' 2\Im \left( \langle 0 | \hat{R}_\gamma | j \rangle \langle j | \hat{L}_\alpha | 0 \rangle \right), \quad (9)$$

$$(\hat{P}_\gamma, \hat{L}_\alpha)_{-1} = \frac{1}{m_e \hbar} \sum_j' \frac{2}{\omega_{j0}} \Re \left( \langle 0 | \hat{P}_\gamma | j \rangle \langle j | \hat{L}_\alpha | 0 \rangle \right). \quad (10)$$

Allowing for the off-diagonal hypervirial relation (3), the frequency dependent electric dipole polarizability can be written in three formalisms [28, 29], in a way similar to that used for TRK sum rules (4)-(6). They are

$$\alpha_{\alpha\beta}^{RR}(\omega) = \frac{e^2}{\hbar} \sum_j' \frac{2\omega_{j0}}{\omega_{j0}^2 - \omega^2} \Re \left( \langle 0 | \hat{R}_\alpha | j \rangle \langle j | \hat{R}_\beta | 0 \rangle \right), \quad (11)$$

$$\alpha_{\alpha\beta}^{PR}(\omega) = \frac{e^2}{m_e \hbar} \sum_j' \frac{2}{\omega_{j0}^2 - \omega^2} \Im \left( \langle 0 | \hat{P}_\alpha | j \rangle \langle j | \hat{R}_\beta | 0 \rangle \right), \quad (12)$$

$$\alpha_{\alpha\beta}^{PP}(\omega) = \frac{e^2}{m_e^2 \hbar} \sum_j' \frac{2}{\omega_{j0}(\omega_{j0}^2 - \omega^2)} \Re \left( \langle 0 | \hat{P}_\alpha | j \rangle \langle j | \hat{P}_\beta | 0 \rangle \right), \quad (13)$$

whilst the frequency dependent optical activity tensor in two formalisms is [28, 29]

$$\hat{\kappa}_{\alpha\beta}^{RL}(\omega) = -\frac{e^2}{2m_e \hbar} \sum_j' \frac{2}{\omega_{j0}^2 - \omega^2} \Im \left( \langle 0 | \hat{R}_\alpha | j \rangle \langle j | \hat{L}_\beta | 0 \rangle \right), \quad (14)$$

$$\hat{\kappa}_{\alpha\beta}^{PL}(\omega) = \frac{e^2}{2m_e^2 \hbar} \sum_j' \frac{2}{\omega_{j0}(\omega_{j0}^2 - \omega^2)} \Re \left( \langle 0 | \hat{P}_\alpha | j \rangle \langle j | \hat{L}_\beta | 0 \rangle \right). \quad (15)$$

A direct measure of the ability of any density functional to provide a good description of excited states can be obtained adopting self-consistent absolute deviations defined by means of the above equations without resorting to any

external references. Considering first eq. (3), we define the absolute deviation for the off-diagonal hypervirial relation, which collects at the same time all vector components and computed electronic transitions, as (atomic units)

$$\text{AD}_{\text{HV}} = \sum_{\alpha} \sum_j \left| \langle 0 | \hat{R}_{\alpha} | j \rangle - \frac{\langle 0 | \nabla_{\alpha} | j \rangle}{E_j - E_0} \right|, \quad (16)$$

which should be as small as possible for a precise calculation. Moreover, from eq. (7), we define the three following absolute deviations testing the TRK sum rules

$$\text{AD}_{\text{RR}} = \sum_{\alpha} \sum_{\beta} |(R_{\alpha}, R_{\beta})_1 - n\delta_{\alpha\beta}|, \quad (17)$$

$$\text{AD}_{\text{PR}} = \sum_{\alpha} \sum_{\beta} |(P_{\alpha}, R_{\beta})_0 - n\delta_{\alpha\beta}|, \quad (18)$$

$$\text{AD}_{\text{PP}} = \sum_{\alpha} \sum_{\beta} |(P_{\alpha}, P_{\beta})_{-1} - n\delta_{\alpha\beta}|. \quad (19)$$

Once again they should be as small as possible for accurate calculations. Condition (8) provides two further absolute deviations

$$\text{AD}_{\text{RL}} = \sum_{\gamma} \sum_{\alpha} \left| (R_{\gamma}, L_{\alpha})_{-1} - \epsilon_{\gamma\alpha\beta} \langle 0 | \hat{R}_{\beta} | 0 \rangle \right|, \quad (20)$$

$$\text{AD}_{\text{PL}} = \sum_{\gamma} \sum_{\alpha} \left| (P_{\gamma}, L_{\alpha})_{-1} - \epsilon_{\gamma\alpha\beta} \langle 0 | \hat{R}_{\beta} | 0 \rangle \right|. \quad (21)$$

A slightly different way to assess the off-diagonal hypervirial relation (3) is to check the equivalence of the computed electric dipole polarizability in the various formalisms provided by eqs. (11)-(13). This can be done defining the following absolute deviation

$$\text{AD}_{\alpha} = \sum_{\beta} \sum_{\gamma} (|\alpha_{\beta\gamma}^{\text{RR}} - \alpha_{\beta\gamma}^{\text{PR}}| + |\alpha_{\beta\gamma}^{\text{RR}} - \alpha_{\beta\gamma}^{\text{PP}}| + |\alpha_{\beta\gamma}^{\text{PR}} - \alpha_{\beta\gamma}^{\text{PP}}|). \quad (22)$$

In case of chiral molecules also the optical activity tensor calculated using eqs.

(14) and (15) can be used to the purpose by means of

$$\text{AD}_{\hat{\kappa}} = \sum_{\beta} \sum_{\gamma} |\hat{\kappa}_{\beta\gamma}^{RL} - \hat{\kappa}_{\beta\gamma}^{PL}|. \quad (23)$$

Of course, also  $\text{AD}_{\alpha}$  and  $\text{AD}_{\hat{\kappa}}$  should be as small as possible.

### 3. Calculation details

Nineteen DFT functionals have been tested on the basis of the absolute deviations defined in the previous section. They are: APFD [30], B3LYP [31, 32, 33], B3P86 [31, 34], B3PW91 [31, 35, 36, 37], B97-2 [38], B97D3 [39], B97D [40], B98 [41], BLYP [42, 32, 33], CAM-B3LYP [43], SVWN [44, 45] (indicated as LSDA for our purposes), MN12-SX [46], M06 [47], M06-2X [47], PBEP86 [48, 49, 34], BHandHLYP [50], and LC-BLYP, LC-B97D, LC-BP86 [51].

These functionals have been chosen considering the analysis by Medvedev et al [1], selecting some commonly used among those “yielding the best densities” (APFD, B3PW91, B98, BHandHLYP, B3P86, B972 and B3LYP), other among those “yielding the worst densities” [52] (SVWN, M06-2X, M06 and MN12-SX) and some other providing densities of intermediate quality (CAM-B3LYP, PBEP86 and BLYP). Two more functionals (B97D and B97D3) came from our previous experiences, and the three long-range corrected (LC) functionals have been included because long-range correction is a relevant correction in DFT as it helps providing good excitation energies [53].

Calculations have been carried out for a set of molecules selected according to the following criteria:

- the molecular size should not limit the calculation accuracy, which must be as large as possible in order to obtain reliable estimates of deviations (16)-(23);
- all having the same number of electrons for a better comparison of the TRK sum rules in the different formalisms;

- all having the possibility to be fixed in a chiral conformation with a non vanishing dipole moment.

Accordingly, we have considered  $N = 6$  isoelectronic molecules: CH<sub>3</sub>-CH<sub>3</sub>, CH<sub>3</sub>-NH<sub>2</sub>, CH<sub>3</sub>-OH, NH<sub>2</sub>-NH<sub>2</sub>, NH<sub>2</sub>-OH, HO-OH, with  $n = 18$  electrons. Taking into account the very large basis set employed for the calculations, see later, the chosen molecules fulfill the above criteria and appear well suited for the purposes of the present investigation.

For each functional  $F$  and for each molecule  $M$ , absolute deviations will be indicated as  $AD_X^F(M)$ , where  $X$  stands for one of the testing conditions among: HV, RR, PR, PP, RL, PL,  $\alpha$ , and  $\hat{\kappa}$ . Mean absolute deviations have been computed for each DFT functional and each testing condition averaging the results obtained for the  $N$  molecules and normalizing to the HF results

$$\begin{aligned} \text{MAD}_X^F &= \frac{\frac{1}{N} \sum_M AD_X^F(M)}{\text{MAD}_X^{\text{HF}}} \\ \text{MAD}_X^{\text{HF}} &= \frac{1}{N} \sum_M AD_X^{\text{HF}}(M). \end{aligned} \quad (24)$$

Molecular geometries have been determined as follows. For each functional, internal coordinates have been optimized employing the largest pcSseg-4 of the Jensen’s set [54], freezing the internal torsional angle of each molecule at the values reported in Table 1. A total of 120 (19 functionals + HF times 6 molecules) geometries have been determined, which are reported in the Supporting Material, see Tables S1-S20. Torsional angles have been determined separately, taking the value that maximizes the largest component of the optical activity tensor of each molecule, along a rotation around the single bond connecting the two heaviest atoms. This latter determination has been done adopting the much smaller pcSseg-2 basis set [54] and using the B97-2 functional [38] for all molecules.

TD-DFT calculations of transition matrix elements  $\langle 0 | \hat{R}_\alpha | j \rangle$ ,  $\langle 0 | \hat{P}_\alpha | j \rangle$ ,  $\langle 0 | \hat{L}_\alpha | j \rangle$  and transition energies ( $E_j - E_0$ ), for  $j = 1, 2, \dots, N_{\text{TRS}}$ , have been performed adopting the same large pcSseg-4 basis set of the geometry optimiza-



Table 1: Torsional angles frozen during geometry optimization and number of calculated transitions NTRS for the molecules here considered.

	CH <sub>3</sub> -CH <sub>3</sub>	CH <sub>3</sub> -NH <sub>2</sub>	CH <sub>3</sub> -OH	NH <sub>2</sub> -NH <sub>2</sub>	NH <sub>2</sub> -OH	HO-OH
$\theta$	270°	90°	210°	159°	180°	120° <sup>†</sup>
NTRS	6624	5958	5265	5283	4599	3906

<sup>†</sup> Average value, since the molecular geometry has been fully optimized every time.

tion, by means of the Gaussian 16 program package [55], using the TD=(full,sos) keyword. The pcSseg-4 basis set provides high quality molecular properties nearly coincident with the basis set limit, as documented previously [56]. Despite the small size of the molecules, a fairly large amount of computer resources become necessary to accomplish the full set of calculations, much more than what is normally available on a PC.

Both the electric dipole polarizability and the optical activity tensors have been evaluated for the static case  $\omega = 0$ .

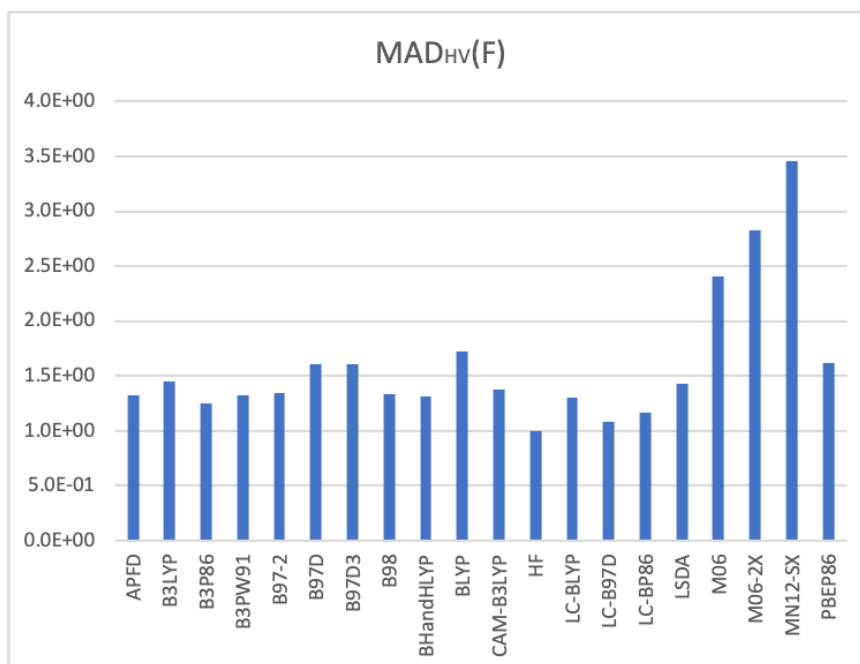
#### 4. Results and discussion

The full set of results for all molecules is collected in the Supporting Material. The discussion here is focused on a number of mean absolute deviations, which represent the essential result of the analysis.

Let us first comment on that none of the DFT functionals here considered provide any AD's, except 6 over a total of 912 examined, less than those obtained at the HF level.[57] Anyway, this result cannot be regarded as an alleged superiority of the HF method (although this happens for some properties[6]) because it depends on the fulfillment of the off-diagonal hypervirial relation (3) for the TD-HF state functions in the complete basis set limit [24]. We exploit this in eq.(25) to put all the results on the same scale in order to make data aggregations.

Mean absolute deviations for the off-diagonal hypervirial relation, i.e.,  $MAD_{HV}^F$ , calculated averaging the data in Table S21, are compared in Fig. 1. As can be observed, the LC-functionals, B3P86 and BHandHLYP provide the smallest deviations, whilst the Minnesota functionals M06, M06-2X, and MN12-SX give

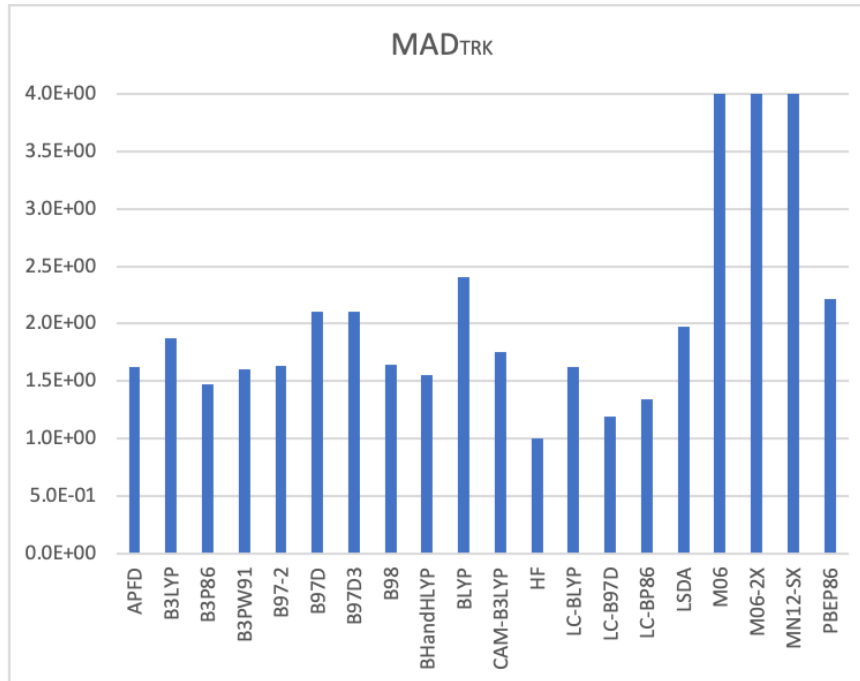
Figure 1: Absolute deviations calculated according to eq. 16 and averaged over the molecular set.



the highest deviations. However, a substantial agreement with previous benchmarks [1, 2, 3, 5] can be observed, even if we found B3P86 and BHandHLYP slightly better than APFD.

Considering the TRK sum rule, we notice some quite large deviations for the Minnesota functionals in connection with RR and PP formalisms, see Tables S22 and S24, which are not shown for the PR formalism, see Table S23. This behavior is interesting since it reveals a particular sensitivity of these functionals with respect to transition energies, see eqs. (4)-(6). All other functionals provide a consistent picture, which can be summarized into the data aggregation given by the normalized sum of the three mean absolute deviations  $\frac{1}{3} \left( \text{MAD}_{\text{RR}}^{\text{F}} + \text{MAD}_{\text{PR}}^{\text{F}} + \text{MAD}_{\text{PP}}^{\text{F}} \right)$  shown in Fig. 2.

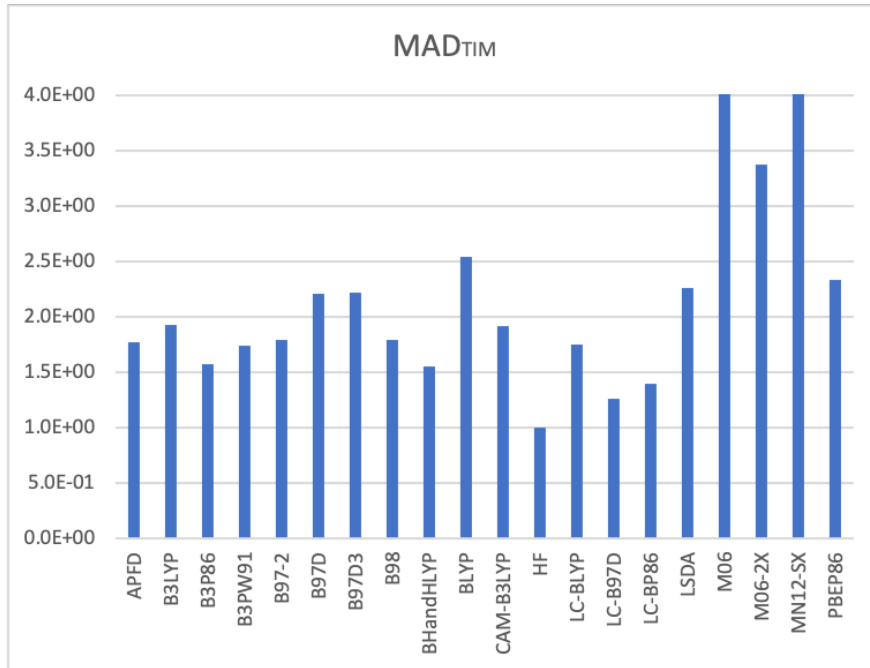
Figure 2: Normalized sum of the mean absolute deviations relative to the TRK sum rule in the various formalisms. M06, M06-2X, and MN12-SX reach a MAD as high as 14, 36, and 34 with respect to the HF, respectively.



A similar behavior can be observed also in the case of the sum rule for the translational invariance of magnetizability. Once again, albeit to a lesser

extent, the PL formalism shows large deviations for M06, M06-2X, and MN12-SX functionals, see Table S26, which are not shown by the RL formalism, see Table S25, confirming the sensitivity of these functionals to the transition energies that appear in eq.(10). The aggregated data given as the normalized sum  $\frac{1}{2} \left( \text{MAD}_{\text{RL}}^{\text{F}} + \text{MAD}_{\text{PL}}^{\text{F}} \right)$  shown in Fig. 3, confirms the functional performance of the hypervirial and TRK analysis.

Figure 3: Normalized sum of the mean absolute deviations relative to the translation invariance of magnetizability in the two formalisms. M06, M06-2X, and MN12-SX reach a MAD as high as 5, 3, and 8 with respect to the HF, respectively.



The absolute deviations that measure the equivalence of the static electric dipole polarizability and optical activity tensor in the various formalisms, reported in Tables S27 and S28, and relative Figs. S7 and S8, do not change the picture.

Therefore, to best appreciate the uniformity of the results, we have put together all the MAD's for the eight criteria in the same histogram chart shown in Fig. 4. As it can be seen, the functional performance turns out to be exactly

Figure 4: Mean absolute deviations for all criteria.

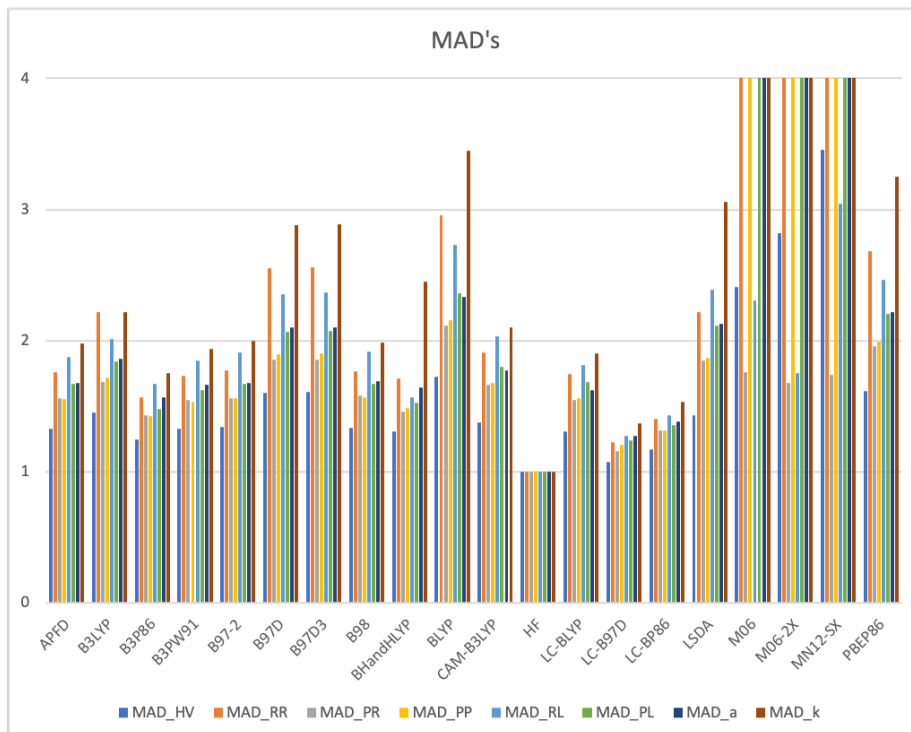


Table 2: Functional ranking based on the grading index values calculated via eq. (25). The rung of Jacob’s ladder[58] is also indicated as LDA (Local Density Approximation), GGA (Generalised Gradient Approximation), mGGA (meta-GGA), hGGA (hybrid-GGA).

Functional	Rung	Index	MBSPL <sup>a</sup>	LDFS <sup>b</sup>
HF	Ab Initio	1		
LC-B97D	hGGA	1.228		
LC-BP86	hGGA	1.365		
B3P86	hGGA	1.517	10	
BHandHLYP	hGGA	1.643	6	1
LC-BLYP	hGGA	1.648		
B3PW91	hGGA	1.651	3	
APFD	hGGA	1.676	2	
B97-2	hGGA	1.687	17	29
B98	hGGA	1.690	5	
CAM-B3LYP	hGGA	1.793	48	
B3LYP	hGGA	1.876	55	16
LSDA	LDA	2.133	109	42
B97D	GGA	2.164		
B97D3	GGA	2.170		
PBEP86	GGA	2.298	70	
BLYP	GGA	2.478	92	31
M06	hmGGA	9.921	121	51
MN12-SX	hmGGA	16.579	128	
M06-2X	hmGGA	18.770	114	45

<sup>a</sup> Electron density-based normalized error rank over 128 functionals from Medvedev et al. [1].

<sup>b</sup> Magnetizability-based mean absolute deviation rank over 51 functionals from Lehtola et al. [5].

the same regardless of the MAD. Encouraged by this rather nice result, we have decided to work out a unique index for ranking the functionals here considered, summing all together the mean absolute deviations as

$$I = \frac{1}{8} \sum_X \text{MAD}_X^F. \quad (25)$$

The index is shown in Table 2 and the relative histogram chart constitutes the graphical abstract of the paper.

According to this result, the LC-B97D, LC-BP86, B3P86 and BHandHLYP functionals turn out to be good choices among the functionals here considered

for the calculation of the linear response properties to external electromagnetic perturbations. A fairly good agreement with previous analysis, reported by Medvedev et al. [1] and Lehtola et al. [5], can be appreciated, as we have facilitated adding more columns to Table 2, where the rank attributed by these two different analyses is reported. Since Lehtola et al. have considered magnetizability as the benchmarking property, which is strictly connected with our RL and PL testing conditions, we remark the good performance reported by them for BHandHLYP and the poor performance of the Minnesota functionals family, which is consistent with our findings and those in Ref. [16]. A look at the second column of Table 2 shows that the worst-performing functionals are the only ones of the meta-GGA family, including a kinetic energy density correction. This kinetic energy correction is not gauge-invariant and to cope with the presence of the electromagnetic field it should be corrected with the current density [59, 6]. Likely, the absence of gauge invariance is responsible for the poor performance of the Minnesota functionals reported here.

## 5. Conclusions

A new independent DFT functional assessment has been proposed, which does not need any external reference. Among the functionals taken into account, LC-B97D, LC-BP86, B3P86 and BHandHLYP turn out to be good choices for the calculation of properties which require access to electronic excited-state information.

In agreement with a global ranking index  $I$ , which summarizes all the mean absolute deviations deduced from off-diagonal hypervirial relationships combined with quantum mechanical sum rules of charge and current conservation, DFT functionals can be separated into three groups according to: i)  $0 < I < 2$ , to be used with a good degree of confidence;  $2 < I < 2.5$ , to be used with some caution; iii)  $I \gg 3$ , not recommended for the calculation of molecular properties resulting from an interaction with external fields.

Eventually, we would like to emphasize that devising approximate function-

als which reduce off-diagonal hypervirial relationship deviations could indicate one of the possible ways to improve functionals for specific task as the calculation of second order electromagnetic molecular properties.

### **Declaration of Competing Interest**

The authors declare no conflict of interest.

### **Acknowledgements**

The authors are thankful to Prof. K. Hirao for correspondence. Financial support from the MIUR (FARB 2018 and FABR 2019) is gratefully acknowledged.

### **References**

### **References**

- [1] M. G. Medvedev, I. S. Bushmarinov, J. Sun, J. P. Perdew, K. A. Lyssenko, Density functional theory is straying from the path toward the exact functional, *Science* 355 (6320) (2017) 49–52. doi:10.1126/science.aah5975. URL <https://www.sciencemag.org/lookup/doi/10.1126/science.aah5975>
- [2] D. Jacquemin, V. Wathelet, E. A. Perpète, C. Adamo, Extensive TD-DFT Benchmark: Singlet-Excited States of Organic Molecules, *J. Chem. Theory Comput.* 5 (9) (2009) 2420–2435. doi:10.1021/ct900298e. URL <https://pubs.acs.org/doi/10.1021/ct900298e>
- [3] L. Goerigk, S. Grimme, A thorough benchmark of density functional methods for general main group thermochemistry, kinetics, and noncovalent interactions, *Phys. Chem. Chem. Phys.* 13 (14) (2011) 6670. doi:10.1039/c0cp02984j. URL <http://xlink.rsc.org/?DOI=c0cp02984j>



- [4] A. Ali, M. I. Rafiq, Z. Zhang, J. Cao, R. Geng, B. Zhou, W. Tang, TD-DFT benchmark for UV-visible spectra of fused-ring electron acceptors using global and range-separated hybrids, *Phys. Chem. Chem. Phys.* 22 (15) (2020) 7864–7874. doi:10.1039/D0CP00060D.  
URL <http://xlink.rsc.org/?DOI=D0CP00060D>
- [5] S. Lehtola, M. Dimitrova, H. Fliegl, D. Sundholm, Benchmarking magnetizabilities with recent density functionals, arXiv:2011.06560 [physics]ArXiv: 2011.06560.  
URL <http://arxiv.org/abs/2011.06560>
- [6] S. Sen, E. I. Tellgren, Benchmarking density functional approximations for diamagnetic and paramagnetic molecules in nonuniform magnetic fields, arXiv:2010.06042 [physics]ArXiv: 2010.06042.  
URL <http://arxiv.org/abs/2010.06042>
- [7] P. Hohenberg, W. Kohn, Inhomogeneous Electron Gas, *Phys. Rev. B* 136 (3B) (1964) B864–B871. doi:10.1103/PhysRev.136.B864.  
URL <https://link.aps.org/doi/10.1103/PhysRev.136.B864>
- [8] R. G. Parr, W. Yang, Density-functional theory of atoms and molecules, no. 16 in International series of monographs on chemistry, Oxford University Press ; Clarendon Press, New York : Oxford [England], 1989.
- [9] W. Koch, M. C. Holthausen, A chemist’s guide to density functional theory, 2nd Edition, Wiley-VCH, Weinheim, 2008, oCLC: 553727271.
- [10] E. Runge, E. K. U. Gross, Density-Functional Theory for Time-Dependent Systems, *Phys. Rev. Lett.* 52 (12) (1984) 997–1000. doi:10.1103/PhysRevLett.52.997.  
URL <https://link.aps.org/doi/10.1103/PhysRevLett.52.997>
- [11] M. E. Casida, Time-Dependent Density Functional Response Theory for Molecules, in: Recent Advances in Computational Chemistry, Vol. 1, WORLD SCIENTIFIC, 1995, pp. 155–192.

doi:10.1142/9789812830586\_0005.

URL [http://www.worldscientific.com/doi/abs/10.1142/9789812830586\\_0005](http://www.worldscientific.com/doi/abs/10.1142/9789812830586_0005)

- [12] R. E. Stratmann, G. E. Scuseria, M. J. Frisch, An efficient implementation of time-dependent density-functional theory for the calculation of excitation energies of large molecules, *J. Chem. Phys.* 109 (19) (1998) 8218. doi:10.1063/1.477483.

URL <http://scitation.aip.org/content/aip/journal/jcp/109/19/10.1063/1.477483>

- [13] M. Casida, M. Huix-Rotllant, Progress in Time-Dependent Density-Functional Theory, *Annu. Rev. of Phys. Chem.* 63 (1) (2012) 287–323. doi:10.1146/annurev-physchem-032511-143803.

URL <http://www.annualreviews.org/doi/10.1146/annurev-physchem-032511-143803>

- [14] C. Adamo, D. Jacquemin, The calculations of excited-state properties with Time-Dependent Density Functional Theory, *Chem. Soc. Rev.* 42 (3) (2013) 845–856. doi:10.1039/C2CS35394F.

URL <http://xlink.rsc.org/?DOI=C2CS35394F>

- [15] M. Miura, Y. Aoki, B. Champagne, Assessment of time-dependent density functional schemes for computing the oscillator strengths of benzene, phenol, aniline, and fluorobenzene, *J. Chem. Phys.* 127 (8) (2007) 084103. doi:10.1063/1.2761886.

URL <http://aip.scitation.org/doi/10.1063/1.2761886>

- [16] R. Sarkar, M. Boggio-Pasqua, P.-F. Loos, D. Jacquemin, Benchmarking TD-DFT and Wave Function Methods for Oscillator Strengths and Excited-State Dipole Moments, *J. Chem. Theory Comput.* (2021) acs.jctc.0c01228doi:10.1021/acs.jctc.0c01228.

URL <https://pubs.acs.org/doi/10.1021/acs.jctc.0c01228>

- [17] W. Thomas, Über die Zahl der Dispersionselektronen, die einem stationären Zustände zugeordnet sind. (Vorläufige Mitteilung), *Naturwissenschaften* 13 (28) (1925) 627–627. doi:10.1007/BF01558908.  
URL <http://link.springer.com/10.1007/BF01558908>
- [18] F. Reiche, Über Beziehungen zwischen den Übergangswahrscheinlichkeiten beim Zeemaneffekt (magnetischerf-Summensatz), *Naturwissenschaften* 14 (13) (1926) 275–276. doi:10.1007/BF01491766.  
URL <http://link.springer.com/10.1007/BF01491766>
- [19] W. Kuhn, Über die Gesamtstärke der von einem Zustände ausgehenden Absorptionslinien, *Zeitschrift Phys.* 33 (1) (1925) 408–412. doi:10.1007/BF01328322.  
URL <http://link.springer.com/10.1007/BF01328322>
- [20] H. Sambe, Properties of induced electron current density of a molecule under a static uniform magnetic field, *J. Chem. Phys.* 59 (1) (1973) 555. doi:10.1063/1.1679845.  
URL <http://scitation.aip.org/content/aip/journal/jcp/59/1/10.1063/1.1679845>
- [21] G. P. Arrighini, M. Maestro, R. Moccia, Magnetic Properties of Polyatomic Molecules. I. Magnetic Susceptibility of  $\text{H}_2\text{O}$ ,  $\text{NH}_3$ ,  $\text{CH}_4$ ,  $\text{H}_2\text{O}_2$ , *J. Chem. Phys.* 49 (2) (1968) 882–889. doi:10.1063/1.1670155.  
URL <http://aip.scitation.org/doi/10.1063/1.1670155>
- [22] S. T. Epstein, The variation method in quantum chemistry, no. v. 33 in *Physical chemistry, a series of monographs*, Academic Press, New York, 1974.
- [23] S. R. La Paglia, O. Sinanoğlu, Theoretical Transition Probabilities, *The Journal of Chemical Physics* 44 (5) (1966) 1888–1898. doi:10.1063/1.1726958.  
URL <http://aip.scitation.org/doi/10.1063/1.1726958>

- [24] R. A. Harris, Oscillator Strengths and Rotational Strengths in Hartree-Fock Theory, *J. Chem. Phys.* 50 (9) (1969) 3947–3951. doi:10.1063/1.1671653.  
URL <http://aip.scitation.org/doi/10.1063/1.1671653>
- [25] S. K. Ghosh, A. K. Dhara, Density-functional theory of many-electron systems subjected to time-dependent electric and magnetic fields, *Phys. Rev. A* 38 (3) (1988) 1149–1158. doi:10.1103/PhysRevA.38.1149.  
URL <https://link.aps.org/doi/10.1103/PhysRevA.38.1149>
- [26] F. Ding, W. Liang, C. T. Chapman, C. M. Isborn, X. Li, On the gauge invariance of nonperturbative electronic dynamics using the time-dependent Hartree-Fock and time-dependent Kohn-Sham, *J. Chem. Phys.* 135 (16) (2011) 164101. doi:10.1063/1.3655675.  
URL <http://aip.scitation.org/doi/10.1063/1.3655675>
- [27] P. Lazzeretti, R. Zanasi, Quantum-mechanical sum rules and gauge invariance: A study of the HF molecule, *Phys. Rev. A* 32 (5) (1985) 2607–2614. doi:10.1103/PhysRevA.32.2607.  
URL <https://link.aps.org/doi/10.1103/PhysRevA.32.2607>
- [28] P. Lazzeretti, General Connections Among Nuclear Electromagnetic Shieldings and Polarizabilities, in: I. Prigogine, S. A. Rice (Eds.), *Advances in Chemical Physics*, John Wiley & Sons, Inc., Hoboken, NJ, USA, 2007, pp. 507–549. doi:10.1002/9780470141243.ch8.  
URL <http://doi.wiley.com/10.1002/9780470141243.ch8>
- [29] P. Lazzeretti, R. Zanasi, Electric and magnetic nuclear shielding tensors: A study of the water molecule, *Phys. Rev. A* 33 (6) (1986) 3727–3741. doi:10.1103/PhysRevA.33.3727.  
URL <https://link.aps.org/doi/10.1103/PhysRevA.33.3727>
- [30] A. Austin, G. A. Petersson, M. J. Frisch, F. J. Dobek, G. Scalmani, K. Throssell, A Density Functional with Spherical Atom Dispersion Terms,

- J. Chem. Theory Comput. 8 (12) (2012) 4989–5007. doi:10.1021/ct300778e.  
URL <https://pubs.acs.org/doi/10.1021/ct300778e>
- [31] A. D. Becke, Density functional thermochemistry. III. The role of exact exchange, J. Chem. Phys. 98 (7) (1993) 5648–5652. doi:10.1063/1.464913.  
URL <http://aip.scitation.org/doi/10.1063/1.464913>
- [32] C. Lee, W. Yang, R. G. Parr, Development of the Colle-Salvetti correlation-energy formula into a functional of the electron density, Phys. Rev. B 37 (2) (1988) 785–789. doi:10.1103/PhysRevB.37.785.  
URL <https://link.aps.org/doi/10.1103/PhysRevB.37.785>
- [33] B. Miehlich, A. Savin, H. Stoll, H. Preuss, Results obtained with the correlation energy density functionals of becke and Lee, Yang and Parr, Chem. Phys. Lett. 157 (3) (1989) 200–206. doi:10.1016/0009-2614(89)87234-3.  
URL [https://linkinghub.elsevier.com/retrieve/pii/0009261489872343](https://linkinghub.elsevier.com/retrieve/pii/S0009261489872343)
- [34] J. P. Perdew, Density-functional approximation for the correlation energy of the inhomogeneous electron gas, Phys. Rev. B 33 (12) (1986) 8822–8824. doi:10.1103/PhysRevB.33.8822.  
URL <https://link.aps.org/doi/10.1103/PhysRevB.33.8822>
- [35] J. P. Perdew, J. A. Chevary, S. H. Vosko, K. A. Jackson, M. R. Pederson, D. J. Singh, C. Fiolhais, Atoms, molecules, solids, and surfaces: Applications of the generalized gradient approximation for exchange and correlation, Phys. Rev. B 46 (11) (1992) 6671–6687. doi:10.1103/PhysRevB.46.6671.  
URL <https://link.aps.org/doi/10.1103/PhysRevB.46.6671>
- [36] J. P. Perdew, J. A. Chevary, S. H. Vosko, K. A. Jackson, M. R. Pederson, D. J. Singh, C. Fiolhais, Erratum: Atoms, molecules, solids, and surfaces: Applications of the generalized gradient approximation for exchange and correlation, Phys. Rev. B 48 (7) (1993) 4978–4978. doi:

10.1103/PhysRevB.48.4978.2.

URL <https://link.aps.org/doi/10.1103/PhysRevB.48.4978.2>

- [37] J. P. Perdew, K. Burke, Y. Wang, Generalized gradient approximation for the exchange-correlation hole of a many-electron system, *Phys. Rev. B* 54 (23) (1996) 16533–16539. doi:10.1103/PhysRevB.54.16533.

URL <https://link.aps.org/doi/10.1103/PhysRevB.54.16533>

- [38] P. J. Wilson, T. J. Bradley, D. J. Tozer, Hybrid exchange-correlation functional determined from thermochemical data and *ab initio* potentials, *J. Chem. Phys.* 115 (20) (2001) 9233–9242. doi:10.1063/1.1412605.

URL <http://aip.scitation.org/doi/10.1063/1.1412605>

- [39] S. Grimme, S. Ehrlich, L. Goerigk, Effect of the damping function in dispersion corrected density functional theory, *J. Comput. Chem.* 32 (7) (2011) 1456–1465. doi:10.1002/jcc.21759.

URL <http://doi.wiley.com/10.1002/jcc.21759>

- [40] S. Grimme, Semiempirical GGA-type density functional constructed with a long-range dispersion correction, *J. Comput. Chem.* 27 (15) (2006) 1787–1799. doi:10.1002/jcc.20495.

URL <http://doi.wiley.com/10.1002/jcc.20495>

- [41] H. L. Schmider, A. D. Becke, Optimized density functionals from the extended G2 test set, *J. Chem. Phys.* 108 (23) (1998) 9624–9631. doi:10.1063/1.476438.

URL <http://aip.scitation.org/doi/10.1063/1.476438>

- [42] A. D. Becke, Density-functional exchange-energy approximation with correct asymptotic behavior, *Phys. Rev. A* 38 (6) (1988) 3098–3100. doi:10.1103/PhysRevA.38.3098.

URL <https://link.aps.org/doi/10.1103/PhysRevA.38.3098>

- [43] T. Yanai, D. P. Tew, N. C. Handy, A new hybrid exchange–correlation functional using the Coulomb-attenuating method (CAM-B3LYP), *Chem.*

- Phys. Lett. 393 (1-3) (2004) 51–57. doi:10.1016/j.cplett.2004.06.011.  
URL <https://linkinghub.elsevier.com/retrieve/pii/S0009261404008620>
- [44] J. C. Slater, J. C. Phillips, *Quantum Theory of Molecules and Solids Vol. 4: The Self-Consistent Field for Molecules and Solids*, Phys. Today 27 (12) (1974) 49–50. doi:10.1063/1.3129035.  
URL <http://physicstoday.scitation.org/doi/10.1063/1.3129035>
- [45] S. H. Vosko, L. Wilk, M. Nusair, Accurate spin-dependent electron liquid correlation energies for local spin density calculations: a critical analysis, Can. J. Phys. 58 (8) (1980) 1200–1211. doi:10.1139/p80-159.  
URL <http://www.nrcresearchpress.com/doi/10.1139/p80-159>
- [46] R. Peverati, D. G. Truhlar, Screened-exchange density functionals with broad accuracy for chemistry and solid-state physics, Phys. Chem. Chem. Phys. 14 (47) (2012) 16187. doi:10.1039/c2cp42576a.  
URL <http://xlink.rsc.org/?DOI=c2cp42576a>
- [47] Y. Zhao, D. G. Truhlar, The M06 suite of density functionals for main group thermochemistry, thermochemical kinetics, noncovalent interactions, excited states, and transition elements: two new functionals and systematic testing of four M06-class functionals and 12 other functionals, Theor. Chem. Acc. 120 (1-3) (2008) 215–241. doi:10.1007/s00214-007-0310-x.  
URL <http://link.springer.com/10.1007/s00214-007-0310-x>
- [48] J. P. Perdew, K. Burke, M. Ernzerhof, Generalized Gradient Approximation Made Simple, Phys. Rev. Lett. 77 (18) (1996) 3865–3868. doi:10.1103/PhysRevLett.77.3865.  
URL <https://link.aps.org/doi/10.1103/PhysRevLett.77.3865>
- [49] J. P. Perdew, K. Burke, M. Ernzerhof, Generalized Gradient Approximation Made Simple [Phys. Rev. Lett. 77, 3865 (1996)], Phys. Rev. Lett. 78 (7) (1997) 1396–1396. doi:10.1103/PhysRevLett.78.1396.  
URL <https://link.aps.org/doi/10.1103/PhysRevLett.78.1396>

- [50] A. D. Becke, A new mixing of Hartree–Fock and local density-functional theories, *J. Chem. Phys.* 98 (2) (1993) 1372–1377. doi:10.1063/1.464304. URL <http://aip.scitation.org/doi/10.1063/1.464304>
- [51] H. Iikura, T. Tsuneda, T. Yanai, K. Hirao, A long-range correction scheme for generalized-gradient-approximation exchange functionals, *J. Chem. Phys.* 115 (8) (2001) 3540, 01231. doi:10.1063/1.1383587. URL <http://link.aip.org/link/JCPA6/v115/i8/p3540/s1&Agg=doi>
- [52] Several papers [60, 61, 62, 63] have adopted different criteria to judge the quality of the density, ending up in a challenge for the definition of “worst densities”, as reported in Ref. [1]. Possibly, part of the disagreement can be traced back to the surprising fact that the density of the noninteracting reference system is not the density of the physical system, whenever one tries to determine at once the density and the energy of the physical system with density functional approximations[64].
- [53] K. Hirao, B. Chan, J.-W. Song, H.-S. Bae, Charge-Transfer Excitation Energies Expressed as Orbital Energies of Kohn–Sham Density Functional Theory with Long-Range Corrected Functionals, *J. Phys. Chem. A* 124 (39) (2020) 8079–8087. doi:10.1021/acs.jpca.0c05414. URL <https://pubs.acs.org/doi/10.1021/acs.jpca.0c05414>
- [54] F. Jensen, Segmented Contracted Basis Sets Optimized for Nuclear Magnetic Shielding, *J. Chem. Theory Comput.* 11 (1) (2015) 132–138. doi:10.1021/ct5009526. URL <https://pubs.acs.org/doi/10.1021/ct5009526>
- [55] M. J. Frisch, G. W. Trucks, H. B. Schlegel, G. E. Scuseria, M. A. Robb, J. R. Cheeseman, G. Scalmani, V. Barone, G. A. Petersson, H. Nakatsuji, X. Li, M. Caricato, A. V. Marenich, J. Bloino, B. G. Janesko, R. Gomperts, B. Mennucci, H. P. Hratchian, J. V. Ortiz, A. F. Izmaylov, J. L. Sonnenberg, D. Williams-Young, F. Ding, F. Lipparini, F. Egidi, J. Goings, B. Peng, A. Petrone, T. Henderson, D. Ranasinghe, V. G. Zakrzewski,



J. Gao, N. Rega, G. Zheng, W. Liang, M. Hada, M. Ehara, K. Toyota, R. Fukuda, J. Hasegawa, M. Ishida, T. Nakajima, Y. Honda, O. Kitao, H. Nakai, T. Vreven, K. Throssell, J. A. Montgomery, Jr., J. E. Peralta, F. Ogliaro, M. J. Bearpark, J. J. Heyd, E. N. Brothers, K. N. Kudin, V. N. Staroverov, T. A. Keith, R. Kobayashi, J. Normand, K. Raghavachari, A. P. Rendell, J. C. Burant, S. S. Iyengar, J. Tomasi, M. Cossi, J. M. Millam, M. Klene, C. Adamo, R. Cammi, J. W. Ochterski, R. L. Martin, K. Morokuma, O. Farkas, J. B. Foresman, D. J. Fox, Gaussian 16 Revision C.01, gaussian Inc. Wallingford CT (2016).

- [56] G. Monaco, F. F. Summa, R. Zanasi, Atomic size adjusted calculation of the magnetically induced current density, *Chem. Phys. Lett.* 745 (2020) 137281. doi:10.1016/j.cplett.2020.137281.

URL <https://linkinghub.elsevier.com/retrieve/pii/S0009261420301962>

- [57] For clarity, two exceptions were found calculating the TRK sum rule in the mixed PR formalism using the MN12-SX functional for ethane and methanol, see Table S23; four more exceptions were found for ethane calculating the sum rules for the translational invariance of the magnetizability (RL and PL) and the deviations relative to polarizability and optical activity using the LC-B97D functional, see Tables S25–S28.

- [58] K. S. J. P. Perdew, in: P. G. V. Van Doren, K. Van Alsenoy (Ed.), *Density Functional Theory and Its Applications to Materials*, American Institute of Physics, 2001, pp. 1–20.

- [59] S. Sen, E. I. Tellgren, A local tensor that unifies kinetic energy density and vorticity in density functional theory, *J. Chem. Phys.* 149 (14) (2018) 144109. doi:10.1063/1.5041931.

URL <http://aip.scitation.org/doi/10.1063/1.5041931>

- [60] P. Verma, D. G. Truhlar, Can Kohn–Sham density functional theory predict accurate charge distributions for both single-reference and multi-reference

molecules?, *Phys. Chem. Chem. Phys.* 19 (20) (2017) 12898–12912. doi: 10.1039/C7CP01576C.

URL <http://xlink.rsc.org/?DOI=C7CP01576C>

- [61] T. Gould, What Makes a Density Functional Approximation Good? Insights from the Left Fukui Function, *J. Chem. Theory Comput.* 13 (6) (2017) 2373–2377. doi:10.1021/acs.jctc.7b00231.

URL <https://pubs.acs.org/doi/10.1021/acs.jctc.7b00231>

- [62] Y. Wang, X. Wang, D. G. Truhlar, X. He, How Well Can the M06 Suite of Functionals Describe the Electron Densities of Ne, Ne<sup>6+</sup>, and Ne<sup>8+</sup>?, *J. Chem. Theory Comput.* 13 (12) (2017) 6068–6077. doi:10.1021/acs.jctc.7b00865.

URL <https://pubs.acs.org/doi/10.1021/acs.jctc.7b00865>

- [63] E. Sim, S. Song, K. Burke, Quantifying Density Errors in DFT, *J. Phys. Chem. Lett.* 9 (22) (2018) 6385–6392. doi:10.1021/acs.jpcllett.8b02855.

URL <https://pubs.acs.org/doi/10.1021/acs.jpcllett.8b02855>

- [64] Y. Jin, N. Q. Su, Z. Chen, W. Yang, Introductory lecture: when the density of the noninteracting reference system is not the density of the physical system in density functional theory, *Faraday Discussions* 224 (2020) 9–26. doi:10.1039/D0FD00102C.

URL <http://xlink.rsc.org/?DOI=D0FD00102C>