
Cross-modal Adversarial Reprogramming

Paarth Neekhara^{*1} Shehzeen Hussain^{*2} Jinglong Du² Shlomo Dubnov³ Farinaz Koushanfar²
Julian McAuley¹

Abstract

With the abundance of large-scale deep learning models, it has become possible to repurpose pre-trained networks for new tasks. Recent works on *adversarial reprogramming* have shown that it is possible to repurpose neural networks for alternate tasks without modifying the network architecture or parameters. However these works only consider original and target tasks within the same data domain. In this work, we broaden the scope of adversarial reprogramming beyond the data modality of the original task. We analyze the feasibility of adversarially repurposing image classification neural networks for Natural Language Processing (NLP) and other sequence classification tasks. We design an efficient adversarial program that maps a sequence of discrete tokens into an image which can be classified to the desired class by an image classification model. We demonstrate that by using highly efficient adversarial programs, we can reprogram image classifiers to achieve competitive performance on a variety of text and sequence classification benchmarks without retraining the network.

1. Introduction

Transfer learning (Raina et al., 2007) and adversarial reprogramming (Elsayed et al., 2019) are two closely related techniques used for repurposing well-trained neural network models for new tasks. Neural networks when trained on a large dataset for a particular task, learn features that can be useful across multiple related tasks. Transfer learning aims at exploiting this learned representation for adapting a pre-trained neural network for an alternate task. Typically, the last few layers of a neural network are modified to map to a new output space, followed by fine-tuning the network

parameters on the dataset of the target task. Such techniques are especially useful when there is a limited amount of training data available for the target task.

Adversarial reprogramming shares the same objective as transfer learning with an additional constraint: the network architecture or parameters cannot be modified. Instead, the adversary can only adapt the input and output interfaces of the network to perform the new adversarial task. This more constrained problem setting of adversarial reprogramming poses a security challenge to neural networks. An adversary can potentially re-purpose cloud-hosted machine learning (ML) models for new tasks thereby leading to theft of computational resources. Additionally, the attacker may reprogram models for tasks that violate the code of ethics of the service provider. For example, an adversary can repurpose a cloud-hosted ML API for solving captchas to create spam accounts.

Prior works on adversarial reprogramming (Elsayed et al., 2019; Neekhara et al., 2019; Kloberdanz, 2020; Tsai et al., 2020) have demonstrated success in repurposing Deep Neural Networks (DNNs) for new tasks using computationally inexpensive input and label transformation functions. One interesting finding of (Elsayed et al., 2019) is that neural networks can be reprogrammed even if the training data for the new task has no resemblance to the original data. The authors empirically demonstrate this by repurposing ImageNet (Deng et al., 2009) classifiers on MNIST (LeCun & Cortes, 2010) digits with shuffled pixels showing that transfer learning does not fully explain the success of adversarial reprogramming. These results suggest that neural circuits hold properties that can be useful across multiple tasks which are not necessarily related. Hence neural network reprogramming not only poses a security threat, but also holds the promise of more reusable and efficient ML systems by enabling shared compute of the neural network backbone during inference time.

In existing work on adversarial reprogramming, the target adversarial task has the same data domain as the original task. Recent work has shown that network architectures based on the transformer model can achieve state-of-the-art results on language (Vaswani et al., 2017), audio (Ren et al., 2019) and vision (Dosovitskiy et al., 2021) benchmarks sug-

^{*}Equal contribution ¹Department of Computer Science, UC San Diego ²Department of Electrical and Computer Engineering, UC San Diego ³Department of Computer Music, UC San Diego. Correspondence to: Shehzeen Hussain <ssh028@eng.ucsd.edu>, Paarth Neekhara <pneekhar@eng.ucsd.edu>.

gesting that transformer networks serve as good inductive biases in various domains. Given this commonality between the neural architectures in different domains, an interesting question that arises is whether we can perform cross-modal adversarial reprogramming: For example, Can we repurpose a vision transformer model for a language task?

Cross-modal adversarial reprogramming increases the scope of target tasks for which a neural network can be repurposed. In this work, we develop techniques to adversarially reprogram image classification networks for discrete sequence classification tasks. We propose a simple and computationally inexpensive adversarial program that embeds a sequence of discrete tokens into an image and propose techniques to train this adversarial program subject to a label remapping defined between the labels of the original and new task. We demonstrate that we can reprogram a number of image classification neural networks based on both Convolutional Neural Network (CNN) (LeCun et al., 1998) and Vision Transformer (Dosovitskiy et al., 2021) architectures to achieve competitive performance on a number of sequence classification benchmarks. Additionally, we show that it is possible to conceal the adversarial program as a perturbation in a real-world image thereby posing a stronger security threat. The technical contributions of this paper are summarized below:

- We propose Cross-modal Adversarial Reprogramming, a novel approach to repurpose ML models originally trained for image classification to perform sequence classification tasks. To the best of our knowledge, this is the first work that expands adversarial reprogramming beyond the data domain of the original task.
- We demonstrate the feasibility of our method by repurposing four image classification networks for six different sequence classification benchmarks covering sentiment, topic, and DNA sequence classification. Our results show that a computationally-inexpensive adversarial program can leverage the learned neural circuits of the victim model and outperform word-frequency based classifiers trained from scratch on several tasks studied in our work.
- We demonstrate for the first time the threat imposed by adversarial reprogramming to the transformer model architecture by repurposing the Vision Transformer model for six different sequence classification tasks. The reprogrammed transformer model outperforms alternate architectures on five out of six tasks studied in our work.

2. Background and Related Work

2.1. Adversarial Reprogramming

Neural networks have been shown to be vulnerable to adversarial examples (Goodfellow et al., 2015; Papernot et al., 2015; 2016; Moosavi-Dezfooli et al., 2017; Yang et al., 2018; Tu et al., 2020; Hussain et al., 2021) which are slightly perturbed inputs that cause victim models to make a mistake. Adversarial Reprogramming was introduced by (Elsayed et al., 2019) as a new form of adversarial threat that allows an adversary to repurpose neural networks to perform new tasks, which are different from the tasks they were originally trained for. The proposed technique trains a single adversarial perturbation that can be added to all inputs in order to re-purpose the target model for an attacker’s chosen task. The adversary achieves this by first defining a hard-coded one-to-one label remapping function that maps the output labels of the adversarial task to the label space of the classifier; and learning a corresponding adversarial reprogramming function that transforms an input from the input space of the new task to the input space of the classifier. The authors demonstrated the feasibility of their attack algorithm by reprogramming ImageNet classification models for classifying MNIST and CIFAR-10 data in a white-box setting, where the attacker has access to the victim model parameters.

While the above attack does not require any changes to the victim model parameters or architecture, the adversarial program proposed (Elsayed et al., 2019) is only applicable to tasks where the input space of the the original and adversarial task is continuous. To understand the feasibility of attack in a discrete data domain, (Neekhara et al., 2019) proposed methods to repurpose *text* classification neural networks for alternate tasks, which operate on sequences from a discrete input space. The attack algorithm used a context-based vocabulary remapping method that performs a computationally inexpensive input transformation to reprogram a victim classification model for a new set of sequences. This work was also the first in designing algorithms for training such an input transformation function in both white-box and black-box settings—where the adversary may or may not have access to the victim model’s architecture and parameters. They demonstrated the success of their proposed reprogramming functions by adversarially re-purposing various text-classification models including Long Short Term Memory networks (LSTM) (Hochreiter & Schmidhuber, 1997), bi-directional LSTMs (Graves et al., 2005) and CNNs (Zhang et al., 2015) for alternate text classification tasks.

Recent works (Kloberdanz, 2020; Tsai et al., 2020) have argued that reprogramming techniques can be viewed as an efficient training method and can be a superior alternative to transfer learning. Particularly (Tsai et al., 2020) argue that one of the major limitations of current transfer learning

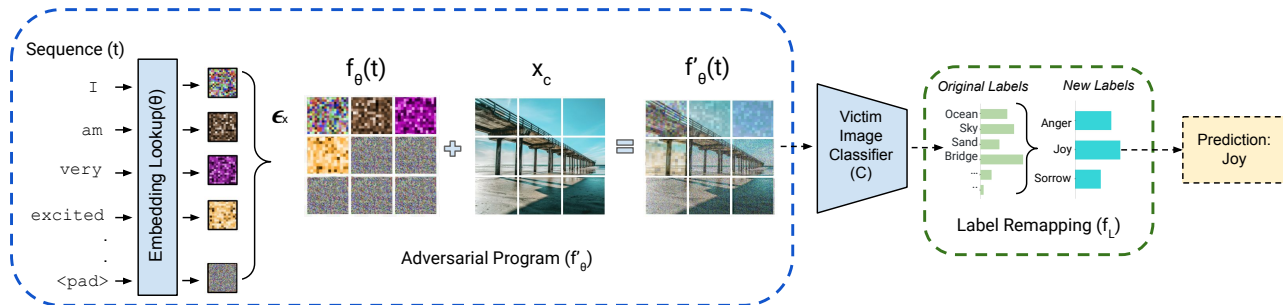


Figure 1. Schematic overview of our proposed cross-modal adversarial reprogramming method: The adversarial reprogramming function f_θ embeds a sequence of discrete tokens t into an image. The image can also be concealed as an additive addition to some real-world image x_c using the alternate reprogramming function f'_θ . Finally, the victim model is queried with the generated image and the predicted label is mapped to the target label using the label remapping function f_L .

techniques is the requirement of large amounts of target domain data, which is needed to fine-tune pre-trained neural networks. They demonstrated the advantage of instead using reprogramming techniques to repurpose existing ML models for alternate tasks, which can be done even when training data is scarce. The authors designed a black-box adversarial reprogramming method, that can be trained iteratively from input-output model responses, and demonstrated its success in repurposing ImageNet models for medical imaging tasks such as classification of autism spectrum disorders, melanoma detection, etc.

All of these existing reprogramming techniques are only able to reprogram ML models when the data domain of the target adversarial task and the original task are the same. We address this limitation in our work by designing adversarial input transformation functions that allow image classification models to be reprogrammed for sequence classification tasks such as natural language and protein sequence classification.

2.2. Transformers and Image Classifiers

While Convolutional Neural Networks (CNNs) have long achieved state-of-the-art performance on vision benchmarks, the recently proposed Vision Transformers (ViTs) (Dosovitskiy et al., 2021) have been shown to outperform CNNs on several image classification tasks. Transformers (Vaswani et al., 2017) are known for achieving state-of-the-art performance in natural language processing (NLP). In order to train transformers for image classification tasks, the authors (Dosovitskiy et al., 2021) divided an image into patches and provide the sequence of linear embeddings of these patches as an input to a transformer. Image patches are treated the same way as tokens (words) in an NLP application and the model is trained on image classification in a supervised manner. The authors report that when ViTs are trained on large-scale image datasets, they are competi-

tive and also outperform state-of-the-art models on multiple image recognition benchmarks.

Since transformers can model both language and vision data in a similar manner, that is, as a sequence of embeddings, we are curious to investigate whether a vision transformer can be reprogrammed for a text classification task. In the process, we find that CNN network architectures can also be reprogrammed to achieve competitive performance on discrete sequence classification tasks. In the next section, we discuss our cross-modal adversarial reprogramming approach.

3. Methodology

3.1. Problem Definition

Consider a victim image classifier C trained for mapping images $x \in X$ to a label $l_X \in L_X$. That is,

$$C : x \mapsto l_X$$

An adversary wishes to repurpose this victim image classifier for an alternate text classification task C' of mapping sequences $t \in T$ to a label $l_T \in L_T$. That is,

$$C' : t \mapsto l_T$$

To achieve this goal, the adversary needs to learn appropriate mapping functions between the input and output spaces of the original and the new task. We solve this by first defining a label remapping f_L that maps label spaces of the two tasks: $f_L : l_X \mapsto l_T$; and then learning a corresponding adversarial program f_θ that maps a sequence $t \in T$ to an image $x \in X$ i.e., $f_\theta : t \mapsto x$ such that $f_L(C(f_\theta(t)))$ acts as the target classifier C' .

We assume a white-box adversarial reprogramming setting where the adversary has complete knowledge about architecture and model parameters of the victim image classifier.

In the next few sections we describe the adversarial program f_θ , the label remapping function and the training procedure to learn the adversarial program.

3.2. Adversarial Program

The goal of our adversarial program is to map a sequence of discrete tokens $t \in T$ to an image $x \in X$. Without loss of generalizability, we assume $X = [-1, 1]^{h \times w \times c}$ to be the scaled input space of the image classifier C where h, w are the height and width of the input image and c is the number of channels. The tokens in the sequence t belong to some vocabulary list V_T . We can represent the sequence t as $t = t_1, t_2, \dots, t_N$ where t_i is the vocabulary index of the i_{th} token in sequence t in the vocabulary list V_T .

When designing the adversarial program it is important to consider the computational cost of the reprogramming function f_θ . This is because if a classification model that performs equally well can be trained from scratch for the classification task C' and is computationally cheaper than the reprogramming function, it would defeat the purpose of adversarial reprogramming.

Keeping the above in mind, we design a reprogramming function that looks up embeddings of the tokens t_i and arranges them as contiguous patches of size $p \times p$ in an image that is fed as input to the classifier C . Mathematically, the reprogramming function f_θ is parameterized by a learnable embedding tensor $\theta_{|V_T| \times |p| \times |p| \times |c|}$ and performs the transformation $f_\theta : t \mapsto x$ as per Algorithm 1.

Algorithm 1 Adversarial Program f_θ

Input: Sequence $t = t_1, t_2, \dots, t_N$
Output: Reprogrammed image $x_{h \times w \times c}$
Parameters: Embedding tensor $\theta_{|V_T| \times |p| \times |p| \times |c|}$
 $x \leftarrow 0_{h \times w \times c}$
for each t_k **in** t **do**
 $i \leftarrow \lfloor (k \times p) / h \rfloor$
 $j \leftarrow (k \times p) \bmod w$
 $x[i : i + p, j : j + p, :] \leftarrow \tanh(\theta[t_k, :, :, :])$
end for
return x

The patch size p and image dimensions h, w determine the maximum length of the sequence t that can be encoded into the image. We pad all the input sequences t all the way up to the maximum allowed sequence length with a padding token to fill up the reprogrammed image and clip any sequences longer than the maximum allowed length from the end. More details about the hyper-parameters can be found in our experiments section.

Concealing the adversarial perturbation: Most past works on adversarial reprogramming have considered an unconstrained attack setting, where the reprogrammed image

does not necessarily need to resemble a real-world image. However, as noted by (Elsayed et al., 2019), it is possible to conceal the reprogrammed image in a real-world image by constraining the output of the reprogramming function. We can conceal the reprogrammed image as an additive perturbation to some real-world base image x_c by defining an alternate reprogramming function f'_θ as follows:

$$f'_\theta(t) = \text{Clip}_{[-1, 1]}(x_c + \epsilon \cdot f_\theta(t)) \quad (1)$$

Since the output of the original reprogramming function f_θ is bounded between $[-1, 1]$, we can control the L_∞ norm of the added perturbation using the parameter $\epsilon \in [0, 1]$.

Computational Complexity: As depicted in Figure 1, during inference, the adversarial program only looks up embeddings of the tokens in the sequence t and arranges them in an image tensor which can optionally be added onto a base image. Asymptotically, the time complexity of this adversarial program is linear in terms of the length of the sequence t . Since there are no matrix-vector multiplications involved in the adversarial program, it is computationally equivalent to just the embedding layer of a sequence-based neural classifier. Therefore the inference cost of the adversarial program is significantly less than that of a sequence-based neural classifier. Table 1 in our supplementary material compares the wall-clock inference time for a sequence of length 500 for our adversarial program and various sequence-based neural classifiers used in our experiments.

3.3. Label Remapping and Optimization Objective

Past works (Elsayed et al., 2019; Neekhara et al., 2019; Tsai et al., 2020) on adversarial reprogramming assume that the number of labels in the target task are less than than the number of labels in the original task. In our work, we relax this constraint and propose label remapping functions for both of the following scenarios:

1. Target task has fewer labels than the original task: Initial works on adversarial reprogramming defined a one-to-one mapping between the labels of the original and new task (Elsayed et al., 2019; Neekhara et al., 2019). However, recent work (Tsai et al., 2020) found that mapping multiple source labels to one target label helps improve the performance over one-to-one mapping. Our preliminary experiments on cross-modal reprogramming confirm this finding, however, we differ in the way the final score of a target label l_t is aggregated—(Tsai et al., 2020) obtained the final score for a target label as the mean of the scores of the mapped original labels. We found that aggregating the score by taking the maximum rather than the mean over the mapped original labels leads to faster training. Another advantage of using max reduction is that during inference, we can directly map the original predicted label to our target label without requiring access to probability scores of any

other label.

Consider a target task label l_t , mapped to a subset of labels $L_{S_t} \subset L_S$ of the original task under the many-to-one label remapping function f_L . We obtain the score for this target task label as the maximum of the scores of each label $l_i \in L_{S_t}$ by classifier C . That is,

$$Z'_{l_t}(t) = \max_{l_i \in L_{S_t}} Z_{l_i}(f_\theta(t)), \quad (2)$$

where $Z_k(x)$ and $Z'_k(t)$ represent the score (before softmax) assigned to some label k by classifier C and C' respectively.

To define the label remapping f_L , instead of randomly assigning m source labels to a target label, we first obtain the model predictions on the base image x_c (or a zero image in the case of an unbounded attack) and sort the labels by the obtained scores; We then assign the the highest scored source labels to each target label using a round-robin strategy until we have assigned m source labels to each target label.

Note that while we need access to individual class scores during training (where we assume a white-box attack setting), during inference we can simply map the highest predicted label to the target label using the label remapping function f_L without having to know the actual scores assigned to different labels.

2. Original task has fewer labels than the target task: In this scenario, we map the probability distribution over the original labels to a distribution over target labels to class scores for the target label space using a learnable linear transformation. That is,

$$Z'(t) = \theta'_{|L_T| \times |L_X|} \cdot \text{softmax}(Z(f_\theta(t))). \quad (3)$$

Here $Z'(t)$ is a vector representing class scores (logits) for the target label space. $\theta'_{|L_T| \times |L_X|}$ are the learnable parameters of the linear transformation that are optimized along with the parameters of the reprogramming function f_θ . Note that unlike the previous scenario, in this setting, we assume that we have access to the probability scores of the original labels during both training and inference.

Optimization Objective: To train the parameters θ of our adversarial program, we use a cross-entropy loss between the target label and the model score predictions obtained as per Equation 2 or Equation 3. We also incorporate an L_2 regularization loss for better generalization on the test set and to encourage more imperceptible perturbation in the case of our bounded attack. Therefore our final optimization objective is the following:

$$P_{l_t} = \text{softmax}(Z'(t))_{l_t}$$

$$E(\theta) = - \sum_{t \in T} \log(P_{l_t}) + \lambda \|\theta\|_2^2.$$

Here λ is the regularization hyper-parameter and P_{l_t} is the predicted class probability of the correct label l_t for sequence t . We use mini-batch gradient descent using an Adam optimizer (Kingma & Ba, 2014) to solve the above optimization problem on the dataset of the target task.

4. Experiments

4.1. Victim Image Classifiers

To demonstrate cross-modal adversarial reprogramming, we perform experiments on four neural architectures trained on the ImageNet dataset. We choose both CNNs and the recently proposed Vision Transformers (ViT) (Dosovitskiy et al., 2021) as our victim image classifiers. While CNNs have long achieved state-of-the-art performance on computer-vision benchmarks, the recently proposed ViTs have been shown to outperform CNNs on several image classification tasks. We choose the ViT-Base (Dosovitskiy et al., 2021), ResNet-50 (He et al., 2016), InceptionNet-V3 (Szegedy et al., 2016) and EfficientNet-B7 (Tan & Le, 2019) architectures. The details of these architectures are listed in Table 1. We perform experiments on both pre-trained and randomly initialized networks.

Model	Abbr.	Type	# Params	Accuracy (%)	
				Top-1	Top-5
ViT-Base	ViT	Transformer	86.9M	84.2	97.2
ResNet-50	RN-50	CNN	25.6M	79.0	94.4
InceptionNet-V3	IN-V3	CNN	23.8M	77.5	93.5
EfficientNet-B4	EN-B4	CNN	19.3M	83.0	96.3

Table 1. Victim image classification networks used for adversarial reprogramming experiments. We include the number of parameters of each model and also the Top-1 and Top-5 test accuracy achieved on the ImageNet benchmark.

4.2. Datasets and Reprogramming Tasks

In this work, we repurpose the aforementioned image classifiers for several discrete sequence classification tasks. We wish to analyze the performance of cross-modal adversarial reprogramming for different applications such as understanding language and analyzing sequential biomedical data. Biomedical datasets e.g. splice-junction detection in genes, often have fewer training samples than language based datasets and we aim to understand whether such limitations can adversely affect our proposed reprogramming technique.

Sentiment analysis and topic classification are popular NLP tasks. However, analyzing the underlying semantics of the sequence is often not necessary for solving these tasks since word-frequency based statistics can serve as strong discriminatory features. In contrast, tasks like DNA-sequence clas-

Dataset Statistics							Accuracy (%)			
Dataset	Task Type	# Classes	# Train	# Test	Token	Avg Length	Neural Methods		TF-IDF	
							Bi-LSTM	1D-CNN	unigram	n-gram
Yelp	Sentiment	2	560,000	38,000	word	135.6	95.94	95.18	92.50	92.93
IMDB	Sentiment	2	25,000	25,000	word	246.8	89.43	90.02	88.52	88.43
AG	Topic	4	120,000	7,600	word	57.0	91.45	92.09	90.92	90.69
DBpedia	Topic	14	560,000	70,000	word	47.1	97.78	98.09	97.12	97.16
Splice	DNA	3	2,700	490	nucleobase	60.0	93.26	83.87	51.42	72.24
H3	DNA	2	13,468	1,497	nucleobase	500.0	86.84	85.43	75.68	78.89

Table 2. Statistics of the datasets used for our reprogramming tasks. We also include the test accuracy of both neural network based and TF-IDF based benchmark classifiers trained from scratch on the train set.

sification requires analyzing the sequential semantics of the input and simple frequency analysis of the unigrams or n-grams does not achieve competitive performance on these tasks. To evaluate the effectiveness of adversarial reprogramming in both of these scenarios, we consider the following tasks and datasets in our experiments:

4.2.1. SENTIMENT CLASSIFICATION

1. Yelp Polarity Dataset (**Yelp**) (Zhang et al., 2015): This is a dataset consisting of reviews from Yelp for the task of sentiment classification, categorized into binary classes of positive and negative sentiment.
2. Large Movie Review Dataset (**IMDB**) (Maas et al., 2011): This is a dataset for binary sentiment classification of positive and negative sentiment from highly polar IMDB movie reviews.

4.2.2. TOPIC CLASSIFICATION

1. AG’s News Dataset (**AG**) (Zhang et al., 2015): is a collection of more than 1 million news articles. News articles have been gathered from more than 2000 news sources and contains 4 classes: *World, Sports, Business, Sci/Tech*.
2. DBpedia Ontology Dataset (**DBpedia**) (Zhang et al., 2015): consists of 14 non-overlapping categories from DBpedia 2014. The samples consist of the category and abstract of each Wikipedia article.

4.2.3. DNA SEQUENCE CLASSIFICATION

1. Splice-junction Gene Sequences (**Splice**): This dataset (Noordewier et al., 1990; Dua & Graff, 2017) was curated for training ML models to detect splice junctions in DNA sequences. In DNA, there are two kinds of splice junction regions: Exon-Intron (EI) junction and Intron-Exon (IE) junction. This dataset contains sample DNA sequences of 60 base pair length categorized into 3 classes: “EI” which contains exon-intron junction, “IE” which contains intron-exon

junction, and “N” which contain neither EI or IE regions.

2. Histone Protein Occupancy in DNA (**H3**): This dataset from (Pokholok et al., 2005; Ngoc Giang et al., 2016) indicates whether certain DNA sequences wrap around H3 histone proteins. Each sample is a sequence with a length of 500 nucleobases. Positive samples contain DNA regions wrapping around histone proteins while negative samples do not contain such DNA regions.

The statistics of these datasets are included in Table 2. To benchmark the performance that can be achieved on these tasks, we train various classifiers from scratch on the datasets for each task. We consider both neural network based classification models and frequency-based statistical models (such as TF-IDF) as our benchmarks. We use word-level tokens for sentiment and topic classification tasks and nucleobase level tokens for DNA sequence classification tasks.

The TF-IDF methods can work on either unigrams or n-grams for creating the feature vectors from the input data. For the n-gram model, we consider n-grams up to length 3 and choose the value of n that achieves the highest classification accuracy on the hold-out set. We train a Stochastic Gradient Descent (SGD) classifier to classify the feature vector as one of the target classes. Additionally, we train DNN based text-classifiers: Bidirectional Long Short Term Memory networks (Bi-LSTM) (Graves et al., 2005; Hochreiter & Schmidhuber, 1997) and 1D CNN (Kim, 2014) models from scratch on the above tasks. We use randomly initialized token embeddings for all classification models, which are trained along with the network parameters. For Bi-LSTMs, we combine the outputs of the first and last time step for prediction. For the Convolutional Neural Network we follow the same architecture as (Kim, 2014). The hyperparameter details of these classifiers and architecture have been included in Table 2 of the supplementary material.

We report the accuracies on the test set of the above mentioned classifiers in Table 2. We find that while both neural

		<i>Unbounded</i>								<i>Bounded ($L_\infty = 0.1$)</i>			
		<i>Pre-trained</i>				<i>Randomly Initialized</i>				<i>Pre-Trained</i>			
Task	p	ViT	RN-50	IN-V3	EN-B4	ViT	RN-50	IN-V3	EN-B4	ViT	RN-50	IN-V3	EN-B4
Yelp	16	92.82	93.29	89.19	93.47	92.73	68.50	65.56	52.97	88.57	81.32	81.33	81.23
IMDB	16	86.76	85.60	80.67	87.26	88.38	81.08	52.87	50.26	82.07	72.28	71.22	81.42
AG	16	91.59	89.88	89.78	90.46	91.45	82.37	50.43	24.87	86.49	83.26	78.93	84.03
DBPedia	32	97.62	96.31	95.70	96.77	97.56	30.12	52.87	19.61	92.79	80.64	81.46	79.53
Splice	48	95.31	94.48	95.10	92.04	54.13	48.57	91.22	50.20	95.10	94.27	94.89	91.55
H3	16	82.57	78.16	80.29	80.16	77.02	73.00	64.20	51.17	76.62	72.01	75.55	75.42

Table 3. Results (% Accuracy on the test set) of adversarial reprogramming experiments targeting four image classification models for the six sequence classification tasks. In the unbounded attack setting, we target both pre-trained and randomly initialized image classifiers. In the bounded attack setting, the output of the reprogramming function is concealed as a perturbation (with L_∞ norm of 0.1) to a randomly selected ImageNet image shown in Figure 2.

and frequency based TF-IDF methods work well on sentiment and topic classification tasks, neural networks significantly outperform frequency based methods on DNA sequence classification tasks. This is presumably because the latter require structural analysis of the sequence rather than relying on keywords.

4.3. Experimental Details

Input image size and patch size: The ViT-Base model utilized in our work is trained on images of size 384×384 and works on image patches of size 16×16 . For all our experiments, we fix the input image size to be 384×384 . When we use a patch of size 16×16 for encoding a single token in our sequence, it allows for a maximum of 576 tokens to be encoded into a single image. In our initial experiments we found that using larger patch sizes for smaller sequences leads to higher performance on the target task, since it encodes a sequence in a spatially larger area of the image. Therefore, we choose our patch size as the largest possible multiple of 16 that can encode the longest sequence in our target task dataset. We list the patch size p used for different tasks in Table 3.

Training hyper-parameters: We train each adversarial program on a single Titan 1080i GPU using a batch size of 4. We set the learning rate as 0.001 for the unbounded attacks and $0.001 \times \epsilon^{-1}$ for our bounded attacks (Equation 1). We set the L_2 regularization hyper-parameter $\lambda = 1e - 4$ for all our experiments and train the adversarial program for a maximum 100k mini-batch iterations in the unbounded attack setting and for 200k mini-batch iterations in the bounded attack setting. We map 10 original labels to each target label in the scenario when there are fewer labels for the target task than for the original task. We point the readers to our codebase for precise implementation.¹

¹Code to be released upon publication.

5. Results

5.1. Pre-trained vs untrained victim models

Experimental results of our proposed cross-modal reprogramming method are reported in Table 3. In these experiments, the original task has more labels than the target task so we use the label remapping function given by Equation 2. We first consider the unbounded attack setting, where the output of the adversarial program does not need to be concealed in a real-world image. For these experiments, we use the reprogramming function f_θ described in Algorithm 1. We also note that the primary evaluation of past reprogramming works (Elsayed et al., 2019; Neekhara et al., 2019; Tsai et al., 2020) is done in an unbounded attack setting.

When attacking pre-trained image classifiers, we achieve competitive performance (as compared to benchmark classifiers trained from scratch, reported in Table 2) across several tasks for all victim image classification models. To assess the importance of pre-training the victim model on the original dataset, we also experiment with reprogramming untrained randomly initialized networks.

Randomly initialized neural networks can potentially have rich structure which the reprogramming functions can exploit. Prior works (Matthews et al., 2018; Lee et al., 2018) have shown that wide neural networks can behave as Gaussian processes, where training specific weights in the intermediate layers is not necessary to perform many different tasks. However, in our experiments, we find that for CNN-based image classifiers, reprogramming pre-trained neural networks performs significantly better than reprogramming randomly initialized networks for all tasks. This is consistent with the findings of prior reprogramming work (Elsayed et al., 2019) which reports that adversarial reprogramming in the image domain is more effective when it targets pre-trained CNNs. For the ViT model, we find that we are able

to obtain competitive performance on sentiment and topic classification tasks when reprogramming either randomly initialized or pre-trained models. Particularly, we find that reprogramming untrained vision transformers provides the highest accuracy on the IMDB classification task. However, for DNA sequence classification tasks (Splice and H3) that require structural analysis of the sequence rather than token-frequency statistics, we find that reprogramming pre-trained vision transformer model performs significantly better than a randomly initialized transformer model.

The ViT model outperforms other architectures on 5 out of 6 tasks in the unbounded attack setting. In particular, for the task of splice-junction detection in gene sequences, reprogramming a pre-trained ViT model outperforms both TF-IDF and neural classifiers trained from scratch. For sentiment analysis and topic classification tasks, which primarily require keyword detection, some reprogramming methods achieve competitive performance as the benchmark methods reported in Table 2.

Additionally, to assess the importance of the victim classifier for solving the target task, we study the extent to which the task can be solved without the victim classifier and using only the adversarial reprogramming function with a linear classification head. We present the results and details of this experiment in Table 3 of our supplementary material.




Figure 2. Example outputs of our adversarial reprogramming function in both unbounded (top) and bounded (bottom) attack settings while reprogramming two different pre-trained image classifiers for a DNA sequence classification task (H3).

Concealing the adversarial perturbation: To conceal the output of the adversarial program in a real-world image, we follow the adversarial reprogramming function defined in Equation 1. We randomly select an image from the ImageNet dataset (shown in Figure 2) as the base image x_c and train adversarial programs targeting different image classifiers for the same base image. We present the results at $L_\infty = 0.1$ (on a 0 to 1 pixel value scale) distortion between

the reprogrammed image and the base image x_c on the right side of Table 3. It can be seen that for some drop in performance, it is possible to perform adversarial reprogramming such that the input sequence is concealed in a real-world image. Figure 1 in our supplementary material shows the accuracy on three target tasks for different magnitudes of allowed perturbation, while reprogramming a pre-trained ViT model.

5.2. Target task has more labels than the original task

In a practical attack scenario, the adversary may only have access to a victim image classifier with fewer labels than the target task labels. To evaluate adversarial reprogramming in this scenario, we constrain the adversary’s access to the class-probability scores of just q labels of the ImageNet classifier. We choose the most frequent q ImageNet labels as the original labels, that can be accessed by the adversary; and perform our experiments on two tasks from our datasets, which have the highest number of labels—AG News (4 labels) and DBpedia (14 labels). We use the label remapping function given by Equation 3, and learn a linear transformation to map the predicted probability distribution over the q original labels to the target task label scores.

We demonstrate that we are able to perform adversarial reprogramming even in this more constrained setting. We achieve similar performance as compared to our many-to-one label remapping scenario reported in Table 3 when q is close to the number of labels in the target task. This is because we learn an additional mapping function for the output interface, which can potentially lead to better optimization. However as a downside, this setting requires access to all q class probability scores for predicting the adversarial label, while in the previous many-to-one label remapping scenario, we only need to know the highest-scored original label for mapping it to one of the adversarial labels.

			Accuracy (%)			
Dataset	# Labels	q	ViT	RN-50	IN-V3	EN-B4
AG	4	3	89.42	87.18	86.66	89.18
DBpedia	14	3	96.34	83.16	84.17	92.95
DBpedia	14	10	98.01	96.84	94.88	97.16

Table 4. Results of adversarial reprogramming in the scenario when the target task has more labels than the original task. The access of the adversary is constrained to class-probabilities of q labels of the original (ImageNet) task. This evaluation is done on pre-trained networks in an unbounded attack setting.

6. Conclusion

We propose Cross-modal Adversarial Reprogramming, which for the first time demonstrates the possibility of repurposing pre-trained image classification models for sequence

classification tasks. We demonstrate that computationally inexpensive adversarial programs can repurpose neural circuits to non-trivially solve tasks that require structural analysis of sequences. Our results suggest the potential of training more flexible neural models that can be reprogrammed for tasks across different data modalities and data structures. More importantly, this work reveals a broader security threat to public ML APIs that warrants the need for rethinking existing security primitives.

References

- Deng, J., Dong, W., Socher, R., Li, L., Kai Li, and Li Fei-Fei. Imagenet: A large-scale hierarchical image database. In *CVPR*, 2009.
- Dosovitskiy, A., Beyer, L., Kolesnikov, A., Weissenborn, D., Zhai, X., Unterthiner, T., Dehghani, M., Minderer, M., Heigold, G., Gelly, S., Uszkoreit, J., and Hounsby, N. An image is worth 16x16 words: Transformers for image recognition at scale. In *ICLR*, 2021.
- Dua, D. and Graff, C. UCI machine learning repository, 2017. URL <http://archive.ics.uci.edu/ml>.
- Elsayed, G. F., Goodfellow, I., and Sohl-Dickstein, J. Adversarial reprogramming of neural networks. In *ICLR*, 2019.
- Goodfellow, I., Shlens, J., and Szegedy, C. Explaining and harnessing adversarial examples. In *ICLR*, 2015.
- Graves, A., Fernández, S., and Schmidhuber, J. Bidirectional lstm networks for improved phoneme classification and recognition. In *International Conference on Artificial Neural Networks: Formal Models and Their Applications*, 2005.
- He, K., Zhang, X., Ren, S., and Sun, J. Deep residual learning for image recognition. In *CVPR*, 2016.
- Hochreiter, S. and Schmidhuber, J. Long short-term memory. *Neural Comput.*, 1997.
- Hussain, S., Neekhara, P., Jere, M., Koushanfar, F., and McAuley, J. Adversarial deepfakes: Evaluating vulnerability of deepfake detectors to adversarial examples. In *WACV*, 2021.
- Kim, Y. Convolutional neural networks for sentence classification. In *EMNLP*, 2014.
- Kingma, D. P. and Ba, J. Adam: A method for stochastic optimization. *arXiv:1412.6980*, 2014.
- Kloberdanz, E. Reprogramming of neural networks: A new and improved machine learning technique. *Masters Thesis*, 2020.
- LeCun, Y. and Cortes, C. MNIST handwritten digit database. 2010. URL <http://yann.lecun.com/exdb/mnist/>.
- LeCun, Y., Bottou, L., Bengio, Y., and Haffner, P. Gradient-based learning applied to document recognition. *Proceedings of the IEEE*, 1998.
- Lee, J., Sohl-dickstein, J., Pennington, J., Novak, R., Schoenholz, S., and Bahri, Y. Deep neural networks as gaussian processes. In *ICLR*, 2018.
- Maas, A. L., Daly, R. E., Pham, P. T., Huang, D., Ng, A. Y., and Potts, C. Learning word vectors for sentiment analysis. In *Human Language Technologies*, 2011.
- Matthews, A., Hron, J., Rowland, M., Turner, R. E., and Ghahramani, Z. Gaussian process behaviour in wide deep neural networks. In *ICLR*, 2018.
- Moosavi-Dezfooli, S., Fawzi, A., Fawzi, O., and Frossard, P. Universal adversarial perturbations. In *CVPR*, 2017.
- Neekhara, P., Hussain, S., Dubnov, S., and Koushanfar, F. Adversarial reprogramming of text classification neural networks. In *EMNLP*, 2019.
- Ngoc Giang, N., Tran, V., Ngo, D., Phan, D., Lumbanraja, F., Faisal, M. R., Abapihi, B., Kubo, M., and Satou, K. Dna sequence classification by convolutional neural network. *Journal of Biomedical Science and Engineering*, 2016.
- Noordewier, M. O., Towell, G. G., and Shavlik, J. W. Training knowledge-based neural networks to recognize genes in dna sequences. In *NIPS*, 1990.
- Papernot, N., McDaniel, P. D., Jha, S., Fredrikson, M., Celik, Z. B., and Swami, A. The limitations of deep learning in adversarial settings. *arXiv*, abs/1511.07528, 2015.
- Papernot, N., McDaniel, P. D., Goodfellow, I. J., Jha, S., Celik, Z. B., and Swami, A. Practical black-box attacks against deep learning systems using adversarial examples. *arXiv*, abs/1602.02697, 2016.
- Pokholok, D., Harbison, C., Levine, S., Cole, M., Hannett, N., Lee, T., Bell, G., Walker, K., Rolfe, P., Herbolsheimer, E., Zeitlinger, J., Lewitter, F., Gifford, D., and Young, R. Genome-wide map of nucleosome acetylation and methylation in yeast. *Cell*, 2005.
- Raina, R., Battle, A., Lee, H., Packer, B., and Ng, A. Y. Self-taught learning: Transfer learning from unlabeled data. In *ICML*, 2007.
- Ren, Y., Ruan, Y., Tan, X., Qin, T., Zhao, S., Zhao, Z., and Liu, T.-Y. FastSpeech: Fast, robust and controllable text to speech. In *Neurips*, 2019.

- Szegedy, C., Vanhoucke, V., Ioffe, S., Shlens, J., and Wojna, Z. Rethinking the inception architecture for computer vision. In *CVPR*, 2016.
- Tan, M. and Le, Q. Efficientnet: Rethinking model scaling for convolutional neural networks. In *ICML*, 2019.
- Tsai, Y.-Y., Chen, P.-Y., and Ho, T.-Y. Transfer learning without knowing: Reprogramming black-box machine learning models with scarce data and limited resources. In *ICML*, 2020.
- Tu, J., Ren, M., Manivasagam, S., Liang, M., Yang, B., Du, R., Cheng, F., and Urtasun, R. Physically realizable adversarial examples for lidar object detection. In *CVPR*, 2020.
- Vaswani, A., Shazeer, N., Parmar, N., Uszkoreit, J., Jones, L., Gomez, A. N., Kaiser, L. u., and Polosukhin, I. Attention is all you need. In *NIPS*, 2017.
- Yang, P., Chen, J., Hsieh, C., Wang, J., and Jordan, M. I. Greedy attack and gumbel attack: Generating adversarial examples for discrete data. *arXiv*, 2018.
- Zhang, X., Zhao, J. J., and LeCun, Y. Character-level convolutional networks for text classification. In *NIPS*, 2015.

Cross-modal Adversarial Reprogramming - Supplementary Material

1. Wall-clock inference time of reprogramming function

In Table 1, we report the wall clock inference time for the adversarial program and the benchmark text classifiers studied in our work for a sequence of length 500. Both the Bi-LSTM and CNN model use 256 hidden units and an embedding size of 256. We use a single layer Bi-LSTM network and 1-D CNN with convolution filters of size 3, 4 and 5 based on the architecture proposed in (Kim, 2014). For the adversarial program the patch size is 16×16 and the output image size is 384×384 . We average the inference time for 100 sequences for these evaluations. It can be seen that the adversarial program is significantly faster than both Bi-LSTM and 1D-CNN models for both CPU and GPU implementations in PyTorch. The CPU used for these evaluations is Intel Xeon CPU and the GPU is an Nvidia Titan 1080i.

Model	CPU	GPU
Adversarial Program	7.9 ms	0.2 ms
Bi-LSTM	161.5 ms	13.9 ms
1D CNN	383.2 ms	2.2 ms

Table 1. Wall clock inference time (in milliseconds) for the adversarial program and the benchmark text classifiers studied in our work for a sequence of length 500.

2. Hyper-parameter details of benchmark classifiers

For training the benchmark neural-text classifiers, we use the Bi-LSTM and 1D-CNN model with a softmax classification head. For both of these models, the token embedding layer is randomly initialized and trained with the model parameters. We use Adam optimizer and perform mini-batch gradient descent using a batch size of 32 for both of these models for a maximum 200k mini-batch iterations. For the 1D-CNN models we use filters of size 3, 4 and 5 for the three convolutional layers. Other hyper-parameter details of these models are listed in Table 2.

Model	Hidden Units	Emb. Size	# Layers	LR
Bi-LSTM	256	256	1	1e-4
1D CNN	256	256	3	1e-4

Table 2. Hyper-parameter details for the neural sequence classifiers used as benchmark classifiers in our work. LR: Learning Rate. Emb. Size: Embedding Size.

3. Perturbation amount vs Accuracy in Bounded attacks

Figure 1 shows the performance of cross-modal adversarial reprogramming at different magnitudes of allowed perturbation in the bounded attack setting, while attacking the ViT model. We use the same base image x_c as used in all of our bounded attack experiments.

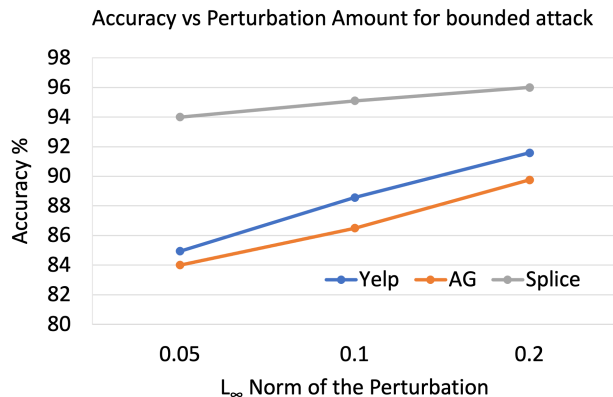


Figure 1. Accuracy vs L_∞ norm of the perturbation while reprogramming the ViT model for three target tasks covering emotion, topic and DNA sequence classification.

4. Assessing the importance of Victim Model

To assess the importance of the victim model for solving the target task, we perform an experiment to understand the extent to which the target task can be solved by using only the adversarial reprogramming function with a linear classification head on top. To perform this experiment, we take the mean of all token embeddings in a sequence and pass it as input to a linear layer that predicts the class scores for the target task. Not surprisingly, this classifier works well for

Dataset	Patch Size	Accuracy%
Yelp	16	89.86
IMDB	16	87.75
AG	16	91.39
DBPedia	32	97.01
Splice	48	50.41
H3	16	75.12

Table 3. Performance of a classifier that uses only an embedding layer and a classification head on the datasets used in our study.

sentiment and topic classification tasks which can be solved reliably using word-frequency based methods (as reported in Table 2 of the main paper). However, compared to our reprogramming methods (reported in Table 2 of the main paper), the classifier significantly underperforms on the two DNA sequence classification tasks that require understanding the underlying semantics of the sequence. This suggests that while the embedding layer of the adversarial program can sufficiently capture word-frequency statistics and independently solve tasks that require keyword detection, the pre-trained victim model is essential for tasks that require analysing the structure and semantics of the sequence.

References

Kim, Y. Convolutional neural networks for sentence classification. In *EMNLP*, 2014.