

# URN MODELS WITH RANDOM MULTIPLE DRAWING AND RANDOM ADDITION

ABSTRACT. We consider an urn model with multiple drawing and random time-dependent addition matrix. The model is very general with respect to previous literature: the number of sampled balls at each time-step is *random*, the addition matrix is *not balanced* and it has general *random entries*. For the proportion of balls of a given color, we prove almost sure convergence results and fluctuation theorems (through CLTs in the sense of stable convergence and of almost sure conditional convergence, which are stronger than convergence in distribution). Asymptotic confidence intervals are given for the limit proportion, whose distribution is generally unknown.

Irene Crimaldi<sup>1</sup>, Pierre-Yves Louis<sup>23</sup>, Ida G. Minelli<sup>4</sup>

**Keywords.** Hypergeometric Urn; Multiple drawing urn; Pólya urn; Random process with reinforcement; Randomly reinforced urn; Central limit theorem; Stable convergence; Opinion dynamics; Epidemic models

**MSC2010 Classification.** Primary: 60B10; 60F05; 60F15; 60G42  
Secondary: 62P25; 91D30 ; 92C60

## CONTENTS

|  |    |
|--|----|
| 1. Introduction  | 2  |
| 2. The model   | 4  |
| 3. Asymptotic results  | 5  |
| 3.1. Almost sure convergence   | 7  |
| 3.2. Central limit theorems for the case of equal reinforcement means                                  | 10 |
| 3.3. Probability distribution of the limit proportion in the case of equal reinforcement means         | 13 |
| 3.4. Asymptotic confidence intervals for the limit proportion in the case of equal reinforcement means | 14 |
| 4. Examples and numerical illustrations  | 15 |
| Appendix A. Technical results  | 22 |
| Appendix B. Some auxiliary results   | 24 |
| Appendix C. Stable convergence and its variants  | 24 |
| References   | 26 |

---

<sup>1</sup>IMT School for Advanced Studies Lucca, Piazza San Ponziano 6, 55100 Lucca, Italy, [irene.crimaldi@imtlucca.it](mailto:irene.crimaldi@imtlucca.it)

<sup>2</sup>PAM UMR 02.102, Université Bourgogne Franche-Comté, AgroSup Dijon, 1 esplanade Erasme, F-21000, Dijon, France, [pierre-yves.louis@agrosupdijon.fr](mailto:pierre-yves.louis@agrosupdijon.fr)

<sup>3</sup>Institut de Mathématiques de Bourgogne, UMR 5584 CNRS, Université Bourgogne Franche-Comté, F-21000, Dijon, France, [pierre-yves.louis@math.cnrs.fr](mailto:pierre-yves.louis@math.cnrs.fr)

<sup>4</sup>Dipartimento di Ingegneria e Scienze dell'Informazione e Matematica, Università degli Studi dell'Aquila, Via Vetoio (Coppito 1), 67100 L'Aquila, Italy, [idagermana.minelli@univaq.it](mailto:idagermana.minelli@univaq.it)

## 1. INTRODUCTION

*Reinforcement* (see [34] for a review) means the tendency of a stochastic evolution to increase (or sometimes decrease, so called, negative reinforcement) the occurrence of an event in relationship with the number of time this event took place in the past. The Pólya urn stochastic process is the fundamental and paradigmatic example. It led to several generalizations.

The original evolution rule of the Pólya urn is based on picking one ball in an urn filled with colored balls and replacing that ball in the urn together with one or more balls, according to some "updating matrix". More generalized samples have been considered, leading to *multi-drawing* based updating rules. In these models, many balls are selected at each time and returned before adding some new ones according to a reinforcement rule. Bi-color and multi-color models have been considered, as well as models where the extraction of the balls is with or without replacement. The number of sampled balls is always a fixed constant and the "replacement matrix" is in general assumed to be balanced, that is, the number of added balls to the urn is constant along time (e.g. [9, 10, 19, 21, 23, 25, 28, 31]). In particular, in [20, 28, 31] the number of added balls is a deterministic function of the composition of the extracted sample. Results deal with the asymptotic behavior, evolution of moments, almost sure convergence and Central Limit Theorems (CLTs) for the fraction of balls of a given color in the urn. In the model considered in [29],  $m$  balls are sampled at a time, with replacement, and the distribution of the increment of one color follows, given the past, a binomial distribution with parameters  $m$  and  $p$ , where  $p$  depends on weights associated to the drawn colors. Results mainly deal with regimes where "fixation" happens, which is more interesting for reinforced random walks applications. Moreover, different urn models with multi-drawing were considered in relationship with some specific applications. See for instance [15, 24, 26, 27].

Other urn models merge multi-drawing and random replacement matrix. The paper [2] is a generalization of [1] and it deals with a constant sample size and a random replacement matrix. This matrix can be of Pólya (diagonal) or Friedman (anti-diagonal, reinforcement of the non chosen color) type and its entries have time-homogenous distribution. In particular, we point out that CLTs are not proven for the Pólya type case. As we will see later on, we here fill in this gap.

The papers [3, 12] study a multi-drawing model (called HRRU, hypergeometric randomly reinforced urn model) with a *random* number  $N_n$  of sampled balls and a random replacement matrix of rank 1 (bicolor case). The number of added balls of a given color is proportional to the number of balls of the same color in the sample, but the *random reinforcement* factor is the same for both colors. Note that this model generalizes the one recently given in [8]. The almost sure convergence of the color proportions toward a non degenerate random variable is proven. Necessary and sufficient conditions for no-atoms in the limiting distribution are given.

In this paper, we consider a two-color urn model, with *multiple drawing and random time-dependent addition matrix*. The model is very general with respect to previous literature: the number of sampled balls at each step is random, the addition matrix, defining the number of additional balls, has general random entries. More precisely, for both colors, the random number of added balls is proportional to the number of balls of the same color in the sample, with *possibly different random* coefficients  $A_n, B_n$  (which may be *correlated* and their distribution may *depend on time*  $n$ ). The model studied in [3, 12] corresponds to the particular case  $A_n = B_n$ . The reinforcement rule we consider is *not balanced* (thus the long-run behavior of the total number  $S_n$  of balls in the urn at time  $n$  needs to be studied). We prove almost sure convergence results for the proportion as well as fluctuation results, through CLTs in the sense of stable convergence, by suitably extending some approaches employed in the urn model literature without multi-drawing (see [4, 5, 32]). Specifically, we consider two cases. If the factors  $A_n$  and  $B_n$  have the same mean (equal reinforcement means case), the limit proportion  $Z$  is random without atoms. In the case

of unequal reinforcement limit means, the proportion converges a.s. to 1 (or 0). When the limit proportion is random, we prove central limit theorems in the sense of stable convergence and of almost sure conditional convergence and use them to obtain asymptotic confidence intervals for  $Z$ .

Some applications of the urn models with multi-drawing are described in [26]. Moreover, like explained in [3,12], the present model may be applied in the context of *technology adoption* to model, for example, the evolution of the choice between different operative systems by companies. Below we illustrate other possible interpretations in the contexts of *opinion dynamics* and propagation of contagious diseases (*epidemic models*).

Applications to opinion dynamics could be developed as follows. Assume to be before an election between two candidates. People decide who they are going to vote for. People who have already decided are represented as the colored balls already in the urn, the color meaning the choice for one candidate. One assume this is a not evolving choice. At each iteration, a group (with random size  $N_n$ ) of people is sampled (without replacement) and each one is given the opportunity to convince a group of other people. The new-comers will adopt the same choice as the person who convinced them. The heterogeneity of this reproduction mechanism is modelled through the time-dependent randomness of the factors  $A_n$  and  $B_n$ . The assumption of equal reinforcement means would mean that in the long-run no advantage is given to any party. We can also consider the evolution of the diffusion of a binary opinion through social networks, like *Twitter*. Each agent inside a connected community has an un-changing opinion (for instance, a vote or a purchased product). This community will grow dynamically through immigration of followers. At each step, a subset (with random size  $N_n$ ) of agents is chosen. Each agent of this committee is allowed to call into the community of followers sharing their opinion. Once again, the heterogeneity of this growth mechanism is modelled by allowing the multiplying factors  $A_n$  and  $B_n$  for each opinion to be random. Correlation between these growth coefficients are possible. If one of these coefficients is eventually larger in mean, then the associated opinion will dominate eventually (but may take some time). If both coefficients are equal in mean then some random equilibrium takes place.

In the original paper [17], where the model was first defined, smallpox epidemy was the context the Pólya urn was applied to (see for instance [22,30] and references therein). A second context of application one could have in mind is the diffusion of genetic variants of viruses (see for instance [33] for a review on epidemic models on networks). We do not pretend to do any modelling study here but want to illustrate the potentialities of our model as a “toy model”. Assume one want to model the propagation of a virus, existing in two forms. Assume to consider a time scale such that there are infinitely many persons to be possibly contaminated and that once a person is contaminated, he/she remains contagious “for ever” (no recovering, no dying). Balls in the urn represent the contaminated persons by one of the two variants of the virus (corresponding to the two possible colors of the balls). We do have in mind the initial exponential regime of the propagation of two competing variants of one virus. Each discrete time-step of the urn’s evolution means a contagion step. People that are contaminating are assimilated to the sample made without replacement in the urn. This is a random number  $N_n$  and this randomness may depend on time and on the total number of contaminated persons. One chosen contaminating person diffuse the same variant. Each variant has its own amplifying factor  $A_n$  (resp.  $B_n$ ): one assume that each selected person, contaminated by a given variant, is contaminating the same number of people. This somewhat unrealistic hypothesis is compensated by the fact that this number of individuals infected by one person is random, with a time-dependent and variant-dependent randomness. Moreover,  $A_n$  and  $B_n$  could be correlated. This model gives insights: if the limit means (time-asymptotic reproduction means of each variant in this context) are unequal, one kind of virus will eventually dominate. If

they are equal, there is a limiting genuinely random proportion, for which we provide confidence intervals.

Finally, another application context could be population dynamics in case of competitive or cooperative growth. As before, the flexibility of the model lies in the choice of  $N_n$ ,  $A_n$  and  $B_n$ . The joint distribution of  $[A_n, B_n]$  is important to model competition or cooperation. One may think to bacterial populations and the evolution of their respective proportions in the microbial gut.

The paper is organized as follows. In section 2 we formally define the model. In section 3 we state and prove the main results. In subsection 3.1 we prove the almost sure convergence towards a limit proportion  $Z$ . Different behaviors occur according to equality/inequality of limit reinforcement means. We provide precise asymptotic rates. In subsection 3.2 we then establish central limit theorems for the proportion  $Z_n$  of the balls of a given color in the urn and the empirical mean  $M_n$  of the proportion of the balls of a given color in the samples. In subsection 3.3 we prove that the limiting distribution of the proportion has no atoms (in the case of equal reinforcement means). In subsection 3.4 we state some statistical tools, asymptotic confidence intervals for the limit proportion  $Z$ , centered in  $Z_n$  and  $M_n$ . We then present in section 4 more specific examples illustrated with some numerical simulations. The paper is enriched with an appendix in three parts which collects some more technical lemmas and general results, in particular about stable convergence and its variants.

## 2. THE MODEL

An urn contains  $a \in \mathbb{N} \setminus \{0\}$  balls of color A and  $b \in \mathbb{N} \setminus \{0\}$  balls of color B. At each discrete time  $n \geq 1$ , we simultaneously (*i.e.* without replacement) draw a random number  $N_n$  of balls. Let  $X_n$  be the number of extracted balls of color A. Then we return the extracted balls in the urn together with other  $A_n X_n$  balls of color A and  $B_n(N_n - X_n)$  balls of color B. More precisely, we take a probability space  $(\Omega, \mathcal{A}, P)$  and, on it, some random variables  $N_n, X_n, A_n, B_n$  such that, for each  $n \geq 1$ , we have:

(A1) The conditional distribution of the random variable  $N_n$  given

$$[N_1, X_1, A_1, B_1, \dots, N_{n-1}, X_{n-1}, A_{n-1}, B_{n-1}]$$

is concentrated on  $\{1, \dots, S_{n-1}\}$  where  $S_{n-1}$  is the total number of balls in the urn at time  $n - 1$ , that is

$$S_{n-1} = a + b + \sum_{j=1}^{n-1} A_j X_j + \sum_{j=1}^{n-1} B_j (N_j - X_j). \quad (1)$$

(A2) The conditional distribution of the random variable  $X_n$  given

$$[N_1, X_1, A_1, B_1, \dots, N_{n-1}, X_{n-1}, A_{n-1}, B_{n-1}, N_n]$$

is hypergeometric with parameters  $N_n$ ,  $S_{n-1}$  and  $H_{n-1}$ , where  $H_{n-1}$  is the total number of balls of color A at time  $n - 1$ , that is

$$H_{n-1} = a + \sum_{j=1}^{n-1} A_j X_j. \quad (2)$$

(A3) The random vector  $[A_n, B_n]$  takes values in  $\mathbb{N} \setminus \{0\} \times \mathbb{N} \setminus \{0\}$  and it is independent of

$$[N_1, X_1, A_1, B_1, \dots, N_{n-1}, X_{n-1}, A_{n-1}, B_{n-1}, N_n, X_n].$$

According to the above notation, the random variable  $X_n$  corresponds to the number of balls having the color A in a random sample without replacement of size  $N_n$  from an urn with  $H_{n-1}$  balls of color A and  $K_{n-1} = (S_{n-1} - H_{n-1})$  balls of color B. The reinforcement rule is of the “multiplicative” type: indeed, each time  $n$ , we add to the urn  $A_n X_n$  balls of color A and  $B_n(N_n - X_n)$  balls of color B. Therefore, the total number of added balls to the urn, that is  $A_n X_n + B_n(N_n - X_n)$ , is random and depends on  $n$ .

Note that we do not specify the conditional distribution of the random variable  $N_n$  (the sample size) given the past

$$[N_1, X_1, A_1, B_1, \dots, N_{n-1}, X_{n-1}, A_{n-1}, B_{n-1}]$$

nor the distribution of  $[A_n, B_n]$  (the random reinforcement factors  $A_n$  and  $B_n$  may have different distributions, they may be correlated and their joint and marginal distributions may vary with  $n$ ).

It is worthwhile to remark that this model include the Hypergeometric Randomly Reinforced Urn (HRRU) studied in [3, 12] (take  $A_n = B_n$  for all  $n$ ), which in turn include the model recently given in [8]. In particular, two special cases are the classical Pólya urn (the case with  $N_n = 1$  and  $A_n = B_n = k \in \mathbb{N} \setminus \{0\}$  for each  $n$ ) and the 2-colors randomly reinforced urn with the reinforcements for the two colors equal or different in mean (the case with  $N_n = 1$  for each  $n$  and  $[A_n, B_n]$  arbitrarily random in  $\mathbb{N} \setminus \{0\} \times \mathbb{N} \setminus \{0\}$ ). Moreover, as told in Section 1, previous literature (we refer to the quoted papers in Sec. 1) deals with the case when the sample size  $N_n$  is a fixed constant, not depending on  $n$ , and/or the balanced case (constant number of added balls to the urn each time).

We set  $Z_n$  equal to the proportion of balls of color A in the urn (immediately after the updating of the urn at time  $n$  and immediately before the  $(n + 1)$ -th extraction), that is  $Z_0 = a/(a + b)$  and

$$Z_n = \frac{H_n}{S_n} \quad \text{for } n \geq 1.$$

Moreover we set

$$\mathcal{F}_0 = \{\emptyset, \Omega\}, \quad \mathcal{F}_n = \sigma(N_1, X_1, A_1, B_1, \dots, N_n, X_n, A_n, B_n) \quad \text{for } n \geq 1,$$

and

$$\mathcal{G}_n = \mathcal{F}_n \vee \sigma(N_{n+1}), \quad \mathcal{H}_n = \mathcal{G}_n \vee \sigma(A_{n+1}, B_{n+1}) \quad \text{for } n \geq 0.$$

By the above assumptions and notation, we have

$$E[A_{n+1} | \mathcal{G}_n] = E[A_{n+1}], \quad E[B_{n+1} | \mathcal{G}_n] = E[B_{n+1}] \tag{3}$$

and

$$\begin{aligned} E[X_{n+1} | \mathcal{H}_n] &= E[X_{n+1} | \mathcal{G}_n] = N_{n+1} Z_n, \\ E[N_{n+1} - X_{n+1} | \mathcal{H}_n] &= E[N_{n+1} - X_{n+1} | \mathcal{G}_n] = N_{n+1}(1 - Z_n). \end{aligned} \tag{4}$$

Finally, we set  $\mathcal{X}_n = \{0 \vee N_n - (S_{n-1} - H_{n-1}), \dots, N_n \wedge H_{n-1}\}$  and, for each  $k \in \mathcal{X}_n$ ,

$$p_{n,k} = p_k(N_n, S_{n-1}, H_{n-1}) = \frac{\binom{H_{n-1}}{k} \binom{S_{n-1} - H_{n-1}}{N_n - k}}{\binom{S_{n-1}}{N_n}}. \tag{5}$$

### 3. ASYMPTOTIC RESULTS

In this section we prove some convergence results for the model described in Section 2 by suitably extending some approaches employed in the urn model literature without multi-drawing (see [4, 5, 32]).

Set and  $E[A_n] = m_{A,n}$  and  $E[B_n] = m_{B,n}$  for all  $n$ . We will assume that the two sequences  $(m_{A,n})_n$  and  $(m_{B,n})_n$  respectively converge to  $m_A \in (0, +\infty)$  and  $m_B \in (0, +\infty)$ . Moreover, we will consider the following cases:

- 1)  $m_A > m_B$ .
- 2)  $m_{A,n} = m_{B,n} = m_n$  and so  $m_A = m_B = m \in (0, +\infty)$ .

For simplicity, throughout the paper, we will assume

$$A_n \vee B_n \vee N_n \leq C \quad \text{for some (integer) constant } C.$$

We will signal when this assumption can be easily removed. Sometimes it may be replaced by an assumption of uniformly integrability, but we will not focus on this fact.

We start with proving a result valid for both cases.

**Lemma 3.1.** *We have*

$$H_n \xrightarrow{a.s.} +\infty \quad \text{and} \quad K_n = (S_n - H_n) \xrightarrow{a.s.} +\infty.$$

As a consequence, we obviously have  $S_n \xrightarrow{a.s.} +\infty$ .

*Proof.* First suppose  $a \wedge b \geq C$  so that  $N_i \leq H_{i-1}$  for each  $n$ . Let  $T = \inf\{n : X_n \neq N_n\} = \inf\{n : (N_n - X_n) > 0\}$ . For each  $k \geq 1$ , we have

$$\begin{aligned} t_k = P\{T > k\} &= P(X_i = N_i, i = 1, \dots, k) = E \left[ \prod_{i=1}^k \frac{H_{i-1}}{S_{i-1}} \times \dots \times \frac{H_{i-1} - (N_i - 1)}{S_{i-1} - (N_i - 1)} \right] \\ &= E \left[ \prod_{i=1}^k \prod_{j=0}^{N_i-1} \frac{a - j + \sum_{h=1}^{i-1} A_h N_h}{a + b - j + \sum_{h=1}^{i-1} A_h N_h} \right]. \end{aligned}$$

We recall that, given  $c_1, c_2, c_3 > 0$ , we have

$$x \leq c_1 \Leftrightarrow \frac{c_2 + x}{c_2 + c_3 + x} \leq \frac{c_1 + c_2}{c_1 + c_2 + c_3}.$$

Therefore, applying the above inequality with  $x = \sum_{h=1}^{i-1} A_h N_h \leq (i-1)C^2 = c_1$ ,  $c_2 = a - j$ ,  $c_3 = b$ , we get

$$\begin{aligned} t_k &\leq E \left[ \prod_{i=1}^k \prod_{j=0}^{N_i-1} \frac{a - j + (i-1)C^2}{a + b - j + (i-1)C^2} \right] \leq E \left[ \prod_{i=1}^k \left( \frac{a + (i-1)C^2}{a + b - N_i + 1 + (i-1)C^2} \right)^{N_i} \right] \leq \\ &\prod_{i=1}^k \frac{a + (i-1)C^2}{a + b - C + 1 + (i-1)C^2} = \exp \left( \sum_{i=1}^k \ln(1 - (b - C)/(a + b - C + 1 + (i-1)C^2)) \right) \rightarrow 0 \quad \text{as } k \rightarrow +\infty. \end{aligned}$$

This fact means that  $P(T = +\infty) = \lim_k t_k = 0$ , *i.e.*  $P(T < +\infty) = 1$ . By the strong Markov's property, we can conclude that  $P(N_n - X_n > 0 \text{ i.o.}) = 1$ , *i.e.*  $\sum_n (N_n - X_n) = +\infty$  almost surely. Since  $K_n = S_n - H_n = b + \sum_{i=1}^n B_i(N_i - X_i) \geq \sum_{i=1}^n (N_i - X_i)$ , we get  $K_n = S_n - H_n \rightarrow +\infty$  almost surely. Similarly, we can obtain that  $H_n \rightarrow +\infty$  almost surely.

In the general case, we have

$$\begin{aligned} t_k &= P(T > k) = P(X_i = N_i, i = 1, \dots, k) \\ &= P(X_i = N_i, i = 1, \dots, k \mid N_i \leq H_{i-1}, i = 1, \dots, k) P(N_i \leq H_{i-1}, i = 1, \dots, k), \end{aligned}$$

where  $P(X_i = N_i, i = 1, \dots, k \mid N_i \leq H_{i-1}, i = 1, \dots, k)$  is equal to the product studied before and so it converges to 0. ■

### 3.1. Almost sure convergence.

**Theorem 3.2.** *Assume to be in case 1) (i.e.  $m_A > m_B$ ). Then  $Z_n \xrightarrow{a.s.} Z = 1$ .*

*Proof.* Let  $e \in (m_B/m_A, 1)$  and set  $Q_n = K_n/H_n^e$  for all  $n$ . Then, using that  $(1-x)^e \leq 1-ex$  for  $0 \leq x \leq 1$ ,  $H_n \leq H_{n+1} \leq H_n + C^2$  and (4), we have:

$$\begin{aligned} E[Q_{n+1}/Q_n - 1 | \mathcal{H}_n] &= E \left[ \frac{K_n + B_{n+1}(N_{n+1} - X_{n+1})}{K_n} \left( \frac{H_n}{H_{n+1}} \right)^e | \mathcal{H}_n \right] - 1 \\ &= E \left[ \left( \frac{H_n}{H_{n+1}} \right)^e - 1 | \mathcal{H}_n \right] + E \left[ \frac{B_{n+1}(N_{n+1} - X_{n+1})}{K_n} \left( \frac{H_n}{H_{n+1}} \right)^e | \mathcal{H}_n \right] \\ &\leq -eE \left[ \frac{A_{n+1}X_{n+1}}{H_{n+1}} | \mathcal{H}_n \right] + E \left[ \frac{B_{n+1}(N_{n+1} - X_{n+1})}{K_n} | \mathcal{H}_n \right] \\ &\leq -eE \left[ \frac{A_{n+1}X_{n+1}}{H_n + C^2} | \mathcal{H}_n \right] + E \left[ \frac{B_{n+1}(N_{n+1} - X_{n+1})}{K_n} | \mathcal{H}_n \right] \\ &= -e \frac{A_{n+1}N_{n+1}}{S_n} \frac{H_n}{H_n + C^2} + \frac{B_{n+1}N_{n+1}}{S_n}. \end{aligned}$$

Taking the conditional expectation with respect to  $\mathcal{G}_n$  and using (3), we get

$$E[Q_{n+1}/Q_n - 1 | \mathcal{G}_n] \leq \frac{N_{n+1}}{S_n} \left( m_{B,n+1} - e m_{A,n+1} \frac{H_n}{H_n + C^2} \right).$$

Since  $H_n$  goes to  $+\infty$  (see Lemma 3.1),  $\lim_n m_{A,n+1} = m_A > m_B = \lim_n m_{B,n+1}$  and  $e \in (m_B/m_A, 1)$ , we obtain that the above conditional expectation is smaller or equal than zero for  $n$  large enough. It follows that, for large  $n$ , we have

$$E[Q_{n+1} - Q_n | \mathcal{G}_n] = Q_n E[Q_{n+1}/Q_n - 1 | \mathcal{G}_n] \leq 0$$

This means that  $(Q_n)_n$  is eventually a positive (i.e. non-negative)  $\mathcal{G}$ -supermartingale and so it converges almost surely to a finite random variable. In order to conclude, it is enough to observe that, since  $H_n \leq S_n$ ,  $S_n \xrightarrow{a.s.} +\infty$  and  $e < 1$ , we have

$$1 - Z_n = \frac{K_n}{S_n} = Q_n \frac{H_n^e}{S_n} \leq Q_n S_n^{-(1-e)} \xrightarrow{a.s.} 0,$$

that is  $Z_n \xrightarrow{a.s.} 1$ . ■

**Theorem 3.3.** *Assume to be in case 2). Then, we have*

$$|E[Z_{n+1} | \mathcal{G}_n] - Z_n| \leq E[(A_{n+1} + B_{n+1})^2] \frac{N_{n+1}^2}{n^2} \quad (6)$$

and so the process  $(Z_n)$  is a  $\mathcal{G}$ -quasi-martingale and it almost surely converges to a random variable  $Z$  taking values in  $[0, 1]$ .

It is easy to see that, in order that  $(Z_n)$  is  $\mathcal{G}$ -quasi-martingale, it is enough to require the condition

$$\sum_n E[(A_{n+1} + B_{n+1})^2] \frac{E[N_{n+1}^2]}{n^2} < +\infty, \quad (7)$$

which is obviously satisfied when  $A_n \vee B_n \vee N_n \leq C$  for some constant  $C$ . Moreover, as we will see, for the proof of the above lemma it is sufficient to assume only  $m_{A,n} = m_{B,n} = m_n$  for all  $n$  (it is not necessary to have  $(m_n)$  convergent).

*Proof.* After some computations, we get

$$Z_{n+1} - Z_n = \frac{(1 - Z_n)A_{n+1}X_{n+1} - Z_n B_{n+1}(N_{n+1} - X_{n+1})}{S_{n+1}}. \quad (8)$$

Therefore, by the model assumptions, the conditional expectation  $E[Z_{n+1} - Z_n | \mathcal{H}_n]$  is equal to

$$\sum_{k \in \mathcal{X}_{n+1}} \left[ (1 - Z_n) \frac{A_{n+1}k}{S_n + A_{n+1}k + B_{n+1}(N_{n+1} - k)} - Z_n \frac{B_{n+1}(N_{n+1} - k)}{S_n + A_{n+1}k + B_{n+1}(N_{n+1} - k)} \right] p_{n+1,k},$$

where  $\mathcal{X}_{n+1} = \{0 \vee N_{n+1} - (S_n - H_n), \dots, N_{n+1} \wedge H_n\}$  and  $p_{n+1,k} = p_k(N_{n+1}, S_n, H_n)$  is given by (5). We observe that  $\mathcal{X}_{n+1}$  and  $p_{n+1,k}$  are  $\mathcal{G}_n$ -measurable and so the conditional expectation  $E[Z_{n+1} - Z_n | \mathcal{G}_n]$  is equal to

$$\sum_{k \in \mathcal{X}_{n+1}} \left\{ (1 - Z_n) E \left[ \frac{A_{n+1}k}{S_n + A_{n+1}k + B_{n+1}(N_{n+1} - k)} \middle| \mathcal{G}_n \right] - Z_n E \left[ \frac{B_{n+1}(N_{n+1} - k)}{S_n + A_{n+1}k + B_{n+1}(N_{n+1} - k)} \middle| \mathcal{G}_n \right] \right\} p_{n+1,k}.$$

Now, we consider the above quantity and we add and subtract the quantity  $A_{n+1}k/S_n$  in the first conditional expectation and the quantity  $B_{n+1}(N_{n+1} - k)/S_n$  in the second conditional expectation, so that the two conditional expectations can be rewritten respectively as

$$\begin{aligned} & E \left[ \frac{-A_{n+1}^2 k^2 - A_{n+1} B_{n+1} k (N_{n+1} - k)}{S_n [S_n + A_{n+1}k + B_{n+1}(N_{n+1} - k)]} \middle| \mathcal{G}_n \right] + \frac{m_n k}{S_n} \\ & E \left[ \frac{-B_{n+1}^2 (N_{n+1} - k)^2 - A_{n+1} B_{n+1} k (N_{n+1} - k)}{S_n [S_n + A_{n+1}k + B_{n+1}(N_{n+1} - k)]} \middle| \mathcal{G}_n \right] + \frac{m_n (N_{n+1} - k)}{S_n}, \end{aligned}$$

where we have used (3) and the fact that  $m_{A,n} = m_{B,n} = m_n$ . Finally, we observe that

$$\sum_{k \in \mathcal{X}_{n+1}} \frac{(1 - Z_n)m_n k - Z_n m_n (N_{n+1} - k)}{S_n} p_{n+1,k} = \frac{m_n}{S_n} \sum_{k \in \mathcal{X}_{n+1}} (k - N_{n+1} Z_n) p_{n+1,k} = 0,$$

because  $\sum_{k \in \mathcal{X}_{n+1}} k p_{n+1,k}$  is the mean value of the hypergeometric distribution with parameters  $N_{n+1}, S_n, H_n$  and so it is equal to  $N_{n+1} H_n / S_n = N_{n+1} Z_n$ . Summing up, the conditional expectation  $E[Z_{n+1} - Z_n | \mathcal{G}_n]$  is equal to

$$\sum_{k \in \mathcal{X}_{n+1}} E \left[ \frac{Z_n B_{n+1}^2 (N_{n+1} - k)^2 - (1 - Z_n) A_{n+1}^2 k^2 + (2Z_n - 1) A_{n+1} B_{n+1} k (N_{n+1} - k)}{S_n [S_n + A_{n+1}k + B_{n+1}(N_{n+1} - k)]} \middle| \mathcal{G}_n \right] p_{n+1,k}.$$

Therefore, using assumption (A3), we have

$$|E[Z_{n+1} | \mathcal{G}_n] - Z_n| \leq E \left[ \frac{(A_{n+1} + B_{n+1})^2 N_{n+1}^2}{S_n^2} \middle| \mathcal{G}_n \right] = E[(A_{n+1} + B_{n+1})^2] \frac{N_{n+1}^2}{S_n^2}$$

and, since  $A_n \wedge B_n \wedge N_n \geq 1$  by definition, we finally get (6). When condition (7) is satisfied (as when  $A_n \vee B_n \vee N_n \leq C$  for some constant  $C$ ), the process  $(Z_n)$  is a  $\mathcal{G}$ -martingale taking values in  $[0, 1]$  and, hence, it almost surely converges to some random variable  $Z$  taking values in  $[0, 1]$ . ■

**Remark 3.4.** From (8), we immediately get that, if  $A_n = B_n$  for all  $n$ , then

$$Z_{n+1} - Z_n = \frac{A_{n+1}(X_{n+1} - Z_n N_{n+1})}{S_n + A_{n+1} N_{n+1}}$$

and so  $(Z_n)$  is an  $\mathcal{H}$ -martingale, because of assumptions (A1) and (A2). Therefore, for its almost sure convergence, it is not necessary condition (7). This is the case considered in [3, 12].



**Remark 3.5.** Lemma B.1 (with  $Y_n = X_n/N_n$ ) immediately implies that, in both cases 1) and 2), the sequence

$$M_n = \frac{1}{n} \sum_{j=1}^n \frac{X_j}{N_j}, \quad (9)$$

which is the empirical mean of the proportion, in the samples, of balls of color A, also converges almost surely to  $Z$ .

**Proposition 3.6.** *Assume to be in one of the previous two cases 1) and 2) and let  $Z \stackrel{a.s.}{=} \lim_n Z_n$ . Moreover, assume*

$$E[N_n | \mathcal{F}_{n-1}] \xrightarrow{a.s.} N, \quad (10)$$

where  $N$  is a (strictly positive finite) random variable.

Then

$$\frac{H_n}{n} \xrightarrow{a.s.} m_A N Z, \quad \frac{K_n}{n} = \frac{S_n - H_n}{n} \xrightarrow{a.s.} m_B N (1 - Z).$$

and so

$$\frac{S_n}{n} \xrightarrow{a.s.} m_A N Z + m_B N (1 - Z).$$

*Proof.* It is enough to apply Lemma B.1 with  $Y_j = A_j X_j$  (resp.  $Y_j = B_j(N_j - X_j)$ ). Indeed, we have  $Y_j \leq A_j N_j$  (resp.  $Y_j \leq B_j N_j$ ) for each  $j$  and so  $E[Y_j^2] \leq E[(A_j + B_j)^2] E[N_j^2]$ . Moreover

$$\begin{aligned} E[A_j X_j | \mathcal{F}_{j-1}] &= E[E[E[A_j X_j | \mathcal{H}_{j-1}] | \mathcal{G}_{j-1}] | \mathcal{F}_{j-1}] = E[E[A_j N_j Z_{j-1} | \mathcal{G}_{j-1}] | \mathcal{F}_{j-1}] \\ &= E[m_{A,j} N_j Z_{j-1} | \mathcal{F}_{j-1}] = m_{A,j} E[N_j | \mathcal{F}_{j-1}] Z_{j-1} \xrightarrow{a.s.} m_A N Z \end{aligned}$$

and

$$\begin{aligned} E[B_j(N_j - X_j) | \mathcal{F}_{j-1}] &= E[E[E[B_j(N_j - X_j) | \mathcal{H}_{j-1}] | \mathcal{G}_{j-1}] | \mathcal{F}_{j-1}] \\ &= E[E[B_j N_j (1 - Z_{j-1}) | \mathcal{G}_{j-1}] | \mathcal{F}_{j-1}] \\ &= E[m_{B,j} N_j (1 - Z_{j-1}) | \mathcal{F}_{j-1}] \\ &= m_{B,j} E[N_j | \mathcal{F}_{j-1}] (1 - Z_{j-1}) \xrightarrow{a.s.} m_B N (1 - Z). \end{aligned}$$

Therefore, we have  $H_n/n \xrightarrow{a.s.} m_A N Z$  and  $K_n/n \xrightarrow{a.s.} m_B N (1 - Z)$  and so  $S_n/n = H_n/n + K_n/n \xrightarrow{a.s.} m_A N Z + m_B N (1 - Z)$ .  $\blacksquare$

**Remark 3.7.** When we are in case 1), then  $Z = 1$  almost surely and so we have  $H_n$  and  $S_n$  go to  $+\infty$  with rate  $n$ . Moreover, we observe that, for each  $e \in (m_B/m_A, 1)$ , we have

$$n^{1-e}(1 - Z_n) = n^{1-e} \frac{K_n}{S_n} = \left(\frac{n}{S_n}\right)^{1-e} \left(\frac{H_n}{S_n}\right)^e Q_n,$$

where  $Q_n$  is defined as in the proof of Theorem 3.2. Since  $n/S_n$ ,  $H_n/S_n$  and  $Q_n$  converge almost surely to suitable finite random variables, we get that  $n^{1-e}(1 - Z_n)$  converges almost surely to a finite random variable. Since  $e$  is arbitrary, we necessarily have  $n^{1-e}(1 - Z_n) \xrightarrow{a.s.} 0$ , that is, for all  $e \in (m_B/m_A, 1)$ , we have  $1 - Z_n \stackrel{a.s.}{=} o(n^{-(1-e)})$  and so  $K_n = S_n(1 - Z_n) = o(n^e)$ .

When we are in case 2), since  $mN > 0$  almost surely, the above limit result implies that  $S_n$  goes to  $+\infty$  with rate  $n$ ; while it is not sufficient in order to get some information on the asymptotic behaviour of  $H_n$  and  $K_n$ , because  $Z$  may assume the value 0 or 1. In the sequel, we will prove that both  $H_n$  and  $K_n$  go to  $+\infty$  at rate  $n$ .

**Theorem 3.8.** *Assume to be in case 2) and assume condition (10). Then we have  $P(Z = 0) + P(Z = 1) = 0$ . (Consequently the rate at which  $H_n$  and  $K_n$  go to  $+\infty$  is equal to  $n$ .)*

*Proof.* Set  $Y_n = \ln(H_n/K_n)$ ,  $\Delta_n = E[Y_{n+1} - Y_n | \mathcal{G}_n]$  and  $Q_n = E[(Y_{n+1} - Y_n)^2]$ . If we prove  $\sum_n \Delta_n < +\infty$  and  $\sum_n Q_n < +\infty$  almost surely, then  $Y_n$  converges almost surely to a finite random variable (see Lemma 3.2 in [35]). This fact implies that  $H_n/K_n$  converges to a random variable  $Y$  with values in  $(0, +\infty)$ . It follows that  $Z_n = \frac{H_n}{S_n} = \frac{H_n/K_n}{H_n/K_n + 1}$  converges almost surely to  $Y/(Y+1)$ , which is a random variable with values in  $(0, 1)$ . Then  $P(Z=0) + P(Z=1) = 0$ .

The rest of the proof is devoted to verify that  $\sum_n \Delta_n < +\infty$  and  $\sum_n Q_n < +\infty$  almost surely. To this regard, we recall that, by Lemma A.3, we have  $1/K_n = O(1/n^\gamma)$  and  $1/H_n = O(1/n^\gamma)$  with  $\gamma > 0$ . Moreover, using the notation (5), we have

$$\begin{aligned} & E[\ln(H_{n+1}) - \ln(H_n) | \mathcal{H}_n] - E[\ln(K_{n+1}) - \ln(K_n) | \mathcal{H}_n] = \\ & \sum_{k \in \mathcal{X}_{n+1}} \{(\ln(H_n + A_{n+1}k) - \ln(H_n)) - (\ln(K_n + B_{n+1}(N_{n+1} - k)) - \ln(K_n))\} p_{n+1,k} = \\ & \sum_{k \in \mathcal{X}_{n+1}} \left\{ \int_0^{A_{n+1}k} \frac{1}{H_n + t} dt - \int_0^{B_{n+1}(N_{n+1} - k)} \frac{1}{K_n + t} dt \right\} p_{n+1,k} \end{aligned}$$

Since  $1/(H_n + t) \leq 1/H_n$  and  $1/(K_n + t) \geq 1/K_n - t/K_n^2$  for each  $t \geq 0$  and each  $n$ , the last term of the above equalities is eventually smaller or equal than

$$\sum_{k \in \mathcal{X}_{n+1}} \left\{ \frac{A_{n+1}k}{H_n} - \frac{B_{n+1}(N_{n+1} - k)}{K_n} + c \frac{B_{n+1}^2(N_{n+1} - k)^2}{2K_n^2} \right\} p_{n+1,k}.$$

Now, we observe that

$$E\left[ \sum_{k \in \mathcal{X}_{n+1}} \left( \frac{A_{n+1}k}{H_n} - \frac{B_{n+1}(N_{n+1} - k)}{K_n} \right) p_{n+1,k} \mid \mathcal{G}_n \right] = \frac{m_{n+1}N_{n+1}}{S_n} - \frac{m_{n+1}N_{n+1}}{S_n} = 0.$$

Therefore, we have for  $n$  large enough (using  $(1 - Z_n) = K_n/S_n$ )

$$\Delta_n \leq \frac{cC^2}{2K_n^2} \left\{ Z_n(1 - Z_n)N_{n+1} \frac{S_n - N_{n+1}}{S_n - 1} + N_{n+1}^2(1 - Z_n)^2 \right\} = O(1/(K_n S_n)) = O(1/n^{1+\gamma}).$$

Similarly, we have

$$\begin{aligned} & E[(\ln(H_{n+1}) - \ln(H_n) - \ln(K_{n+1}) + \ln(K_n))^2 | \mathcal{H}_n] \leq \\ & 2 \{ E[(\ln(H_{n+1}) - \ln(H_n))^2 | \mathcal{H}_n] + E[(\ln(K_{n+1}) - \ln(K_n))^2 | \mathcal{H}_n] \} \leq \\ & 2 \sum_{k \in \mathcal{X}_{n+1}} \left( \frac{A_{n+1}^2 k^2}{H_n^2} + \frac{B_{n+1}^2 (N_{n+1} - k)^2}{K_n^2} \right) p_{n+1,k} = O(1/(H_n S_n)) + O(1/(K_n S_n)) = O(1/n^{1+\gamma}). \end{aligned}$$

The last statement (into the brackets) immediately follows from Proposition 3.6.  $\blacksquare$

**3.2. Central limit theorems for the case of equal reinforcement means.** Since in case 2), the limit proportion is a random variable  $Z$ , in the sequel we provide results in order to get some information on it.

**Theorem 3.9.** *Assume to be in case 2) and assume condition (10). Moreover, suppose to have*

$$E[N_n^2 | \mathcal{F}_{n-1}] \xrightarrow{a.s.} Q, \quad (11)$$

where  $Q$  is a (strictly positive finite) random variable, and

$$E[A_n^2] \rightarrow q_A, \quad E[B_n^2] \rightarrow q_B, \quad E[A_n B_n] \rightarrow q_{AB}, \quad (12)$$

where  $q_A$ ,  $q_B$  and  $q_{AB}$  are (strictly positive finite) constants.

Then  $\sqrt{n}(Z_n - Z)$  converges in the sense of the almost sure conditional convergence with respect to  $\mathcal{F} = (\mathcal{F}_n)$  to the Gaussian kernel  $\mathcal{N}(0, V)$ , where

$$V = Z(1 - Z) \frac{(1 - Z)q_A[(1 - Z)N + ZQ] + Zq_B[ZN + (1 - Z)Q] - 2Z(1 - Z)q_{AB}(Q - N)}{(mN)^2}. \quad (13)$$

**Remark 3.10.** When  $A_n = B_n$  for all  $n$ , we have  $q_A = q_B = q_{AB} = q$  and so we get  $V = Z(1 - Z)q/(m^2N)$ , that does not depend on  $Q$ . Indeed, in this case the above assumption (11) can be deleted (see [12]).

In order to have that the limit Gaussian kernel in Theorem 3.9 is not degenerate we need  $P(Z = 0) + P(Z = 1) < 1$  and  $P(Z = z) < 1$  for all  $z \in (0, 1)$ . Regarding the first fact, we have already proven that  $P(Z = 0) = P(Z = 1) = 0$ . Regarding the second fact, we refer to the next Theorem 3.12.

*Proof.* Setting  $X'_n = X_n/N_n$  for each  $n$ , the sequence  $(X'_n)$  is  $\mathcal{G}$ -adapted and bounded. Moreover, we have

$$E[X'_{n+1}|\mathcal{G}_n] = E[N_{n+1}^{-1}X_{n+1}|\mathcal{G}_n] = N_{n+1}^{-1}E[X_{n+1}|\mathcal{G}_n] = N_{n+1}^{-1}N_{n+1}Z_n = Z_n. \quad (14)$$

We want to apply Theorem C.2 to  $Y_n = X'_n$ . By Theorem 3.3, we have

$$n^3 E[(E[Z_{n+1}|\mathcal{G}_n] - Z_n)^2] \longrightarrow 0.$$

Therefore, in order to prove Theorem 3.9, it suffices to prove that the following conditions are satisfied

- c1)  $E[\sup_{j \geq 1} \sqrt{j}|Z_{j-1} - Z_j|] < +\infty$ ;
- c2)  $n \sum_{j \geq n} (Z_{j-1} - Z_j)^2 \xrightarrow{a.s.} V$ .

In the following we verify the above conditions.

*Condition c1).* We observe that, by (8) and recalling that  $A_j \wedge B_j \wedge N_j \geq 1$  and  $A_j \vee B_j \vee N_j \leq C$ , we have

$$|Z_{j-1} - Z_j| \leq \frac{(A_j + B_j)N_j}{j} \leq \frac{2C^2}{j}. \quad (15)$$

Therefore condition c1) is obviously verified.

*Condition c2).* We want to apply Lemma B.1 with  $Y_j = j^2(Z_{j-1} - Z_j)^2$ . By the assumptions and inequality (15), we have  $\sum_{j \geq 1} j^{-2}E[Y_j^2] < +\infty$ . Moreover, by equality (8), we have

$$(Z_{j-1} - Z_j)^2 = \frac{(1 - Z_{j-1})^2 A_j^2 N_j^2 (X'_j)^2}{S_j^2} + \frac{Z_{j-1}^2 B_j^2 N_j^2 (1 - X'_j)^2}{S_j^2} - 2 \frac{Z_{j-1}(1 - Z_{j-1}) A_j B_j N_j^2 X'_j (1 - X'_j)}{S_j^2}.$$

Therefore, we study the convergence of the following three terms:

- $T_{1,j-1} = j^2 E \left[ \frac{(1 - Z_{j-1})^2 A_j^2 N_j^2 (X'_j)^2}{S_j^2} \middle| \mathcal{F}_{j-1} \right],$
- $T_{2,j-1} = j^2 E \left[ \frac{Z_{j-1}^2 B_j^2 N_j^2 (1 - X'_j)^2}{S_j^2} \middle| \mathcal{F}_{j-1} \right],$
- $T_{3,j-1} = j^2 E \left[ \frac{Z_{j-1}(1 - Z_{j-1}) A_j B_j N_j^2 X'_j (1 - X'_j)}{S_j^2} \middle| \mathcal{F}_{j-1} \right].$

Consider the first term  $T_{1,j-1}$ . By assumption (A3), we get the two inequalities:

$$\begin{aligned} T_{1,j-1} &\geq \frac{j^2}{(S_{j-1} + C^2)^2} (1 - Z_{j-1})^2 E[A_j^2] E[N_j^2 (X'_j)^2 | \mathcal{F}_{j-1}] \\ T_{1,j-1} &\leq \frac{j^2}{S_{j-1}^2} (1 - Z_{j-1})^2 E[A_j^2] E[N_j^2 (X'_j)^2 | \mathcal{F}_{j-1}]. \end{aligned}$$

Since  $S_n/n \xrightarrow{a.s.} Nm > 0$ ,  $Z_{j-1} \xrightarrow{a.s.} Z$  and  $E[A_j^2] \rightarrow q_A$ , it is enough to verify the almost sure convergence of  $E[N_j^2 (X'_j)^2 | \mathcal{F}_{j-1}]$ . To this purpose, we observe that we can write

$$E[N_j^2 (X'_j)^2 | \mathcal{F}_{j-1}] = E[N_j^2 E[(X'_j)^2 | \mathcal{G}_{j-1}] | \mathcal{F}_{j-1}]$$

and, by (A2), the conditional expectation  $E[(X'_j)^2 | \mathcal{G}_{j-1}]$  coincides with

$$\begin{aligned} N_j^{-2} E[X_j^2 | \mathcal{G}_{j-1}] &= N_j^{-2} [Z_{j-1}(1 - Z_{j-1})(S_{j-1} - 1)^{-1} N_j (S_{j-1} - N_j) + Z_{j-1}^2 N_j^2] \\ &= Z_{j-1}(1 - Z_{j-1})(S_{j-1} - 1)^{-1} N_j^{-1} (S_{j-1} - N_j) + Z_{j-1}^2. \end{aligned}$$

Therefore we obtain

$$E[N_j^2 (X'_j)^2 | \mathcal{F}_{j-1}] = Z_{j-1}(1 - Z_{j-1})(S_{j-1} - 1)^{-1} (S_{j-1} E[N_j | \mathcal{F}_{j-1}] - E[N_j^2 | \mathcal{F}_{j-1}]) + Z_{j-1}^2 E[N_j^2 | \mathcal{F}_{j-1}],$$

which converges almost surely to  $Z(1 - Z)N + Z^2Q$  (since  $E[N_j^2 | \mathcal{F}_{j-1}]$  is bounded by  $C^2$  and  $S_{j-1} \xrightarrow{a.s.} +\infty$ ). Hence  $T_{1,j-1}$  converges almost surely to  $T_1 = Z(1 - Z)^2 q_A (mN)^{-2} [(1 - Z)N + ZQ]$ . Similarly, we get

$$\begin{aligned} E[N_j^2 (1 - X'_j)^2 | \mathcal{F}_{j-1}] &= E[N_j^2 | \mathcal{F}_{j-1}] + E[N_j^2 (X'_j)^2 | \mathcal{F}_{j-1}] - 2E[N_j^2 X'_j | \mathcal{F}_{j-1}] \\ &= E[N_j^2 | \mathcal{F}_{j-1}] + E[N_j^2 (X'_j)^2 | \mathcal{F}_{j-1}] - 2Z_j E[N_j^2 | \mathcal{F}_{j-1}] \\ &\rightarrow Q + Z(1 - Z)N + Z^2Q - 2ZQ = Z(1 - Z)N + (1 - Z)^2Q. \end{aligned}$$

and so  $T_{2,j-1}$  converges almost surely to  $T_2 = Z^2(1 - Z)q_B (mN)^{-2} [ZN + (1 - Z)Q]$ . Finally, we have

$$\begin{aligned} E[N_j^2 X'_j (1 - X'_j) | \mathcal{F}_{j-1}] &= E[N_j^2 X'_j | \mathcal{F}_{j-1}] - E[N_j^2 (X'_j)^2 | \mathcal{F}_{j-1}] \\ &= Z_{j-1} E[N_j^2 | \mathcal{F}_{j-1}] - E[N_j^2 (X'_j)^2 | \mathcal{F}_{j-1}] \\ &\rightarrow ZQ - Z(1 - Z)N - Z^2Q = Z(1 - Z)(Q - N). \end{aligned}$$

and so  $T_{3,j-1}$  converges almost surely to  $T_3 = Z^2(1 - Z)^2 q_{AB} (mN)^{-2} (Q - N)$ . By Lemma B.1, condition c2) is satisfied with  $V = T_1 + T_2 - 2T_3$ . The proof is so concluded.  $\blacksquare$

**Theorem 3.11.** *Under the assumptions of Theorem 3.9, suppose also that*

$$E[N_n^{-1} | \mathcal{F}_{n-1}] \xrightarrow{a.s.} L, \quad (16)$$

where  $L$  is a (positive bounded) random variable.

Then

$$[\sqrt{n}(M_n - Z_n), \sqrt{n}(Z_n - Z)] \xrightarrow{stably} \mathcal{N}(0, U) \otimes \mathcal{N}(0, V),$$

where  $M_n$  is defined in (9),  $V$  is defined in (13) and  $U = V + Z(1 - Z)[L - 2N^{-1}]$ .

In particular, we have that  $\sqrt{n}(M_n - Z_n)$  converges stably to  $\mathcal{N}(0, U)$  and  $\sqrt{n}(M_n - Z)$  converges stably to  $\mathcal{N}(0, U + V)$ .

*Proof.* Thanks to what we have already proven in the previous proof, it suffices to verify that the following condition is satisfied (see Theorem C.2 applied to  $Y_n = X'_n$ ):

$$\text{c3) } n^{-1} \sum_{j=1}^n [X'_j - Z_{j-1} + j(Z_{j-1} - Z_j)]^2 \xrightarrow{P} U.$$

To this purpose, we apply Lemma B.1 with

$$Y_j = [X'_j - Z_{j-1} + j(Z_{j-1} - Z_j)]^2.$$

Indeed, by the assumptions, we have  $\sum_{j \geq 1} j^{-2} E[Y_j^2] < +\infty$ . Moreover, from what we have already seen in the previous proof, we can get

$$j^2 E[(Z_{j-1} - Z_j)^2 | \mathcal{F}_{j-1}] \xrightarrow{a.s.} V.$$

Moreover, leveraging the above computations, we have

$$\begin{aligned} E[(X'_j - Z_{j-1})^2 | \mathcal{F}_{j-1}] &= E[(X'_j)^2 | \mathcal{F}_{j-1}] - Z_{j-1}^2 \\ &= Z_{j-1}(1 - Z_{j-1})(S_{j-1} - 1)^{-1} \left( S_{j-1} E[N_j^{-1} | \mathcal{F}_{j-1}] - 1 \right) \xrightarrow{a.s.} Z(1 - Z)L. \end{aligned}$$

Finally, we observe that

$$\begin{aligned} j(X'_j - Z_{j-1})(Z_{j-1} - Z_j) &= -j(X'_j - Z_{j-1}) \frac{(1 - Z_{j-1})A_j N_j X'_j - Z_{j-1} B_j N_j (1 - X'_j)}{S_j} = \\ &= - \frac{j(1 - Z_{j-1})A_j N_j (X'_j)^2}{S_j} + \frac{jZ_{j-1}(1 - Z_{j-1})A_j N_j X'_j}{S_j} + \frac{jZ_{j-1}B_j N_j X'_j(1 - X'_j)}{S_j} - \frac{jZ_{j-1}^2 B_j N_j (1 - X'_j)}{S_j} = \\ &= -U_{1,j} + U_{2,j} + U_{3,j} - U_{4,j}. \end{aligned}$$

With the same techniques adopted in the previous proof, we can get

$$\begin{aligned} T_{1,j-1} &= E[U_{1,j} | \mathcal{F}_{j-1}] \xrightarrow{a.s.} T_1 = Z(1 - Z)^2/N + Z^2(1 - Z) \\ T_{2,j-1} &= E[U_{2,j} | \mathcal{F}_{j-1}] \xrightarrow{a.s.} T_2 = Z^2(1 - Z) \\ T_{3,j-1} &= E[U_{3,j} | \mathcal{F}_{j-1}] \xrightarrow{a.s.} T_3 = Z^2 - Z^2(1 - Z)/N - Z^3 = -Z^2(1 - Z)/N + Z^2(1 - Z) \\ T_{4,j-1} &= E[U_{4,j} | \mathcal{F}_{j-1}] \xrightarrow{a.s.} T_4 = Z^2(1 - Z) \end{aligned}$$

Summing up, we obtain the almost sure convergence of  $E[Y_j | \mathcal{F}_{j-1}]$  to  $U = V + Z(1 - Z)L + 2(-T_1 + T_2 + T_3 - T_4) = V + Z(1 - Z)(L - 2N^{-1})$ .  $\blacksquare$

**3.3. Probability distribution of the limit proportion in the case of equal reinforcement means.** When we are in case 2), the distribution of the limit proportion  $Z$  is unknown except in a few particular cases (see [3]). What we are able to prove in the general case is that it is diffuse (see Theorem 3.12 below) and to leverage the above central limit theorems in order to get asymptotic confidence intervals for  $Z$  (see Subsection 3.4 below).

**Theorem 3.12.** *Assume the same assumptions as in Theorem 3.9, then  $P(Z = z) = 0$  for all  $z \in [0, 1]$ .*

*Proof.* We already know that  $P(Z = 0) = P(Z = 1) = 0$  (see Theorem 3.8) In order to prove that  $P(Z = z) = 0$  for all  $z \in (0, 1)$ , we can argue exactly as done in [12, Cor. 4.1] or in Th. 3.2 in [14]. Since the key issue on which the proof is based is the almost sure conditional convergence of  $\sqrt{n}(Z_n - Z)$  with respect to  $\mathcal{F} = (\mathcal{F}_n)$  to a Gaussian kernel  $\mathcal{N}(0, V)$ , for some  $V > 0$  on  $\{Z \in (0, 1)\}$ .  $\blacksquare$

**3.4. Asymptotic confidence intervals for the limit proportion in the case of equal reinforcement means.** Suppose to be in case 2). By means of Theorem 3.9 and Theorem 3.11 (together with Theorem‘C.1), we can construct *asymptotic confidence intervals* for the limit proportion  $Z$ . More precisely, assume  $A_n \vee B_n \vee N_n \leq C$  and  $N_n \leq a + b$  (so that we are sure that  $N_n \leq S_{n-1}$  for each  $n$ ). Further suppose:

- (i) for each  $n$ , the random variable  $N_n$  is independent of  $\mathcal{F}_{n-1}$  and all the random variables  $N_n$  are identically distributed with mean value  $\mu$  and variance  $\sigma^2$  (so that conditions (10), (11) and (16) are satisfied with  $N = E[N_n] = \mu$ ,  $Q = E[N_n^2] = q_N = \sigma^2 + \mu^2$  and  $L = E[N_n^{-1}] = \eta$ );
- (ii) all the random vectors  $[A_n, B_n]$  (that are independent by assumption (A3)) are identically distributed (so that  $m = E[A_n] = E[B_n]$  and condition (12) is satisfied with  $q_A = E[A_n^2]$ ,  $q_B = E[B_n^2]$  and  $q_{AB} = E[A_n B_n]$ ).

Under the above assumptions, two asymptotic confidence intervals for  $Z$  are

$$Z_n \pm q_{1-\frac{\alpha}{2}} \sqrt{\frac{V_n}{n}} \quad \text{and} \quad M_n \pm q_{1-\frac{\alpha}{2}} \sqrt{\frac{W_n}{n}}, \quad (17)$$

where  $q_{1-\frac{\alpha}{2}}$  is the quantile of order  $1 - \frac{\alpha}{2}$  of the standard normal distribution,

$$V_n = Z_n(1 - Z_n) \times \frac{(1 - Z_n)q_{A,n}[(1 - Z_n)\mu_n + Z_n q_{N,n}] + Z_n q_{B,n}[Z_n \mu_n + (1 - Z_n)q_{N,n}] - 2Z_n(1 - Z_n)q_{AB,n}(q_{N,n} - \mu_n)}{(m_n \mu_n)^2},$$

with

$$\begin{aligned} m_n &= \frac{\sum_{j=1}^n A_j}{n}, & q_{A,n} &= \frac{\sum_{j=1}^n A_j^2}{n}, & q_{B,n} &= \frac{\sum_{j=1}^n B_j^2}{n}, & q_{AB,n} &= \frac{\sum_{j=1}^n A_j B_j}{n} \\ \mu_n &= \frac{\sum_{j=1}^n N_j}{n}, & q_{N,n} &= \frac{\sum_{j=1}^n N_j^2}{n}, \end{aligned} \quad (18)$$

and

$$W_n = V'_n + M_n(1 - M_n)[\eta_n - 2\mu_n^{-1}]$$

with  $V'_n$  equal to  $V_n$  but with  $M_n$  instead of  $Z_n$  and  $\eta_n = \frac{\sum_{j=1}^n N_j^{-1}}{n}$ .

Note that the second interval does not depend on the initial composition of the urn, which could be unknown.

Finally, we point out that the above assumption (i) can be replaced by the following one:

- (i') for each  $n$ , we have

$$E[N_{n+1}|\mathcal{F}_n] = f(Z_n), \quad E[N_{n+1}^2|\mathcal{F}_n] = g(Z_n), \quad E[N_{n+1}^{-1}|\mathcal{F}_n] = h(Z_n),$$

where  $f$ ,  $g$  and  $h$  are suitable continuous functions, so that conditions (10), (11) and (16) are satisfied with  $N = f(Z)$ ,  $Q = g(Z)$  and  $L = h(Z)$ .

Indeed, under (i') and (ii), we can obtain asymptotic confidence intervals for  $Z$  replacing  $\mu_n$  and  $q_{N,n}$  in the expression for  $V_n$  by  $f(Z_n)$  and  $g(Z_n)$ , respectively, and replacing  $\mu_n$ ,  $q_{N,n}$  and  $\eta_n$  in the expression for  $W_n$  by  $f(M_n)$ ,  $g(M_n)$  and  $h(M_n)$ , respectively.

4. EXAMPLES AND NUMERICAL ILLUSTRATIONS

Before considering special cases as illustration through numerical simulations, let us formulate some remarks.

**Remark 4.1.** ( *$N_n$  constant*)

If  $(N_n)$  is a sequence of integer numbers with  $N_n = h \in \{1, \dots, a + b\}$  except for a finite number of  $n$ , then we have  $N = h$ ,  $Q = h^2$  and  $L = h^{-1}$ .

**Remark 4.2.** ( *$N_n$  independent of the past*)

If, for each  $n$ , the random variable  $N_n$  is independent of  $\mathcal{F}_{n-1}$ , then we simply have  $E[N_n|\mathcal{F}_{n-1}] = E[N_n]$ ,  $E[N_n^2|\mathcal{F}_{n-1}] = E[N_n^2]$  and  $E[N_n^{-1}|\mathcal{F}_{n-1}] = E[N_n^{-1}]$ . Therefore, conditions (10), (11) and (16) are satisfied whenever the above sequences of mean values converge to suitably constants  $N$ ,  $Q$  and  $L$ . For instance, this happens when all the random variables  $N_n$  are identically distributed.

**Remark 4.3.** ( *$N_n$  almost surely convergent*)

If  $(N_n)$  is a sequence of integer-valued random variables with  $1 \leq N_n \leq C$  and converging almost surely to a random variable  $N$ , then (by Lemma B.2) conditions (10), (11) and (16) are satisfied and  $Q = N^2$  and  $L = N^{-1}$ . See, for instance, Example 4.2 in [12], where  $(N_n)$  is a symmetric random walk with two absorbing barriers.

In the following three examples, the random variables  $N_n$ ,  $A_n$  and  $B_n$  satisfies the assumptions collected in Section 3.4.

**Example 1a**

Take each  $N_n$  independent of  $\mathcal{F}_{n-1}$  and uniformly distributed on  $\{1, \dots, 5\}$ . In particular, assumption (i) in Section 3.4 is satisfied. Moreover, take  $A_n$  and  $B_n$  satisfying assumption (A3), independent and uniformly distributed on  $\{1, \dots, 5\}$ . We set  $a = b = 5$ . See Fig. 1 for samples.

**Example 1b**

Take each  $N_n$  independent of  $\mathcal{F}_{n-1}$  and uniformly distributed on  $\{1, \dots, 5\}$ . In particular, assumption (i) in Section 3.4 is satisfied. Moreover, take  $[A_n, B_n]$  satisfying assumption (A3) and such that

$$A_n \stackrel{d}{=} 1 + Y_1 \quad \text{and} \quad B_n \stackrel{d}{=} 1 + Y_2,$$

where  $Y_1$  and  $Y_2$  are, respectively, the first and the second component of a multinomial distribution associated to the parameters: size= 12, probabilities=(4/15,4/15,7/15). Thus the random variables  $A_n$  and  $B_n$  are negatively correlated. We set  $a = b = 5$ . See Fig. 2 for samples.

**Example 1c**

Set  $(N_n)_n$  be a sequence of random variables such that

$$N_n|\mathcal{F}_{n-1} \stackrel{d}{=} 1 + \mathcal{B}(\kappa, Z_{n-1}).$$

Moreover, take  $A_n$  and  $B_n$  satisfying assumption (A3), independent and uniformly distributed on  $\{1, \dots, 5\}$ . In particular, assumption (i') in Section 3.4 is satisfied (note that parameter  $\kappa$  is supposed known). Indeed, we have:

$$\begin{aligned} E[N_{n+1}|\mathcal{F}_n] &= 1 + \kappa Z_n \xrightarrow{a.s.} N = 1 + \kappa Z \\ E[N_{n+1}^2|\mathcal{F}_n] &= \kappa Z_n(1 - Z_n) + (1 + \kappa Z_n)^2 \xrightarrow{a.s.} Q = \kappa Z(1 - Z) + (1 + \kappa Z)^2 \\ E[N_{n+1}^{-1}|\mathcal{F}_n] &= \frac{1 - (1 - Z_n)^{\kappa+1}}{(\kappa + 1)Z_n} \xrightarrow{a.s.} \frac{1 - (1 - Z)^{\kappa+1}}{(\kappa + 1)Z} \end{aligned}$$

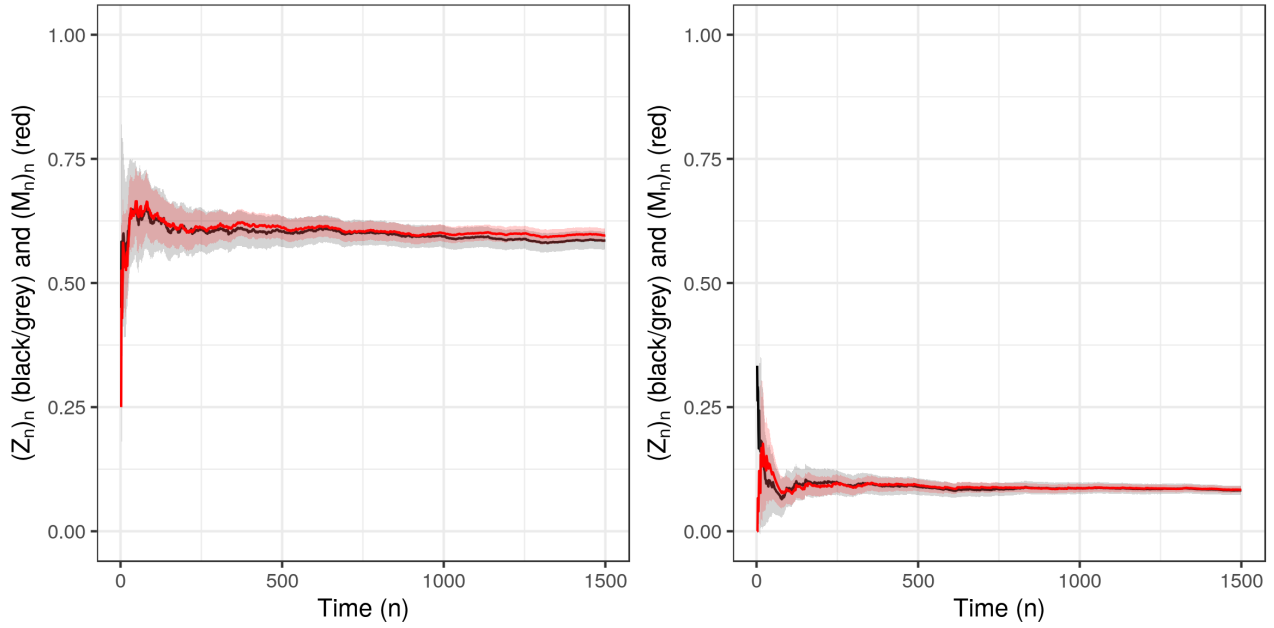


FIGURE 1. Case 1a. Time-horizon 1500. On each picture, one sample plot of  $(Z_n)_n$  (black) and  $(M_n)_n$  (red) with the corresponding confidence intervals for  $Z$  with  $\alpha = 0.05$  (resp. grey and red). The confidence intervals are the one given under assumptions (i) and (ii).

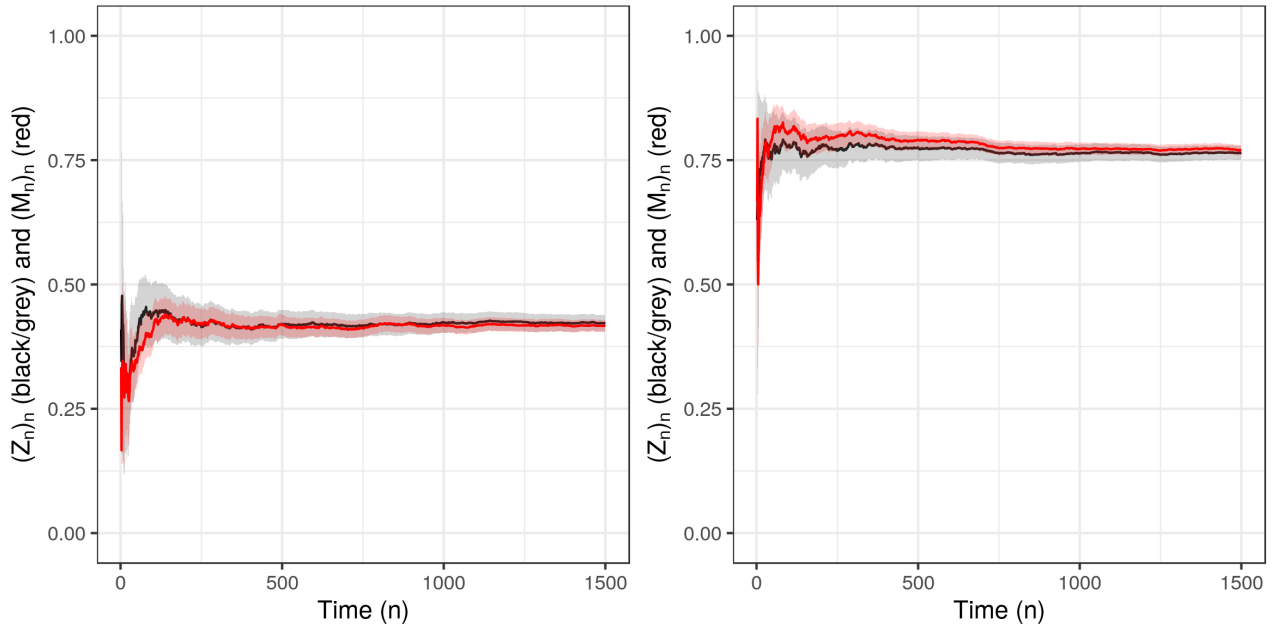


FIGURE 2. Case 1b. Time-horizon 1500. On each picture, one sample plot of  $(Z_n)_n$  (black) and  $(M_n)_n$  (red) with the corresponding confidence intervals for  $Z$  with  $\alpha = 0.05$  (resp. grey and red). The confidence intervals are the one given under assumptions (i) and (ii).



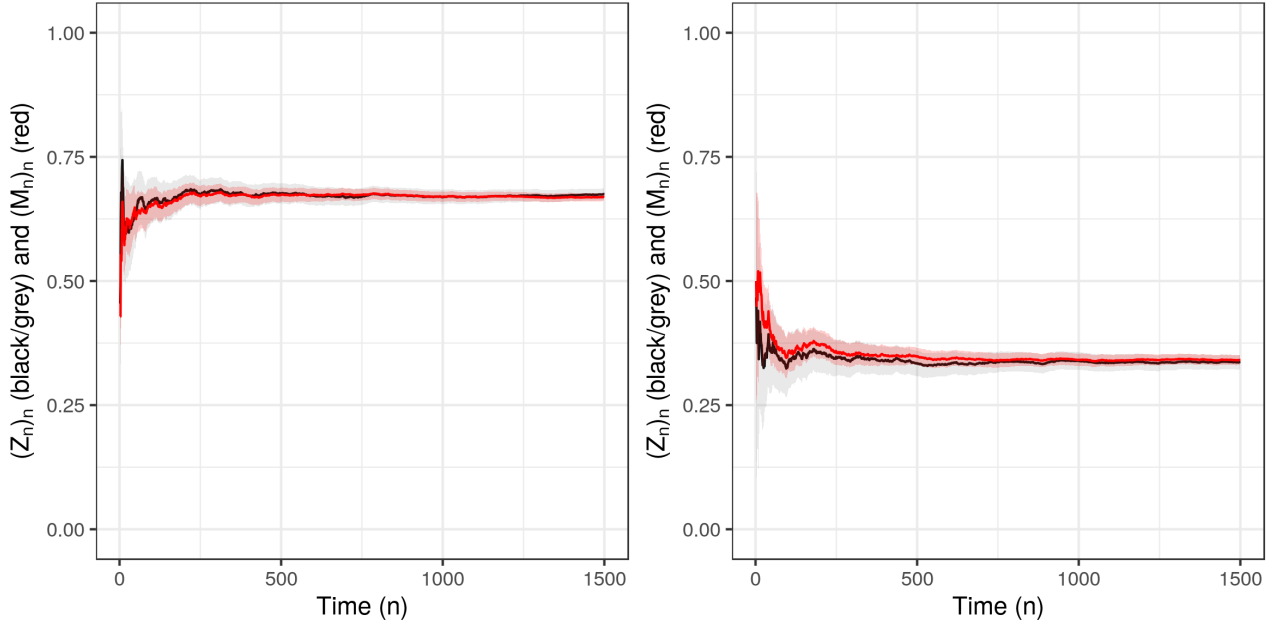


FIGURE 3. Case 1c. Time-horizon 1500. On each picture, one sample plot of  $(Z_n)_n$  (black) and  $(M_n)_n$  (red) with the corresponding confidence intervals for  $Z$  with  $\alpha = 0.05$  (resp. grey and red). The confidence intervals are the one given under assumptions (i') and (ii).

(recall that  $P(Z = 0) = 0$  by Theorem 3.12). We set  $\kappa = 10$  and  $a = b = 6$ . See Fig. 3 for samples.

In the following two examples, the random variables  $N_n$ ,  $A_n$  and  $B_n$  are bounded so that condition (7) holds true. Moreover, conditions (10), (11), (12) and (16) are satisfied and thus the above central limit theorems hold. The difference with the above examples lies in the fact that the random variables  $N_n$  are not identically distributed and also the random variables  $[A_n, B_n]$  are not identically distributed.

**Example 2a** Take each  $N_n$  independent of  $\mathcal{F}_{n-1}$  and such that

$$N_n \stackrel{d}{=} 2 + \mathcal{B}(\kappa, p_n),$$

with  $\kappa = 10$  and  $p_n = 1/\sqrt{n}$ . Moreover, take  $A_n$  and  $B_n$  satisfying assumption (A3), independent and such that

$$A_n \stackrel{d}{=} B_n \stackrel{d}{=} 1 + \mathcal{B}(\kappa', q_n),$$

with  $\kappa' = 5$  and  $q_n = \min(1, \frac{1}{2} + \frac{1}{\sqrt{n}})$ . We take  $a = b = 6$ . See Fig. 4 for samples.

**Example 2b**

This example is associated to Remark 4.3. Following Example 4.2 in [12], take  $(N_n)_n$  be a sequence of random variables defined through a symmetric nearest neighbors random walk with absorbing barriers. Given  $h \in \mathbb{N}$ , with  $3 \leq h \leq a + b$ , let  $\tilde{N}_1$  be a random variable with distribution

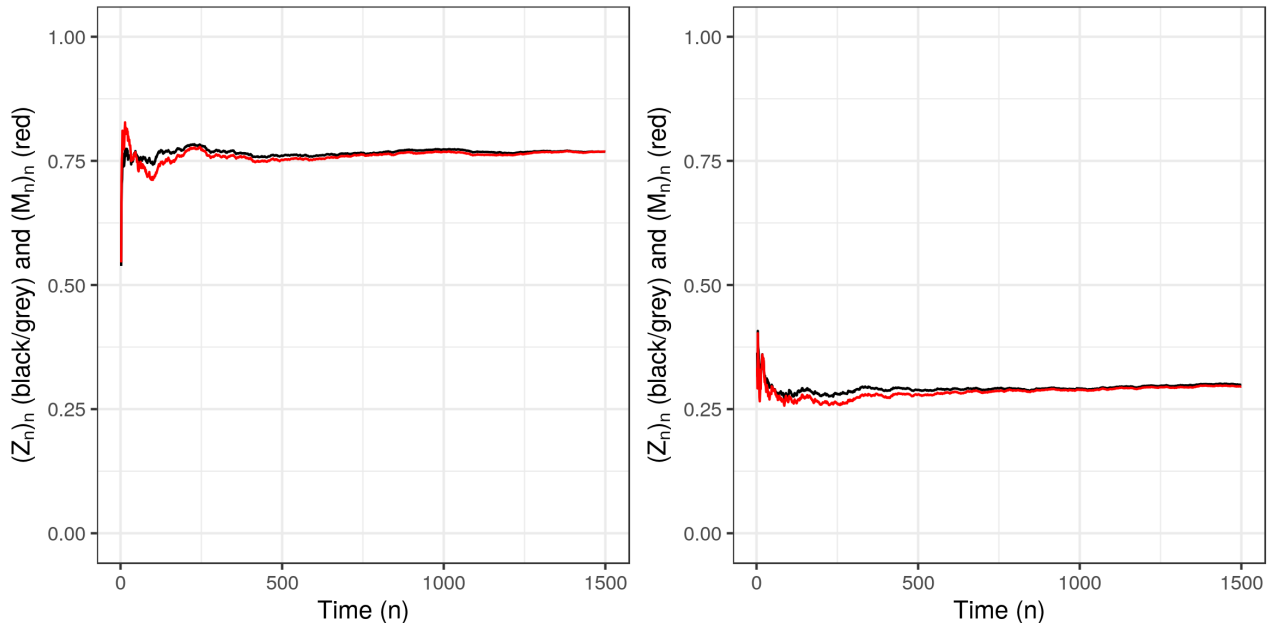


FIGURE 4. Case 2a. Time-horizon 1500. On each picture, one sample plot of  $(Z_n)_n$  and  $(M_n)_n$  (resp. black and red).

concentrated on  $\{2, \dots, h-1\}$  and set

$$\tilde{N}_n = \tilde{N}_1 + \sum_{j=2}^n Y_j \text{ for } n \geq 2,$$

$$T_1 = \inf\{n : \tilde{N}_n = 1\}, \quad T_h = \inf\{n : \tilde{N}_n = h\}$$

and

$$N_n = \tilde{N}_{T \wedge n} \text{ for } n \geq 1, \quad \text{with } T = T_1 \wedge T_h,$$

where each  $Y_j$  is independent of  $[\tilde{N}_1, X_1, A_1, B_1, Y_1, X_2, A_2, B_2, \dots, Y_{j-1}, X_{j-1}, A_{j-1}, B_{j-1}]$  and such that  $P(Y_j = -1) = P(Y_j = 1) = p \in (0, \frac{1}{2}]$  and  $P(Y_j = 0) = 1 - 2p$ . Then  $N_n \xrightarrow{a.s.} N = \tilde{N}_T$  where  $N = \mathbb{1}_{\{T=T_1\}} + h\mathbb{1}_{\{T=T_h\}}$ . We take  $A_n$  and  $B_n$  satisfying assumption (A3), independent and such that

$$A_n \stackrel{d}{=} B_n \stackrel{d}{=} 1 + \mathcal{B}(\kappa', q_n).$$

We consider specifically  $a = b = 30$ ,  $h = 50$ ,  $\tilde{N}_1$  uniformly distributed on  $\{2, \dots, h-1\}$ ,  $p = 1/4$ ,  $\kappa' = 5$  and  $q_n = \min(1, \frac{1}{2} + \frac{1}{\sqrt{n}})$ . See Fig. 5 for samples.

In the following example, the random variables  $N_n$ ,  $A_n$  and  $B_n$  are not bounded, but condition (7) is satisfied.

### Example 3

For each  $n \geq 1$ , take  $\tilde{N}_n$  independent of  $[\tilde{N}_1, X_1, A_1, B_1, \dots, \tilde{N}_{n-1}, X_{n-1}, A_{n-1}, B_{n-1}]$  and such that

$$\tilde{N}_n \stackrel{d}{=} 1 + \mathcal{B}(\kappa + \lceil n^{\frac{1}{3}} \rceil, p)$$

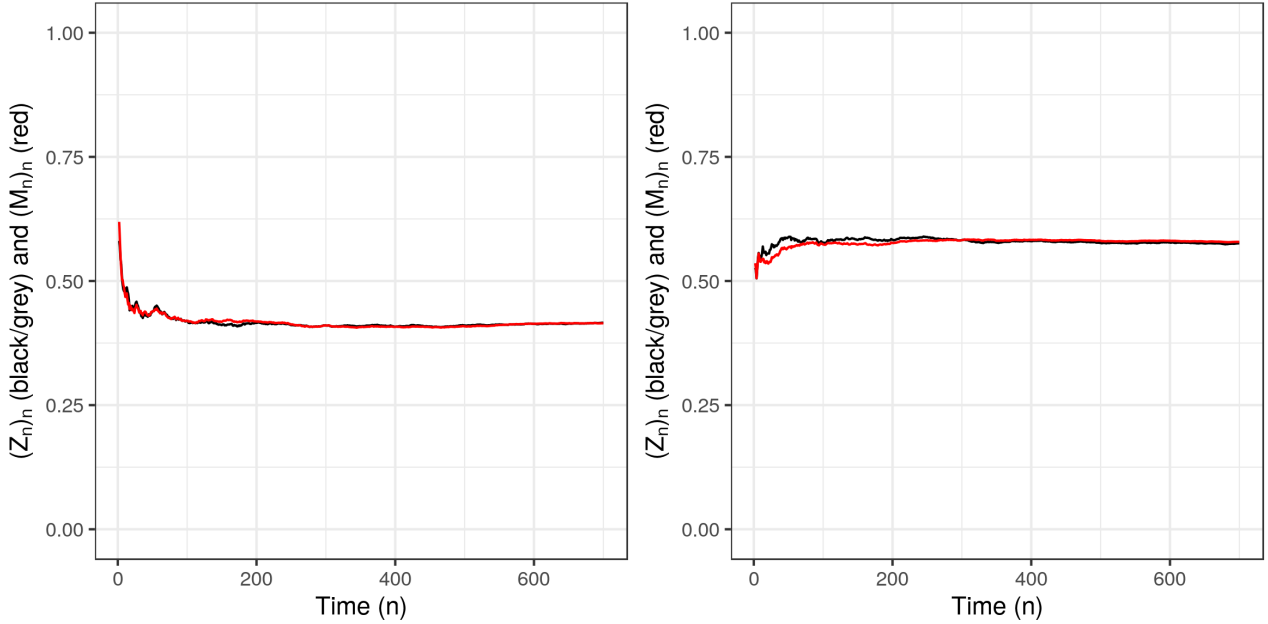


FIGURE 5. Case 2b. Time-horizon 700. On each picture, one sample plot of  $(Z_n)_n$  and  $(M_n)_n$  (resp. black and red).

with  $\kappa = 3$  and  $p = 1/10$ . Set  $N_n = \tilde{N}_n \wedge S_{n-1}$  for each  $n \geq 1$ . Take  $A_n$  and  $B_n$  satisfying assumption (A3), independent and such that

$$A_n \stackrel{d}{=} B_n \stackrel{d}{=} 1 + \text{neg}\mathcal{B}(r, p_n),$$

where  $\text{neg}\mathcal{B}(r, p_n)$  means the negative binomial distribution with parameters  $r = 3$  and  $p_n = 1/\sqrt{n+1}$ , that is with mean value equal to  $rp_n/(1-p_n)$  and variance equal to  $rp_n/(1-p_n)^2$ . Condition (7) is satisfied because

$$E[(A_n + B_n)^2] = O(1) \quad \text{and} \quad E[N_n^2] \leq E[\tilde{N}_n^2] = O(n^{2/3}).$$

We set  $a = b = 5$ . See Fig. 6 for samples.

The last two examples below are related to the case  $m_A > m_B$ . Note that the time of the almost sure convergence to 1, proven above, depends on the difference  $m_A - m_B$ . Thus, when this difference is small, it may be difficult to guess the right asymptotic behaviour only through simulations.

**Example 4a**

Take each  $N_n$  independent of  $\mathcal{F}_{n-1}$  and uniformly distributed on  $\{1, \dots, 5\}$ . Take  $[A_n, B_n]$  satisfying assumption (A3) and taking values  $(1, 1), (3, 1), (1, 3), (3, 3)$  with respective probabilities  $\frac{3}{16}, \frac{1}{4}, \frac{1}{16}, \frac{1}{2}$ . It holds  $m_A = 2.5$  and  $m_B = 2.125$ . We set  $a = b = 5$ . See Fig. 7 for samples.

**Example 4b**

Take each  $N_n$  independent of  $\mathcal{F}_{n-1}$  and uniformly distributed on  $\{1, \dots, 5\}$ . Take  $[A_n, B_n]$  satisfying assumption (A3) and taking values  $(1, 1), (10, 1), (1, 3), (10, 3)$  with respective probabilities  $\frac{1}{5}, \frac{2}{5}, \frac{1}{5}, \frac{1}{5}$ . It holds  $m_A = 6.4$  and  $m_B = 1.8$ . We set  $a = b = 5$ . See Fig. 8 for samples.

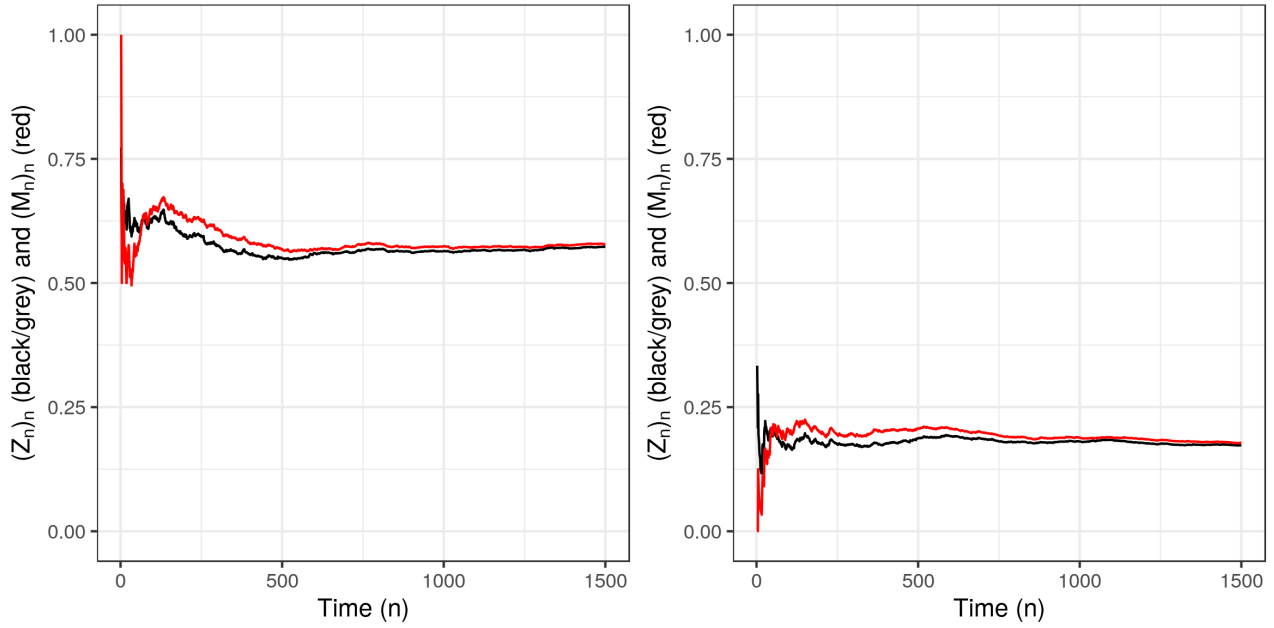


FIGURE 6. Case 3. Time-horizon 1500. On each picture, one sample plot of  $(Z_n)_n$  and  $(M_n)_n$  (resp. black and red).

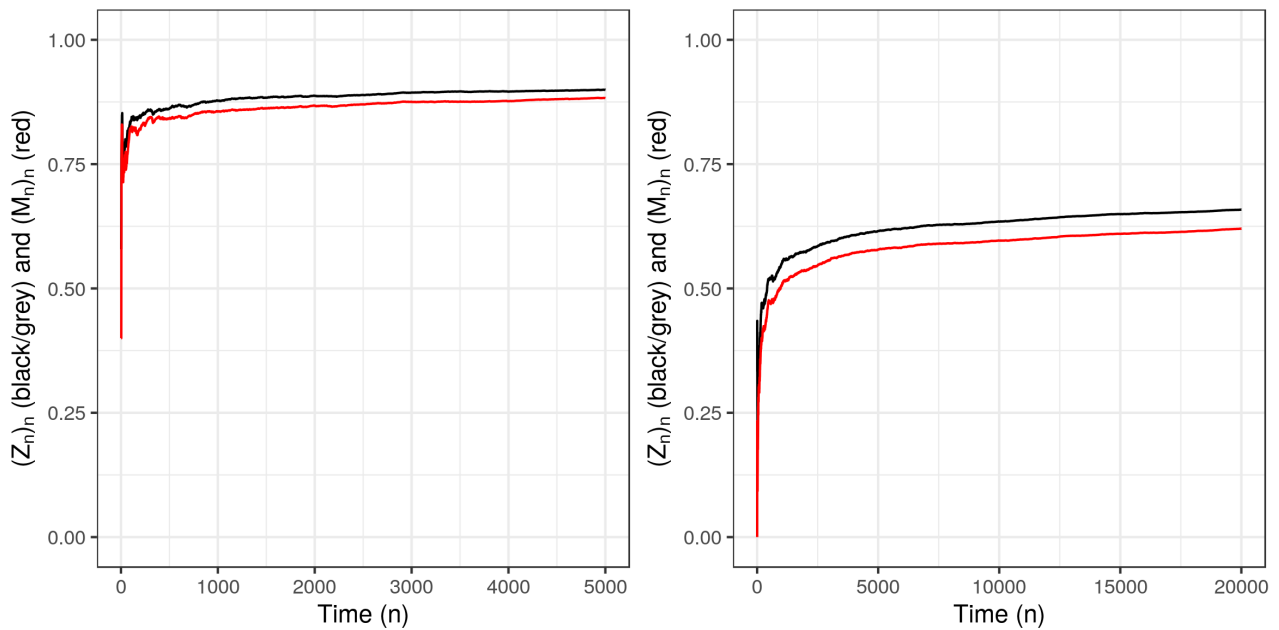


FIGURE 7. Case 4a. Time-horizon 5.000 (left), 20.000 (right). On each picture, one sample plot of  $(Z_n)_n$  and  $(M_n)_n$  (resp. black and red).

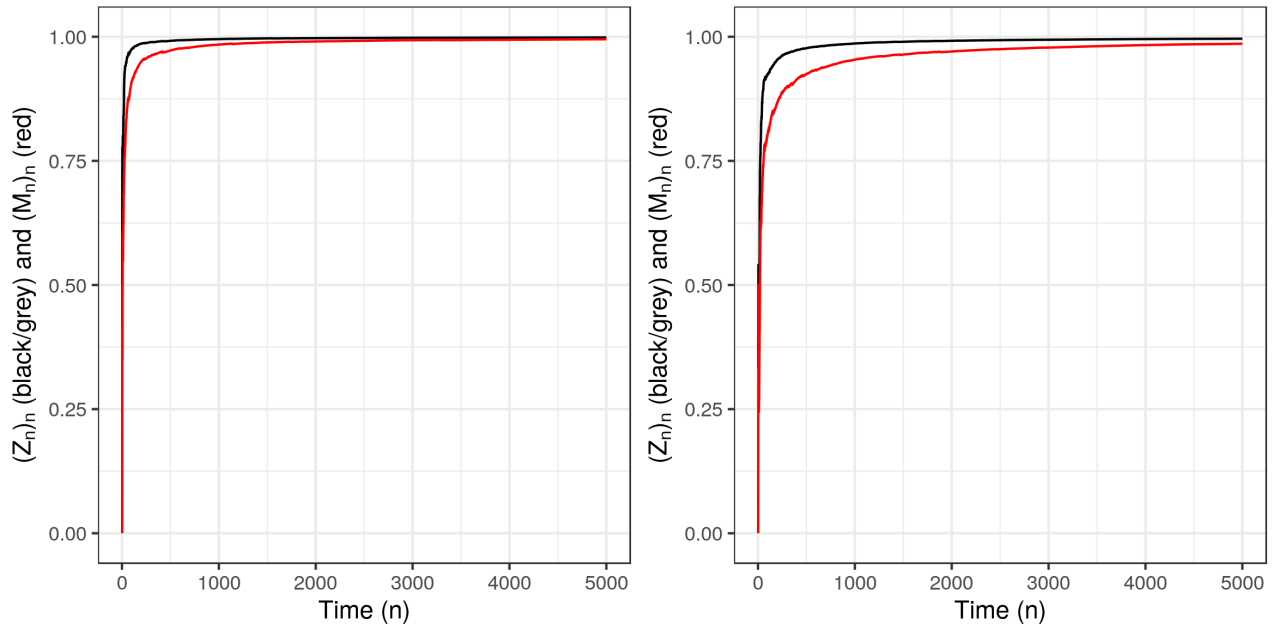


FIGURE 8. Case 4b. Time-horizon 5.000. On each picture, one sample plot of  $(Z_n)_n$  and  $(M_n)_n$  (resp. black and red).

### Acknowledgments

Irene Crimaldi and Ida Minelli are members of the Italian Group “Gruppo Nazionale per l’Analisi Matematica, la Probabilità e le loro Applicazioni” of the Italian Institute “Istituto Nazionale di Alta Matematica”. P.-Y. Louis acknowledges the International Associated Laboratory Ypatia Laboratory of Mathematical Sciences (LYSM) for funding travel expenses.

### Funding Sources

Irene Crimaldi is partially supported by the Italian “Programma di Attività Integrata” (PAI), project “TOol for Fighting FakeEs” (TOFFE) funded by IMT School for Advanced Studies Lucca.

### Declaration

All the authors equally contributed to this work.

## APPENDIX A. TECHNICAL RESULTS

Consider the model and the assumptions described in Section 2.

**Lemma A.1.** *Suppose  $A_n \vee B_n \vee N_n \leq C$  for some (integer) constant  $C$ . Let  $p_{n+1,k} = p_k(N_{n+1}, S_n, H_n)$  be the values of the hypergeometric distribution with parameters  $N_{n+1}$ ,  $S_n$  and  $H_n$  (see (5)). Then, we have*

$$1 - p_{n+1, N_{n+1}} = \frac{K_n}{S_n} (1 + O(1)) = O(K_n/S_n).$$

*Proof.* If  $N_{n+1} = 1$ , we simply have  $1 - p_{n+1, N_{n+1}} = K_n/S_n$ . By Lemma 3.1, we have  $H_n \geq C$  for  $n$  large enough (and so  $H_n \geq N_{n+1}$  for  $n$  large enough). Therefore, for  $n$  large enough, we have

$$\begin{aligned} 1 - p_{n+1, N_{n+1}} &= 1 - \prod_{j=1}^{N_{n+1}} \frac{H_n - j + 1}{S_n - j + 1} = \frac{H_n + K_n}{S_n} - \prod_{j=1}^{N_{n+1}} \frac{H_n - j + 1}{S_n - j + 1} \\ &= \frac{K_n}{S_n} + \frac{H_n}{S_n} \left[ 1 - \prod_{j=2}^{N_{n+1}} \frac{H_n - j + 1}{S_n - j + 1} \right] \\ &= \frac{K_n}{S_n} + \frac{H_n}{S_n} \frac{\prod_{j=1}^{N_{n+1}-1} (S_n - j) - \prod_{j=1}^{N_{n+1}-1} (H_n - j)}{\prod_{j=1}^{N_{n+1}-1} (S_n - j)} \\ &= \frac{K_n}{S_n} + \frac{H_n}{S_n} \frac{(S_n - H_n) f(S_n, H_n)}{\prod_{j=1}^{N_{n+1}-1} (S_n - j)} = \frac{K_n}{S_n} \left( 1 + \frac{H_n f(S_n, H_n)}{\prod_{j=1}^{N_{n+1}-1} (S_n - j)} \right), \end{aligned}$$

where  $f(x, y) = 1$  when  $N_{n+1} = 2$  and  $f(x, y) = \sum_{j=1}^{N_{n+1}-2} a_j x^j + b_j y^j + c$  when  $N_{n+1} \geq 3$ . Therefore, since  $H_n \leq S_n$  and  $S_n \rightarrow +\infty$  almost surely (by Lemma 3.1), we have  $H_n f(S_n, H_n) / \prod_{j=1}^{N_{n+1}-1} (S_n - j) = O(1)$ .  $\blacksquare$

**Lemma A.2.** *Suppose to be in case 2). For  $e > 1$ ,  $H_n/K_n^e$  and  $K_n/H_n^e$  are eventually (positive) supermartingales and so they converge almost surely to a finite random variable.*

*Proof.* The proof used in order to prove that  $Q_n = K_n/H_n^e$  is eventually a positive supermartingale in the proof of Theorem 3.2 does not work now, because we have  $e > 1$  and the inequality  $(1-x)^e \leq$

$1 - ex$  is not true. Therefore we need a different proof. We observe that

$$\begin{aligned} E \left[ \frac{H_{n+1}}{K_{n+1}^e} - \frac{H_n}{K_n^e} \mid \mathcal{H}_n \right] &= E \left[ \frac{H_{n+1}}{K_n^e} - \frac{H_n}{K_n^e} + \frac{H_{n+1}}{K_{n+1}^e} - \frac{H_{n+1}}{K_n^e} \mid \mathcal{H}_n \right] = \\ &= \sum_{k \in \mathcal{X}_{n+1}} p_{n+1,k} \left( \frac{H_n + A_{n+1}k}{K_n^e} - \frac{H_n}{K_n^e} \right) + p_{n+1,k}(H_n + A_{n+1}k) \left( \frac{1}{(K_n + B_{n+1}(N_{n+1} - k))^e} - \frac{1}{K_n^e} \right) = \\ &= \sum_{k \in \mathcal{X}_{n+1}} p_{n+1,k} \frac{A_{n+1}k}{K_n^e} + \sum_{k \in \mathcal{X}_{n+1} \setminus \{N_{n+1}\}} p_{n+1,k}(H_n + A_{n+1}k) \left( \frac{1}{(K_n + B_{n+1}(N_{n+1} - k))^e} - \frac{1}{K_n^e} \right). \end{aligned}$$

Using the Taylor expansion of the function  $f(x) = 1/(c+x)^e$  with  $c = K_n$  and  $x = B_{n+1}(N_{n+1} - k)$ , we can choose a constant  $\theta$  such that eventually

$$\left( \frac{1}{(K_n + B_{n+1}(N_{n+1} - k))^e} - \frac{1}{K_n^e} \right) \leq -\frac{e}{K_n^{e+1}} \left( B_{n+1}(N_{n+1} - k) - \frac{\theta}{K_n} \right).$$

Therefore the last term of the above equalities is eventually smaller or equal than

$$\frac{H_n}{K_n^e} \left\{ \sum_{k \in \mathcal{X}_{n+1}} \left( \frac{A_{n+1}k}{H_n} - e \frac{B_{n+1}(N_{n+1} - k)}{K_n} \right) p_{n+1,k} + e\theta \sum_{k \in \mathcal{X}_{n+1} \setminus \{N_{n+1}\}} \frac{(1 + A_{n+1}k/H_n)}{K_n^2} p_{n+1,k} \right\}.$$

Now, we observe that

$$E \left[ \sum_{k \in \mathcal{X}_{n+1}} \left( \frac{A_{n+1}k}{H_n} - e \frac{B_{n+1}(N_{n+1} - k)}{K_n} \right) p_{n+1,k} \mid \mathcal{G}_n \right] = m_{n+1} \frac{N_{n+1}}{S_n} (1 - e)$$

and (using  $\lim_n m_n = m > 0$ ,  $N_{n+1} \geq 1$  and Lemma A.1)

$$E \left[ \sum_{k \in \mathcal{X}_{n+1} \setminus \{N_{n+1}\}} \frac{(1 + A_{n+1}k/H_n)}{K_n^2} p_{n+1,k} \mid \mathcal{G}_n \right] \leq \frac{(1 - p_{n+1, N_{n+1}})}{K_n^2} + \frac{m_{n+1} N_{n+1}}{S_n K_n^2} = O(1/(S_n K_n)).$$

Therefore, we have

$$E \left[ \frac{H_{n+1}}{K_{n+1}^e} - \frac{H_n}{K_n^e} \mid \mathcal{G}_n \right] \leq m_{n+1} \frac{H_n}{K_n^e} \frac{N_{n+1}}{S_n} [-(e-1) + O(1/K_n)]$$

and so, since  $e > 1$  and  $K_n \uparrow +\infty$  (by Lemma 3.1), we can conclude that the above conditional expectation is definitely negative.  $\blacksquare$

**Lemma A.3.** *Under the assumptions of Theorem 3.8, we have  $1/K_n = O(1/n^\gamma)$  and  $1/H_n = O(1/n^\gamma)$  for some  $\gamma > 0$ .*

*Proof.* This proof is essentially the same as the one of Lemma A.1(iv) in [32]. However, for the reader's convenience, we here rewrite it with all the details. Since  $S_n/n = (H_n + K_n)/n$  converges almost surely to  $mN$ , we have that eventually  $S_n = (H_n + K_n) > nmN/4$  almost surely. Let  $F_H = \{H_n > nmN/4 \text{ eventually}\}$  and  $F_K = \{K_n > nmN/4 \text{ eventually}\}$ . Since  $(Z_n)$  converges almost surely to  $Z$  with values in  $[0, 1]$ , then  $H_n/K_n = Z_n/(1 - Z_n)$  converges almost surely to a random variable with values in  $[0, +\infty]$ . It follows that  $P(F_H \cup F_K) = 1$ . Indeed, on  $(F_H \cup F_K)^c = F_H^c \cap F_K^c$ , we have  $\liminf H_n/n \leq mN/4$ ,  $\liminf_n K_n/n \leq mN/4$  and  $H_n + K_n > nmN/4$  almost surely and so, since we can write  $K_n/H_n = (H_n + K_n)/H_n - 1$  and  $H_n/K_n = (H_n + K_n)/K_n - 1$ , we have  $\liminf_n H_n/K_n \leq 1/2 < 2 \leq \limsup_n H_n/K_n$ . This means that on  $(F_H \cup F_K)^c$ ,  $H_n/K_n$  does not converge and hence  $P((F_H \cup F_K)^c) = 0$ . In order to conclude, it is enough to prove that on  $F_H$  (resp.  $F_K$ ),  $K_n$  (resp.  $H_n$ ) is eventually greater than  $n^\gamma$  for  $\gamma > 0$

(up to a multiplicative constant).

Now, by Lemma A.2,  $H_n/K_n^e$  is bounded and we know that  $K_n \uparrow +\infty$  (see Lemma 3.1). Therefore, for each  $\epsilon > 0$ , we have  $H_n/K_n^{e+\epsilon} \rightarrow 0$  almost surely and so  $H_n/K_n^{e+\epsilon} < 1$  eventually. Therefore on  $F_H$ , we eventually have  $K_n^{e+\epsilon} = (H_n/K_n^{e+\epsilon})^{-1}H_n > nmN/4 \geq nm/4$ , i.e.  $K_n > n^\gamma$  eventually (up to a multiplicative constant) with  $\gamma = 1/(e + \epsilon) > 0$ . Similarly, on  $F_K$ , we have  $H_n > n^\gamma$  eventually (up to a multiplicative constant) with  $\gamma = 1/(e + \epsilon) > 0$ . ■

## APPENDIX B. SOME AUXILIARY RESULTS

For reader's convenience, we state here some general results:

**Lemma B.1.** (Lemma 2 in [5])

Let  $(Y_n)$  be a sequence of real random variables, adapted to a filtration  $\mathcal{F}$ . If  $\sum_{j \geq 1} j^{-2} E[Y_j^2] < +\infty$  and  $E[Y_j | \mathcal{F}_{j-1}] \xrightarrow{a.s.} Y$  for some real random variable  $Y$ , then

$$n \sum_{j \geq n} \frac{Y_j}{j^2} \xrightarrow{a.s.} Y, \quad \frac{1}{n} \sum_{j=1}^n Y_j \xrightarrow{a.s.} Y.$$

**Lemma B.2.** (Th. 2 in [7] or a special case of Lemma A.2 in [11])

Let  $\mathcal{F}$  be a filtration and set  $\mathcal{F}_\infty = \bigvee_n \mathcal{F}_n$ . Then, for each sequence  $(Y_n)$  of integrable complex random variables, which is dominated in  $L^1$  and which converges almost surely to a complex random variable  $Y$ , the conditional expectation  $E[Y_n | \mathcal{F}_n]$  converges almost surely to the conditional expectation  $E[Y | \mathcal{F}_\infty]$ .

## APPENDIX C. STABLE CONVERGENCE AND ITS VARIANTS

This brief appendix contains some basic definitions and results concerning stable convergence and its variants. For more details, we refer the reader to [11, 13, 16, 18] and the references therein.

Let  $(\Omega, \mathcal{A}, P)$  be a probability space, and let  $S$  be a Polish space, endowed with its Borel  $\sigma$ -field. A kernel on  $S$ , or a random probability measure on  $S$ , is a collection  $K = \{K(\omega) : \omega \in \Omega\}$  of probability measures on the Borel  $\sigma$ -field of  $S$  such that, for each bounded Borel real function  $f$  on  $S$ , the map

$$\omega \mapsto Kf(\omega) = \int f(x) K(\omega)(dx)$$

is  $\mathcal{A}$ -measurable. Given a sub- $\sigma$ -field  $\mathcal{H}$  of  $\mathcal{A}$ , a kernel  $K$  is said  $\mathcal{H}$ -measurable if all the above random variables  $Kf$  are  $\mathcal{H}$ -measurable.

On  $(\Omega, \mathcal{A}, P)$ , let  $(Y_n)_n$  be a sequence of  $S$ -valued random variables, let  $\mathcal{H}$  be a sub- $\sigma$ -field of  $\mathcal{A}$ , and let  $K$  be a  $\mathcal{H}$ -measurable kernel on  $S$ . Then we say that  $Y_n$  converges  $\mathcal{H}$ -stably to  $K$ , and we write  $Y_n \rightarrow K$   $\mathcal{H}$ -stably, if

$$P(Y_n \in \cdot | H) \xrightarrow{weakly} E[K(\cdot) | H] \quad \text{for all } H \in \mathcal{H} \text{ with } P(H) > 0,$$

where  $K(\cdot)$  denotes the random variable defined, for each Borel set  $B$  of  $S$ , as  $\omega \mapsto KI_B(\omega) = K(\omega)(B)$ . In the case when  $\mathcal{H} = \mathcal{A}$ , we simply say that  $Y_n$  converges stably to  $K$  and we write  $Y_n \rightarrow K$  stably. Clearly, if  $Y_n \rightarrow K$   $\mathcal{H}$ -stably, then  $Y_n$  converges in distribution to the probability distribution  $E[K(\cdot)]$ . Moreover, the  $\mathcal{H}$ -stable convergence of  $Y_n$  to  $K$  can be stated in terms of the following convergence of conditional expectations:

$$E[f(Y_n) | \mathcal{H}] \xrightarrow{\sigma(L^1, L^\infty)} Kf \tag{19}$$



for each bounded continuous real function  $f$  on  $S$ .

in [16] the notion of  $\mathcal{H}$ -stable convergence is firstly generalized in a natural way replacing in (19) the single sub- $\sigma$ -field  $\mathcal{H}$  by a collection  $\mathcal{G} = (\mathcal{G}_n)_n$  (called conditioning system) of sub- $\sigma$ -fields of  $\mathcal{A}$  and then it is strengthened by substituting the convergence in  $\sigma(L^1, L^\infty)$  by the one in probability (i.e. in  $L^1$ , since  $f$  is bounded). Hence, according to [16], we say that  $Y_n$  converges to  $K$  *stably in the strong sense*, with respect to  $\mathcal{G} = (\mathcal{G}_n)_n$ , if

$$E[f(Y_n) | \mathcal{G}_n] \xrightarrow{P} Kf \quad (20)$$

for each bounded continuous real function  $f$  on  $S$ .

Finally, a strengthening of the stable convergence in the strong sense can be naturally obtained if in (20) we replace the convergence in probability by the almost sure convergence (see [11]): given a conditioning system  $\mathcal{G} = (\mathcal{G}_n)_n$ , we say that  $Y_n$  converges to  $K$  in the sense of the *almost sure conditional convergence*, with respect to  $\mathcal{G}$ , if

$$E[f(Y_n) | \mathcal{G}_n] \xrightarrow{a.s.} Kf$$

for each bounded continuous real function  $f$  on  $S$ .

We conclude recalling two results:

**Theorem C.1.** (Lemma 1 in [5])

Suppose that  $C_n$  and  $D_n$  are  $S$ -valued random variables, that  $M$  and  $N$  are kernels on  $S$ , and that  $\mathcal{G} = (\mathcal{G}_n)_n$  is a filtration satisfying  $\sigma(C_n) \subseteq \mathcal{G}_n$  and  $\sigma(D_n) \subseteq \sigma(\cup_n \mathcal{G}_n)$  for all  $n$ . If  $C_n$  stably converges to  $M$  and  $D_n$  converges to  $N$  stably in the strong sense, with respect to  $\mathcal{G}$ , then  $[C_n, D_n] \rightarrow M \otimes N$  stably. (Here,  $M \otimes N$  is the kernel on  $S \times S$  such that  $(M \otimes N)(\omega) = M(\omega) \otimes N(\omega)$  for all  $\omega$ .)

This last result contains as a special case the fact that stable convergence and convergence in probability combine well: that is, if  $C_n$  stably converges to  $M$  and  $D_n$  converges in probability to a random variable  $D$ , then  $(C_n, D_n)$  stably converges to  $M \otimes \delta_D$ , where  $\delta_D$  denotes the Dirac kernel concentrated in  $D$ . In particular, if  $M$  is the Gaussian kernel  $\mathcal{N}(0, D)$ , we have  $C_n/\sqrt{D_n} \rightarrow \mathcal{N}(0, 1)$  stably.

**Theorem C.2.** (See Th. 1 together with Prop. 1 in [5] and Th. 10 in [6])

Let  $(Y_n)$  be a bounded sequence of real random variables, adapted to a filtration  $\mathcal{G} = (\mathcal{G}_n)$ . Set

$$Z_n = E[Y_{n+1} | \mathcal{G}_n] \quad \text{and} \quad M_n = \frac{1}{n} \sum_{j=1}^n Y_j.$$

Suppose that  $n^3 E[(E[Z_{n+1} | \mathcal{G}_n] - Z_n)^2] \rightarrow 0$ .

Then,  $Z_n \xrightarrow{a.s.} Z$  and  $M_n \xrightarrow{a.s.} Z$  for some real random variable  $Z$ . Moreover,  $\sqrt{n}(Z_n - Z)$  converges in the sense of the almost sure conditional convergence with respect to  $\mathcal{G}$  toward the Gaussian kernel  $\mathcal{N}(0, V)$  for some real random variable  $V$ , provided

- c1)  $E[\sup_{j \geq 1} \sqrt{j} |Z_{j-1} - Z_j|] < +\infty$ ,
- c2)  $n \sum_{j \geq n} (Z_{j-1} - Z_j)^2 \xrightarrow{a.s.} V$ .

If condition

- c3)  $n^{-1} \sum_{j=1}^n [Y_j - Z_{j-1} + j(Z_{j-1} - Z_j)]^2 \xrightarrow{P} U$

is also satisfied for some real random variable  $U$ , then

$$[\sqrt{n}(M_n - Z_n), \sqrt{n}(Z_n - Z)] \xrightarrow{\text{stably}} \mathcal{N}(0, U) \otimes \mathcal{N}(0, V).$$

In particular, we have  $\sqrt{n}(M_n - Z_n) \rightarrow \mathcal{N}(0, U)$  stably and  $\sqrt{n}(M_n - Z) \rightarrow \mathcal{N}(0, U + V)$  stably.

## REFERENCES

- [1] R. Aguech, N. Lasmar, and O. Selmi. A generalized urn with multiple drawing and random addition. *Annals of the Institute of Statistical Mathematics*, 71(2):389–408, Apr. 2019.
- [2] R. Aguech and O. Selmi. Unbalanced multi-drawing urn with random addition matrix. *Arab Journal of Mathematical Sciences*, 2019.
- [3] D. A. Aoudia and F. Perron. A new randomized Pólya urn model. *Appl. Math.*, 3:2118–2122, 2012.
- [4] P. Berti, I. Crimaldi, L. Pratelli, and P. Rigo. Central limit theorems for multicolor urns with dominated colors. *Stoch. Process. their Appl.*, 120(8):1473–1491, 2010.
- [5] P. Berti, I. Crimaldi, L. Pratelli, and P. Rigo. A central limit theorem and its applications to multicolor randomly reinforced urns. *Journal of Applied Probability*, 48(2):527–546, 2011.
- [6] P. Berti, I. Crimaldi, L. Pratelli, and P. Rigo. Central limit theorems for an Indian buffet model with random weights. *The Annals of Applied Probability*, 25(2):523–547, 2015.
- [7] D. Blackwell and L. Dubins. Merging of opinions with increasing information. *The Annals of Mathematical Statistics*, 33(3):882–886, 1962.
- [8] M.-R. Chen. A time dependent Pólya urn with multiple drawings. *Probab. Eng. Informational Sci.*, 34(4):469–483, 2020.
- [9] M.-R. Chen and M. Kuba. On generalized Pólya urn models. *J. Appl. Prob.*, 50:1169–1186, 2013.
- [10] M.-R. Chen and C.-Z. Wei. A new urn model. *Journal of Applied Probability*, 42(4):964–976, Dec. 2005.
- [11] I. Crimaldi. An almost sure conditional convergence result and an application to a generalized Pólya urn. *Int. Math. Forum*, 4(21-24):1139–1156, 2009.
- [12] I. Crimaldi. Central limit theorems for a hypergeometric randomly reinforced urn. *Journal of Applied Probability*, 53(3):899–913, 2016.
- [13] I. Crimaldi. *Introduzione alla nozione di convergenza stabile e sue varianti (Introduction to the notion of stable convergence and its variants)*, volume 57. Unione Matematica Italiana, Monograf s.r.l., Bologna, Italy., 2016. Book written in Italian.
- [14] I. Crimaldi, P. Dai Pra, and I. G. Minelli. Fluctuation theorems for synchronization of interacting Pólya’s urns. *Stochastic Process. Appl.*, 126(3):930–947, 2016.
- [15] I. Crimaldi and F. Leisen. Asymptotic Results for a Generalized Pólya Urn with ”Multi-Updating” and Applications to Clinical Trials. *Commun. Stat. - Theory Methods*, 37(17):2777–2794, July 2008.
- [16] I. Crimaldi, G. Letta, and L. Pratelli. A strong form of stable convergence. In *Séminaire de Probabilités XL*, volume 1899 of *Lecture Notes in Math.*, pages 203–225. Springer, Berlin, 2007.
- [17] F. Eggenberger and G. Pólya. Über die Statistik verketteter Vorgänge. *Z. Angewandte Math. Mech.*, 3:279–289, 1923.
- [18] P. Hall and C. C. Heyde. *Martingale limit theory and its application*. Academic Press, Inc. [Harcourt Brace Jovanovich, Publishers], New York-London, 1980. Probability and Mathematical Statistics.
- [19] I. Higuera, J. Moler, F. Plo, and M. San Miguel. Central limit theorems for generalized Pólya urn models. *Journal of Applied Probability*, 43(4):938–951, 2006.
- [20] S. Idriss and N. Lasmar. Limit Theorems for Stochastic Approximations Algorithms With Application to General Urn Models. Hal-01726014, 2018.
- [21] N. Johnson, S. Kotz, and H. Mahmoud. Pólya-Type Urn Models with Multiple Drawings. *J. Iran. Stat. Soc.*, 3(2):165–173, 2004.
- [22] S. Kotz and N. Balakrishnan. *Advances in Urn Models during the Past Two Decades*, chapter 14, pages 203–257. Statistics for Industry and Technology. Birkhäuser Boston, 1997.
- [23] M. Kuba. Classification of urn models with multiple drawings. Preprint Arxiv 1612.04354, 2016.
- [24] M. Kuba, H. Mahmoud, and A. Panholzer. Analysis of a generalized Friedman’s urn with multiple drawings. *Discrete Appl. Math.*, 161(18):2968–2984, Dec. 2013.
- [25] M. Kuba and H. M. Mahmoud. Two-color balanced affine urn models with multiple drawings. *Adv. in Appl. Math.*, 90:1–26, Sept. 2017.
- [26] M. Kuba and H. Sulzbach. On martingale tail sums in affine two-color urn models with multiple drawings. *J. Appl. Probab.*, 54(1):96–117, 2017.
- [27] B. Laslier and J.-F. Laslier. Reinforcement learning from comparisons: Three alternatives are enough, two are not. *Ann. Appl. Probab.*, 27(5):2907–2925, Oct. 2017.

- [28] N. Lasmar, C. Mailler, and O. Selmi. Multiple drawing multi-colour urns by stochastic approximation. *J. Appl. Probab.*, 55(1):254–281, 2018.
- [29] M. Launay. Urns with simultaneous drawing. Preprint Arxiv 1201.3495, 2012.
- [30] H. M. Mahmoud. *Pólya urn models*. Texts in Statistical Science Series. CRC Press, Boca Raton, FL, 2009.
- [31] H. M. Mahmoud. Drawing multisets of balls from tenable balanced linear urns. *Probability in the Engineering and Informational Sciences*, 27(2):147–162, 2013.
- [32] C. May and N. Flournoy. Asymptotics in response-adaptive designs generated by a two-color, randomly reinforced urn. *Ann. Statist.*, 37(2):1058–1078, 04 2009.
- [33] R. Pastor-Satorras, C. Castellano, P. Van Mieghem, and A. Vespignani. Epidemic processes in complex networks. *Rev. Modern Phys.*, 87(3):925–979, 2015.
- [34] R. Pemantle. A survey of random processes with reinforcement. *Probab. Surv.*, 4(1-79):1–79, 2007.
- [35] R. Pemantle and S. Volkov. Vertex-reinforced random walk on  $\mathbf{Z}$  has finite range. *Ann. Probab.*, 27(3):1368–1388, July 1999.