

Synthesis of Winning Attacks on Communication Protocols using Supervisory Control Theory: Two Case Studies

Shoma Matsui and Stéphane Lafortune

Abstract

There is an increasing need to study the vulnerability of communication protocols in distributed systems to malicious attacks that attempt to violate properties such as safety or liveness. In this paper, we propose a common methodology for formal synthesis of successful attacks against two well-known protocols, the Alternating Bit Protocol (ABP) and the Transmission Control Protocol (TCP), where the attacker can *always eventually* win, called FOR-ALL attacks. This generalizes previous work on the synthesis of THERE-EXISTS attacks for TCP, where the attacker can *sometimes* win. We model the ABP and TCP protocols and system architecture by finite-state automata and employ the supervisory control theory of discrete event systems to pose and solve the synthesis of FOR-ALL attacks, where the attacker has partial observability and controllability of the system events. We consider several scenarios of person-in-the-middle attacks against ABP and TCP and present the results of attack synthesis using our methodology for each case.

Keywords: distributed protocols, person-in-the-middle attacks, supervisory control, alternating bit protocol, transmission control protocol

1 Introduction

Keeping systems secure against attacks and preventing security incidents are challenging tasks due to the increasing complexity of modern system architectures, where a number of hardware and software components communicate over potentially heterogeneous networks. To analyze systems which are too complex to be fully described monolithically, abstraction employing formal methods plays a key role and it has been studied in particular in the computer science literature (see, e.g., [1, 2]). In networked systems, components with different architectures cooperate with each other using various pre-designed *protocols*. Due to the proliferation of communication using standardized protocols, vulnerabilities or misuses of protocols can result in serious security issues. As a concrete example, [3] introduces a formal model and analysis of a protocol used in Android OS, one of the most popular operating systems for smart phones. In order for components to cooperate with each other without damaging systems and without data corruption, robustness of protocols against communication failures is essential in modern system architectures. To ensure such robustness of protocols, relevant properties, such as *safety* and *liveness*, should be satisfied even if packets are dropped for instance. However, the situation is different in the context of malicious attacks, where an attacker that has infiltrated part of the system (e.g., the network) may be able to induce a violation of the safety or liveness properties, thereby causing the protocol to enter an abnormal state.

The development of resilient protocols that satisfy requirements and are applicable to various systems requires formal methods for modeling, verification, and synthesis. These problems have a long history in computer science as well as in control engineering. The readers are referred to [1] and [4] for a comprehensive treatment of modeling and verification by employing formal methods, such as temporal logic. To prevent systems from being damaged by attacks that exploit vulnerabilities of protocols, the recent work [5] introduces the process of completing an incompletely specified protocol so that the completed protocol satisfies required properties and does not suffer from deadlock. [5] explains its methodology of protocol completion using the Alternating Bit Protocol (ABP).

This research was supported in part by the US NSF under grant CNS-1801342. S. Matsui is with the Department of Electrical and Computer Engineering at Queen's University, Kingston, Canada. S. Lafortune is with the Department of Electrical Engineering and Computer Science at University of Michigan, Ann Arbor, USA. S. Matsui: s.matsui@queensu.ca, S. Lafortune: stephane@umich.edu

In control engineering, the formalism of discrete event systems (DES) [6] and its supervisory control theory (SCT) [7] are useful tools to treat the problem of protocol verification as a supervisory control problem [8], so as to determine whether a given protocol satisfies the required properties. Not only can SCT be used to analyze existing protocols, it can also be used to synthesize a desired protocol based on given requirements. For instance, [9] introduces a systematic approach to design a protocol converter for mismatched protocols so that the specifications of the entire system and protocols themselves are satisfied simultaneously. On the other hand, [10] considers protocols comprising local communicating processes, and formalizes protocol synthesis as the problem of controlling the local processes so that the global specification of the entire system is satisfied, employing the decentralized version of SCT. For a comprehensive survey of protocol synthesis, focusing on the formalization of the design of protocols, the readers are referred to [11].

More generally, detection, mitigation, and prevention of attacks on supervisory control systems within the framework of SCT has been considered in several works, such as [12, 13, 14, 15]. [12] presents a methodology of designing intrusion detectors to mitigate online four types of attacks; actuator enablement/disablement and sensor erasure/insertion. Focusing on sensor deception attacks under which the attacker arbitrarily edits sensor readings by intervening between the target system and its control module to trick the supervisor to issue improper control commands, [13] and [14] study how to synthesize robust supervisors against sensor deception attacks, while [14] also introduces the synthesis problem of attack strategies from the attacker’s point of view. Subsequently, a different technique from [14] to compute a solution of the synthesis problem of robust supervisors was proposed in [15].

As protection against attacks is one of the main subjects of systems security, methodologies for designing attack strategies against systems have been reported in the literature [16, 17, 18]. [16] presents how to synthesize an attacker in the context of stealthy deception attacks, modeled in the framework of SCT, which cannot be detected by the supervisor and cause damage to the system, as a counter weapon against intrusion detection modules as in [12]. While [16] considers sensor deception attacks as the attacker’s weapon, [17] introduces the synthesis of actuator attacks under which the attacker has the ability to hijack the control commands generated by the supervisor, to damage the system.

Formal synthesis of successful attacks against protocols is the problem considered in this paper, in the context of two case studies. The work in [18] (and its conference version [19]) is of special relevance, as it introduces a methodology of attacker synthesis against systems whose components are modeled as finite-state automata (FSA). It presents how so-called “THERE-EXISTS” attackers can be found (if they exist) using a formal methodology that has been implemented in the software tool KORG [20]. In the terminology of [18], “THERE-EXISTS” refers to attackers that cannot always lead protocols to a violation of required properties, but *sometimes* succeed (“there exists” a winning run for the attacker). [18] formulates the properties that protocols must protect against as *threat models*, and it illustrates its methodology with the Transmission Control Protocol (TCP), specifically connection establishment using three-way handshake, as standardized in [21]. The formal model in [18] was inspired by that in [22] where automated attack discovery for TCP is performed using a state-machine-informed search.

In this paper, we revisit the respective ABP and TCP models of [5] and [18] in the standard framework of DES modeled as FSA. In contrast to the feedback-loop control system architecture in the previously-mentioned works on sensor/actuator deception attacks in SCT, we consider a network system architecture in which two peers are sending and receiving packets through channels and/or networks, as illustrated in Fig. 1. We consider “person-in-the-middle” (PITM) attacks as in [18, 22], in a manner reminiscent of deception attacks. Inspired by and complementary to the approach in [18], we exploit results in SCT and develop a methodology to synthesize “FOR-ALL” attackers, that is, attackers that *can always eventually* cause a violation of required properties of the system. We then apply this methodology to both ABP and TCP, using essentially the same models as in [5] and [18]. Thus, our results extend those in [18] by formally considering the synthesis of “FOR-ALL” attackers on TCP, since FOR-ALL attacks are more powerful than THERE-EXISTS attacks. In both of our case studies, we approach attack synthesis as a supervisory control problem under partial observation *from the attacker’s viewpoint*, which is then solved using existing techniques [6, 7]. Specifically, under the assumptions of our PITM attack model, a “FOR-ALL” attacker for a given threat model is obtained by building the realization of the (partial-observation) *nonblocking* supervisor that results in the supremal controllable and normal sublanguage (supCN) of the *threat model* language with respect to the system language and to the attacker’s controllable and observable event sets. The supCN operation was first introduced in [23], and several formulas to compute supCN were derived in [24]. For each of the two protocols ABP and TCP, we analyze several setups capturing different PITM attacker capabilities.

The detailed case studies presented in this paper, based upon established models of ABP and TCP (three-way handshake part), show the various steps on how to build, in a systematic manner, successful PITM attacks (if they exist) on these two well-know protocols. We believe they can also serve as inspiration for similar case studies on other protocols, due to the genericity of the methodology that we employ.

The remainder of this paper is organized as follows. In Section 2, we introduce the context on modeling of communication protocols and give an overview of the PITM attack model under consideration, which is based on specifying a safety or nonblockingness property that the attacker is intent on violating in the context of SCT. Section 3 formulates the SCT-based synthesis problem of a FOR-ALL attacker (if it exists) and presents the features of the common methodology that is used in the subsequent sections on ABP and TCP, respectively. ABP is considered first in Section 4, and then TCP is considered in Section 5. Both sections contain sufficient details so that these case studies can be replicated. Finally, we conclude the paper in Section 6.

2 System and Attack Models

Before proceeding to the specific ABP and TCP protocols, we highlight in this section and in the next one the common elements of our two case studies. In the interest of brevity, we assume some familiarity on the part of the reader with standard notions in SCT, as covered in Chapter 3 of [6] for instance.

When modeling communication protocols such as ABP and TCP, we consider a “system” that consists of peers communicating with each other, channels, and networks. For clarity of presentation, we suppose the system comprises two peers, two or four channels, and one network. If peers form a small network using channels, e.g., a local area network (LAN), then networks can be omitted and we consider two channels connecting each peer, namely, the forward and backward channels. Fig. 1 illustrates an overview of the flow of packets between two

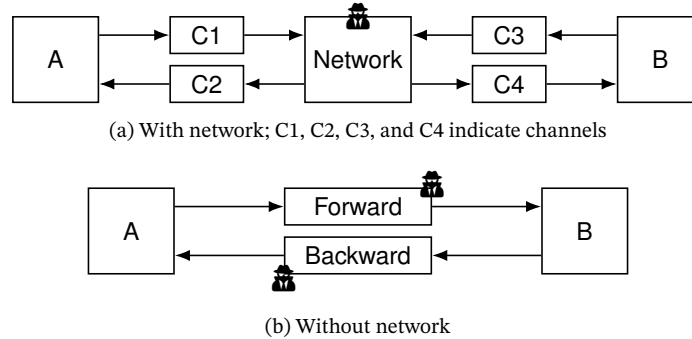


Fig. 1: Communication overview

peers through channels. Peers A and B exchange packets using communication protocols through the channels and network. In this paper, we consider “person-in-the-middle” (PITM) as the attack model on the system. In this model, the attacker *infiltrates the network or channels*, and afterwards sends fake packets and/or discards genuine ones, exploiting vulnerabilities of the protocol (as captured by the peer automata), to damage the system. The system may contain other processes for exogenous events, e.g., timers, called environment processes, which are not depicted in Fig. 1. Channels work as interfaces between the peers and the network, relaying packets to their destinations. Each component of the system is modeled by a finite-state automaton, and denoted as follows:

G_{PA} : Peer A; G_{PB} : Peer B; G_C : Channel; G_N : Network; and G_e : Environment processes.

Each channel is represented by one finite-state automaton, thus G_C is the parallel composition of the channel automata. For example, if the system architecture is that in Fig. 1a, then $G_C = G_{C1} \parallel G_{C2} \parallel G_{C3} \parallel G_{C4}$ where G_{Ci} ($i = [1, 4]$) are the respective automata modeling each channel. If the system architecture is that in Fig. 1b, then $G_C = G_{FC} \parallel G_{BC}$ where G_{FC} and G_{BC} are the forward and backward channels, respectively. In the case where there exist more than two environment processes in the system, G_e is also constructed as the parallel composition of all environment processes.

To capture PITM attacks on the above system, we create new versions of the channels and network automata when they are infiltrated by the attacker and denote them by $G_{C,a}$ and $G_{N,a}$, respectively; these differ from G_C

and G_N by the *addition of new transitions and events* that represent the feasible actions of the attacker. Concrete examples of $G_{C,a}$ and $G_{N,a}$ will be presented in the case studies in Sections 4 and 5.

Let us define a nominal system model (i.e., without attacker) by

$$G_{nom} := (X_{nom}, E_{nom}, f_{nom}, x_{nom,0}, X_{nom,m}) \quad (1)$$

where X_{nom} is the set of states, E_{nom} is the set of events, f_{nom} is the partial transition function, $x_{nom,0}$ is the initial state, and $X_{nom,m}$ is the set of marked states. G_{nom} is the parallel composition of the peers, channels, network, and environment processes, namely

$$G_{nom} = G_{PA} \parallel G_{PB} \parallel G_C \parallel G_N \parallel G_e \quad (2)$$

As we consider PITM attacks on the system, we enhance G_{nom} to the new model of the system under attack

$$G_a := (X_a, E_a, f_a, x_{a,0}, X_{a,m}) \quad (3)$$

where possible new transitions and events representing the actions of the attacker come from the enhanced $G_{C,a}$ and $G_{N,a}$ automata described above. The other components of G_{nom} , namely the peer automata G_{PA} and G_{PB} , as well as G_e , remain unchanged. In the framework of SCT in DES, a system to be controlled is called a *plant*. In our case studies, the plant G_a is acted upon by the attacker; hence, the plant consists of the entire system under attack:

$$G_a = G_{PA} \parallel G_{PB} \parallel G_{C,a} \parallel G_{N,a} \parallel G_e$$

The sending and receiving of packets are represented by events. As we consider PITM attacks, it is reasonable to assume that an attacker infiltrating the network or channels can only monitor incoming and outgoing packets at the infiltrated component. In other words, the attacker cannot observe the private events of the peers. Therefore, we consider that the events in our system model are partitioned into *observable events* and *unobservable events*, based on the system structure and the capability of the attacker. It is also natural to assume that the attacker cannot prevent the peers from sending packets to the network or channels, although the attacker can discard their packets. That is, the attacker cannot control the receiving of packets by the network or channels. Moreover, the attacker cannot control the private events of peers. Therefore, we also consider that the system events are partitioned into *controllable events* and *uncontrollable events*.

In SCT, the plant is controlled by a *supervisor* that enables or disables particular (controllable) events so that the plant satisfies a given specification for safety or liveness for instance. The control actions of the supervisor are determined by observation of the strings generated by the plant; thus the plant and supervisor form a feedback loop as depicted in Fig. 2. In our case studies, G_a is the plant and the attacker plays a role of the supervisor; in

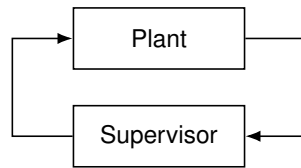


Fig. 2: The feedback loop of supervisory control

this context, the specification represents what damage the attacker wants to cause to the system. In other words, the specification should capture *violations* of a desired property of the communication protocol, such as absence of deadlock or proper delivery of packets. Therefore, using SCT to synthesize a supervisor that enforces the violation of a desired property of the communication protocol under consideration means that we have actually synthesized an attack strategy that indeed causes a violation of that property.

One of the contributions of this paper as compared to previous work is that we consider that the attacker wants to attack the system in a “FOR-ALL” manner, to be interpreted in the following sense: *the attacker can always eventually cause a violation of the given property*. Such specifications are naturally captured in SCT using the notion of marked states and nonblockingness. When the marked states capture the violation of the given property, then a *nonblocking supervisory* in SCT will exactly achieve the goal of a FOR-ALL attacker, since it will always be possible to eventually reach a marked state. Specifically, consider an attacker’s marked (i.e., non-prefix-closed) specification language $L_a^{spec} \subset \mathcal{L}(G_a)$ which consists of strings that are illegal but feasible in the

system under attack. Let S_a be a supervisor (aka attacker) for G_a that achieves as much of L_a^{spec} as possible in the controlled system S_a/G_a . We denote this marked language by K , namely, $K \subseteq L_a^{spec}$ and the attacker wants K to be as *large* as possible. In order to achieve a FOR-ALL attack, the attacker wants S_a to be *nonblocking*, namely, $\mathcal{L}_m(S_a/G_a) = K$ and $\mathcal{L}(S_a/G_a) = \bar{K}$. Thus nonblockingness of the system under attack implies that the attacker can always eventually win; thus, we have indeed obtained a FOR-ALL attack strategy. This is how FOR-ALL attacks are defined in this paper.

On the other hand, if there does not exist such a nonblocking S_a but instead there exists a supervisor S_a such that $\mathcal{L}_m(S_a/G_a) \neq \emptyset$ and $\overline{\mathcal{L}_m(S_a/G_a)} \subset \mathcal{L}(S_a/G_a)$, then we say that such an S_a achieves a THERE-EXISTS attack, because in that case the controlled system (under the actions of the attacker) S_a/G_a will contain deadlocks and/or livelocks (i.e., the system under attack is blocking in the terminology of SCT); this prohibits the attacker from always being able to eventually win. Still, the nonemptiness of $\mathcal{L}_m(S_a/G_a)$ means that the attacker can sometimes win. This is how THERE-EXISTS attacks are defined in this paper.

The above definitions of FOR-ALL attacks and THERE-EXISTS attacks are formalized in Definition 1.

Definition 1 (Attack Supervisor). Given $L_a^{spec} \subset \mathcal{L}(G)$, let $K \subseteq L_a^{spec}$ be a nonempty sublanguage. S_a is said to be a FOR-ALL attack supervisor with respect to G_a and K if

1. $\mathcal{L}_m(S_a/G_a) = K$; and
2. $\mathcal{L}(S_a/G_a) = \bar{K}$.

S_a is said to be a THERE-EXISTS attack supervisor with respect to G_a and K if

1. $\mathcal{L}_m(S_a/G_a) \neq \emptyset$; and
2. $\overline{\mathcal{L}_m(S_a/G_a)} \subset \mathcal{L}(S_a/G_a)$.

Now that we have shown how to build the plant model G_a , we address in the next section the construction of an automaton representation for the (non-prefix-closed) language L_a^{spec} , which will be the “specification automaton” for the attacker that is needed in the context of SCT algorithmic procedures.

Remark: In the prior work [18], mostly analogous definitions of THERE-EXISTS and FOR-ALL attackers are given, but in the framework of reactive synthesis with infinite strings and temporal logic (LTL) specifications (see Definition 6 in [18]). The technical difference comes from requiring “can always eventually win” instead of requiring “will always eventually win” (as is typically done in LTL and is done in [18]). The latter is expressible in LTL, but not the former. The reactive synthesis setting is formally compared to that of SCT in [25], where it is shown that nonblockingness in SCT is not expressible in LTL but instead corresponds to “AGEF(marked)” in CTL. In this paper, since we use SCT, we match the notion of “AGEF(marked)”, i.e., “can always eventually win”.

3 Procedure for Synthesis of FOR-ALL Attacks on Communication Protocols

In this section, we discuss the modeling procedure to construct a specification automaton for the attacker based on the considered properties (instances of safety or liveness) of the communication protocol that are to be violated by actions of the attacker. Then, we formulate the problem of finding FOR-ALL feasible attacks on the system as a supervisor synthesis problem in SCT which has a known solution. The SCT-based methodology presented in this section will be applied to ABP and TCP in the next two sections.

3.1 Safety properties

As in [5], consider a safety property whose violation is modeled by an automaton, termed a *safety monitor* G_{sm} . G_{sm} captures the violation of the given safety property in terms of *illegal* states in its structure. Since the specification for attackers represents a violation of the property, the illegal states are represented by *marked* states in G_{sm} . In other words, G_{sm} captures the *violation* of the safety property of interest when it reaches its *marked states*. (Note that in our problem context, we do require marked states to capture violation of safety properties.)

G_{sm} can be formed as a dedicated automaton, or derived from automata composing G_{nom} , namely, the peers, channels, or network, by modifying state marking. Both instances will occur in our case studies. For example, in Section 4, the safety monitors G_{sm} for ABP are given as dedicated automata in Fig. 6. Let G_{other} be the parallel composition of the automata in G_{nom} which do not take part in G_{sm} . For example, from (2), if G_{sm} is derived from G_{PA} and G_{PB} , then $G_{other} = G_C \parallel G_N \parallel G_e$. In Section 5, we will construct G_{sm} for the TCP case study using TCP peer models G_{PA} and G_{PB} in Fig. 12 and also in Fig. 17 later on.

The specification automaton will in our case studies be the parallel composition of G_{other} and G_{sm} , as is commonly done in SCT. Letting H_{nom} be the specification automaton with respect to G_{nom} (system without attacker), we have that $H_{nom} = G_{other} \parallel G_{sm}$. In the absence of attackers, the communication protocol should ensure the safety property under consideration, which means that its violation should never occur. This can be verified by confirming that H_{nom} has no reachable marked states, i.e., H_{nom} captures no violations of the given safety property with respect to G_{nom} .

To represent the specification automaton with respect to the system under attack, namely G_a , we construct $G_{other,a}$ based on G_a in the same manner as G_{other} . For instance, if G_{sm} is a dedicated automaton and the attacker infiltrates the network, then $G_{other,a} = G_{PA} \parallel G_{PB} \parallel G_C \parallel G_{N,a} \parallel G_e$. Let $H_a = G_{other,a} \parallel G_{sm}$ be the specification automaton under attack. If there exist no marked states in H_a , then the attacker is not powerful enough to cause a violation of the safety property. Even if H_a has marked states, there may not exist FOR-ALL attacks (but possibly only THERE-EXISTS attacks), depending on whether a nonblocking supervisor can be synthesized with respect to plant G_a and specification automaton H_a ; this will be addressed in the solution of the SCT problem discussed below.

In summary, the procedure to build H_a for a given safety property is as follows:

1. Construct a suitable G_{sm} that captures the violation of the given safety property.
2. Construct G_{other} as the parallel composition of the automata in G_{nom} which do not take part in G_{sm} .
3. Construct $H_{nom} = G_{other} \parallel G_{sm}$ and see if H_{nom} has marked states. If yes, the system model is incorrect (as it violates the safety property even if no attacker is present); terminate.
4. Construct $G_{other,a}$ based on G_a and G_{sm} in the same manner as G_{other} .
5. Construct $H_a = Trim(G_{other,a} \parallel G_{sm})$ and see if H_a has marked states. If yes, the attacker's actions represented as new transitions and events in $G_{C,a}$ and/or $G_{N,a}$ can cause a violation of the given safety property. Note that H_a should be trim because we want the attacker to always be able to eventually win, i.e., there should not be any deadlocks/livelocks in the controlled G_a .

We build several instances of H_a for ABP in Section 4.5 and for TCP in Section 5.5. The safety monitors for ABP are given as dedicated automata in Fig. 6, as will be explained in Section 4.2, while those for TCP are derived from G_a based on the given safety property, as will be explained in Section 5.2.

3.2 Liveness properties

In their simplest form, liveness properties correspond to preventing the system from blocking, in the usual sense of SCT, i.e., deadlock or livelock should not occur with respect to the set of marked states of the plant. Since our approach is based on SCT, nonblockingness is the only type of liveness property that we consider in our case studies. Thus, the set of marked states used for nonblockingness will be the “parameter” that captures the desired instance of liveness. In our setting, in FOR-ALL attacks the attacker *wants* to cause a violation of nonblockingness with respect to the chosen marked states. First of all, G_{nom} in (2) should be trim for correctness of the system without attacker, as otherwise G_{nom} would contain deadlocks or livelocks. However, G_a should *not* be trim, meaning that the system under attack should contain deadlock or livelock states, i.e., be blocking.

As for the case of safety monitors previously considered, in several instances the violation of the liveness property of interest will be modeled using a dedicated automaton, the *liveness monitor* G_{lm} ; one such example is shown in Fig. 7, inspired by [5] and considered in Section 4.3. The *marked* states of G_{lm} will record the *violation* of the given liveness property.

On the other hand, if G_{lm} is not given *a priori*, then violations of nonblockingness will be captured as follows: starting from G_a , unmark all states and mark instead the desired (from the viewpoint of the attacker) deadlock

and livelock states in G_a , resulting in a suitable G_{lm} model. This is done because deadlock and livelock states are illegal and the attacker wants the system to reach those illegal states (some or all of them, depending on the type of attack). This is the approach that we will follow in our case study on TCP, as will be explained in Sections 5.5.3 and 5.5.4.

Next, we construct $G_{other,a}$ in the same way as in Section 3.1. That is, we model $G_{other,a}$ as the parallel composition of the automata in G_a which do not take part in G_{lm} . Note that if G_{lm} is not given as a dedicated automaton and we derive G_{lm} from G_a , then $G_{other,a}$ is empty.

Finally, we define $H_a = Trim(G_{other,a} \parallel G_{lm})$, to represent the specification for the attacker which leads the plant to deadlock or livelock states. As a result, the procedure to construct H_a in the case of the liveness properties is as follows:

1. Check if G_{nom} is trim. If not, then the system model is incorrect (as it violates the liveness property even if no attacker is present); terminate.
2. If G_{lm} is to be derived from G_a , verify that G_a is not trim. If it is trim, then the attacker's actions in $G_{C,a}$ and/or $G_{N,a}$ cannot cause a violation of the liveness properties, so terminate. Otherwise, construct a suitable G_{lm} that captures the violation of the given liveness property.
3. Construct $H_a = Trim(G_{other,a} \parallel G_{lm})$. H_a should have at least one marked state and should be a trim automaton for the same reason as in Section 3.1.

We will discuss several instances of H_a for ABP in Section 4.5 and TCP in Section 5.5.

3.3 Problem formulation

In this section, we formulate the Attacker Supervisory Control and Observation Problem (ASCOP), which is an instance of a standard SCT partial-observation supervisory control problem, but where the attacker plays the role of "supervisor" and the specification is a *violation* of a given communication protocol property. ASCOP is the formal statement of the FOR-ALL attack synthesis problem that is solved in our case studies on ABP and TCP.

Plant: As was described earlier, G_C and/or G_N are modified to represent the attacker's ability of inserting and/or discarding packets, resulting in new automata denoted by $G_{C,a}$ and $G_{N,a}$. Next, we form the plant G_a for ASCOP as the parallel composition of nominal and infiltrated automata. For example, if the network is infiltrated by the attacker, then $G_a = G_{PA} \parallel G_{PB} \parallel G_C \parallel G_{N,a} \parallel G_e$.

Specification: Next, we construct H_a based on the given safety or liveness property to be violated, as discussed in Section 3.1 and Section 3.2. Since marking of states in H_a is determined by marking in G_{sm} or G_{lm} , the language marked by H_a , $\mathcal{L}_m(H_a)$, represents strings where the attacker wins, because

- (i) These strings are feasible in G_a by construction.
- (ii) These strings lead the safety or liveness monitor to a marked state.

As we discussed in Section 2, it is reasonable to assume that in PITM attacks the attacker cannot disable or enable the events in the nominal (non-infiltrated) automata, and also that the attacker only observes the events in the automata of the infiltrated components. Thus we define the two partitions of E_a in (3), from the viewpoint of the attacker (which plays the role of supervisor):

- (i) *Controllable events* $E_{a,c}$ and *uncontrollable events* $E_{a,uc}$ for controllability.
- (ii) *Observable events* $E_{a,o}$ and *unobservable events* $E_{a,uo}$ for observability.

Consequently, we have a the following supervisory control problem, under partial observation, for the attacker.

Problem 1 (Attacker Supervisory Control and Observation Problem, or ASCOP). Let G_a be a plant automaton, under attack, as in (3); $E_{a,c}$ be a set of controllable events; $E_{a,o}$ be a set of observable events; and $\mathcal{L}_m(H_a) \subset \mathcal{L}(G_a)$ be a marked (non-prefix-closed) specification language. Find a *maximal controllable and observable* sublanguage of $\mathcal{L}_m(H_a)$ with respect to $\mathcal{L}(G_a)$, $E_{a,c}$, and $E_{a,o}$, if a non-empty one exists.

The following proposition states that a non-empty output of ASCOP will be the controlled behavior under a successful FOR-ALL attack.

Proposition 1. Let K be a solution of ASCOP. Then there exists a FOR-ALL attack supervisor with respect to G_a and K .

Proof. Since K is a controllable and observable sublanguage of $\mathcal{L}_m(H_a) \subset \mathcal{L}(G_a)$, from the controllability and observability theorem [6], there exists a supervisor S_P such that $\mathcal{L}_m(S_P/G_a) = K$ and $\mathcal{L}(S_P/G_a) = \overline{K}$. From Definition 1, S_P here is a FOR-ALL attack supervisor with respect to G_a and K . \square

The *realization* (using standard SCT terminology) of the corresponding (nonblocking) supervisor will encode the control actions of the attacker. By taking the parallel composition of the supervisor's realization with the plant, we obtain an automaton that is language equivalent (generated and marked) to the plant under supervision. Namely, letting R_a be the realization of S_P , it holds that $R_a \parallel G_a$ is language equivalent to the controlled plant S_P/G_a ; see [6, 7]. R_a therefore corresponds to a TM-attacker as defined in [18]. In ASCOP we require maximality of the controllable and observable sublanguage, since this problem is known to be solvable [26].

In the PITM attack model, the assumption of $E_{a,c} \subseteq E_{a,o}$ usually holds. In fact, in all of the scenarios considered in Sections 4 and 5, the condition $E_{a,c} \subseteq E_{a,o}$ will hold. In this important special case, the supremal controllable and observable sublanguage of $\mathcal{L}_m(H_a)$ with respect to $\mathcal{L}(G_a)$, $E_{a,c}$, and $E_{a,o}$ exists and is equal to the supremal controllable and normal sublanguage of $\mathcal{L}_m(H_a)$, denoted by $\mathcal{L}_m(H_a)^{\uparrow CN}$, with respect to $\mathcal{L}(G_a)$, $E_{a,c}$, and $E_{a,o}$. If it is empty, then no FOR-ALL attack exists for the given safety or liveness property.

If $\mathcal{L}_m(H_a)^{\uparrow CN} \neq \emptyset$, then this language represents the largest attacked behavior which is possible in the context of a FOR-ALL attack against the safety or liveness property. Any marked string in that language provides an example of a successful attack, which is feasible in G_a and steers G_{lm} or G_{sm} to its marked (illegal) state. Let H_a^{CN} be the trim automaton output by the algorithm for the supremal controllable and normal sublanguage, namely

$$\mathcal{L}_m(H_a^{CN}) = \mathcal{L}_m(H_a)^{\uparrow CN} \quad (4)$$

and

$$\mathcal{L}(H_a^{CN}) = \overline{\mathcal{L}_m(H_a)^{\uparrow CN}} \quad (5)$$

From the ‘‘controllability and observability theorem’’ of SCT (see p.181 in [6]), there exists a partial-observation nonblocking supervisor S_P such that

$$\mathcal{L}(S_P/G_a) = \overline{\mathcal{L}_m(H_a)^{\uparrow CN}} = \mathcal{L}(H_a^{CN}) \quad (6)$$

S_P corresponds to a FOR-ALL attack supervisor since every string in the controlled behavior, S_P/G_a , can be extended to a marked string, by nonblockingness of S_P . In other words, it is always eventually possible for the system under attack by S_P to violate the given property.

In the above formulation, $\mathcal{L}_m(H_a)$ may not be $\mathcal{L}_m(G_a)$ -closed, since it is possible that $G_a = G_{other,a}$ and all the states in G_a are marked. Therefore, according to the use of G_{sm} and G_{lm} , whenever necessary we define S_P as a *marking supervisor*, namely

$$\mathcal{L}_m(S_P/G_a) := \mathcal{L}(S_P/G_a) \cap \mathcal{L}_m(H_a^{CN}) = \mathcal{L}_m(H_a)^{\uparrow CN} \quad (7)$$

For the technical details of marking supervisors, the readers are referred to p.103 in [7].

As a last step, we need to build a realization of S_P as an automaton that: (i) only changes its state upon the occurrence of observable events, since H_a^{CN} contains transitions with unobservable events; and (ii) whose active event set at each state of the realization is equal to the events *enabled* by the supervisor (attacker) at that state. Noting that marking of states may be relevant in the case of a marking supervisor, the standard process for automaton realization of a partial-observation supervisor (see Section 3.7.2 in [6]) can be followed. From (6) and (7), we build an automaton realization of S_P using H_a^{CN} , where S_P is such that

$$\mathcal{L}_m(S_P/G_a) = \mathcal{L}_m(H_a)^{\uparrow CN} \quad (8)$$

and

$$\mathcal{L}(S_P/G_a) = \overline{\mathcal{L}_m(H_a)^{\uparrow CN}} \quad (9)$$

First, we build the observer of H_a^{CN} , $Obs(H_a^{CN})$, with respect to $E_{a,o}$, using the standard process of observer construction [6]. Next, we add selfloops for all events in $E_{a,c} \cap E_{a,uo}$ that need to be enabled at each state of $Obs(H_a^{CN})$, obtained by examining the corresponding states of H_a^{CN} . The attack strategy of the successful FOR-ALL attacker is encoded in this realization, as desired.

4 ABP Case Study

Our first case study for synthesis of FOR-ALL attacks is for the Alternating Bit Protocol (ABP), as studied and modeled in [5]. ABP is a protocol which defines the communication mechanism between two peers depicted in Fig. 1b. Each peer sends and receives packets from its counterpart through the forward and backward channels using first-in-first-out (FIFO) semantics.

4.1 Component models of ABP

Let G_{nom} in (1) be the (nominal) entire system of ABP, i.e., without attacker. Based on the architecture of ABP described in [5], we consider G_{nom} as the parallel composition of the following components:

- $G_S = (X_S, E_S, f_S, x_{S,0}, X_{S,m})$: ABP sender
- $G_R = (X_R, E_R, f_R, x_{R,0}, X_{R,m})$: ABP receiver
- $G_{FC} = (X_{FC}, E_{FC}, f_{FC}, x_{FC,0}, X_{FC,m})$: Forward channel
- $G_{BC} = (X_{BC}, E_{BC}, f_{BC}, x_{BC,0}, X_{BC,m})$: Backward channel
- $G_{SC} = (X_{SC}, E_{SC}, f_{SC}, x_{SC,0}, X_{SC,m})$: Sending client
- $G_{RC} = (X_{RC}, E_{RC}, f_{RC}, x_{RC,0}, X_{RC,m})$: Receiving client
- $G_T = (X_T, E_T, f_T, x_{T,0}, X_{T,m})$: Timer,

namely

$$G_{nom} = G_S \parallel G_R \parallel G_{FC} \parallel G_{BC} \parallel G_{SC} \parallel G_{RC} \parallel G_T \quad (10)$$

We also consider that Peer A first sends packets to Peer B, and afterwards Peer B sends an acknowledgment to Peer A. Since Peer A plays a role of the sender side and Peer B is at the receiver side, $G_{PA} = G_S$, $G_{PB} = G_R$, $G_C = G_{FC} \parallel G_{BC}$, and $G_e = G_{SC} \parallel G_{RC} \parallel G_T$, thus (10) reduces to (2).

The various event sets are defined as follows, where synchronization in \parallel will be achieved by common events:

$$E_S = \{send, done, timeout, p_0, p_1, a'_0, a'_1\} \quad (11)$$

$$E_R = \{deliver, p'_0, p'_1, a_0, a_1\} \quad (12)$$

$$E_{FC} = \{p_0, p_1, p'_0, p'_1\} \quad (13)$$

$$E_{BC} = \{a_0, a_1, a'_0, a'_1\} \quad (14)$$

$$E_{SC} = \{send, done\} \quad (15)$$

$$E_{RC} = \{deliver\} \quad (16)$$

$$E_T = \{timeout\} \quad (17)$$

Hence

$$E_{nom} = E_S \cup E_R \cup E_{FC} \cup E_{BC} \cup E_{SC} \cup E_{RC} \cup E_T \quad (18)$$

$$= \{send, done, timeout, deliver, p_0, p_1, p'_0, p'_1, a_0, a_1, a'_0, a'_1\}. \quad (19)$$

The events with prefix “p” indicate that a packet with indicator bit “0” or “1” has been sent from the ABP sender to the ABP receiver (i.e., from Peer A to Peer B), and prefix “a” indicates an acknowledgment sent from the ABP receiver to the ABP sender, corresponding to which “0” or “1” has been received by the ABP receiver. The prime

symbol is attached to the events of packets and acknowledgments to distinguish those before going through the channel from the corresponding ones after the channels, as is done in [5].

Fig. 4 shows the models of the ABP components. G_S and G_R are example solutions of the distributed protocol completion problem in [5]. We mark all the states of the ABP components, because in [5] no states of those automata are marked, meaning that all states are desired for the system. Namely,

$$X_{S,m} = X_S, X_{R,m} = X_R, X_{FC,m} = X_{FC}, X_{BC,m} = X_{BC}, X_{SC,m} = X_{SC}, X_{RC,m} = X_{RC}, X_{T,m} = X_T$$

In [5], the forward and backward channels are modeled as nondeterministic finite-state automata as shown in Figs. 4c and 4d. That nondeterminism is introduced to model nonadversarial errors in communication channels, such as packet drop and duplication (see Section 4.2 in [5]). To construct the system model in (10), we need deterministic finite-state automata as factors of the parallel composition. Thus, we model G_{FC} and G_{BC} as observer automata of G_{FC}^{nd} and G_{BC}^{nd} , depicted in Fig. 5:

$$G_{FC} = Obs(G_{FC}^{nd}) \quad (20)$$

$$G_{BC} = Obs(G_{BC}^{nd}) \quad (21)$$

Observe that G_{FC} and G_{BC} generate exactly the same languages as G_{FC}^{nd} and G_{BC}^{nd} , respectively.

4.2 Safety property models

As introduced in Section 3.1, safety properties are represented by safety monitor automata which define what states in the system must not be reached, i.e., define illegal states. [5] provides two safety monitor automata, G_{sm}^1 and G_{sm}^2 , capturing the violation of safety properties for ABP, depicted in Fig. 6. The marked state q_2 in G_{sm}^1 and G_{sm}^2 indicates the illegal state, namely, the safety property is violated if the monitor reaches this state from the initial state. G_{sm}^1 expresses that:

- *deliver* should happen after *send*, meaning that *deliver* of the ABP receiver and the Receiving client should not happen before the Sending client tells the ABP sender to send a bit to the forward channel.
- After *send* happens, the next *send* should not occur before *deliver* occurs, meaning that the Sending client should wait for the acknowledgment signal from the ABP receiver.

On the other hand, G_{sm}^2 expresses that:

- *done* should happen after *deliver*, meaning that *done* of the ABP sender and the Sending client should not happen before the ABP receiver receives the signal and sends the acknowledgment to the ABP sender.
- After *deliver* happens, the next *deliver* should not occur before *done* occurs, meaning that *deliver* cannot happen before the Sending client tells the ABP sender to send the next signal to the forward channel.

Since the safety monitors are provided as dedicated automata, G_{sm}^1 and G_{sm}^2 , G_{other} in step 2 of Section 3.1 is equal to G_{nom} in (10). In our ABP system model, H_{nom} in step 3 of Section 3.1 has no marked states, thus we state that our ABP model is correct in terms of the safety properties. Namely, the nominal system (without attacker) does not violate the given safety properties.

4.3 Liveness property models

The liveness monitor in Fig. 7, G_{lm} , captures a violation of the liveness property that the entire system should not get stuck, and should not keep invoking *send*. Namely, the first *send* should eventually be followed by a *deliver*. G_{lm} in Fig. 7 is a simplified version of a monitor provided by [5] so that our liveness monitor G_{lm} captures that the first transmission is never completed, which is adequate for our case study.

4.4 Attack model

As we consider the system architecture in Fig. 1b for ABP, the attacker infiltrates the forward and/or backward channels. To follow the procedure in Section 3, we first construct a modified model of the plant G_a in (3) under attack. Since the channels of ABP are under attack, we enhance G_{FC} and G_{BC} to those under attack, $G_{FC,a}$ and $G_{BC,a}$, by adding new transitions to represent capabilities of the attacker. Note that if we keep either of the channels nominal, then $G_{FC,a} = G_{FC}$ or $G_{BC,a} = G_{BC}$ accordingly. Therefore, $G_{C,a} = G_{FC,a} \parallel G_{BC,a}$.

The PITM attacker is represented by a modified forward or backward channel that can send the recipient a different packet from the incoming packet. For example, if the attacker has infiltrated the forward channel, then the attacker can send either p'_0 or p'_1 to the ABP receiver regardless of which p_0 or p_1 occurs. Fig. 8 shows the attacked forward and backward channels. Red transitions are added to the original channel models in Figs. 4c and 4d. These new transitions enable the attacker to send whichever packet they want. To construct G_a , we model $G_{FC,a}$ and $G_{BC,a}$ as observer automata of $G_{FC,a}^{nd}$ and $G_{BC,a}^{nd}$, as was done for G_{nom} . Fig. 9 depicts $G_{FC,a}$ and $G_{BC,a}$, representing new transitions compared to Fig. 5 as red transitions.

As discussed in Section 2, we suppose that the attacker cannot control and observe events outside the channels. Therefore, the event set E_a is partitioned as follows:

- Controllable events: $E_{a,c} = \{p'_0, p'_1, a'_0, a'_1\}$
- Uncontrollable events: $E_{a,uc} = \{send, done, timeout, deliver, p_0, p_1, a_0, a_1\}$
- Observable events: $E_{a,o} = \{p_0, p_1, p'_0, p'_1, a_0, a_1, a'_0, a'_1\}$
- Unobservable events: $E_{a,uo} = \{send, done, timeout, deliver\}$.

We consider that in our attack model, the attacker controls the output packets from the channels so that each safety or liveness monitor in Sections 4.2 and 4.3 reaches its marked state, if possible.

4.5 Examination of the PITM attack for ABP

In this section, we examine the PITM attack for the above safety and liveness properties of ABP according to the following steps:

1. Construct the system G_a as the parallel composition of the component models of ABP under attack, namely

$$G_a = G_S \parallel G_R \parallel G_{C,a} \parallel G_e \quad (22)$$

where $G_{C,a} = G_{FC,a} \parallel G_{BC,a}$ and $G_e = G_{SC} \parallel G_{RC} \parallel G_T$.

2. Construct the specification automaton H_a by following the procedure in Section 3.1 or Section 3.2, depending on which monitor the attacker wants to reach its marked state. Since the monitors are provided as dedicated automata, $G_{other} = G_{nom}$ in step 2 of Section 3.1, and $G_{other,a} = G_a$ in step 4 of Sections 3.1 and 3.2.
3. Compute $\mathcal{L}_m(H_a)^{\uparrow CN} = \mathcal{L}_m(H_a^{CN})$, the supremal controllable and normal sublanguage of $\mathcal{L}_m(H_a)$, where H_a^{CN} is the trim automaton output by the standard algorithm [6] for the supremal controllable and normal sublanguage. From $E_{a,c} \subseteq E_{a,o}$ as stated earlier, the supremal controllable and observable sublanguage of $\mathcal{L}_m(H_a)$ exists and is equal to $\mathcal{L}_m(H_a)^{\uparrow CN}$.
4. Check whether $\mathcal{L}_m(H_a)^{\uparrow CN}$ is non-empty. If yes, then we know that there exists a (partial observation) supervisor S_p , representing the attacker, such that $\mathcal{L}_m(S_p/G_a) = \mathcal{L}_m(H_a)^{\uparrow CN}$ and $\mathcal{L}(S_p/G_a) = \overline{\mathcal{L}_m(H_a)^{\uparrow CN}}$, where S_p/G_a represents the controlled system. The realization of S_p is derived from H_a^{CN} as discussed in Section 3.3.
5. For illustration purposes, pick one example string from the initial state to one marked state in $\mathcal{L}_m(H_a)^{\uparrow CN}$, which represents one system behavior under attack that reaches a marked state in the monitor.

As long as H_a^{CN} in step 3 is non-empty, the above methodology results in a closed-loop system that produces FOR-ALL attacks, in the presence of the attacker. Since H_a^{CN} is a trim automaton, we know that at any state in H_a^{CN} , it is possible to reach a marked state, resulting in a violation of the monitor. Therefore, it is always possible for the attacker to eventually win.

From Section 4.1, G_a varies depending on $G_{C,a}$, namely which channel is under the PITM attack, so we consider the following three cases in each setup:

1. The forward channel is under the PITM attack (i.e. $G_{BC,a} = G_{BC}$):

$$G_a = G_S \parallel G_R \parallel G_{FC,a} \parallel G_{BC} \parallel G_e \quad (23)$$

2. The backward channel is under the PITM attack (i.e. $G_{FC,a} = G_{FC}$):

$$G_a = G_S \parallel G_R \parallel G_{FC} \parallel G_{BC,a} \parallel G_e \quad (24)$$

3. Both channels are under the PITM attack:

$$G_a = G_S \parallel G_R \parallel G_{FC,a} \parallel G_{BC,a} \parallel G_e \quad (25)$$

For clarity of presentation, we henceforth focus on the use of the safety monitor 1 and G_a in (23) in which the forward channel is under attack. In other words, we consider H_a as the parallel composition of G_a in (23) and the safety monitor 1 G_{sm}^1 . The other cases of (24) and (25) and the safety monitor 2 can be examined using the same procedure.

4.5.1 (Setup 1) Safety: Powerful attacker

Consider the PITM channels in Fig. 8 which represent a powerful attacker that can send packets to the recipient with whichever bit 0 or 1, regardless of the incoming packets.

Following the procedure explained above, $H_a = G_a \parallel G_{sm}^1$, where G_a is in (23), has 258 marked states of 355 states and H_a^{CN} is non-empty, which means that there exist FOR-ALL attack strategies to the ABP architecture with our PITM attack model. However, $\mathcal{L}_m(H_a^{CN}) = \mathcal{L}_m(H_a)$ and $\mathcal{L}(H_a^{CN}) = \mathcal{L}(G_a)$, meaning that the attacker need not disable any event to enforce the behavior of $\mathcal{L}_m(H_a)$. Let us pick the example string *send.p₀.p'₀.deliver.a₀.p'₁.deliver*, which means that the attacker sends the correct packet with bit 0 first, and afterwards sends a fake packet with bit 1 to the ABP receiver when it observes a_0 . In other words, the attacker inserts q'_1 soon after it observes a_0 . Consequently, G_{sm}^1 captures the violation by reaching q_2 with *send.deliver.deliver*.

Although we focus on the case where only the forward channel is infiltrated, it is worth mentioning that we found that the attacker utilizes a “dead” transition $f_S(s_4, a'_1) = s_5$ which is never executed by the system when the attacker is not present, in the case where only the backward channel is infiltrated. The terminology “dead” is from [5]. Since this transition is nevertheless included in the model in [5], we have retained it and it so happens that the attacker can take advantage of it. Next, we will remove dead transitions from the model and see if attacks still exist for the modified model.

4.5.2 (Setup 2) Safety: Removing dead transitions

As was seen in the last section, the attacker can exploit dead transitions in the system model. Based on [5], we remove the following dead transitions from the ABP components, depicted as the red transitions in Fig. 4:

- ABP sender G_S
 - $f_S(s_0, a'_0) = s_0$
 - $f_S(s_2, send) = s_1$
 - $f_S(s_4, a'_1) = s_5$
 - $f_S(s_6, send) = s_5$.
- Sending client G_{SC}

$$- f_{SC}(s_0^c, done) = s_0^c$$

Let G'_S and G'_{SC} be the ABP sender and the Sending client derived from G_S and G_{SC} by removing the above dead transitions. After removing these dead transitions, H_{nom} still has no marked states, that is, neither G_{sm}^1 nor G_{sm}^2 reaches q_2 . Therefore, our revised system model of ABP is still correct when no attacker is present, in terms of the safety properties represented by G_{sm}^1 and G_{sm}^2 . Next, letting $G'_e = G'_{SC} \parallel G_{RC} \parallel G_T$, we consider the following three cases as in the setup in Section 4.5.1:

1. The forward channel is under the PITM attack:

$$G_a = G'_S \parallel G_R \parallel G_{FC,a} \parallel G_{BC} \parallel G'_e \quad (26)$$

2. The backward channel is under the PITM attack:

$$G_a = G'_S \parallel G_R \parallel G_{FC} \parallel G_{BC,a} \parallel G'_e \quad (27)$$

3. Both channels are under the PITM attack:

$$G_a = G'_S \parallel G_R \parallel G_{FC,a} \parallel G_{BC,a} \parallel G'_e. \quad (28)$$

Following our procedure, we found that H_a has 168 marked states of 265 states and H_a^{CN} is nonempty. Here, $\mathcal{L}_m(H_a^{CN}) = \mathcal{L}_m(H_a)$ and $\mathcal{L}(H_a^{CN}) = \mathcal{L}(G_a)$, so H_a is already controllable and normal with respect to G_a , thus the attacker issues no disablement actions. The example string of this case is the same as that in Setup 1.

4.5.3 Safety: Less powerful attacker

In this section, we consider a less powerful attacker than one in the previous sections by employing two different representations.

Setup 3 Let us represent a less-powerful attacker by removing additional transitions from the PITM channels in Fig. 8. First, we remove all red transitions except p'_1 from f_1 to f_0 in Fig. 8a, so that the attacker can send packets with bit 1 at the particular timing. Let $G_{FC,wa}^{nd}$ be the less powerful forward PITM channel derived from $G_{FC,a}^{nd}$. Fig. 10 shows $G_{FC,wa}^{nd}$ and $G_{FC,wa} = Obs(G_{FC,wa}^{nd})$. The red transitions are new ones compared to G_{FC}^{nd} and G_{FC} .

Next, we compute G_a , H_a , and H_a^{CN} by following the steps at the beginning of Section 4.5. $G_a = G'_S \parallel G_R \parallel G_{FC,wa} \parallel G_{BC} \parallel G'_e$ has 248 states, and $H_a = G_a \parallel G_{sm}^1$ has 370 states and 228 marked states. H_a^{CN} is non-empty and consists of 1099 states and 771 marked states. In every case, $\mathcal{L}(H_a^{CN}) = \mathcal{L}(G_a)$, so no disabling happens. As the example string in H_a^{CN} , we pick $send.p_0.p'_0.deliver.a_0.p'_1.deliver$ which is the same as that in Setup 2, but H_a^{CN} here is not equivalent. Let $(H_a^{CN})_2$ be H_a^{CN} here and $(H_a^{CN})_1$ be H_a^{CN} in Setup 2. Since $(H_a^{CN})_2^{comp} \times (H_a^{CN})_1$ is non-empty, we conclude that $(H_a^{CN})_2$ lacks some attack strategies, but one additional p'_1 in $G_{FC,wa}^{nd}$ is enough to cause the violation of the safety property.

Setup 4 As a different representation of a less powerful attacker, we reduce the set of controllable events for the attacker. Let us consider the same setup as in Setup 2, i.e., we consider the PITM channels in Fig. 8, but events associated with the backward channel cannot be observed and controlled by the attacker. In this case, we have the following event sets:

- Controllable events: $E_{a,c} = \{p'_0, p'_1\}$
- Uncontrollable events: $E_{a,uc} = \{send, done, timeout, deliver, p_0, p_1, a_0, a_1, a'_0, a'_1\}$
- Observable events: $E_{a,o} = \{p_0, p_1, p'_0, p'_1\}$
- Unobservable events: $E_{a,uo} = \{send, one, timeout, deliver, a_0, a_1, a'_0, a'_1\}$

From $E_{a,c} \subseteq E_{a,o}$, the computation of $\mathcal{L}_m(H_a)^{\uparrow CN}$ with the above event sets still returns the unique maximally permissive solution. As a result, we have G_a and H_a the same as in Setup 2, and $\mathcal{L}_m(H_a)^{\uparrow CN}$, namely $\mathcal{L}_m(H_a^{CN})$, is the same as in Setup 2. Thus, it can be said that we have the same attack strategies as in Setup 2. We pick example string $send.p_0.p'_0.deliver.a_0.p'_1.deliver$ which is the same as in Setup 2. However, in this case, the attacker cannot observe a_0 and does not know when to send a fake packet p'_1 . In conclusion, this example string means that the attacker sent a fake packet and successfully caused the violation of the safety property “by chance”.

Setup 5 Let us make the attacker much less powerful than in Setup 4 and Setup 5, by building a new automaton of the infiltrated forward channel and changing the sets of controllable and observable events.

Consider the new automaton of the infiltrated forward channel, depicted in Fig. 11. We denote this new automaton by $G_{FC,a}^{oneshot,nd}$ and its observer by $G_{FC,a}^{oneshot}$, namely $G_{FC,a}^{oneshot} = Obs(G_{FC,a}^{oneshot,nd})$. This forward channel means that the attacker can send a fake packet with bit 1 to the ABP receiver only once (one-shot attacker). After the fake packet, the channel’s behavior will get back to normal. Moreover, we consider the following controllable and observable event sets:

- Controllable events: $E_{a,c} = \{p'_1\}$
- Observable events: $E_{a,o} = \{p_0, p_1, p'_0, p'_1, a_0, a_1, a'_0, a'_1\}$

meaning that the attacker can observe events in both of the channels, but can only control p'_1 in the (infiltrated) forward channel. By following the procedure as we have done, G_a in (26), where $G_{FC,a} = G_{FC,a}^{oneshot}$, has 214 states. Also, $H_a = G_a \parallel G_{sm1}$ has 78 marked states out of 270 states, and H_a^{CN} is nonempty. Moreover, $\mathcal{L}_m(H_a^{CN}) \neq \mathcal{L}_m(H_a)$ and $\mathcal{L}(H_a^{CN}) \neq \mathcal{L}(G_a)$, thus the attacker issues event disablement actions during its attack on the system. For illustration, we pick the following example string in H_a^{CN} :

*send.p₀.p'₀.deliver.a₀.a'₀.done.send.p₁.p'₁.deliver.p'₁.a₁.a'₁
done.send.p₀.p'₀.deliver.a₀.a'₁.p'₁.timeout.p₀.deliver*

By observation, the blue events are nonadversarial error packets which are sent mistakenly, and the red event p'_1 is inserted by the attacker. Note that the attacker can observe p'_1 and a'_1 here. Accordingly, this string means that the attacker can lead the system to the undesired state by sending the fake packet p'_1 only once after the observation of two error packets. Moreover, the attacker disables p'_1 several times before sending the fake p'_1 . Therefore, in this case, the violation is caused “by chance”, since the attacker exploits errors, but that violation is enabled by the attacker’s intervention, in comparison with Setup 4. It is worth mentioning that if we remove the events in the backward channel (i.e., a_0, a_1, a'_0 and a'_1) from $E_{a,o}$, then H_a^{CN} is empty. This means that the attacker needs to observe the behavior of the backward channel so as to exploit nonadversarial errors to attack. Moreover, if we set $E_{a,c} = \emptyset$ and $E_{a,o} = \{p_0, p_1, p'_0, p'_1, a_0, a_1, a'_0, a'_1\}$, then H_a^{CN} is empty again, meaning that the attacker needs to have the controllability of p'_1 to attack successfully.

4.5.4 (Setup 6) Liveness: Forward channel under the PITM attack

Consider that the attacker wants the system to violate the liveness property represented by the liveness monitor G_{lm} in Fig. 7.

Let us consider the system without dead transitions and the forward channels infiltrated by the attacker, namely G_a in (26). Note that the forward PITM channel here is that in Fig. 8a which is quite powerful. Since G_{lm} is given as a dedicated automaton, we build $H_a = Trim(G_{other,a} \parallel G_{lm})$ where $G_{other,a} = G_a$.

In this case, G_a consists of 174 states, and H_a comprises 14 states and 13 marked states. H_a^{CN} is non-empty and consists of 10 states and 9 marked states. As the example string in H_a^{CN} , we pick string $send.p_0.p'_1.a_1.timeout$ which means that the attacker sends a fake packet with bit 1 to the ABP receiver after it observes p_0 , and expects the system to suffer from timeout. Moreover, from H_a^{CN} , the attacker’s supervisor disables p'_0 to prevent $deliver$, resulting in $\mathcal{L}(H_a^{CN}) \neq \mathcal{L}(G_a)$. Therefore, there exist no $deliver$ transitions in H_a^{CN} . This result shows that the attacker successfully leads the system to violate the liveness property that $send$ should eventually be followed by $deliver$.

5 TCP Case Study

Our second case study concerns one of the major protocols in the Internet, the Transmission Control Protocol (TCP) [21]. TCP is widely used to communicate through unreliable paths. We consider a communication architecture as in Fig. 1a. Each peer sends and receives packets to and from channels, and the network interconnects channels to relay the incoming packets to their destinations. As in [18], we consider the connection establishment phase of TCP, based on three-way handshake, and do not model the congestion control part of that protocol.

5.1 Component models of TCP

Let G_{nom} in (1) be the entire connection establishment part of TCP without an attacker. Based on the architecture of TCP introduced in [18], we consider G_{nom} as the parallel composition of the following components:

- $G_{PA} = (X_{PA}, E_{PA}, f_{PA}, x_{PA,0}, X_{PA,m})$: Peer A
- $G_{PB} = (X_{PB}, E_{PB}, f_{PB}, x_{PB,0}, X_{PB,m})$: Peer B
- $G_{C1} = (X_{C1}, E_{C1}, f_{C1}, x_{C1,0}, X_{C1,m})$: Channel 1
- $G_{C2} = (X_{C2}, E_{C2}, f_{C2}, x_{C2,0}, X_{C2,m})$: Channel 2
- $G_{C3} = (X_{C3}, E_{C3}, f_{C3}, x_{C3,0}, X_{C3,m})$: Channel 3
- $G_{C4} = (X_{C4}, E_{C4}, f_{C4}, x_{C4,0}, X_{C4,m})$: Channel 4
- $G_N = (X_N, E_N, f_N, x_{N,0}, X_{N,m})$: Network

namely

$$G_{nom} = G_{PA} \parallel G_{PB} \parallel G_{C1} \parallel G_{C2} \parallel G_{C3} \parallel G_{C4} \parallel G_N \quad (29)$$

Hence, $G_C = G_{C1} \parallel G_{C2} \parallel G_{C3} \parallel G_{C4}$ and $G_e = G_N$, so (29) reduces to (2).

The event sets are defined as follows:

$$E_{PA} = \{listen_A, deleteTCB_A, SYN_{AC1}, SYN_{C2A}, ACK_{AC1}, ACK_{C2A}, FIN_{AC1}, FIN_{C2A}, SYN_ACK_{AC1}, SYN_ACK_{C2A}\} \quad (30)$$

$$E_{PB} = \{listen_B, deleteTCB_B, SYN_{BC3}, SYN_{C4B}, ACK_{BC3}, ACK_{C4B}, FIN_{BC3}, FIN_{C4B}, SYN_ACK_{BC3}, SYN_ACK_{C4B}\} \quad (31)$$

$$E_{C1} = \{SYN_{AC1}, SYN_{C1N}, ACK_{AC1}, ACK_{C1N}, FIN_{AC1}, FIN_{C1N}, SYN_ACK_{AC1}, SYN_ACK_{C1N}\} \quad (32)$$

$$E_{C2} = \{SYN_{NC2}, SYN_{C2A}, ACK_{NC2}, ACK_{C2A}, FIN_{NC2}, FIN_{C2A}, SYN_ACK_{NC2}, SYN_ACK_{C2A}\} \quad (33)$$

$$E_{C3} = \{SYN_{BC3}, SYN_{C3N}, ACK_{BC3}, ACK_{C3N}, FIN_{BC3}, FIN_{C3N}, SYN_ACK_{BC3}, SYN_ACK_{C3N}\} \quad (34)$$

$$E_{C4} = \{SYN_{NC4}, SYN_{C4B}, ACK_{NC4}, ACK_{C4B}, FIN_{NC4}, FIN_{C4B}, SYN_ACK_{NC4}, SYN_ACK_{C4B}\} \quad (35)$$

$$E_N = \{SYN_{C1N}, SYN_{C3N}, SYN_{NC2}, SYN_{NC4}, ACK_{C1N}, ACK_{C3N}, ACK_{NC2}, ACK_{NC4}, FIN_{C1N}, FIN_{C3N}, FIN_{NC2}, FIN_{NC4}, SYN_ACK_{C1N}, SYN_ACK_{C3N}, SYN_ACK_{NC2}, SYN_ACK_{NC4}\} \quad (36)$$

Hence

$$E_{nom} = E_{PA} \cup E_{PB} \cup E_{C1} \cup E_{C2} \cup E_{C3} \cup E_{C4} \cup E_N \quad (37)$$

The subscripts in event names indicate the directions of packets. For example, “AC1” means packets from Peer A to Channel 1. Note that the subscripts “A” and “B” are added to “listen” and “deleteTCB” to make these events private.

Figs. 12 to 14 depict the models of the above TCP components. G_{PA} and G_{PB} illustrate the sequence of three-way handshake and cleanup. We mark the states “closed”, “listen”, and “established” in the automata of the peers,

because the peer should not stay in other states during communication, based on [21]. We also mark all states in the automata of the channels and network, to prevent these automata from marking the system. Namely,

$$X_{C1,m} = X_{C1}, \quad X_{C2,m} = X_{C2}, \quad X_{C3,m} = X_{C3}, \quad X_{C4,m} = X_{C4}, \quad X_N = X_{N,m}$$

We point out that we dropped the “timeout” events from the peer models that were included in the models in [18], because such events would impose timeout events in the automata of the channels and the network for synchronization purposes, resulting in a very large state space for G_{nom} and G_a . The absence of timeout events does not affect our desired goal of synthesizing FOR-ALL attacks in any other significant way, unless otherwise noted afterwards. Dropping timeout events also means that we assume ideal channels and network in which packets are not lost or distorted by benign malfunctions.

5.2 Safety property models

In [18], the safety/liveness property of interest is defined as a threat model (TM). TM explains the property using Linear Temporal Logic (LTL) [1]. In this paper, we represent the required properties in [18] as finite-state automata.

[18] provides one threat model, TM1, for the safety property of TCP. TM1 defines the safety property that if Peer A is at state “closed”, then Peer B should not be at state “established”, because both peers should consecutively reach their “established” states after beginning the connection handshake. Let G_{sm}^{TM1} be the safety monitor to capture the violation of TM1. We represent G_{sm}^{TM1} as the parallel composition of the automata in Fig. 12 where the marked states are only “closed” in Peer A and “established” in Peer B, namely $G_{sm}^{TM1} = G_{PA}^{TM1} \parallel G_{PB}^{TM1}$, where $G_{PA}^{TM1} = (X_{PA}^{TM1}, E_{PA}^{TM1}, f_{PA}^{TM1}, x_{PA,0}^{TM1}, X_{PA,m}^{TM1})$ and $G_{PB}^{TM1} = (X_{PB}^{TM1}, E_{PB}^{TM1}, f_{PB}^{TM1}, x_{PB,0}^{TM1}, X_{PB,m}^{TM1})$. Note that

$$\begin{aligned} X_{PA}^{TM1} &= X_{PA}, & E_{PA}^{TM1} &= E_{PA}, & x_{PA,0}^{TM1} &= x_{PA,0}, & X_{PA,m}^{TM1} &= \{\text{closed}\} \neq X_{PA,m}, \\ X_{PB}^{TM1} &= X_{PB}, & E_{PB}^{TM1} &= E_{PB}, & x_{PB,0}^{TM1} &= x_{PB,0}, & X_{PB,m}^{TM1} &= \{\text{established}\} \neq X_{PB,m} \end{aligned}$$

Hence, the marked states in G_{sm}^{TM1} are illegal states, capturing that Peer A is at “closed” and Peer B is at “established” simultaneously.

Since the safety monitor for TM1, G_{sm}^{TM1} , is derived from G_{PA} and G_{PB} , G_{other} in step 2 of Section 3.1 is the parallel composition of the automata of the channels and network, namely $G_{other} = G_{C1} \parallel G_{C2} \parallel G_{C3} \parallel G_{C4} \parallel G_N$. Let H_{nom} in step 4 of Section 3.1 be a nominal specification automaton (without attacker) for TM1. In our system model of TCP, $H_{nom} = Trim(G_{lm}^{TM1} \parallel G_{other})$ has no marked states, thus we conclude that our TCP model, without attackers, is correct in terms of TM1.

5.3 Liveness property models

[18] also provides two liveness properties denoted as TM2 and TM3. TM2 defines the liveness property that Peer 2 should eventually reach the “established” state. TM3 requires that both peers should not get stuck except at “closed” state, that is, no deadlocks except at “closed” state are allowed. Both TM2 and TM3 requires the system to remain alive during the communication process.

We construct the liveness monitors of TM2 and TM3, G_{lm}^{TM2} and G_{lm}^{TM3} , by following Section 3.2. In this case, the liveness monitors are not given as dedicated automata, thus we construct G_{lm}^{TM2} and G_{lm}^{TM3} based on G_{nom} and G_a . We discuss the construction of G_{lm}^{TM2} and G_{lm}^{TM3} in Section 5.5, because to build these automata, we rebuild G_{nom} and G_a as new automata according to TM2 and TM3.

5.4 Attack model

In this section, we explain the attack model for TCP. As we consider the system architecture in Fig. 1a for TCP, the attacker infiltrates the network. First, we construct a modified model of the plant G_a in (3) under attack. Since the network of TCP is under attack, we enhance G_N to that under attack, $G_{N,a} = (X_{N,a}, E_{N,a}, f_{N,a}, x_{N,a,0}, X_{N,a,m})$, by adding new transitions and events to represent capabilities of the attacker. Thus,

$$G_a = G_{PA} \parallel G_{PB} \parallel G_{C1} \parallel G_{C2} \parallel G_{C3} \parallel G_{C4} \parallel G_{N,a} \quad (38)$$

Fig. 15 depicts the PITM attacked model of the network, $G_{N,a}$, where “ $ATTK$ ” is the set of events of outgoing packets from the network, namely

$$ATTK = \{SYN_{NC2}, ACK_{NC2}, FIN_{NC2}, SYN_ACK_{NC2}, SYN_{NC4}, ACK_{NC4}, FIN_{NC4}, SYN_ACK_{NC4}\}, \quad (39)$$

representing multiple transitions, illustrated as the red transitions, by events in $ATTK$. Hence, the event set of $G_{N,a}$, $E_{N,a}$, is as follows:

$$E_{N,a} = ATTK \cup E_N \quad (40)$$

where E_N is in (36). This allows the attacker to be flexible so that the attacker can send any packets and freely choose the destination of packets. As in the discussion in Section 2 and in the ABP model, we suppose that the attacker cannot control and observe events outside the network. Hence, the event set of G_a , E_a , is partitioned for controllability and observability of the attacker as follows:

- Controllable events: $E_{a,c} = ATTK$ in (39)
- Uncontrollable events: $E_{a,uc} = E_{nom} \setminus E_{a,c}$
- Observable events: $E_{a,o} = E_{N,a}$ in (40)
- Unobservable events: $E_{a,uo} = E_{nom} \setminus E_{a,o}$

In our attack model, the attacker controls the outgoing packets from the network, to lead the safety/liveness monitor to reach its marked (illegal) state.

5.5 Examination of the PITM attack for TCP

In this section, we examine whether a FOR-ALL attack exists in terms of TM1, TM2, and TM3.

5.5.1 Threat Model 1 with channels

For Threat Model 1 (TM1), we try to synthesize a FOR-ALL attacker by the following procedure:

1. Construct the system G_a in (38).
2. Construct the specification automaton H_a by following Section 5.2 and the procedure in Section 3.1. $G_{sm}^{TM1} = G_{PA}^{TM1} \parallel G_{PB}^{TM1}$ is derived from G_{PA} and G_{PB} , thus $G_{other,a} = G_{C1} \parallel G_{C2} \parallel G_{C3} \parallel G_{C4} \parallel G_{N,a}$.
3. Since $E_{a,c} \subseteq E_{a,o}$, compute $\mathcal{L}_m(H_a)^{\uparrow CN} = \mathcal{L}_m(H_a^{CN})$.
4. Check whether $\mathcal{L}_m(H_a)^{\uparrow CN}$ is non-empty.
5. Pick one example string from the initial state to one marked state in $\mathcal{L}_m(H_a)^{\uparrow CN}$, which represents one system behavior under attack that reaches the marked state in G_{sm}^{TM1} .

In our system model of TCP, all states in $G_{other,a}$ are marked, thus the marked states in H_a^{CN} correspond to the marked states in G_{sm}^{TM1} . Since these steps are for the attacker synthesis in terms of the safety property, this procedure is quite similar as that for ABP in Section 4.5.

Setup 1 Let us consider a powerful attacker represented by $G_{N,a}$ in Fig. 15. By following the above procedure, G_a in (38) is not trim, and has 118761 states and 6307 marked states. Also, H_a has 34658 states and 704 marked states. We obtain that H_a^{CN} is empty with respect to G_a and H_a , that is, there exist no FOR-ALL attacks in terms of this setup. This is due to deadlock states comprising “listen” state of both Peer A and Peer B in G_a . If both peers reach “listen” state, then they keep waiting for packets from the channels. Such deadlock states are reachable by the uncontrollable events $listen_A$ or $listen_B$, resulting in an empty H_a^{CN} . Later on, we remove such deadlock states by retrieving a “timeout” transition from “listen” to “closed”.

Setup 2 To determine whether or not any attack strategies exist in this setup, we see if any THERE-EXIST attacks exist. For this purpose, we mark all states of G_a and H_a in Setup 1. This allows deadlock and livelock states to exist. In this case, the standard algorithm for the supremal controllable normal sublanguage returns a non-empty H_a^{CN} , and $\mathcal{L}_m(H_a^{CN})$ contains the following string steering G_{sm}^{TM1} to its marked states:

$$SYN_{BC3}.SYN_{C3N}.SYN_ACK_{NC4}.SYN_ACK_{C4B}.ACK_{BC3} \quad (41)$$

SYN_ACK_{NC4} is a fake packet sent to Peer B by the attacker, and this leads G_{PB}^{TM1} to the marked state “established” while G_{PA}^{TM1} is at state “closed”. According to the existence of this string, we conclude that a THERE-EXIST attack exists with respect to G_a and H_a .

Setup 3 In this setup, we remove the deadlock states found in Setup 1 due to state “listen” by retrieving “time-out” from “listen” to “closed” in G_{PA} and G_{PB} . Fig. 17 shows the new automata of the peers. We add the subscripts “A” and “B” to the timeout events to make these events private. Henceforth, we denote by G_{PA} and G_{PB} the automata in Fig. 17. According to the new timeout events,

$$E_{PA} = \{timeout_A, listen_A, deleteTCB_A, SYN_{AC1}, SYN_{C2A}, \quad (42)$$

$$ACK_{AC1}, ACK_{C2A}, FIN_{AC1}, FIN_{C2A}, SYN_ACK_{AC1}, SYN_ACK_{C2A}\}$$

$$E_{PB} = \{timeout_B, listen_B, deleteTCB_B, SYN_{BC3}, SYN_{C4B}, \quad (43)$$

$$ACK_{BC3}, ACK_{C4B}, FIN_{BC3}, FIN_{C4B}, SYN_ACK_{BC3}, SYN_ACK_{C4B}\}$$

Here, the new G_a has 118761 states and 6307 marked states, and the new H_a has 38270 states and 704 marked states.

Next, we compute H_a^{CN} with respect to G_a and H_a by following the procedure for TM1, using the new G_{PA} and G_{PB} . As a result, H_a^{CN} is non-empty, having 52783 states and 626 marked states, and $\mathcal{L}_m(H_a^{CN})$ contains the string in (41). Therefore, we conclude that there exists a FOR-ALL attacker S_p defined in (7) with respect to G_a and H_a in this setup. From $\mathcal{L}(G_a) \neq \mathcal{L}(H_a^{CN})$, the attacker disables some transitions by controllable events in G_a , to always eventually win.

5.5.2 Threat Model 1 without channels

Setup 4 One may find that in our TCP model, the channels just relay the incoming packets to their destinations, without any deletion or manipulation of packets. Since we assume ideal channels, we can reduce the communication architecture in Fig. 1a to that without channels, namely the architecture in Fig. 3. Due to the removal of

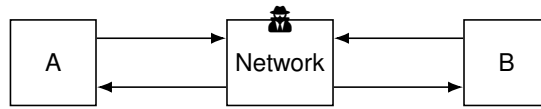


Fig. 3: Communication overview without channels

the channels, to assure the synchronization of the peers and network in the parallel composition, we rename the subscripts of the events in E_{PA} in (42), E_{PB} in (43), E_N in (36), and $E_{N,a}$ in (40), as follows:

$$\begin{aligned} AC1 &\rightarrow AN, & C2A &\rightarrow NA, & BC3 &\rightarrow BN, & C4B &\rightarrow NB, \\ C1N &\rightarrow AN, & NC2 &\rightarrow NA, & C3N &\rightarrow BN, & NC4 &\rightarrow NB \end{aligned} \quad (44)$$

According to this change, the new G_{nom} and G_a are as follows:

$$G_{nom} = G_{PA} \parallel G_{PB} \parallel G_N \quad (45)$$

$$G_a = G_{PA} \parallel G_{PB} \parallel G_{N,a} \quad (46)$$

G_{nom} in (45) is trim, consisting of 41 states and 5 marked states, and G_a in (46) comprises 580 states and 27 marked states, and is not trim. Since we removed the automata of the channels from our system model, G_{other} and $G_{other,a}$

in Section 5.2 and in step 2 of our examination procedure are equal to G_N and $G_{N,a}$, respectively. Even after the removal of the channels, H_{nom} has no marked states.

Noting that $E_{a,c} \subseteq E_{a,o}$ still holds after renaming, let us revisit the procedure for the construction of H_a and the computation of H_a^{CN} with the new G_a . In this setup, H_a consists of 547 states and 3 marked states, H_a^{CN} with respect to G_a and H_a is non-empty with 513 states and 3 marked states. $\mathcal{L}_m(H_a^{CN})$ contains the following string:

$$SYN_{BN}.SYN_{NB}.ACK_{BN}.ACK_{NB} \quad (47)$$

where SYN_{NB} and ACK_{NB} are fake packets inserted by the attacker, tricking Peer B into reaching “established” whereas Peer A does not move out from “closed”. Finally, from $\mathcal{L}(H_a^{CN}) \neq \mathcal{L}(G_a)$ and non-trim G_a , the supervisor of the attacker disables several transitions in G_a , to prevent the system from reaching deadlock/livelock states and to assure that the attacker always eventually wins.

Setup 5 As we have done in the ABP case study, let us consider a less-powerful attacker than the attacker in setups 1 through 4. First, we change the controllable events for the attacker, $E_{a,c}$, as follows:

$$E_{a,c} = \{SYN_{AN}, SYN_ACK_{NB}\} \quad (48)$$

$$E_{a,uc} = E_a \setminus E_{a,c} \quad (49)$$

whereas $E_{a,o}$ and $E_{a,uo}$ do not change. Note that $E_{a,c} \subseteq E_{a,o}$ still holds. SYN_{AN} in $E_{a,c}$ means that the attacker can discard SYN packets coming from Peer A. Next, we redesign the infiltrated network by the attacker, $G_{N,a}$, to represent the reduced capability of the attacker. Fig. 16 indicates the model of an infiltrated network by a less powerful attacker, $G_{N,a}^w$. The red transitions are where the attacker can take action.

From the change of $G_{N,a}$ to $G_{N,a}^w$, we change G_a to the entire system under the less powerful PITM attack, namely $G_a = G_{PA} \parallel G_{PB} \parallel G_{N,a}^w$, in this setup. As a result, the new G_a is not trim, consisting of 48 states, 7 marked states, and 1 deadlock state. Because G_{sm}^{TM1} is not different from Setup 4, $G_{other,a} = G_{N,a}^w$ here. Therefore by following the procedure for TM1, H_a comprises 47 states and 1 marked state, and H_a^{CN} with respect to G_a and H_a here is non-empty with 63 states and 2 marked states, containing the following string leading G_{sm}^{TM1} to its marked state:

$$SYN_{BN}.SYN_ACK_{NB}.ACK_{NB} \quad (50)$$

In conclusion, there still exists a FOR-ALL attacker with the less-powerful PITM model.

From $G_{N,a}^w$ in Fig. 16, the attacker can send a fake SYN_ACK packet to Peer B only when Peer B enters “SYN sent” state, and the attacker must keep Peer A at “closed” state. Hence, the attacker must disable SYN_{AN} at “closed” state in G_{PA} shown in Fig. 17 where the subscripts of events are changed as in (44), and $\mathcal{L}(H_a^{CN}) \neq \mathcal{L}(G_a)$ reflects this disablement action. Therefore, if SYN_{AN} is uncontrollable, then H_a^{CN} is empty.

5.5.3 Threat Model 2

Consider G_{PA} , G_{PB} , G_N , and $G_{N,a}$ in Setup 4. Recall that Threat Model 2 (TM2) requires Peer A to reach its “established” state eventually. To design the liveness monitor which captures the violation of TM2, we first unmark all states of G_{PA} and mark its “established” state. Let G_{PA}^{TM2} be a new automaton derived from G_{PA} in Fig. 17a by this marking and renaming as in (44). In contrast to the construction of safety monitors, G_{PA}^{TM2} captures the desired behavior where Peer A reaches its “established” state eventually. Thus we construct G_{nom} and G_a as follows:

$$G_{nom} = G_{PA}^{TM2} \parallel G_{PB} \parallel G_N \quad (51)$$

$$G_a = G_{PA}^{TM2} \parallel G_{PB} \parallel G_{N,a} \quad (52)$$

To prevent it from marking G_{nom} and G_a , we mark all states in G_{PB} , so the marked states of G_{nom} and G_a are determined by the “established” state in G_{PA}^{TM2} .

Setup 6 Let us construct H_a by following the procedure in Section 3.2. First of all, G_{nom} in (51) is trim, thus the system model without attacker is correct in terms of TM2, meaning that Peer A eventually reaches its “established” state. So, let us proceed to the next step. From the additional transitions of $G_{N,a}$ in Fig. 15, G_a in (52) is not trim, thus G_a contains several deadlock and/or livelock states. In this scenario, we build G_{lm}^{TM2} for TM2 based on G_a and not as a separate automaton. In G_a , there are 25 deadlock states. These deadlock states are those the attacker wants G_a to reach so that Peer A cannot always reach its “established” state. To design G_{lm}^{TM2} representing the violation of TM2, namely reaching the deadlock states, we unmark all states in G_a and then mark all the deadlock states. Hence, let G_{lm}^{TM2} be the new automaton built by the marking of deadlock states in G_a , so that every string in $\mathcal{L}_m(G_{lm}^{TM2})$ ends with one of the deadlock states. Finally, the specification automaton for the attacker is $H_a = Trim(G_{lm}^{TM2})$.

In this case, H_a consists of 580 states and 25 deadlock states which are determined by G_a , and H_a^{CN} with respect to G_a and H_a is non-empty, where $\mathcal{L}_m(H_a^{CN})$ contains the following string:

$$SYN_{AN}.SYN_ACK_{NA}.ACK_{AN}.FIN_{NA}.SYN_{BN}.SYN_{NB}.ACK_{AN} \quad (53)$$

SYN_ACK_{NA} , FIN_{NA} , and SYN_{NB} in (53) are fake packets inserted by the attacker. This string makes Peer A and Peer B stuck at “close wait” state and at “i3” state, respectively. Here, $\mathcal{L}(H_a^{CN}) = \mathcal{L}(G_a)$, thus the attacker just inserts fake packets and does not disable any controllable events. In conclusion, there exists a FOR-ALL attack for TM2 in this setup.

5.5.4 Threat Model 3

In this section, we examine whether any FOR-ALL attacks against the Threat Model 3 (TM3) exist. TM3 captures the following liveness requirement for the system: the peers should not suffer from any deadlocks if they leave “closed” state.

Consider G_{PA} , G_{PB} , G_N , and $G_{N,a}$ in Setup 4 again. Since TM3 is defined by a liveness property, we design a liveness monitor for TM3 similarly as a monitor for TM2, discussed in Section 5.5.3. According to TM3, we first unmark all states and mark “closed” state in G_{PA} and G_{PB} . Let G_{PA}^{TM3} and G_{PB}^{TM3} be the new automata derived from G_{PA} and G_{PB} in Fig. 17 by this marking and renaming as in (44), respectively. Since G_{PA}^{TM3} and G_{PB}^{TM3} capture the desired behavior of the system model, we construct G_{nom} and G_a as follows:

$$G_{nom} = G_{PA}^{TM3} \parallel G_{PB}^{TM3} \parallel G_N \quad (54)$$

$$G_a = G_{PA}^{TM3} \parallel G_{PB}^{TM3} \parallel G_{N,a} \quad (55)$$

Since all states in G_N and $G_{N,a}$ are marked, the marked states in G_{nom} and G_a are determined by “closed” state of G_{PA}^{TM3} and G_{PB}^{TM3} .

Setup 7 We construct H_a using the procedure in Section 3.2. First, G_{nom} in (54) consisting of 41 states and 1 marked state is trim, thus our system model without attacker is correct in terms of TM3. This means that neither Peer A nor Peer B suffers from deadlocks and/or livelocks when they are not at “closed” state. In the next step, due to $G_{N,a}$, G_a in (55) comprising 580 states and 3 marked states is not trim, thus G_a contains deadlock and/or livelock states. In particular, G_a has 25 deadlock states and no livelock states. Since the liveness monitor for TM3, G_{lm}^{TM3} , is not given as a dedicated automaton, G_{lm}^{TM3} is derived from G_a by unmarking all states and marking the 25 deadlock states in G_a . Finally, we have $H_a = Trim(G_{lm}^{TM3})$.

As a result, H_a in this setup consists of 580 states and 25 marked (deadlock) states, determined by G_a , and H_a^{CN} with respect to G_a and H_a is non-empty with 660 states and 25 marked states. To see a behavior of the system under the attack, we pick the following example string in $\mathcal{L}_m(H_a^{CN})$:

$$listen_A.SYN_{BN}.SYN_{NA}.SYN_ACK_{AN}.ACK_{NA}.FIN_{AN}.ACK_{NA} \quad (56)$$

where the fifth and seventh ACK_{NA} are fake packets sent from the attacker to Peer A. This string makes Peer A and Peer B stuck at “FIN wait 2” and “SYN sent”, respectively. Here, $\mathcal{L}(H_a^{CN}) = \mathcal{L}(G_a)$, thus the attacker inserts fake packets and does not disable any controllable events. To sum up, there exists a FOR-ALL attack for TM3 in this setup.

6 Conclusion

We investigated the synthesis problem of FOR-ALL attacks under which the attacker can always eventually win, in the specific context of person-in-the-middle attacks on two well-known communication protocols, ABP and TCP, where in each case a sender and a receiver communicate over channels and a network. We formulated this problem in the framework of discrete event systems in order to leverage its supervisory control theory for attacker synthesis. We showed that the synthesis of a FOR-ALL attack can be formulated as the problem of finding a maximal controllable and observable sublanguage of the specification language for the attacker with respect to the given plant and the capabilities of the attacker in terms of controllable and observable events. The plant is the combination of the models of the sender, receiver, channels, and network. The specification language for the attacker is derived from a suitable specification automaton; we described in Sections 3.1 and 3.2 how to construct that automaton for various examples of safety properties and liveness (nonblockingness) properties, respectively. The goal of the attacker is to force a violation of the given safety or liveness property of the communication protocol. We formally derived in Sections 4 and 5, when they existed, several FOR-ALL person-in-the-middle attacks for ABP and TCP under different scenarios of attacker capabilities and safety or liveness property to be violated. We are not aware of any prior work where formal methods are used to synthesize attacks on ABP. For the case of TCP, our results extend the results in [18], where the authors considered the synthesis of THERE-EXISTS attacks under which the attacker may not always win, but will sometimes win. In total, we presented six setups for ABP and seven setups for TCP, where the plant, specification, and event partitions vary. When FOR-ALL attacks did not exist, we showed how to obtain THERE-EXISTS attacks.

In the PITM attack setups we considered, it was reasonable to assume that the attacker observes all the events it controls. Hence, the synthesis of a FOR-ALL attack reduced to the computation of the supremal controllable and normal sublanguage in supervisory control theory of discrete event systems. This means that the methodology that we employed for ABP and TCP is generic and could be applied to other protocols and other types of attacks that can be modeled as additional transitions in the transition structure of the protocol. This shows that formulating attacker synthesis as a supervisory control problem is a powerful approach in the study of vulnerabilities of distributed protocols. In the future, it would be of interest to investigate how to make distributed protocols more resilient to both THERE-EXISTS and FOR-ALL attacks.

A Figures of ABP

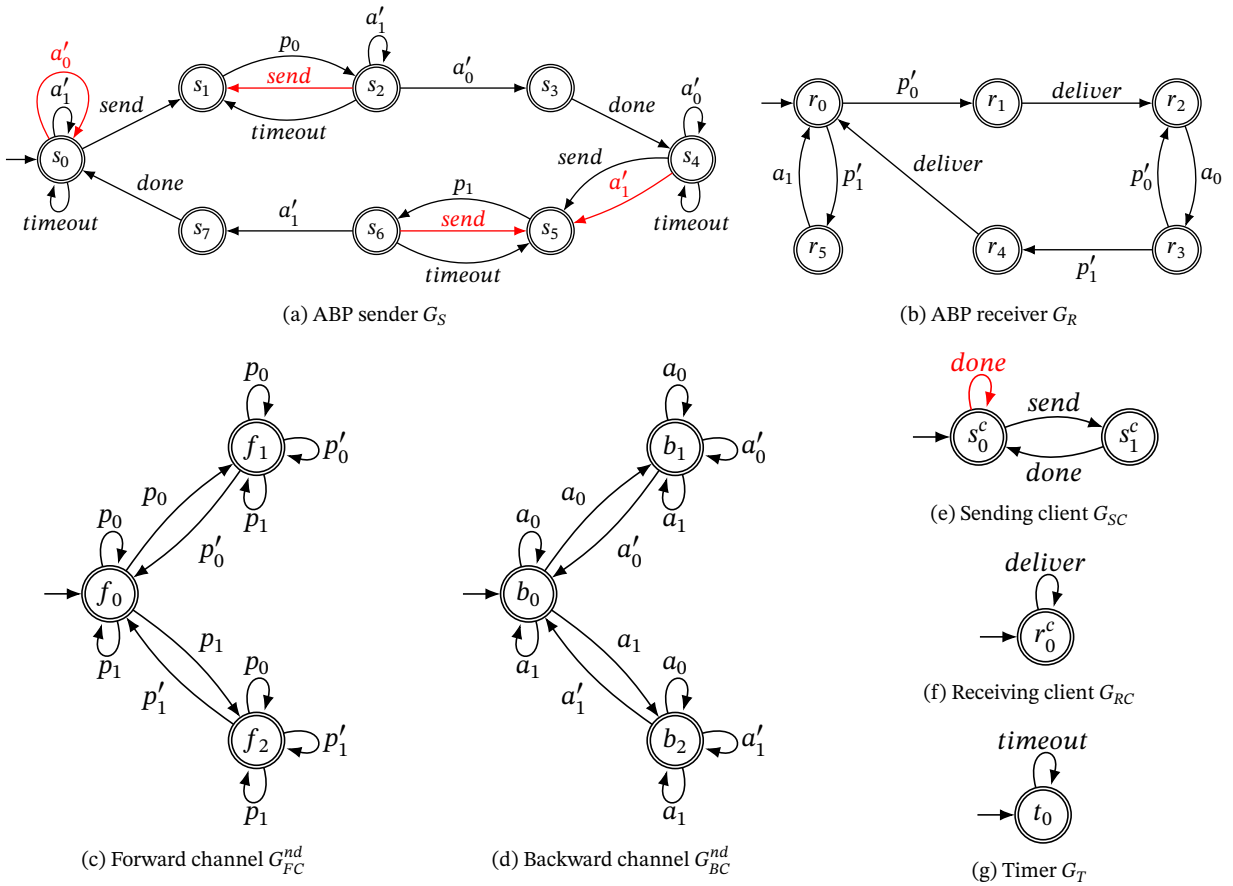


Fig. 4: Models of ABP components from [5]; the red transitions are *dead transitions* addressed in Section 4.5.2.

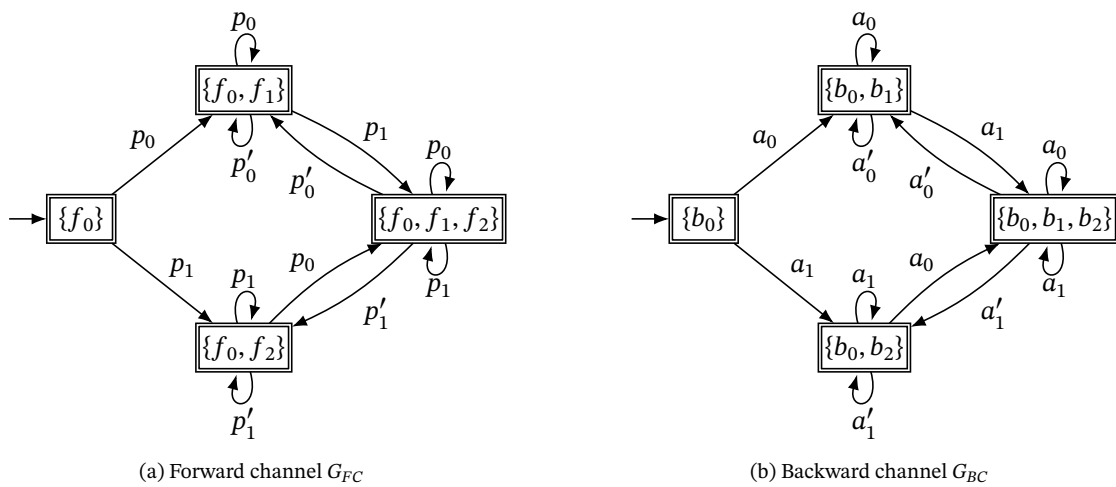
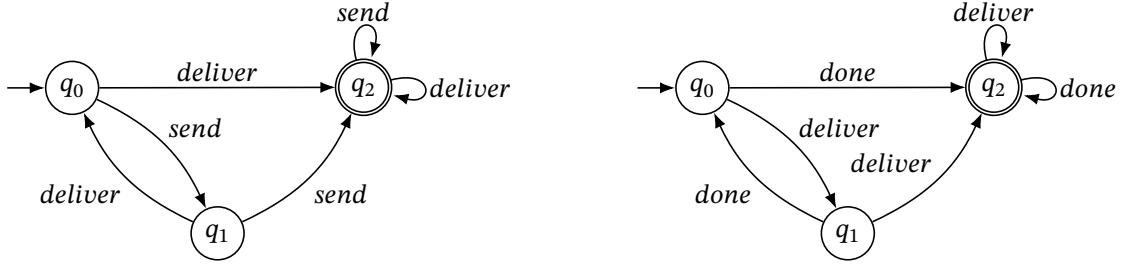


Fig. 5: Observer automata of channels



(a) Safety monitor 1 G_{sm}^1 ; *send* and *deliver* should happen in the right order. (b) Safety monitor 2 G_{sm}^2 ; *deliver* and *done* should happen in the right order.

Fig. 6: Safety monitors from [5]

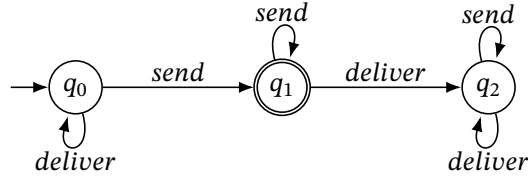
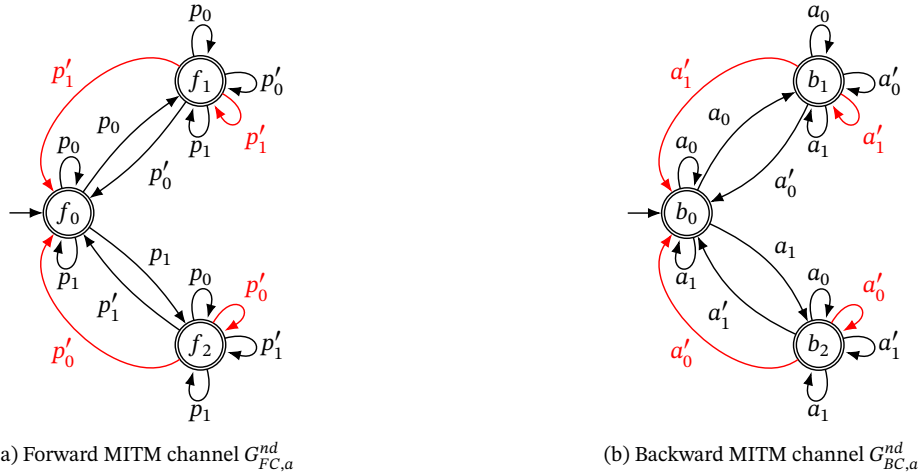


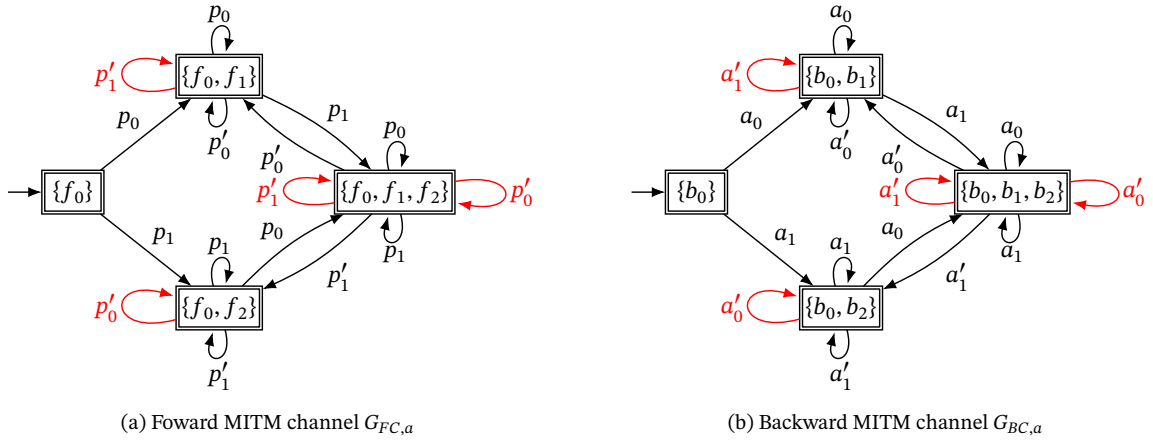
Fig. 7: Liveness monitor G_{lm} inspired by [5]; the first *send* should eventually be followed by a *deliver*



(a) Forward MITM channel $G_{FC,a}^{nd}$

(b) Backward MITM channel $G_{BC,a}^{nd}$

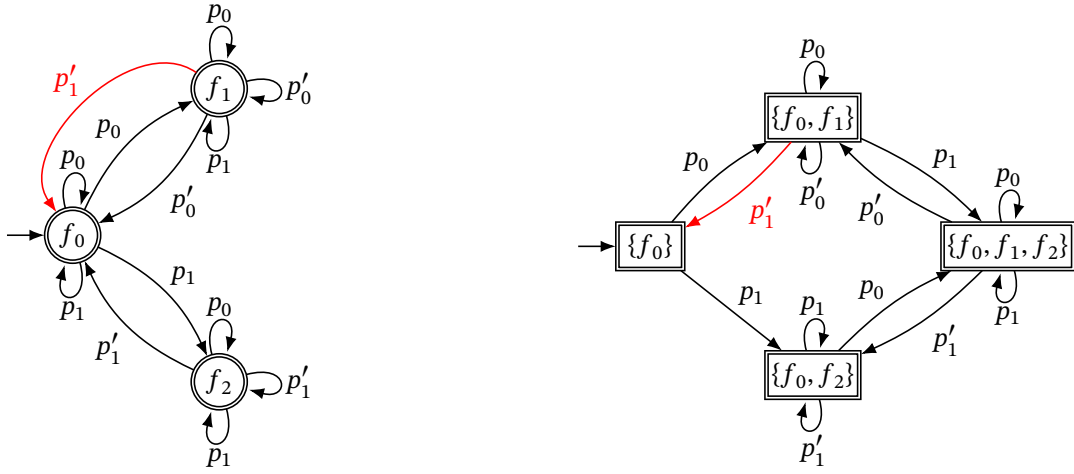
Fig. 8: Channel models under the MITM attack



(a) Forward MITM channel $G_{FC,a}$

(b) Backward MITM channel $G_{BC,a}$

Fig. 9: Observer automata of the MITM channels



(a) Lesspowerful forward MITM channel $G_{FC,wa}^{nd}$

(b) Observer automata of lesspowerful forward MITM channel $G_{FC,wa}$

Fig. 10: Lesspowerful forward MITM channel

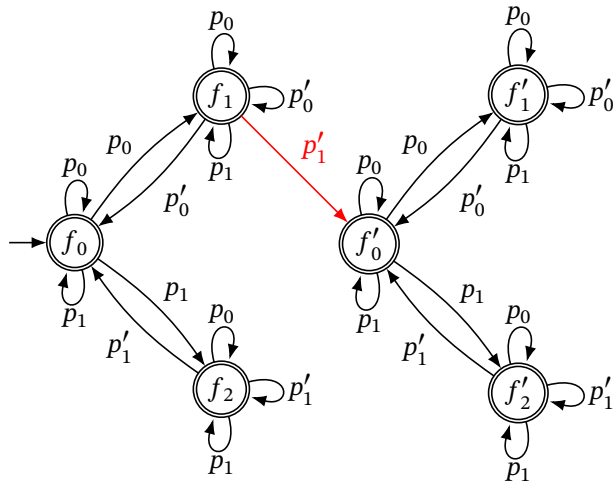
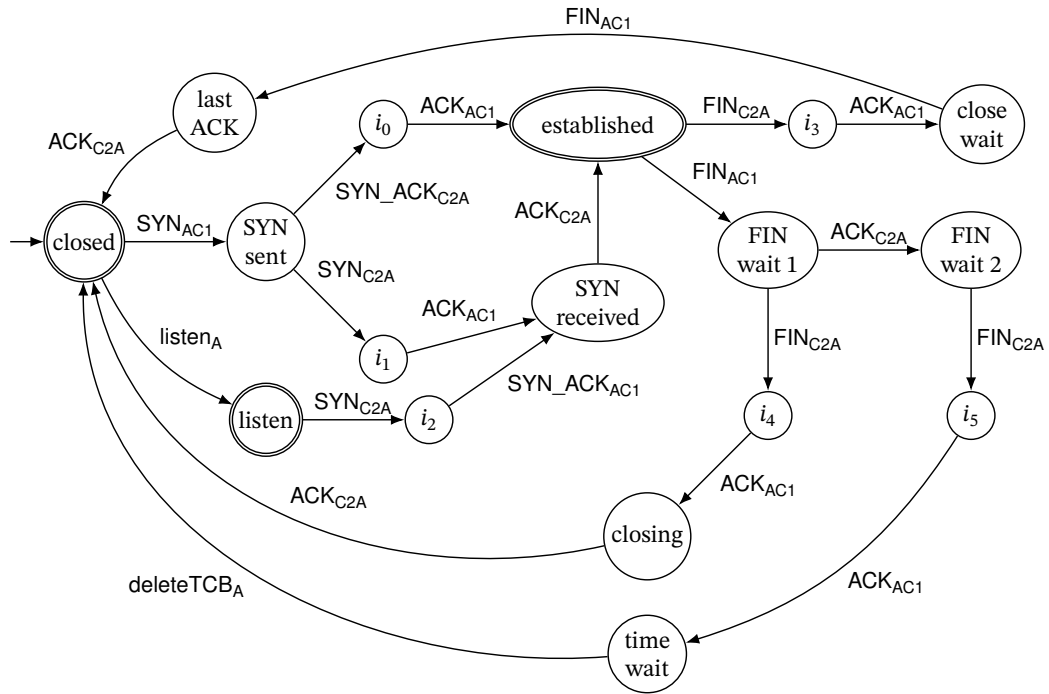
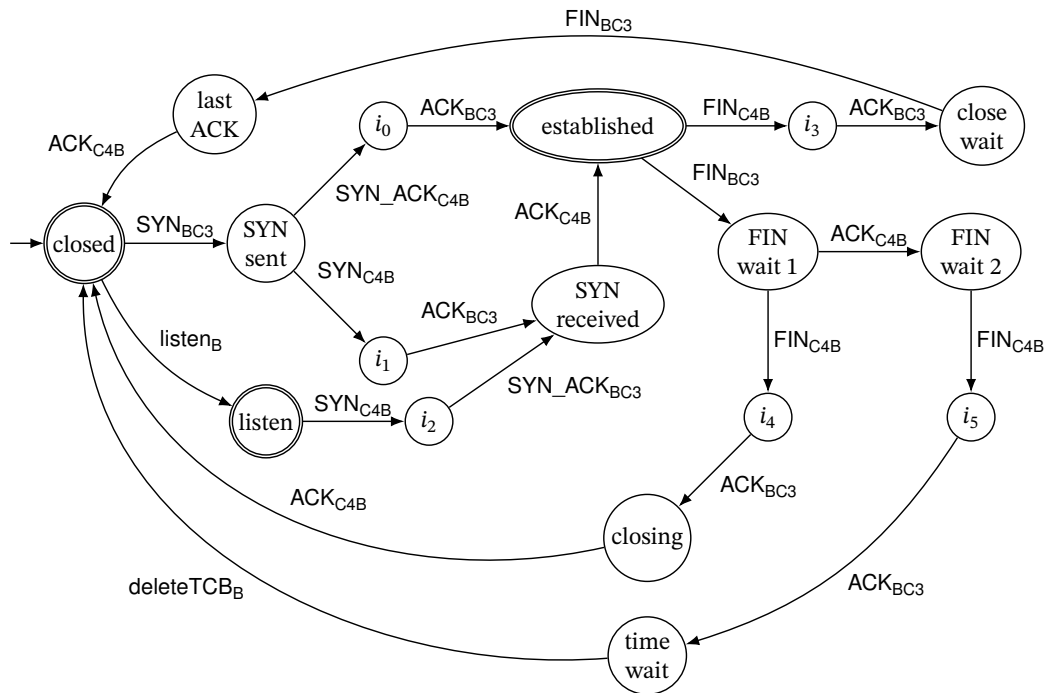


Fig. 11: One-shot forward MITM channel

B Figures of TCP



(a) Peer A G_{PA}



(b) Peer B G_{PB}

Fig. 12: Component models of TCP

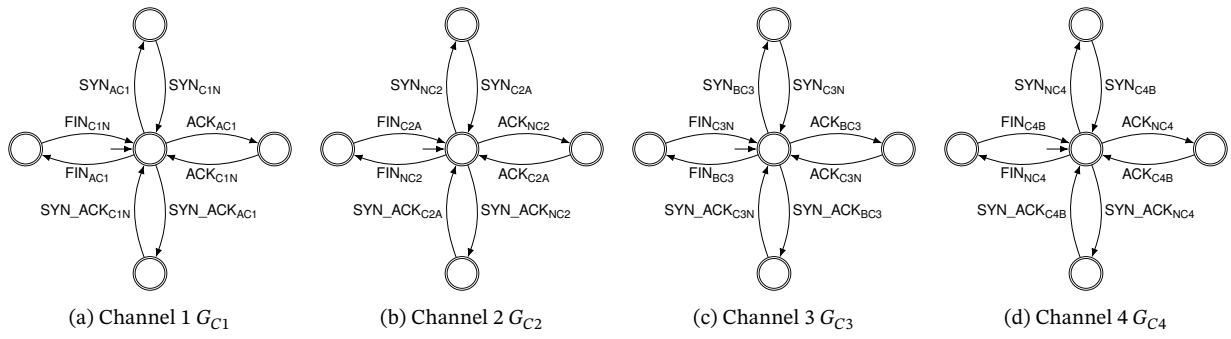


Fig. 13: Channel models of TCP

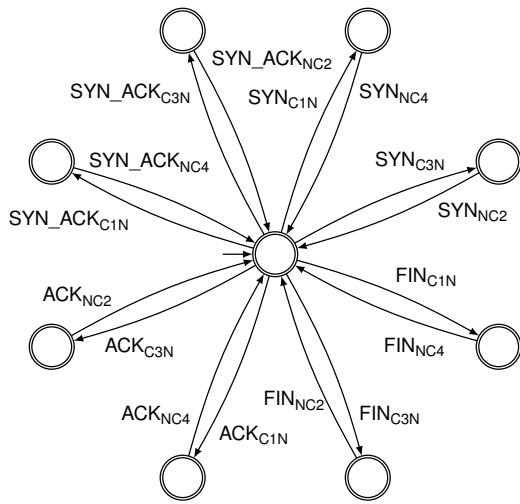


Fig. 14: Network model of TCP

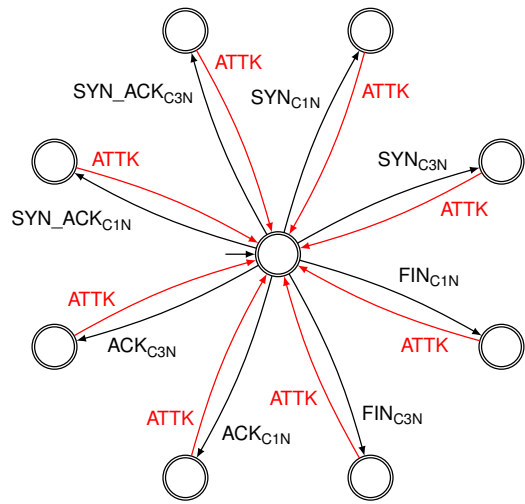


Fig. 15: Network model under the MITM attack $G_{N,a}$

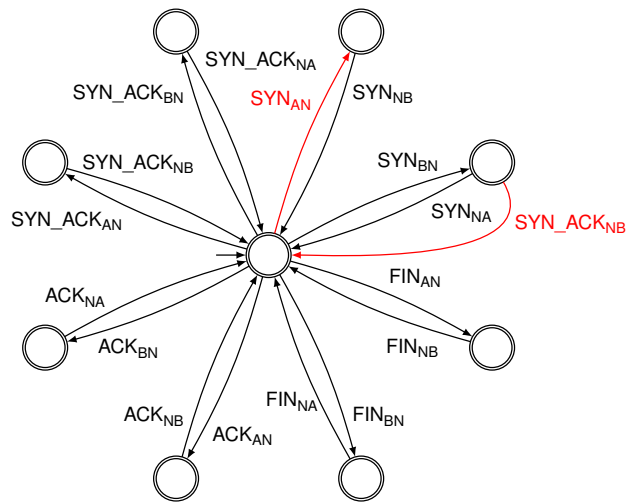
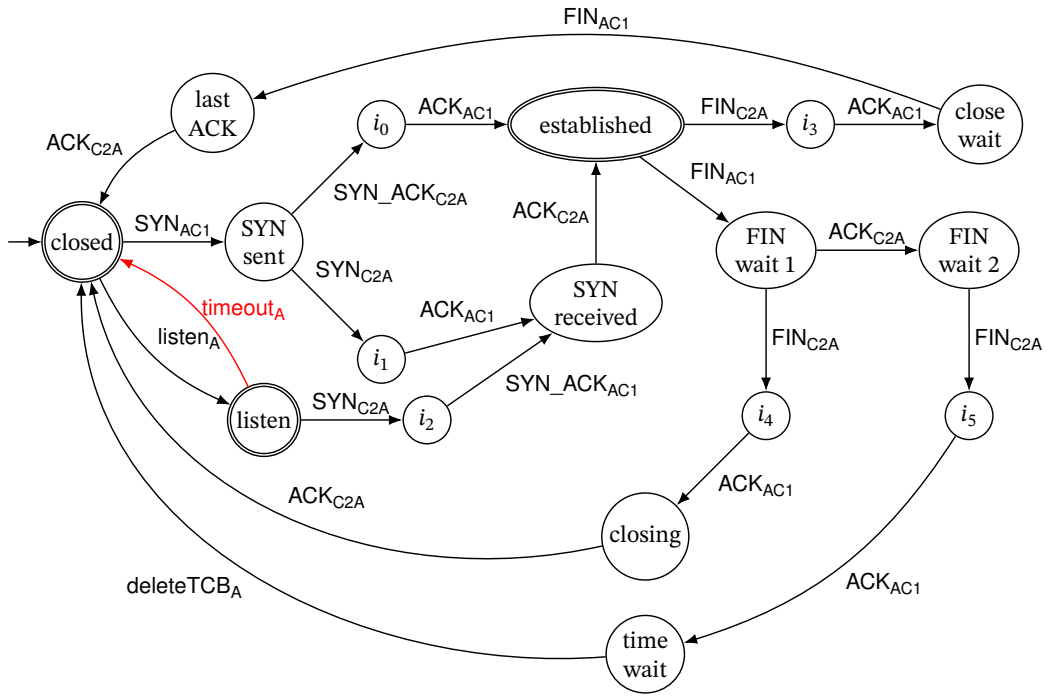
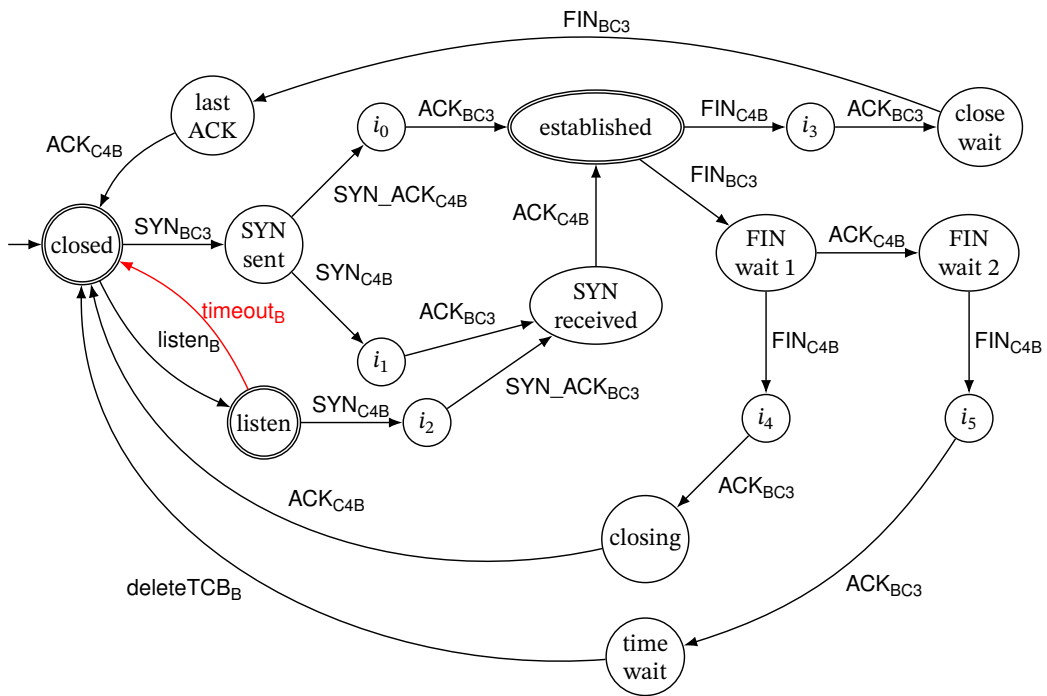


Fig. 16: Network model under the less powerful MITM attack $G_{N,a}^w$



(a) Peer A G_{PA}



(b) Peer B G_{PB}

Fig. 17: Peers with timeout

References

- [1] C. Baier and J.-P. Katoen, *Principles of model checking*. MIT Press, 2008.
- [2] E. Kang, A. Milicevic, and D. Jackson, “Multi-representational security analysis,” in *Proceedings of the 2016 24th ACM SIGSOFT International Symposium on Foundations of Software Engineering*, 2016, pp. 181–192.
- [3] H. Bagheri, E. Kang, S. Malek, and D. Jackson, “Detection of design flaws in the android permission protocol through bounded verification,” in *International Symposium on Formal Methods*. Springer, 2015, pp. 73–89.
- [4] G. J. Holzmann and W. S. Lieberman, *Design and validation of computer protocols*. Prentice Hall, Englewood Cliffs, 1991, vol. 512.
- [5] R. Alur and S. Tripakis, “Automatic synthesis of distributed protocols,” *ACM SIGACT News*, vol. 48, no. 1, pp. 55–90, 2017.
- [6] C. G. Cassandras and S. Lafortune, *Introduction to Discrete Event Systems - Second Edition*. Springer Science & Business Media, 2008.
- [7] W. M. Wonham and K. Cai, *Supervisory control of discrete-event systems*. Springer, 2019.
- [8] K. Rudie and W. M. Wonham, “Protocol verification using discrete-event systems,” in *Proceedings of the 31st IEEE Conference on Decision and Control*. IEEE, 1992, pp. 3770–3777.
- [9] R. Kumar, S. Nelvagal, and S. I. Marcus, “A discrete event systems approach for protocol conversion,” *Discrete Event Dynamic Systems*, vol. 7, no. 3, pp. 295–315, 1997.
- [10] K. Rudie and W. M. Wonham, “Supervisory control of communicating processes,” in *Proceedings of the IFIP WG6. 1 Tenth International Symposium on Protocol Specification, Testing and Verification X*, 1990, pp. 243–257.
- [11] K. Saleh, “Synthesis of communications protocols: an annotated bibliography,” *ACM SIGCOMM Computer Communication Review*, vol. 26, no. 5, pp. 40–59, 1996.
- [12] L. K. Carvalho, Y.-C. Wu, R. Kwong, and S. Lafortune, “Detection and mitigation of classes of attacks in supervisory control systems,” *Automatica*, vol. 97, pp. 121–133, 2018.
- [13] M. Wakaiki, P. Tabuada, and J. P. Hespanha, “Supervisory control of discrete-event systems under attacks,” *Dynamic Games and Applications*, vol. 9, no. 4, pp. 965–983, 2019.
- [14] R. Su, “Supervisor synthesis to thwart cyber attack with bounded sensor reading alterations,” *Automatica*, vol. 94, pp. 35–44, 2018.
- [15] R. Meira-Góes, H. Marchand, and S. Lafortune, “Towards resilient supervisors against sensor deception attacks,” in *2019 IEEE 58th Conference on Decision and Control (CDC)*. IEEE, 2019, pp. 5144–5149.
- [16] R. Meira-Góes, E. Kang, R. H. Kwong, and S. Lafortune, “Synthesis of sensor deception attacks at the supervisory layer of cyber-physical systems,” *Automatica*, vol. 121, p. 109172, 2020.
- [17] L. Lin, Y. Zhu, and R. Su, “Synthesis of covert actuator attackers for free,” *arXiv preprint arXiv:1904.10159*, 2019.
- [18] M. von Hippel, C. Vick, S. Tripakis, and C. Nita-Rotaru, “Automated attacker synthesis for distributed protocols,” *arXiv preprint arXiv:2004.01220*, 2020.
- [19] M. von Hippel, C. Vick, S. Tripakis, and C. Nita-Rotaru, “Automated attacker synthesis for distributed protocols,” in *International Conference on Computer Safety, Reliability, and Security*. Springer, 2020, pp. 133–149.
- [20] M. von Hippel. (2020) Korg. [Online]. Available: <https://github.com/maxvonhippel/AttackerSynthesis>
- [21] “Transmission Control Protocol,” RFC 793, Sep. 1981. [Online]. Available: <https://rfc-editor.org/rfc/rfc793.txt>

- [22] S. Jero, H. Lee, and C. Nita-Rotaru, “Leveraging state information for automated attack discovery in transport protocol implementations,” in *2015 45th Annual IEEE/IFIP International Conference on Dependable Systems and Networks*. IEEE, 2015, pp. 1–12.
- [23] H. Cho and S. I. Marcus, “On supremal languages of classes of sublanguages that arise in supervisor synthesis problems with partial observation,” *Mathematics of Control, Signals and Systems*, vol. 2, no. 1, pp. 47–69, 1989.
- [24] R. Brandt, V. Garg, R. Kumar, F. Lin, S. Marcus, and W. Wonham, “Formulas for calculating supremal controllable and normal sublanguages,” *Systems & Control Letters*, vol. 15, no. 2, pp. 111–117, 1990.
- [25] R. Ehlers, S. Lafortune, S. Tripakis, and M. Y. Vardi, “Supervisory control and reactive synthesis: a comparative introduction,” *Discrete Event Dynamic Systems*, vol. 27, no. 2, pp. 209–260, 2017.
- [26] X. Yin and S. Lafortune, “Synthesis of maximally permissive supervisors for partially-observed discrete-event systems,” *IEEE Transactions on Automatic Control*, vol. 61, no. 5, pp. 1239–1254, 2015.